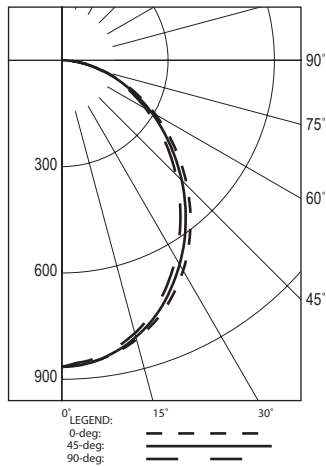


23DS

S23DS-1T5-S93HT

**Zonal Lumen Summary**

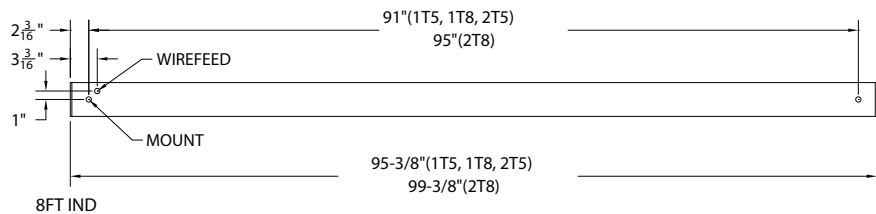
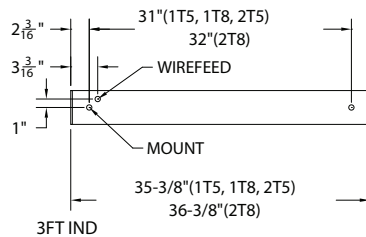
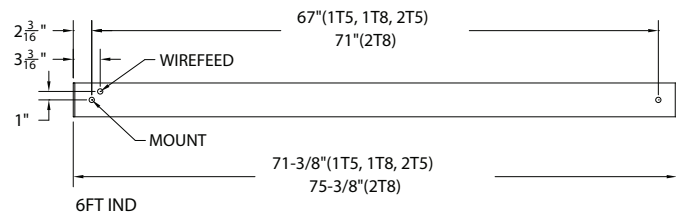
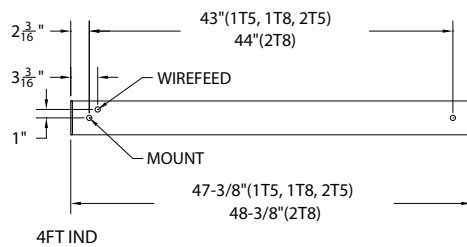
Zone	Lumens	%Lamp	%Fixt
0-30	640.19	22.10	30.40
0-40	1018.79	35.10	48.40
0-60	1702.2	58.70	80.80
0-90	2105.97	72.60	100.00
0-180	2105.97	72.60	100.00

Total Luminaire Efficiency = 72.60%

(1) T5 Lamp
 S92HT - High Transmission Lens
 White Painted Upper Reflector
 White Painted Optic Chamber
 Efficiency: 72.60%
 Report#: P30310

Candela

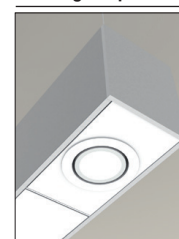
Angle	0	45	90
0	1243	1243	1243
5	1235	1232	1221
10	1210	1203	1187
15	1171	1156	1136
25	1054	1023	990
35	895	854	812
45	713	672	630
55	526	491	458
65	347	324	303
75	186	176	166
85	56	51	49
90	0	0	0

MOUNTING INFORMATION**FEATURES AND OPTIONS****S90**High Performance
Louver**S90P**High Performance
Louver with Acrylic
Overlay**S23R**Satin White Regress
Lens**S93**

Satin White Lens

**S93HT**

High Transmission Lens

Downlight OptionsBeginning or End
of Fixture