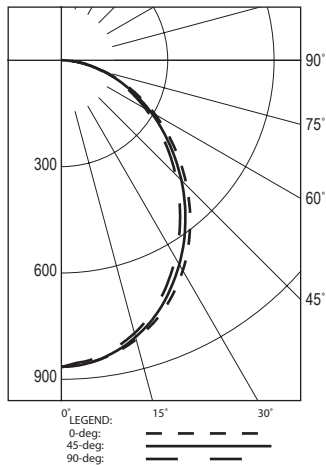


23DS

S23DS-1T5-S93HT

**Zonal Lumen Summary**

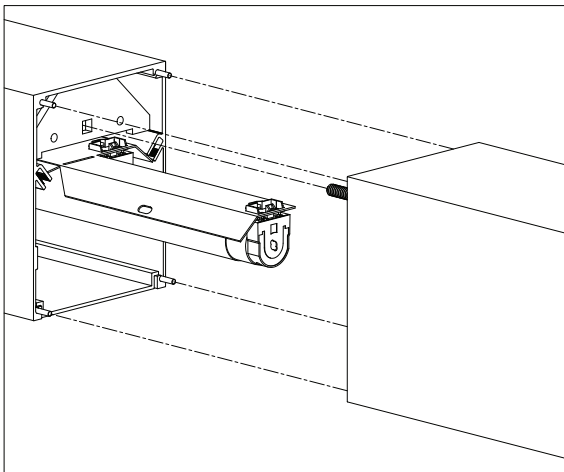
Zone	Lumens	%Lamp	%Fixt
0-30	640.19	22.10	30.40
0-40	1018.79	35.10	48.40
0-60	1702.2	58.70	80.80
0-90	2105.97	72.60	100.00
0-180	2105.97	72.60	100.00

Total Luminaire Efficiency = 72.60%

(1) T5 Lamp
 S92HT - High Transmission Lens
 White Painted Upper Reflector
 White Painted Optic Chamber
 Efficiency: 72.60%
 Report#: P30310

Candela


Angle	0	45	90
0	1243	1243	1243
5	1235	1232	1221
10	1210	1203	1187
15	1171	1156	1136
25	1054	1023	990
35	895	854	812
45	713	672	630
55	526	491	458
65	347	324	303
75	186	176	166
85	56	51	49
90	0	0	0

JOINER DETAILS**FEATURES AND OPTIONS**


S90
High Performance
Louver




S90P
High Performance
Louver with Acrylic
Overlay




S23R
Satin White Regress
Lens



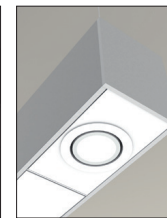
S93
Satin White Lens



S93HT
High Transmission
Lens

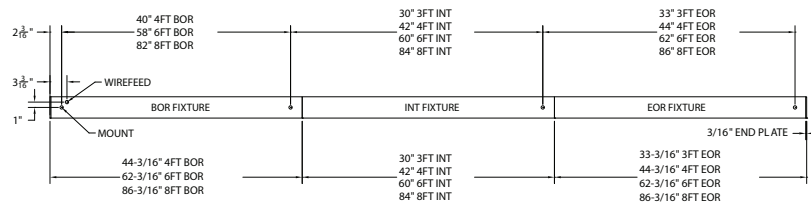
Corner

Corner

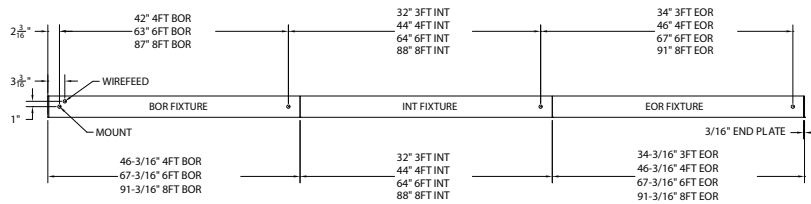
Downlight Options

Beginning or
End of Run

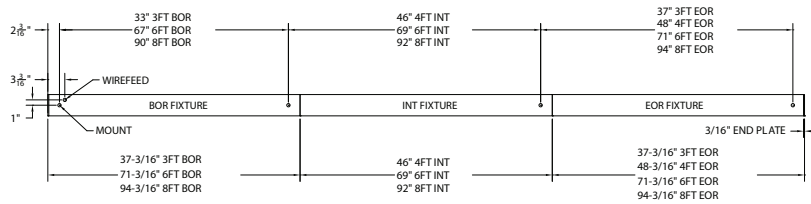
S23DS-1T5



S23DS-1T8



S23DS-2T5



S23DS2T8

