

DESCRIPTION

The Define series by Neo-Ray characterizes the ultimate in minimalist simplicity by providing clean, uniform lines of illumination in virtually any architectural environment. Powered by Eaton's most advanced linear LED technology, the Define series delivers outstanding efficacy in a variety of profile widths. 1", 2", 3", 4" and 5" luminaire widths are all specifiable to the nearest inch in length and can be fitted with standard flush, regress and drop lensing. In wall corners and wall to ceiling transitions can all be ordered as standard components and blend seamlessly into the most complex architectural spaces. Custom transitions are also available. Robust construction and adaptable, modular components make installation simple and ensure laser straight runs.

SPECIFICATION FEATURES

Construction

Housing trim extruded from 6063 aluminum. Nominal 2' -12' illuminated sections. Used in run configuration and/or individual fixtures. All components are RoHs compliant.

Lens

Snap in lens available in flush and drop lens profiles. End brackets include closure to prevent moisture and insect ingress.

Finish

Fixture housing trims are high reflectance white using electrostatically applied polyester powder coat paint.

Mounting

Recessed.

Electrical

Long-life LED system coupled with electrical driver to deliver optimal performance. LED's are available in 2700K, 3000K, 3500K or 4000K with a typical CRI ≤ 85 . Projected life is 60,000 hours at 86% lumen output. Electronic drivers are available for 120-277V applications. Fixtures and electrical components certified to UL and CUL standards. Fixtures are damp location listed and IC rated. For Chicago plenum, specify CP in fixture options.

Controls

Equipped standard with a 0-10V continuous dimming driver compatible with most standard dimming devices (refer to website for specific compatibility reference). Combine with FifthLight DALI and other energy saving products like sensors, daylighting controls and building management systems to maximize energy savings.

Warranty

Five year warranty.

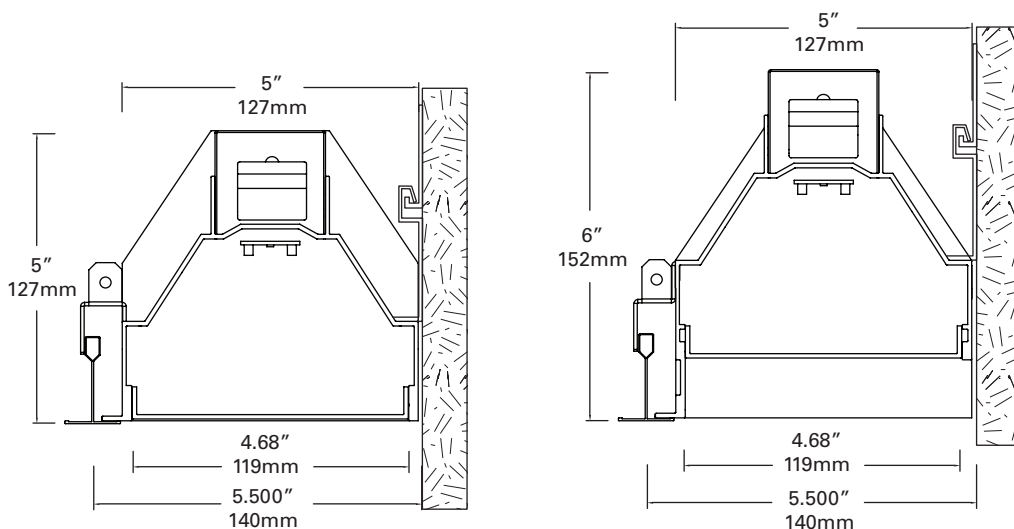


DEFINE 5

LED

Recessed Perimeter
Direct

cULus - 1598
Damp Location Listed
LM79/LM80 Compliant
ROHS Compliant



ORDERING INFORMATION

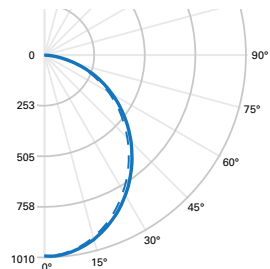
Sample Number: S125-DRP-2-35-ETG-0048-1-U-DD-1-W

Series	Light Distribution	Light Level ⁽¹⁾	Color Temperature	Ceiling Type ⁽²⁾	Length ⁽³⁾	
S125 = Define 5 QS-S125 = Define 5 Quick Ship	DRP = Direct Recessed Perimeter RDRP = Regressed Direct Recessed Perimeter	LO = Light Level LO (1800 Lms @ 20 W) (450 Lumens per ft @ 5 W) 1 = Light Level 1 (2430 Lms @ 28 W) (607 Lumens per ft @ 7 W) 2 = Light Level 2 (3936 Lms @ 43 W) (984 Lumens per ft @ 11 W)	27 = LED 2700K 30 = LED 3000K 35 = LED 3500K 40 = LED 4000K	ETG = 15/16" T-Grid FTG = 9/16" T-Grid STG = 9/16" Slot T-Grid ETT = 15/16" Tegular T-Grid FTT = 9/16" Tegular T-Grid GYP = Gypsum board FSR = "Flangeless" Gypsum Board FES = "Finished" Extruded Side	0024 = 2' Individual ⁽⁴⁾ 0036 = 3' Individual ⁽⁴⁾ 0048 = 4' Individual 0072 = 6' Individual 0096 = 8' Individual 0144 = 12' Individual XXXX = Configurable Run ⁽⁵⁾	
Circuiting	Voltage	Remote LED Driver	Emergency Options	Options ⁽⁹⁾	Shielding	Color
1 = Single Circuit 2 = Dual Circuit	1 = 120V 2 = 277V U = Universal (120V-277V) 3 = 347V ⁽⁶⁾	ED = Non-Dimming DD = 0-10 Volt Dimming 5L = DALI Dimming ⁽⁷⁾	B = Battery Pack ⁽⁸⁾ E = Emergency T = Transfer Switch	CP = Chicago Plenum SV = Integrated Sensor CR = Corner	1 = Satin Flush Diffuser 4 = Satin Drop Diffuser	W = Matte White S = Silver B = Black C = Custom Color

PHOTOMETRICS

Neo-Ray - Define - Recessed - Perimeter

All data certified to LM-79 standards in a NAVLAB approved testing facility



FILE NAME: S125-DR-1-35-ETG-0048-1-U-DD-1-W

CCT: 3500K

LUMENS: 2611 Lms

WATTS: 28 W

LPW: 93 LPW

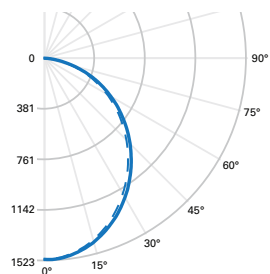
TEST NUMBER: P33918

ZONAL LUMENS SUMMARY

Zone	Lumens	% Fixture
0°-30°	757	29
0°-40°	1219	46
0°-60°	2092	80
0°-90°	2610	4100

LUMINANCE DATA (CD/M²)

Vertical Angle	0°	45°	90°
45°	5612	5484	5375
55°	5276	4141	5017
65°	4870	4687	4534
75°	4113	3939	3839
85°	2739	2813	2813



FILE NAME: S125-DR-2-35-ETG-0048-1-U-DD-1-W

CCT: 3500K

LUMENS: 3936 Lms

WATTS: 44 W

LPW: 89 LPW

TEST NUMBER: P33925

ZONAL LUMENS SUMMARY

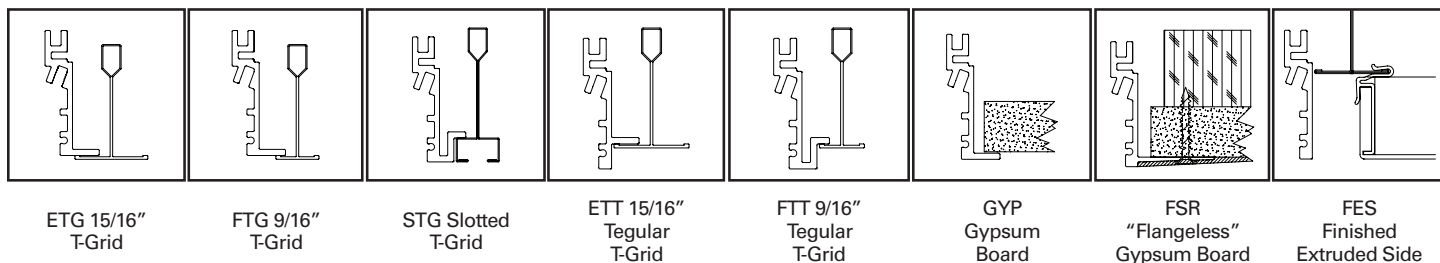
Zone	Lumens	% Fixture
0°-30°	1138	29
0°-40°	1833	46
0°-60°	3149	80
0°-90°	3936	100

LUMINANCE DATA (CD/M²)

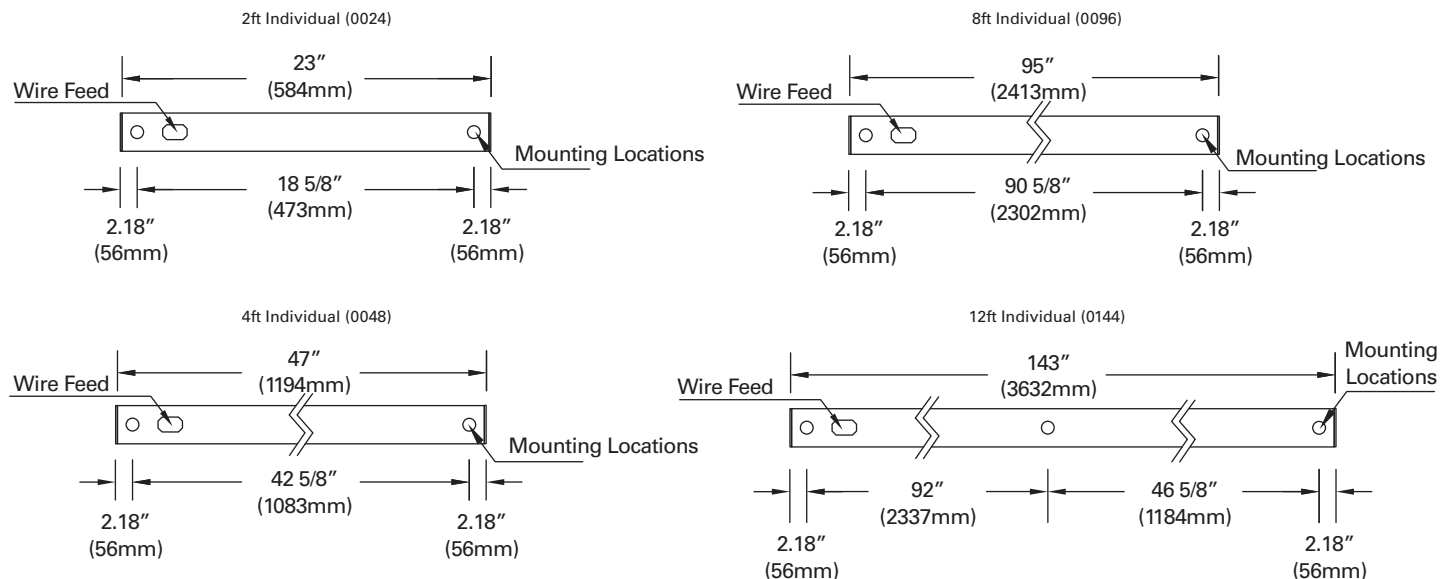
Vertical Angle	0°	45°	90°
45°	8441	8249	8112
55°	7931	7762	7571
65°	7283	7084	6901
75°	6257	6033	5883
85°	4294	4442	4516

MOUNTING

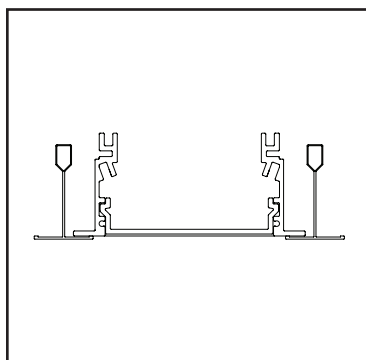
Extruded Trim Flange Details - Refer to submittal drawings for detailed flange information - for additional options consult factory.



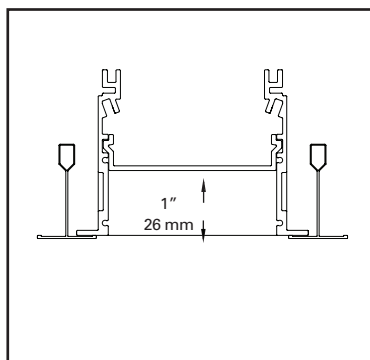
Mounting Information - Refer to installation instructions for detailed mounting information



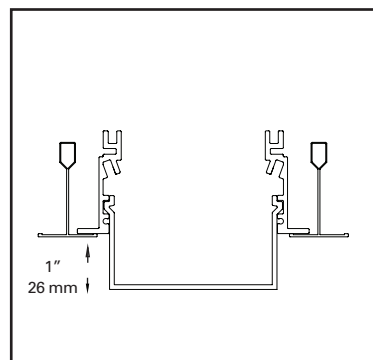
LENS DETAIL



Flush Satin Lens



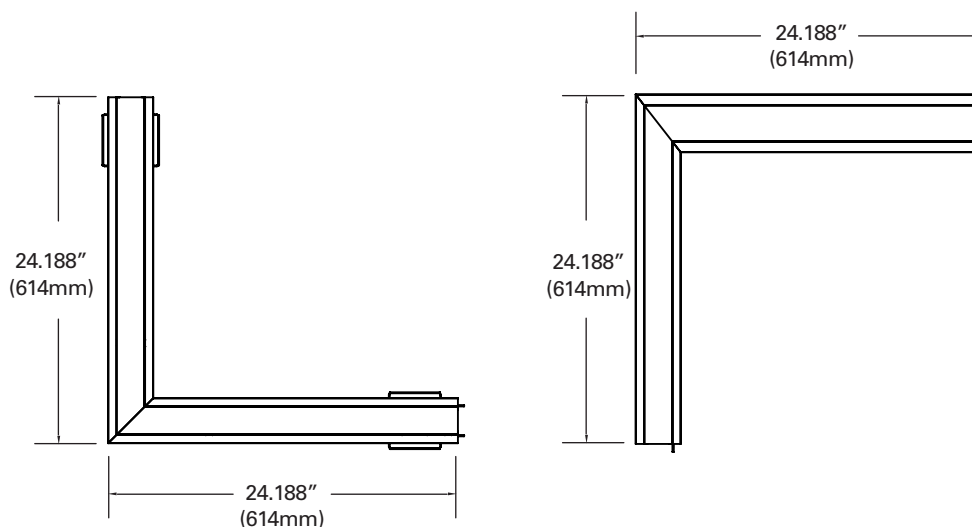
Regressed Satin Lens



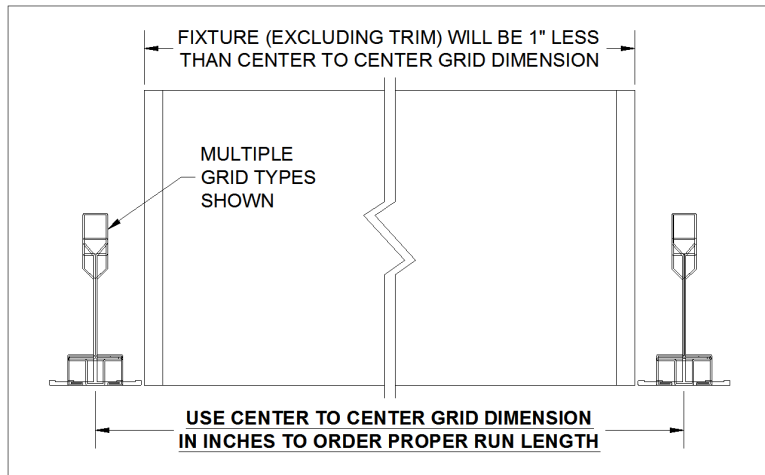
Satin Drop Down Lens

CORNER TRANSITIONS

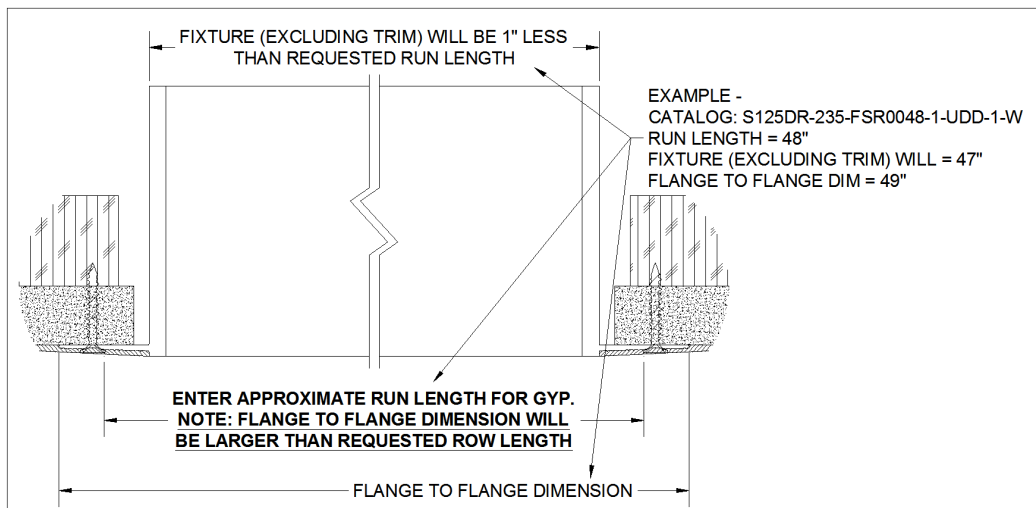
Consult factory for precise corner locations and for ordering.



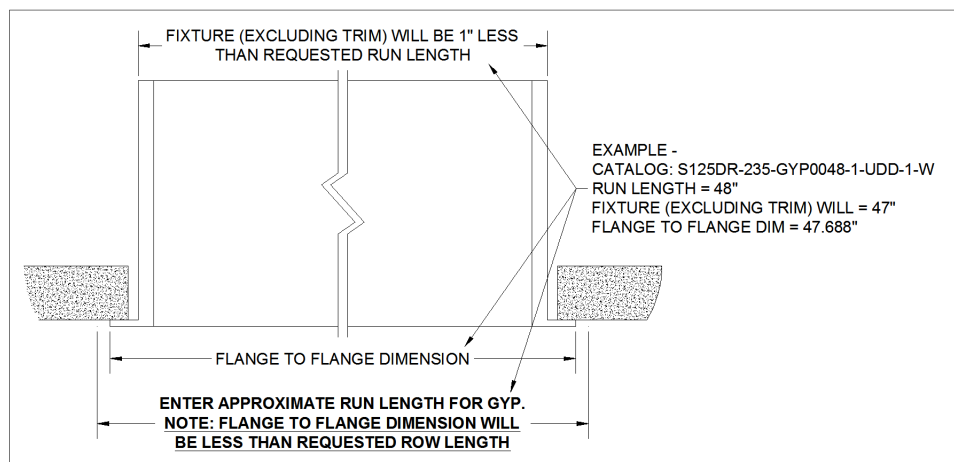
ALL GRID TYPES SHOWN



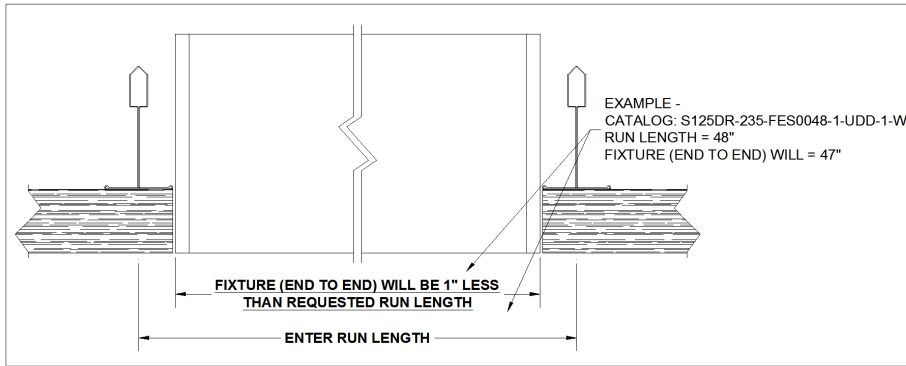
FSR: "FLANGELESS" GYPSUM BOARD



GYP: GYPSUM BOARD



FES: "Finished" Extruded Sides

**TECHNICAL NOTES**

1. Additional lower light levels available. Please consult factory for specific details.
2. Not all ceiling types are shown; consult factory for specific ceiling types not listed.
3. All lengths are nominal. Actual sizes are one inch shorter than nominal to allow easy in-grid installation. For Gypsum or Flangeless installations add 1 inch to overall fixture length. Refer to submittal drawings for actual sizes. See "Ceiling Types" for example.
4. Not all dimming options available for every length; please consult factory for specific details.
5. For configurable runs specify length to nearest inch. Standard runs ship in 12ft increments. Ensure to specify 8ft increments if 12ft are too large to receive. Additional charges may apply; please consult factory for details.
6. 347V is achieved using remote transformer.
7. FifthLight DALI is achieved using digital analog converter.
8. Battery pack options are not available in every length; please consult factory for specific details. Battery pack is remote installation only.
9. For all options; consult factory for specific requirements.