

# CONNECTRAC 2.7 ON-FLOOR WIREWAY

Canada List Pricing



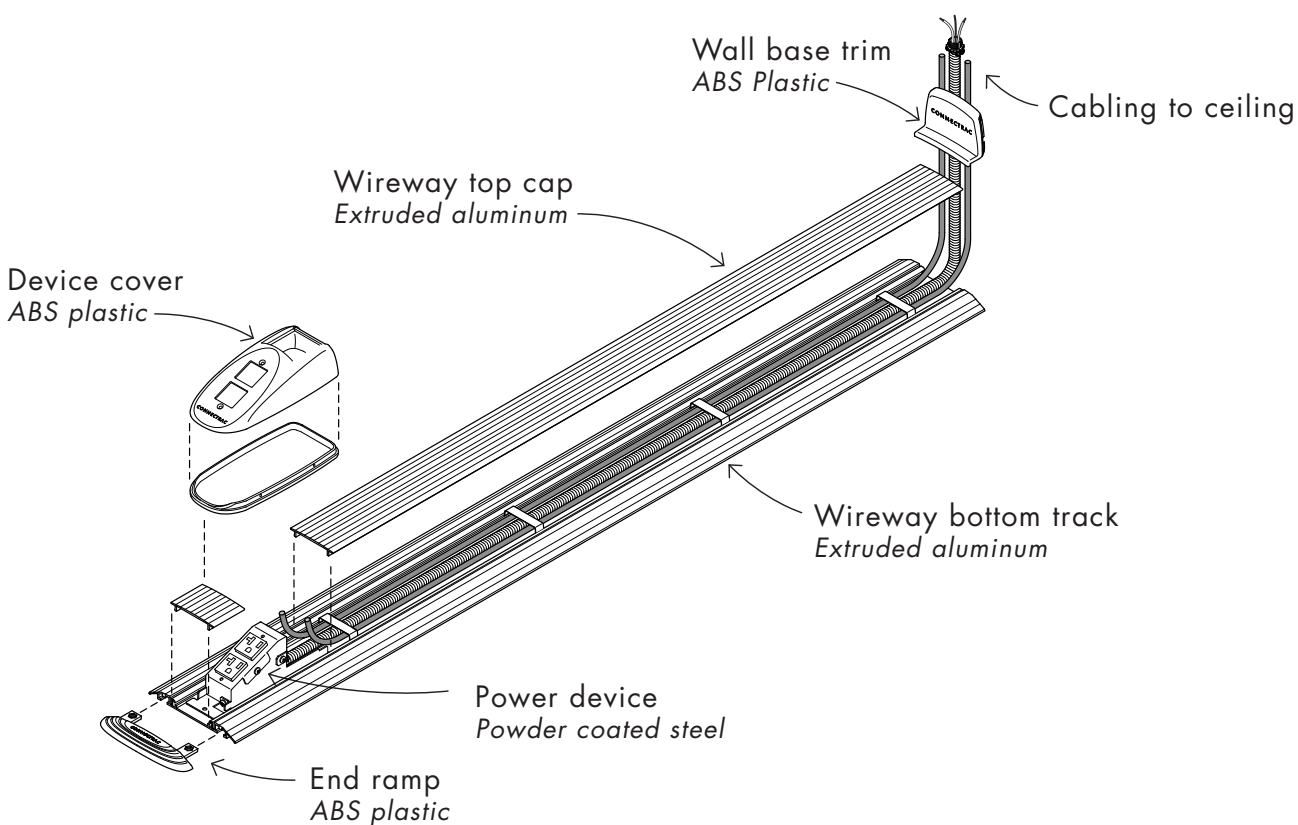
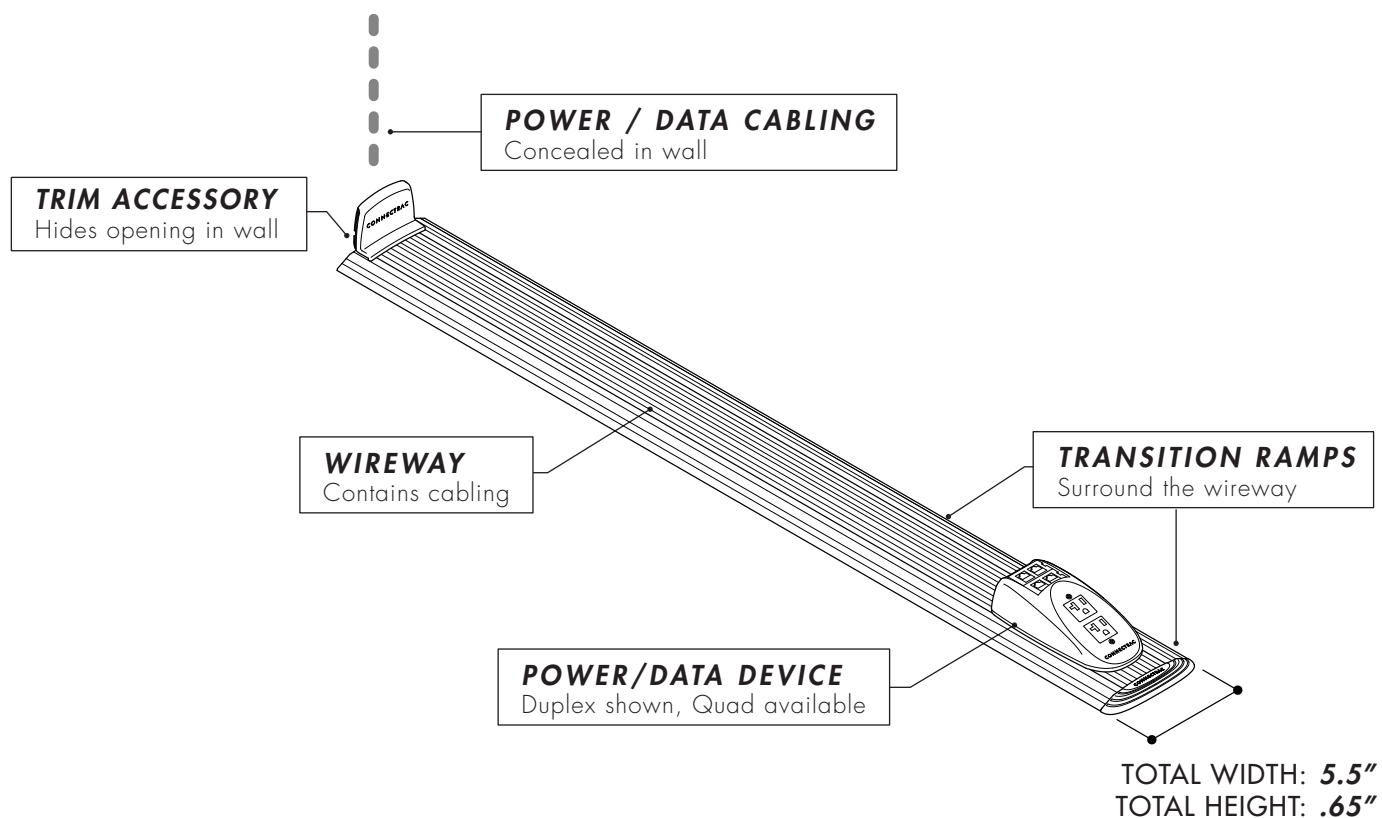
## QUICK, EASY SUBTLE CONNECTIVITY

Connectrac 2.7 On-Floor Wireways. These wireways are Connectrac's smallest, sleekest and most flexible. On-Floor wireways easily install on top of any type of flooring and offer either a pre-wired duplex or quad receptacle and capacity for 4 CAT-6 cables.

- Install on any type of flooring
- Easily accessible wireway channel
- Wireway channel for power and 4 CAT-6 cables
- Special galvanized oval flex conduit pre-wired for power
- AV/Data completely separated from power by steel conduit
- ADA compliant

*Patent Pending*

## 2.7 ON-FLOOR WIREWAY




**See next page to learn how to specify these components**


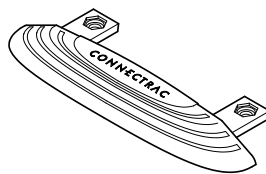
# 2.7 ON-FLOOR BASE COMPONENTS

## WIREWAY SEGMENTS

One complete On-Floor system includes wireway segments and an end component kit. The end component kit includes a Wall Base Trim (which helps transition cabling at the wall), and an end cap to finish the opposite end of the wireway.



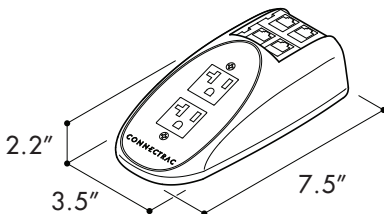
Wireway Segment



End Components

PART NUMBER:	DESCRIPTION:	PRICE
ON-2.7-072-AL	72" Wireway Segment, Clear Anodized Aluminum .....	\$190.87 USD
ON-2.7-EC-SV	End Component Kit, Silver ABS Plastic .....	\$23.30 USD

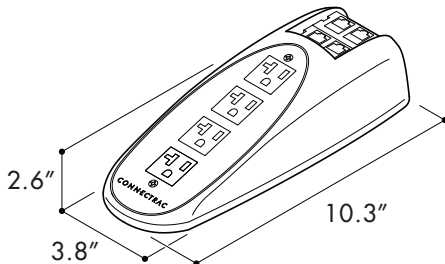
## + POWER / DATA DEVICE



DUPLEX

The 2.7 Duplex device has two 20-amp receptacle outlets and space for up to four keystone data connectors.

PART NUMBER:	DESCRIPTION:	PRICE
PS-2.7-DP-144	Duplex Device + Cover, 144" power infeed	\$237.29 USD
PS-2.7-DP-288	Duplex Device + Cover, 288" power infeed	\$345.72 USD
PS-2.7-DP-480	Duplex Device + Cover, 480" power infeed	\$512.15 USD



QUAD

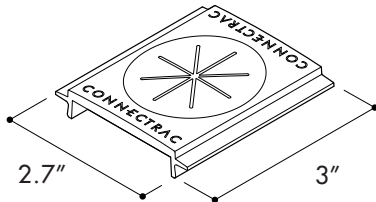
The 2.7 Quad device has four 20-amp receptacle outlets, pre-wired power infeed conduit, and space for up to four keystone data connectors.

PART NUMBER:	DESCRIPTION:	PRICE
PS-2.7-QD-144	Quad Device + Cover, 144" power infeed	\$305.82 USD
PS-2.7-QD-288	Quad Device + Cover, 288" power infeed	\$401.66 USD
PS-2.7-QD-480	Quad Device + Cover, 480" power infeed	\$529.46 USD

FOR MORE INFORMATION, SEE PAGES 6-7

# 2.7 ON-FLOOR ACCESSORIES

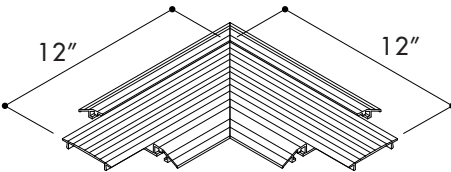
## + OPTIONAL ACCESSORIES



### GROMMET

Allows cabling to enter or exit the wireway at any point.

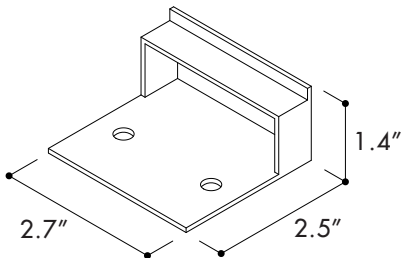
PART NUMBER:	DESCRIPTION:	PRICE
AC-2.7-GT-SV	Grommet accessory, silver ABS plastic	\$15.25 USD



### CORNER KITS

Pre-cut wireway components to make different configurations. The 45° kit adds 17" to the overall system length, and the 90° kit adds 22".

PART NUMBER:	DESCRIPTION:	PRICE
ON-2.7-C45-AL	45° Corner assembly	\$168.47 USD
ON-2.7-C90-AL	90° Corner assembly (shown)	\$168.47 USD



### ROUGH-IN BOX

Used in new wall construction (before drywall is installed) to frame opening for cables.

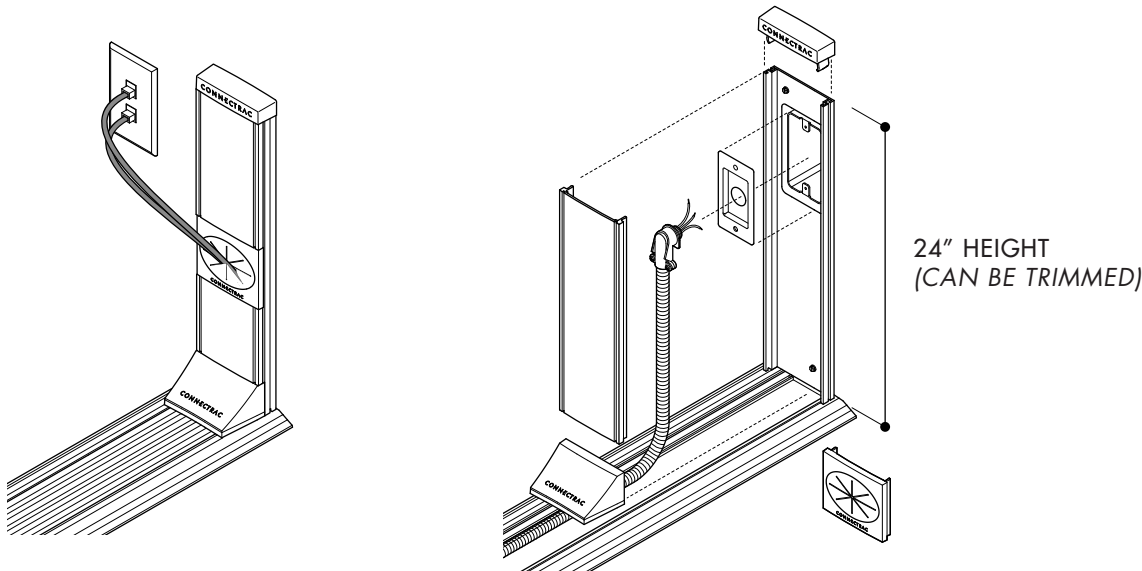
PART NUMBER:	DESCRIPTION:	PRICE
AC-2.7-RIB-1	Rough-in Box accessory	\$13.43 USD

# 2.7 ON-FLOOR ACCESSORIES

## + OPTIONAL ACCESSORIES

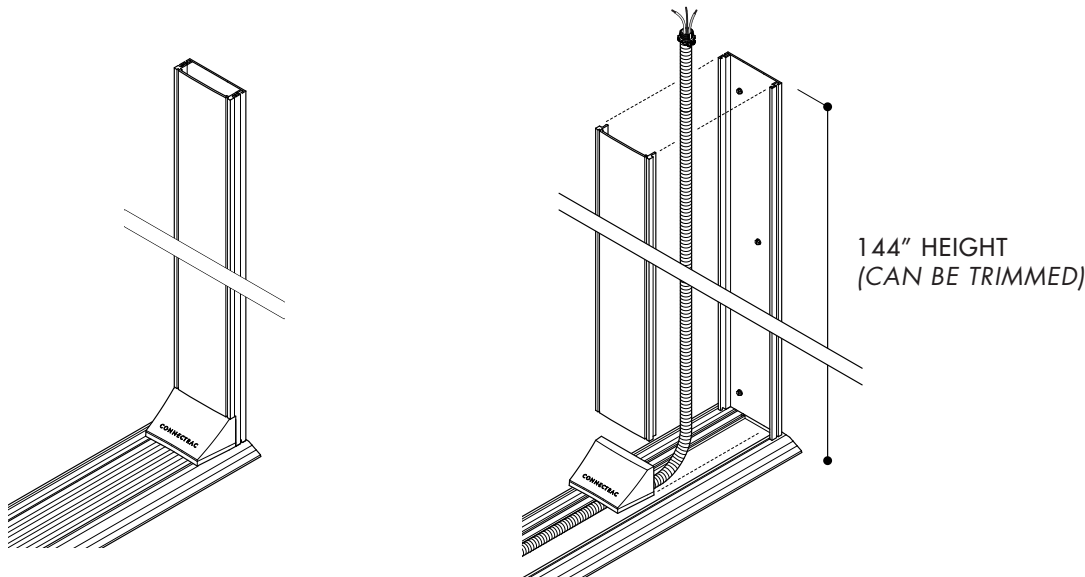
### 24" Wall Channel Kit

The 24" Wall Channel Kit is designed to integrate with an existing wall outlet. It includes a complete aluminum wireway, transition adapter, and finishing cap to conceal cabling. It also includes a 90° conduit fitting and an inset faceplate to connect to the power system, as well as a grommet to transition any data cabling into the system.



### 144" Wall Channel Kit

The 144" Wall Channel Kit provides a wall-mounted cable pathway to the ceiling. It includes a complete aluminum wireway and a transition adapter.



PART NUMBER:	DESCRIPTION:	PRICE
AC-WC-024-AL	24" Wall Channel Kit, Clear Anodized Aluminum.....	\$112.86 USD
AC-WC-144-AL	144" Wall Channel Kit, Clear Anodized Aluminum.....	\$253.99 USD



## 2.7 ON-FLOOR DUPLEX DEVICE

*These components are included with each duplex device:*

### TELECOM MODULES

*Provides Hubbell modules to mount up to (4) keystone modules, as well as blanks if necessary*

### DEVICE COVER

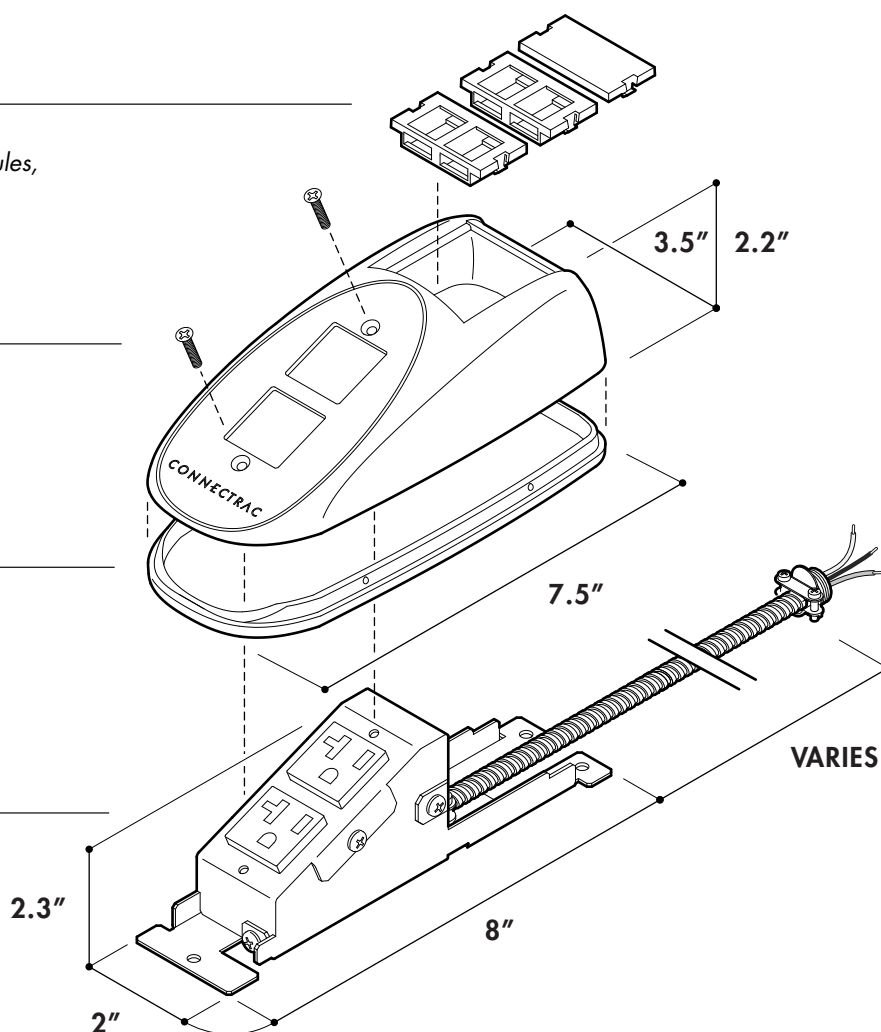
*Attaches to electrical device*

### TRIM SKIRT

*Snaps into device cover*

### POWER DEVICE

*Pre-wired duplex with attached flexible conduit powder coated steel*



### DEVICE INFORMATION

NAME: Single Duplex Receptacle

PART NUMBERS: PS-2.7-DP-144, PS-2.7-DP-288, PS-2.7-DP-480

DESCRIPTION: The 2.7 Duplex device is a pre-wired outlet device designed to be mounted in any Connectrac 2.7 wireway. The wiring system contains a pre-wired 3-wire single-circuit system, and the metal housing contains (2) NEMA 5-20R receptacles. It includes a plastic cover which incorporates a modular telecom opening capable of mounting (4) keystone connectors.

#### ELECTRICAL LISTING:

**US:** This device has been tested to UL Subject 111 standards (Multi-outlet assemblies) and listed by ETL / Intertek. The device is identified with the ETL Listed Mark.

**Canada:** This device has been tested to CAN/CSA 22.2 No. 62 Standards for Surface Raceway Systems and is listed by ETL / Intertek. The device is identified with the cETL Listed Mark.

## 2.7 ON-FLOOR QUAD DEVICE

*These components are included with each quad device:*

### TELECOM MODULES

*Provides Hubbell modules to mount up to (4) keystone modules, as well as blanks if necessary*

### DEVICE COVER

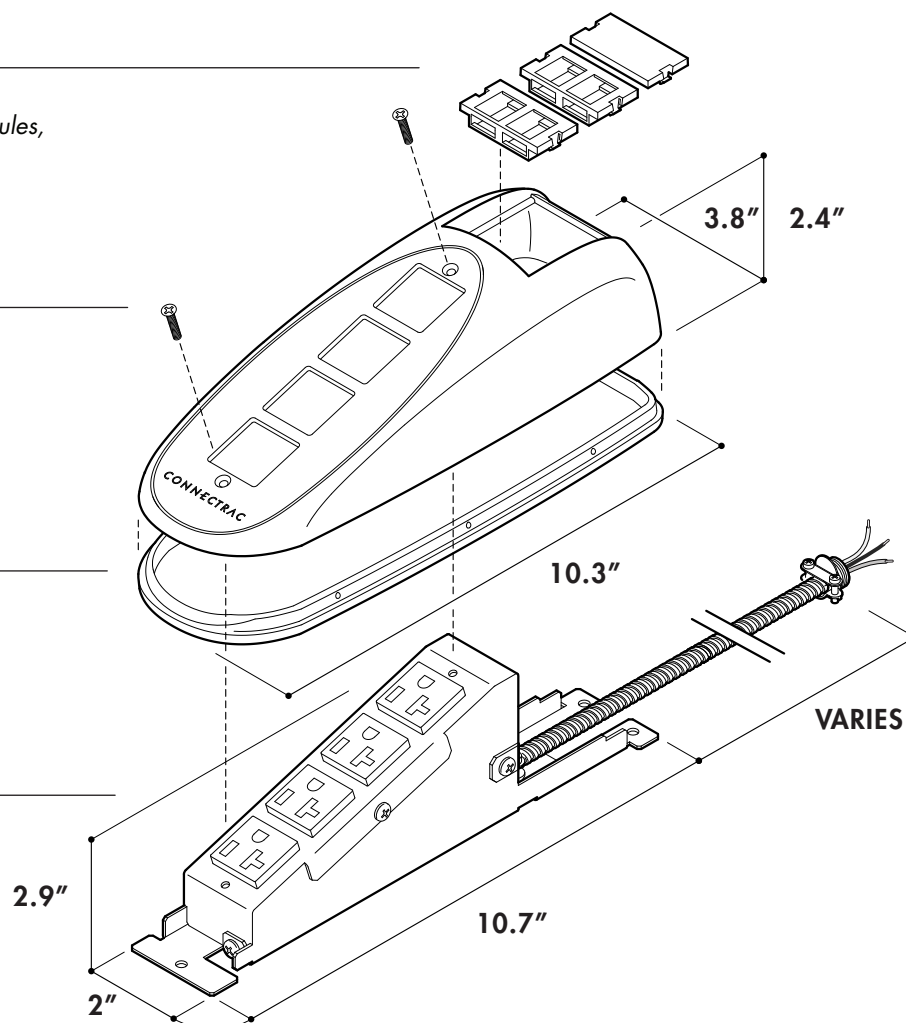
*Attaches to electrical device*

### TRIM SKIRT

*Snaps into device cover*

### POWER DEVICE

*Pre-wired quad with attached flexible conduit powder coated steel*



### DEVICE INFORMATION

NAME: Single Quad Receptacle

PART NUMBERS: PS-2.7-QD-144, PS-2.7-QD-288, PS-2.7-QD-480

DESCRIPTION: The 2.7 Quad device is a pre-wired outlet device designed to be mounted in any Connectrac 2.7 wireway. The wiring system contains a pre-wired 3-wire single-circuit system, and the metal housing contains (4) NEMA 5-20R receptacles. It includes a plastic cover which incorporates a modular telecom opening capable of mounting (4) keystone connectors.

ELECTRICAL LISTING:

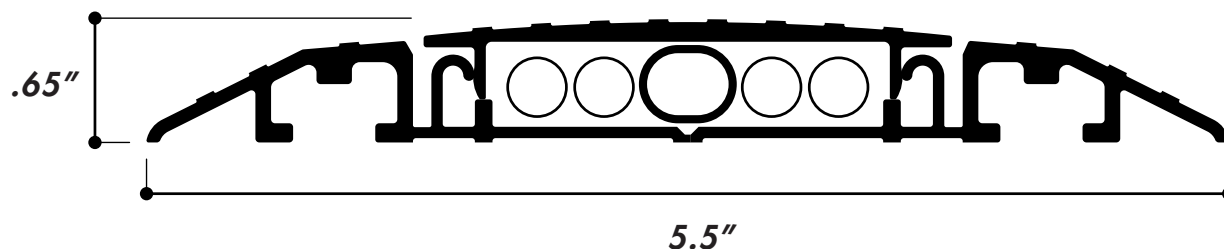
**US:** This device has been tested to UL Subject 111 standards (Multi-outlet assemblies) and listed by ETL / Intertek. The device is identified with the ETL Listed Mark.

**Canada:** This device has been tested to CAN/CSA 22.2 No. 62 Standards for Surface Raceway Systems and is listed by ETL / Intertek. The device is identified with the cETL Listed Mark.

## 2.7 ON-FLOOR TECHNICAL INFO

### WIREWAY CAPACITY

Alongside the shielded flexible power conduit, the wireway can accommodate up to (4) low-voltage cables (data, telecom, AV):



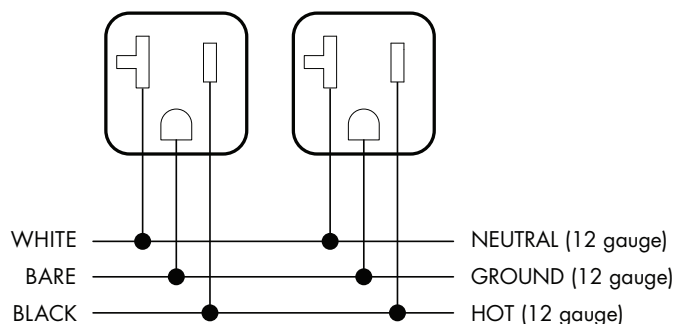
Inside Wireway Dimensions: 2" x .4"

### WEIGHT CAPACITY

Connectrac systems are designed to withstand loads up to 1000 pounds.

### WIRING DIAGRAM

Both the Duplex and Quad power devices are single-circuit, pre-wired systems. The flexible conduit includes a 1/2" knockout fitting and typically connects to a junction box in the wall or ceiling:





# CONNECTRAC LIMITED WARRANTY

Strong Products Group, Ltd. d/b/a Connectrac ("Connectrac") hereby warrants, to the original purchaser or owner (collectively, "Buyer"), that any product manufactured and sold by Connectrac will be substantially free from unreasonable and significant defects in material, construction, and workmanship under normal use, service, and only for their original purpose, for a period of five (5) years from the date of original installation or six (6) years from the date of purchase, whichever is sooner. Standard commercial tolerances apply. This Limited Warranty ("Statement") applies only to products, which have been installed properly in accordance with Installation Instructions supplied by Connectrac and any applicable codes and standards.

This Statement is void if any Connectrac products have been modified, repaired, altered, tampered, mixed with, or intermixed (used within a system) with products or materials in a manner not approved by Connectrac. This Statement does not cover Connectrac products subjected to accidents, improper use, improper maintenance, improper cleaning, negligence, misuse, or abuse. This Statement is void if damage results from the use of detergents, cleaners, abrasives, or other harsh chemical agents not authorized or sanctioned by Connectrac. Connectrac is in no way liable or responsible for any damage to Connectrac products that would void this Statement.

When you contact Connectrac, please provide reasonable proof of the date of your purchase of the Connectrac product at issue. It may be necessary for Connectrac to arrange an inspection of your product to determine whether or not a defect exists. Connectrac's sole obligation (and the sole exclusive remedy of the Buyer) with respect to any products that are proven to be defective, will, at the sole discretion of Connectrac, be the repair or replacement of the defective products or refund of the purchase price of the defective products. Returned products will not be accepted unless Connectrac is notified and authorizes the return, in writing, prior to shipment.

Certain products of Connectrac may have a specific limited warranty or limitation of liability included that differs from this Statement.

The terms of any such specific limited warranty or limitation of liability supersede those set forth in this Statement.

Connectrac's products are listed by Underwriters Laboratories, Inc. and the Canadian Standards Association. Buyer agrees to exercise reasonable care in the installation and use of Connectrac products. Buyer acknowledges that Connectrac products may be dangerous and agrees to release Connectrac from any liability for injury or damage in connection therewith. Buyer further agrees to defend, indemnify, and hold harmless Connectrac from and against any and all third-party claims and liabilities (including, without limitation, reasonable attorneys' fees and costs), regardless of the form of action, arising out of or in connection with the installation and use of Connectrac products, provided that Buyer is notified promptly in writing of the action, Connectrac has not reached any compromise or settlement of such action or made any admissions in respect of the same, and Buyer is given the option, at its expense, to control the action and all requested reasonable assistance, including indemnification from any third party, to defend the same.

