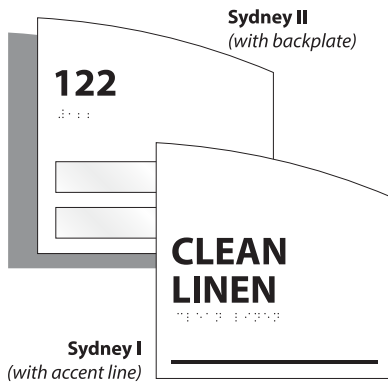


# Sydney™ Collection

## GENERAL SPECS



- Inspired by the sails of the Sydney Opera House
- Features rectangular face plate with gentle wave across the top and rectangular back plate with complimentary design
- The Sydney shape comes standard with a backplate ( Sydney II), but is also available with an accent line (Sydney I) , or with neither.
- Coordinated collection to make designing your signs easy
- Available in numerous colors and substrates for a completely custom look

## PRODUCTION OPTIONS

- Raised PVC
- Photopolymer
- Partial Inlay
- Digitally Printed Graphics
- Painted PETG
- Engraved

## COLLECTION ADD-ONS

- Insert Windows
- Slider Displays
- Magnetic Window Panels
- Whiteboard Panels
- Magnetic Modulares

## SIGN TYPES

- ADA Room Identification
- Directional
- ADA Regulatory
- Directories
- Informational
- Projection Mount

## POPULAR SIZES

The size of these collection is defined by the H and W of the face, not the overall size of the sign.



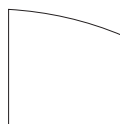
4" x 4"




4" x 6"



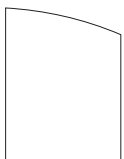
4" x 8"



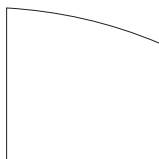
6" x 6"



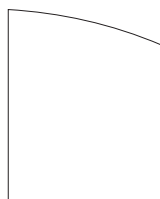
6" x 8"



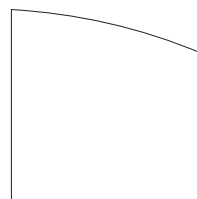
8" x 6"



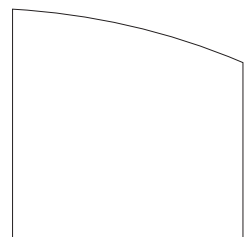
8" x 8"



10" x 8"



10" x 10"



12" x 12"

IPC.1546/REV1

# Design Specifications

**INPRO**  
**SIGNSCAPE**  
Architectural Signage  
A Division of InPro Corporation®