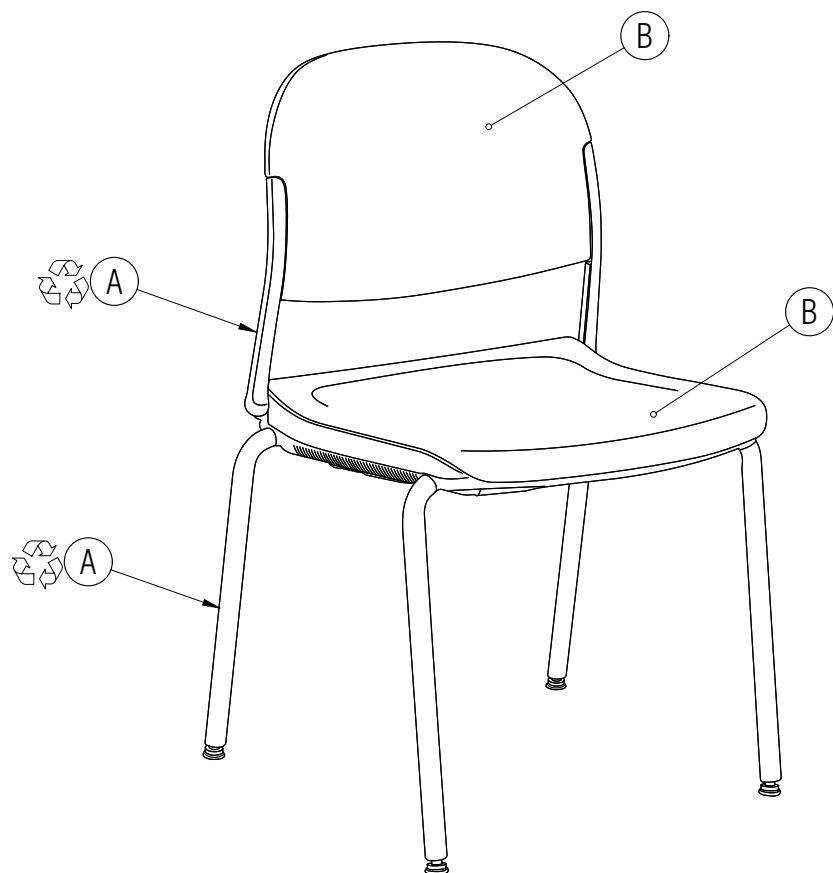


Disassembly Instructions

Piretti Stack Chair

Material Type: A . Steel B. Plastic



Procedure:

1. Remove the set screws holding the backrest onto the backrest supports and pull off the backrest.
2. Remove the screws that connect the seat to the frame and remove the seat, seat shroud and backrest assembly.
3. Remove the screws holding the back flex mechanisms to the seat and remove the seat.
4. Pry off the stack bumpers from the backrest supports.
5. Pry out the glides from the leg tubes.
6. Recycle the steel frame and backrest support mechanisms.
7. Discard the seat, shroud, backrest and glides.

General Notes:

1. Disassembly time: 15-20 minutes
2. This procedure assumes basic familiarity with hand tools and furniture terminology: no specialized training is required
3. All materials removed and disassembled shall be sorted and segregated with like materials and disposed of or recycled according to recycling availability or waste acceptance
4. For items to be recycled, refer to KI's End of Life Recycling Matrix and KI's End of Life Recovery Options Matrix, available at www.ki.com

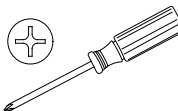
Required Tools



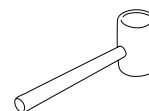
Gloves




Safety Glasses



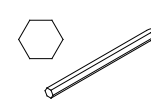
Phillips Screwdriver



Rubber Mallet



Channel Lock Pliers



Allen Wrench