

DOMAINE CONFERENCE

designed by 5d studio



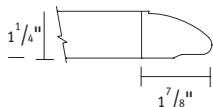
SIN #711-9

PRODUCT FEATURES:

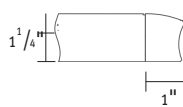
- Round and convex rectangle top shapes.
- Available in three standard veneer species:
Maple - book matched, plain sliced Eastern Maple
Oak - slip matched, rift-cut White Oak
Walnut - book matched, quarter-sliced American Walnut
- Available in all standard wood finishes on Maple (excluding #26 Ebony), Walnut and White Oak. Please select #25 Ebony Oak if black finish is required.
- For custom wood finishes, please add one-time upcharge of \$400 List per color per order.
- For two-tone finishes, please add 10% to List Price.
- When two-tone finishes are specified, there will be a 1/16" v-groove reveal between the finishes.
- Custom sizes available, contact Customer Service for pricing.
- Laminate tops available in Arcadia standard laminates.
- Custom laminates available, contact Customer Service for pricing.
- Top surface available in two (2) edge details:
Wood: Domaine Edge (DE), 1 1/4" thick
Wood: Domaine Crown Edge (CR), 1 1/4" thick
- For tables 120" and under, veneer direction will run parallel to length of table.
- For tables over 120" in length, veneer direction will run cross-grain.
- For square tables, grain runs parallel to convex side.
- Standard grain directions differ for Conference Tables. For special grain matching requirements, please specify and add 5% to List Price.
- All top dimensions reflected herein are nominal dimensions.

TABLE EDGES:

- Crown (CR) and Domaine Wood (DE) edges available on all conference tables.
- Edge will match the species of veneer used on the top as standard.
- When wood grain laminates are specified, we select the solid wood edging that best matches the laminate grain.



CR - Crown Edge



DE - Domaine Wood Edge

DOMAINE CONFERENCE

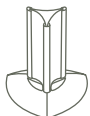
designed by 5d studio



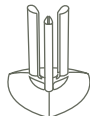
SIN #711-9

TABLE BASES:

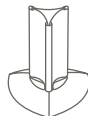
- Five (5) base options: Inset Wood Paneled Pedestal (B14), Open Column Pedestal (B15), Wood Paneled Pedestal (B16), Legs with Black Glides (B17) or Legs with Casters (B18).



B14
Domaine Inset
Paneled Pedestal



B15
Domaine Open
Column Pedestal



B16
Domaine Wood
Paneled Pedestal



B17
Domaine Legs
Glides



B18
Domaine Legs
Casters

- Inset Wood Paneled Pedestal (B14), Open Column Pedestal (B15) and Legs (B17/B18) available in two (2) standard powdercoat finish options: #90 Metallic Silver and #95 Satin Black.
- Leg (B17/B18) dimensions: elliptical 2" x 3" shape, 27³/₄" in height.
- Inset Wood Paneled Pedestal (B14) and Wood Paneled Pedestal (B16) available in all standard wood finishes on Maple, Oak and Walnut.
- Custom wood finishes available, please add one-time upcharge of \$400 List per color per order.
- All base columns facilitate vertical cord management.
- Inset Wood Paneled Pedestal, Open Column Pedestal and Wood Paneled Pedestal convex triangle base plate manufactured in cast iron.
- For tables under 60" wide, base plate dimension is 24" x 24".
- For tables 60" wide and over, base plate dimension is 30" x 30".
- Two (2) standard base plate finish options: Texturized #90 Metallic Silver and Texturized #96 Satin Black
- Custom powdercoats on Open Column Pedestal, Legs and base plates available, please contact Customer Service for pricing.


ORDERING PROCEDURES:

- When ordering Conference Tables, specify the following items:

1. Table series
2. Top size
3. Edge detail
4. Base/leg column
5. Top finish
6. Edge
7. Base/leg column finish
8. Base plate finish (if applicable)

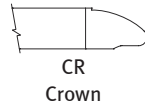
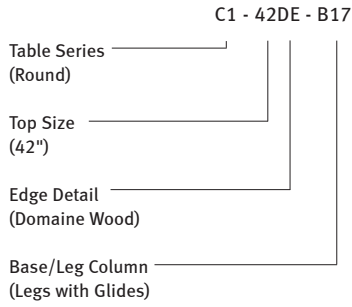
ORDERING EXAMPLE:

C4 - 48120CR - B16



Required Finish Selections: Top, Edge and Base Finishes

ORDERING EXAMPLE:



SPECIFY:

1. Model number
2. Wood species
3. Table finish
4. Edge finish
5. Base finish

DOMAINE CONFERENCE

designed by 5d studio



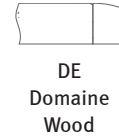
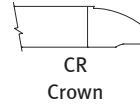
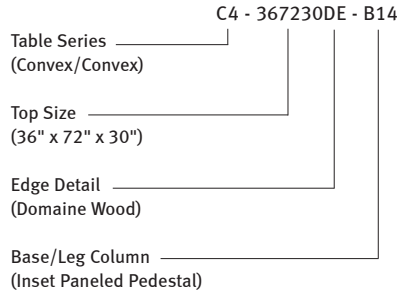
SIN #711-9

SERIES C1 ROUNDS	AVAILABLE SIZES	TOP WEIGHT	MODEL NUMBER	B14 INSET PANELED PEDESTAL	B15 OPEN PEDESTAL	B16 PANELED PEDESTAL	B17 FOUR LEGS GLIDES	B18 FOUR LEGS CASTERS
	42" 1-Piece Top 1 Base or 4 Legs	74 89	C1-42DE-() C1-42CR-()	3136	2950	3136	2300	2432
	48" 1-Piece Top 1 Base or 4 Legs	93 113	C1-48DE-() C1-48CR-()	3514	3330	3514	2677	2811
	54" 1-Piece Top 1 Base or 4 Legs	116 141	C1-54DE-() C1-54CR-()	4158	3974	4158	3092	3228
	60" 1-Piece Top 1 Base or 4 Legs	170 196	C1-60DE-() C1-60CR-()	4613	4429	4613	3548	3682
				B14 Domaine Inset Paneled Pedestal 80 lbs.	B15 Domaine Open Column Pedestal 75 lbs.	B16 Domaine Wood Paneled Pedestal 80 lbs.	B17 Domaine Legs with Glides (4) 5 lbs. (ea)	B18 Domaine Legs with Casters (4) 5 lbs. (ea)

DOMAINE CONFERENCE

designed by 5d studio

ORDERING PROCEDURES:



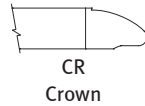
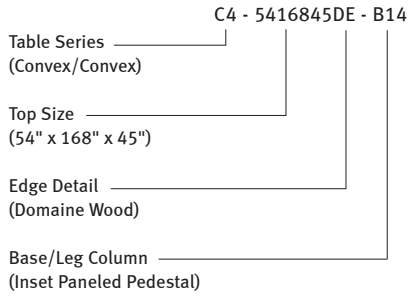
SPECIFY:

1. Model number
2. Wood species
3. Table finish
4. Edge finish
5. Base finish

SIN #711-9

SERIES C4 RECTANGLES	AVAILABLE SIZES	TOP WEIGHT	MODEL NUMBER	B14 INSET PANELED PEDESTAL	B15 OPEN PEDESTAL	B16 PANELED PEDESTAL	B17 FOUR LEGS GLIDES
	36"x72"x30" 1-Piece Top 4 Legs	129 136	C4-367230DE-() C4-367230CR-()	N/A	N/A	N/A	3249
	42"x84"x34" 1-Piece Top 2 Bases or 4 Legs	158 173	C4-428434DE-() C4-428434CR-()	6028	5801	6028	3879
	42"x96"x34" 1-Piece Top 2 Bases	168 188	C4-429634DE-() C4-429634CR-()	7290	6925	7290	N/A
	48"x96"x39" 1-Piece Top 2 Bases	180 200	C4-489639DE-() C4-489639CR-()	7701	7338	7700	N/A
	48"x120"x39" 1-Piece Top 2 Bases	229 254	C4-4812039DE-() C4-4812039CR-()	8630	8270	8630	N/A
				B14 Domaine Inset Paneled Pedestal 80 lbs.	B15 Domaine Open Column Pedestal 75 lbs.	B16 Domaine Wood Paneled Pedestal 80 lbs.	B17 Domaine Legs with Glides (4) 5 lbs. (ea)

ORDERING PROCEDURES:



SPECIFY:

1. Model number
2. Wood species
3. Table finish
4. Edge finish
5. Base finish

**DOMAINE
CONFERENCE**

designed by 5d studio



SIN #711-9

SERIES C4 RECTANGLES	AVAILABLE SIZES	TOP WEIGHT	MODEL NUMBER	B14 INSET PANELED PEDESTAL	B15 OPEN PEDESTAL	B16 PANELED PEDESTAL	B17 FOUR LEGS GLIDES
	48"x144"x39" 2-Piece Top 3 Bases	235 265	C4-4814439DE-() C4-4814439CR-()	11752	11210	11752	N/A
	54"x168"x45" 2-Piece Top 3 Bases	350 385	C4-5416845DE-() C4-5416845CR-()	14443	13899	14443	N/A
	60"x192"x50" 2-Piece Top 3 Bases	380 420	C4-6019250DE-() C4-6019250CR-()	17055	16513	17055	N/A
	60"x216"x50" 2-Piece Top 4 Bases	520 540	C4-6021650DE-() C4-6021650CR-()	20145	19421	20145	N/A
	60"x240"x50" 2-Piece Top 4 Bases	595 620	C4-6024050DE-() C4-6024050CR-()	23834	23110	23834	N/A
				B14 Domaine Inset Paneled Pedestal 80 lbs.	B15 Domaine Open Column Pedestal 75 lbs.	B16 Domaine Wood Paneled Pedestal 80 lbs.	B17 Domaine Legs with Glides (4) 5 lbs. (ea)

DOMAINE ACCESSORIES

designed by 5d studio



SIN #711-9

CREDENZA/MEDIA BOARD/MOBILE MEDIA SERVER GENERAL PRODUCT FEATURES:

- Available in Maple, Walnut and White Oak, in all standard wood finishes.
- For custom wood finish, please add one-time upcharge of \$400 List per color per order.
- For two-tone finishes, please add 10% to List Price.
- Custom sizes available, contact Customer Service for pricing.
- Laminates available in Arcadia standard laminates.
- Custom laminates available, contact Customer Service for pricing.
- Elevated trestle surface on Credenza and Mobile Media Server features Domaine Wood Edge (DE) or Crown Wood Edge (CR).
- Media Board top cap features Domaine Wood Edge (DE) detail only.
- Two standard powdercoat pull and trestle finish options: #90 Metallic Silver or #95 Satin Black.
- Optional door locks available, refer to individual pages for specification information and pricing.

NOTES:

- Available in Maple, Walnut and White Oak as well as laminate selections.
- Extruded aluminum trestle supports measure 3" in height.
- Four hinged overlay wood doors with pulls.
- Two separate interior compartments with one 3/4" thick adjustable shelf per compartment.
- Extruded aluminum legs measure 4" in height and feature adjustable black glides.
- Two standard pull, trestle and leg finishes: #90 Metallic Silver or #95 Satin Black.
- Unless specified, pull finish will match specified leg finish.

SPECIFY:

1. Model number
2. Wood species
3. Top finish
4. Edge finish
5. Body finish
6. Leg finish
7. Options, as applicable

ORDERING EXAMPLE:

#DC-2272DE-DL01B

72" Wide Credenza with
Wood Doors
Door Locks

**DOMAINE
CREDENZA**

designed by 5d studio



SIN #711-9

	MODEL NUMBER	PRODUCT SPECIFICATIONS	LIST
	DC-2260DE	Wood Doors, Domaine Edge Overall Dimensions: 60" W x 22" D x 29" H Inside Clearance, Each Compartment: 28 ¹ / ₂ " W x 20 ¹ / ₂ " D x 19" H 246 lbs.	4451
	DC-2272DE	Overall Dimensions: 72" W x 22" D x 29" H Inside Clearance, Each Compartment: 34 ¹ / ₂ " W x 20 ¹ / ₂ " D x 19" H 287 lbs.	4857
	DC-2260CR	Wood Doors, Crown Edge Overall Dimensions: 60" W x 22" D x 29 ¹ / ₄ " H Inside Clearance, Each Compartment: 28 ¹ / ₂ " W x 20 ¹ / ₂ " D x 19" H 246 lbs.	4779
	DC-2272CR	Overall Dimensions: 60" W x 22" D x 29 ¹ / ₄ " H Inside Clearance, Each Compartment: 28 ¹ / ₂ " W x 20 ¹ / ₂ " D x 19" H 257 lbs.	5186

OPTIONS (XXXX - REFERS TO CREDENZA MODEL NUMBER)

MODEL	DESCRIPTION	LIST
XXXX-DL01B	Door Locks	271

DOMAINE CREDENZA

designed by 5d studio

NOTES:

- Available in Maple, Walnut and White Oak as well as laminate selections.
- Extruded aluminum trestle supports measure 3" in height.
- Four hinged overlay glass doors with pulls.
- Glass doors feature frosted glass and aluminum trim.
- Two separate interior compartments with one 3/4" thick adjustable shelf per compartment.
- Extruded aluminum legs measure 4" in height and feature adjustable black glides.
- Two standard pull, trestle and leg finishes: #90 Metallic Silver or #95 Satin Black.
- Unless specified, pull finish will match specified leg finish.


SPECIFY:

1. Model number
2. Wood species
3. Top finish
4. Edge finish
5. Body finish
6. Leg finish
7. Options, as applicable

ORDERING EXAMPLE:

#DC-2260CR-G
60" Wide Credenza with Glass Doors

SIN #711-9

	MODEL NUMBER	PRODUCT SPECIFICATIONS	LIST
	DC-2260DE-G	Glass Doors, Domaine Edge Overall Dimensions: 60" W x 22" D x 29" H Inside Clearance, Each Compartment: 28 ¹ / ₂ " W x 20 ¹ / ₂ " D x 19" H 255 lbs.	5118
	DC-2272DE-G	Overall Dimensions: 72" W x 22" D x 29" H Inside Clearance, Each Compartment: 34 ¹ / ₂ " W x 20 ¹ / ₂ " D x 19" H 296 lbs.	5585
	DC-2260CR-G	Glass Doors, Crown Edge Overall Dimensions: 60" W x 22" D x 29 ¹ / ₄ " H Inside Clearance, Each Compartment: 28 ¹ / ₂ " W x 20 ¹ / ₂ " D x 19" H 255 lbs.	5496
	DC-2272CR-G	Overall Dimensions: 60" W x 22" D x 29 ¹ / ₄ " H Inside Clearance, Each Compartment: 34 ¹ / ₂ " W x 20 ¹ / ₂ " D x 19" H 296 lbs.	5962

NOTES:

- Available in Maple, Walnut and White Oak as well as laminate selections.
- Top cap features Domaine Wood Edge (DE) detail only.
- Dimensions include outside edge and top cap measurements.
- Two standard powdercoat pull finish options: #90 Metallic Silver or #95 Satin Black.
- Standard features: white writing surface, pull-down projection screen, dry erase markers, eraser, flip chart pad and fabric tackboard.
- Neutral colored tackable surface on door interiors.
- Field installation required.

SPECIFY:

1. Model number
2. Wood species
3. Top finish
4. Edge finish
5. Body finish
6. Leg finish
7. Options, as applicable

ORDERING EXAMPLE:

#DMB-6049DE-DL01A

60" Wide Media Board
Door Lock

DOMAINE MEDIA BOARD

designed by 5d studio



SIN #711-9

	MODEL NUMBER	PRODUCT SPECIFICATIONS	LIST
	DMB-4849DE	Wood Doors, Domaine Edge Dimensions: 48" W x 49" H x 4 1/2" D 150 lbs.	3154
	DMB-6049DE	Wood Doors, Domaine Edge Dimensions: 60" W x 49" H x 4 1/2" D 180 lbs.	3906

OPTIONS (XXXX - REFERS TO MEDIA BOARD MODEL NUMBER)

MODEL	DESCRIPTION	LIST
XXXX-DL01A	Door Lock	136

Exclusion of projection screen available, please specify and deduct \$150 from List Price.

Optional white writing surface on door interiors available, please specify and add \$165 to List Price for 48" wide unit or \$225 to List Price for 60" wide unit.

DOMAINE MEDIA/SERVER

designed by 5d studio



SIN #711-9

NOTES:

- Available in Maple, Walnut and White Oak as well as laminate selections.
- 10¹/₄" clearance between elevated trestle surface and cabinet.
- Glass doors feature frosted glass and aluminum trim.
- One 3/4" thick interior adjustable shelf.
- Black grommet located in upper rear cabinet panel.
- Two standard powdercoat leg and pull finish options: #90 Metallic Silver or #95 Satin Black.
- Standard with two locking casters and two non-locking casters.
- Caster color to match specified standard leg finish.
- Unless specified, pull finish will match specified leg finish.


SPECIFY:

1. Model number
2. Wood species
3. Top finish
4. Edge finish
5. Body finish
6. Pull finish
7. Leg finish
8. Options, as applicable

ORDERING EXAMPLE:

#DCS-3222DE-SL01A-C05

Media/Server with Wood Doors
Door Lock
Soft-Tread Casters

	MODEL NUMBER	PRODUCT SPECIFICATIONS	LIST
	DSC-3222DE	Wood Doors, Domaine Edge Overall Dimensions: 32" W x 22" D x 36" H Inside Cabinet Clearance: 22" W x 14" D x 19" H 147 lbs.	2907
	DSC-3222DE-G	Glass Doors, Domaine Edge Overall Dimensions: 32" W x 22" D x 36" H Inside Cabinet Clearance: 22" W x 14" D x 19" H 152 lbs.	3341

OPTIONS (XXXX - REFERS TO MEDIA/SERVER MODEL NUMBER)

MODEL	DESCRIPTION	LIST
XXXX-DL01A	Door Lock (wood doors only)	136
XXXX-C05	Soft-Tread Casters	50
XXXX-PS1	Power Strip	58