

Level 34

Werner Aisslinger, 2004

vitra.




Level 34

Level 34 is an office furniture system that can be used both to realise solutions for working as a team and workstations for individual work. The system is based on a 34 cm-high bench that makes it appear light and floating. The bench is the platform for cable management and places the modules such as cupboards, shelves, tables, seats or flower boxes on an easy to reach level.

The elements can be combined in a variety of ways. They can be individually arranged on the bench and offer space for everything you need at your workstation: documents, accessories and technology devices. Due to the cable baskets integrated in the bench, the technology can be networked horizontally and vertically and it is possible to plan the layout of office

spaces without the need for a double floor or floor sockets. Level 34 is also suitable for large-scale solutions: from individual and team workstations with conference facilities via lounge and lobby areas through to reception zones.



Werner Aisslinger

The designer Werner Aisslinger lives and works in Berlin. Before founding his own office, he worked for Ron Arad, Jasper Morrison and at the Studio de Lucchi in Milan. His work for Vitra began with the office furniture system Level 34.

1 Level 34
2-3 Configurations

4 Components
5 Assembly on bench and tables


6 Surfaces, electrification
7-10 Dimensions, colours



Waiting area with counter element, seat cushions and flower box.



Two double workstations with ID Air as an office swivel chair and storage modules.



Central zone with workstation, storage and standing meeting table. The system is based on the 34 cm-high bench that can be fitted with cupboard and table modules of up to 3 HU.



Workstation in the reception area with ID Trim and storage modules.



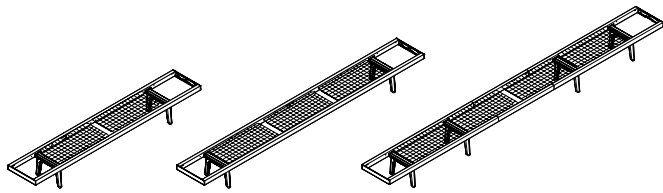
Standing table with the high office swivel chair .03 High and storage modules.





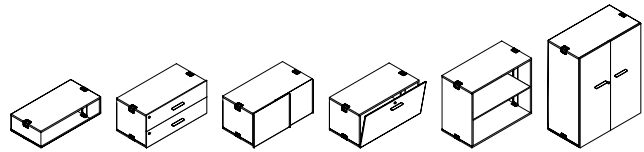
Level 34

The system is based on the 34 cm-high bench that can be fitted with cupboard and table modules of up to 3 HU.



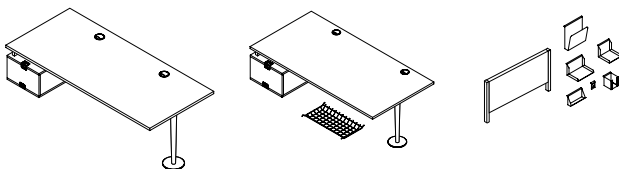
Basic element of bench

Bench with cable basket, cross struts with feet
Lengths of 180 to 900 cm.



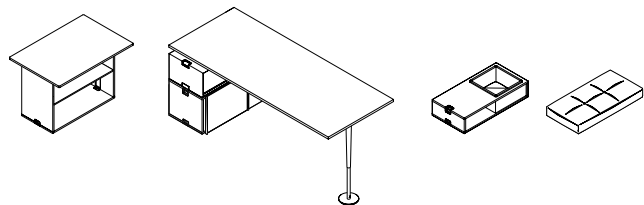
Storage

0.5 - 3 HU open, single and double drawer, suspension file drawer,
flap doors, sliding doors, hinged folding doors.



Working

Work tables with cable outlets 180 x 80, 180 x 90, 200 x 80, or 200 x 90
cm, can be combined with single, double or team workstations, under-
table module, screen, cable basket and accessories

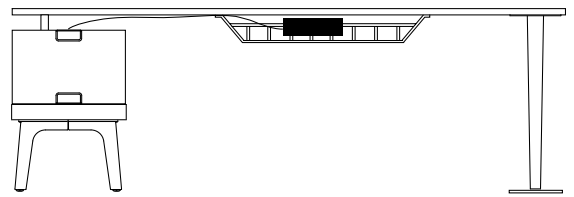
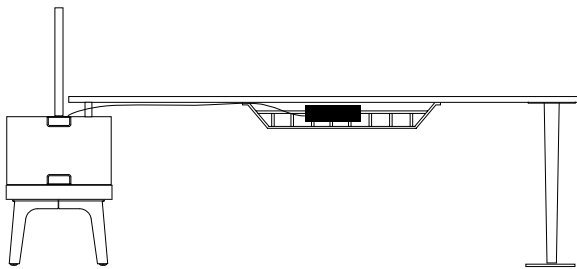


Resting or Meeting

Seat cushions in leather or Girard, flower box and counter element
made of 2 HU cupboard with cover plate.



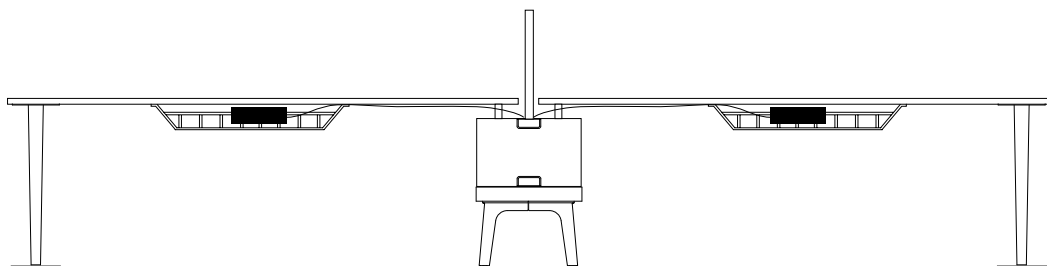
Level 34 assembly of tables to bench



Level 34 offers two options for assembling the table.

1) In combination with the screen, the table is assembled flush with the screen. The electrification is provided by the under-table sockets in the cable basket.

2) Without a screen the table can be assembled flush with the base. The electrification is provided by the under-table sockets in the cable basket.



Workstations mounted on both sides are electrified with under-table sockets in the cable basket.

LEVEL 34 TABLE TOP SURFACE

vitra.



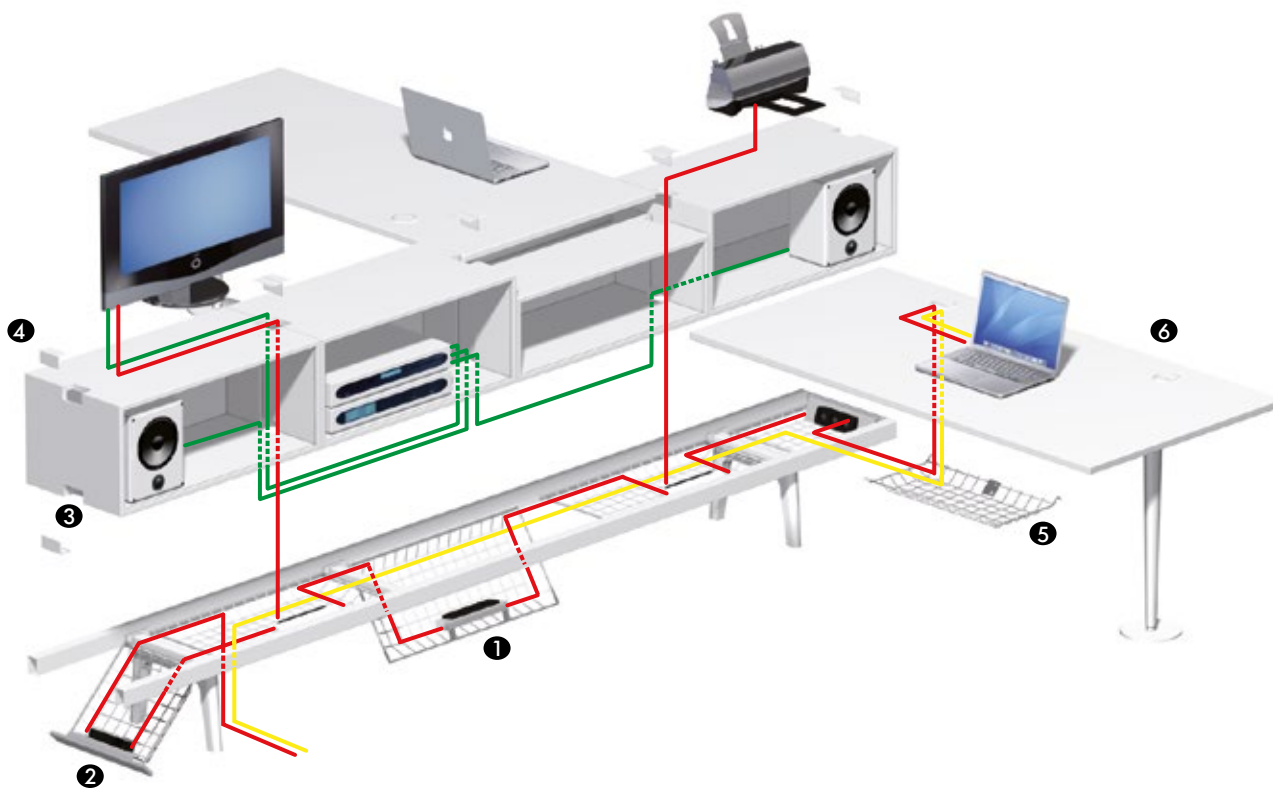
Table top in melamine soft light

Melamine resin-coated table top, 3 mm ABS edge, thickness: 25 mm.

Table top in light oak veneer

Light oak veneer table top with 2.5 – 3 mm wood veneer lipping, thickness: 25 mm.

LEVEL 34 ELECTRIFICATION



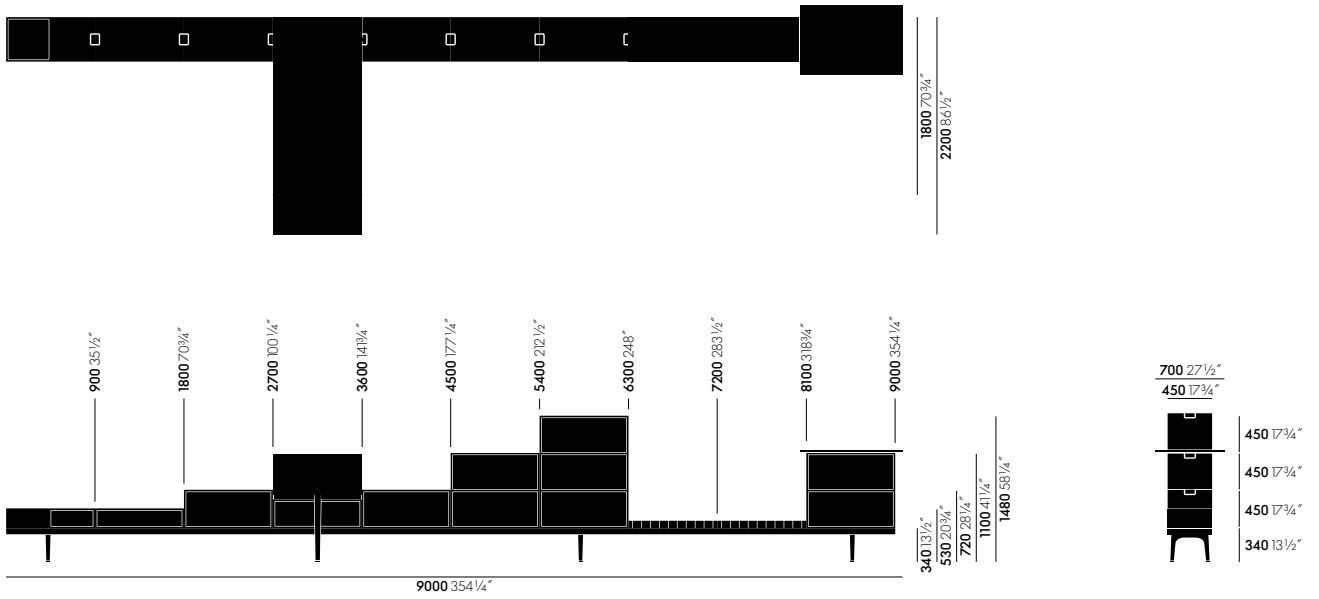
Electrification*

- 1 Cable basket with sockets
- 2 End cable basket with sockets
- 3 Cable feedthrough

- 4 Plastic cover
- 5 Cable basket with under-table socket
- 6 Cable outlet

* Please note the local electrification regulations!

DIMENSIONS



Bench 1 to 10 modules

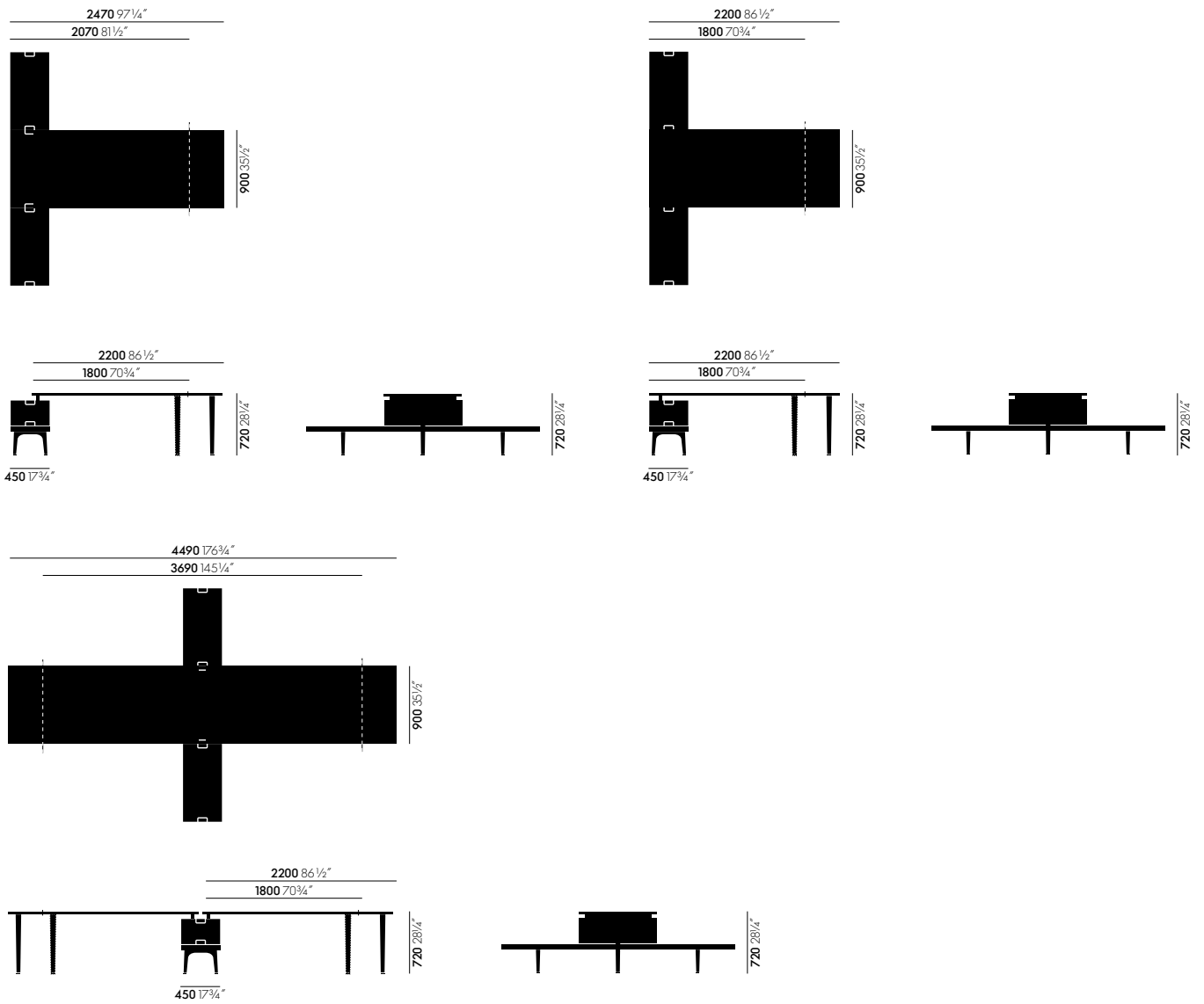
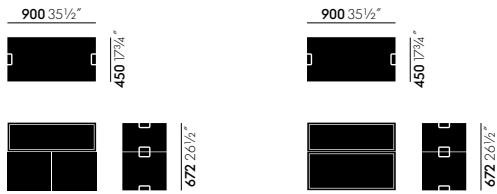
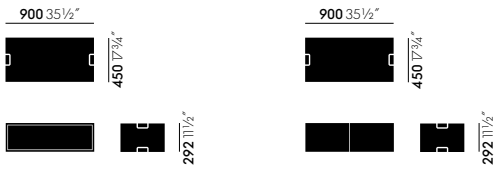


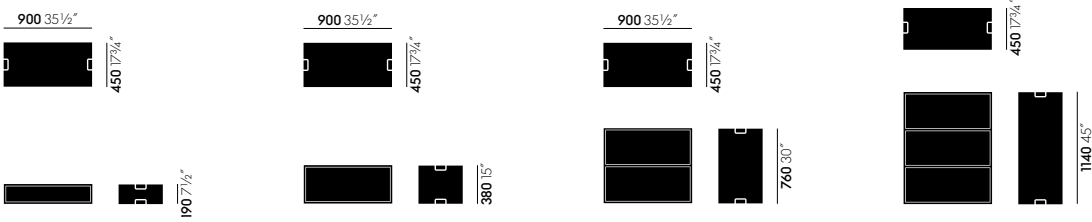
Table tops



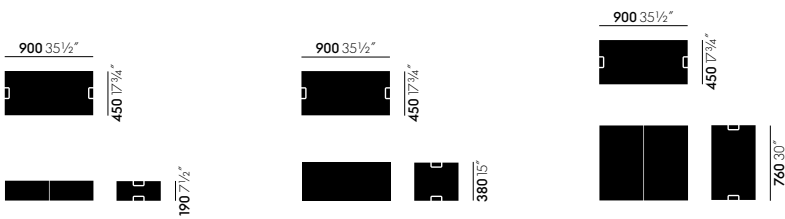
Standing table modules



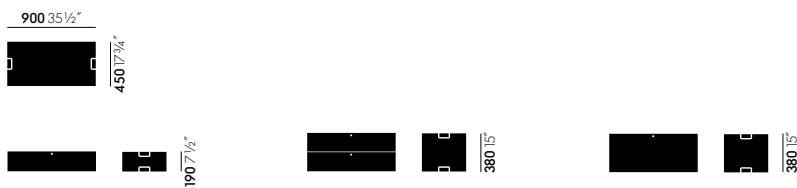
Under-table modules



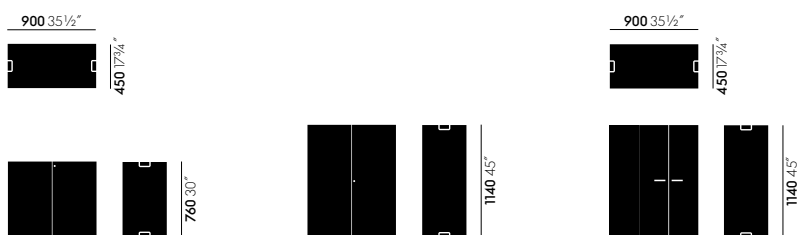
Open module



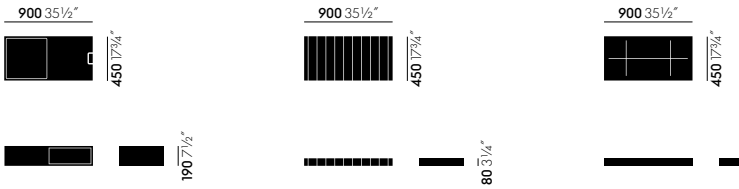
Module with sliding door



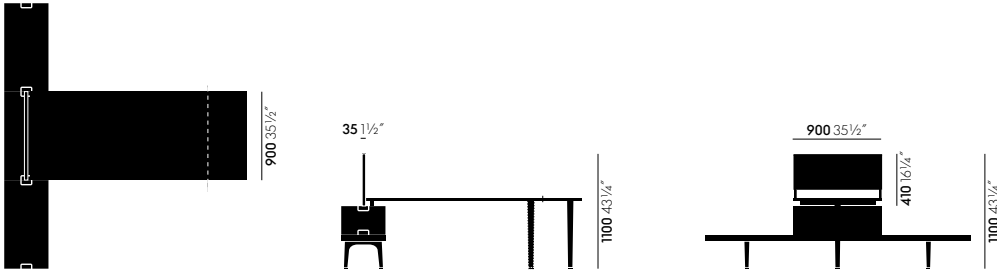
Module with drawer



Module with hinged door




Flower box, seat cushions



Screen

SURFACES AND COLOURS





79
ice grey




71
mauve grey



68
avocado



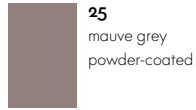
85
yellow/mustard



77
brick




23
ice grey
powder-coated



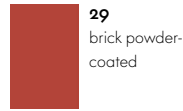
25
mauve grey
powder-coated



38
avocado
powder-coated




34
mustard




29
brick powder-
coated




52
soft light
powder-coated
(textured)




66
nero




67
asphalt




68
chocolate




69
marron



70
red



71
sand



72
snow

Back panel (Plano)

Front cover MDF


Leather



10
ivory



16
warmgrey/ivory




05
warmgrey




30
light grey/
poppy red




31
pink/poppy red




32
red/poppy red




53
poppy red




33
marron/
poppy red



01
red



35
red/moor brown



06
dark red



24
gelb/poppy red




23
yellow/pastel
green




25
light grey/
pastel green



55
grass-green




26
mint/pastel green



09
green



27
mint/forest



56
teal blue



29
petrol/moor brown

Laser



28
light grey/forest



22
dark blue/forest



17
ice blue/
ivory



18
dark blue/ivory




20
ice blue/
moor brown



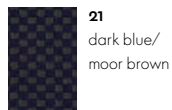
51
ice blue




19
blue/moor brown




57
dark blue




21
dark blue/
moor brown



36
nero/cognac



50
black brown




37
nero/moor brown



13
stonegrey



03
dark grey



04
black

Laser



Plano



Plano



The VCS (Vitra Configuration System) contains the entire product knowledge of the Vitra products and supports you when drawing up plans and quotations. Available from your Vitra retail partner or at vcs@vitra.com.

You can find planning data, further information and images on the Vitra Extranet for Architects: www.vitra.com/extranet. For a binding colour specification please order the Vitra colour and material samples box.

