

RESTORATION MILLWORK®

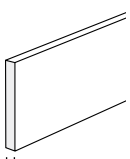
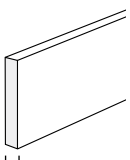
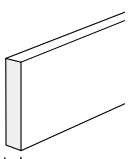
Exterior Trim

**2018
Product
Specification
Guide**

CertainTeed
SAINT-GOBAIN



Trimboards

| Smooth/Smooth, Natural White | | | CERTAPAK | FULL UNIT | | | | HALF UNIT | | |
|--|---------------------------|-------------------------------|---------------|-----------|----------|---------|----------------------|-----------|---------|----------------------|
| | Nominal | Actual | Order Number* | PCS/UNIT | PCS/UNIT | LF/UNIT | Weight** lbs/UNIT | PCS/UNIT | LF/UNIT | Weight** lbs/UNIT |
|  5/8 in. | 5/8 in. x 6 in. x 18 ft. | 5/8 in. x 5-1/2 in. x 18 ft. | 11040618005 | 4 | 160 | 2880 | 2791 | — | — | — |
| | 5/8 in. x 10 in. x 18 ft. | 5/8 in. x 9-1/4 in. x 18 ft. | 11041018005 | 2 | 100 | 1800 | 2925 | — | — | — |
| | 1 in. x 3 in. x 18 ft. | 3/4 in. x 2-1/2 in. x 18 ft. | 11050318005 | 8 | 288 | 5184 | 2728 | — | — | — |
| | 1 in. x 4 in. x 18 ft. | 3/4 in. x 3-1/2 in. x 18 ft. | 11050418005 | 4 | 260 | 4680 | 3531 | 104 | 1872 | 1538 |
|  3/4 in. | 1 in. x 5 in. x 18 ft. | 3/4 in. x 4-1/2 in. x 18 ft. | 11050518005 | 4 | 200 | 3600 | 3494 | — | — | — |
| | 1 in. x 6 in. x 18 ft. | 3/4 in. x 5-1/2 in. x 18 ft. | 11050618005 | 4 | 160 | 2880 | 3425 | 64 | 1152 | 1656 |
| | 1 in. x 8 in. x 18 ft. | 3/4 in. x 7-1/4 in. x 18 ft. | 11050818005 | 2 | 108 | 1944 | 3101 | 48 | 864 | 1655 |
| | 1 in. x 10 in. x 18 ft. | 3/4 in. x 9-1/4 in. x 18 ft. | 11051018005 | 2 | 90 | 1620 | 3265 | 40 | 720 | 1737 |
| | 1 in. x 12 in. x 18 ft. | 3/4 in. x 11-1/4 in. x 18 ft. | 11051218005 | 2 | 72 | 1296 | 3191 | 32 | 576 | 1700 |
| | 1 in. x 16 in. x 18 ft. | 3/4 in. x 15-1/4 in. x 18 ft. | 11051618005 | 2 | 54 | 972 | 3611 | 24 | 432 | 1721 |
| | 5/4 in. x 4 in. x 18 ft. | 1 in. x 3-1/2 in. x 18 ft. | 11060418005 | 4 | 208 | 3744 | 3863 | 104 | 1872 | 2036 |
| | 5/4 in. x 5 in. x 18 ft. | 1 in. x 4-1/2 in. x 18 ft. | 11060518005 | 4 | 160 | 2880 | 3029 | — | — | — |
|  1 in. | 5/4 in. x 6 in. x 18 ft. | 1 in. x 5-1/2 in. x 18 ft. | 11060618005 | 4 | 128 | 2304 | 3659 | 64 | 1152 | 1934 |
| | 5/4 in. x 8 in. x 18 ft. | 1 in. x 7-1/4 in. x 18 ft. | 11060818005 | 2 | 96 | 1728 | 3622 | 48 | 864 | 1916 |
| | 5/4 in. x 10 in. x 18 ft. | 1 in. x 9-1/4 in. x 18 ft. | 11061018005 | 2 | 80 | 1440 | 3829 | 40 | 720 | 2019 |
| | 5/4 in. x 12 in. x 18 ft. | 1 in. x 11-1/4 in. x 18 ft. | 11061218005 | 2 | 64 | 1152 | 3734 | 32 | 576 | 1972 |
| | 5/4 in. x 16 in. x 18 ft. | 1 in. x 15-1/4 in. x 18 ft. | 11061618005 | 2 | — | — | — | 24 | 432 | 2041 |

Bending: The ability to bend trimboards and profiles varies greatly based on board thickness and width, profile shape, bend radius, and heat source type. CertainTeed recommends reviewing our installation instructions or using a professional PVC bending resource.

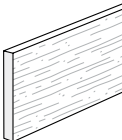
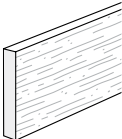
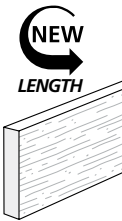
Special Order Program: CertainTeed has the ability to manufacture products in different lengths and widths that are not shown in this Specification Guide. We would be glad to discuss opportunities. Please contact your CertainTeed Territory Manager for product guidelines, minimum quantities and pricing.

*To order full units, add F to the end of the order number. To order a half unit, add H to the end of the order number, where applicable.

**Weights include pallet.

Trimboards



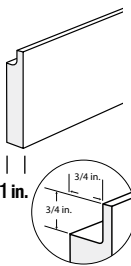
| TrueTexture™ Woodgrain/Smooth, Natural White | | | | CERTAPAK | FULL UNIT | | | HALF UNIT | | |
|---|---------------------------|-------------------------------|---------------|----------|-----------|---------|----------------------|-----------|---------|----------------------|
| | Nominal | Actual | Order Number* | PCS/UNIT | PCS/UNIT | LF/UNIT | Weight** lbs/UNIT | PCS/UNIT | LF/UNIT | Weight** lbs/UNIT |
|  5/8 in. | 5/8 in. x 6 in. x 18 ft. | 5/8 in. x 5-1/2 in. x 18 ft. | 12040618005 | 4 | 160 | 2880 | 2791 | — | — | — |
| | 5/8 in. x 8 in. x 18 ft. | 5/8 in. x 7-1/4 in. x 18 ft. | 12040818005 | 2 | 120 | 2160 | 2765 | — | — | — |
| | 5/8 in. x 10 in. x 18 ft. | 5/8 in. x 9-1/4 in. x 18 ft. | 12041018005 | 2 | 100 | 1800 | 2925 | — | — | — |
| | 5/8 in. x 12 in. x 18 ft. | 5/8 in. x 11-1/4 in. x 18 ft. | 12041218005 | 2 | 80 | 1440 | 2851 | — | — | — |
| | 1 in. x 4 in. x 12 ft. | 3/4 in. x 3-1/2 in. x 12 ft. | 12050412005 | 4 | 260 | 3120 | 2341 | — | — | — |
|  3/4 in. | 1 in. x 6 in. x 12 ft. | 3/4 in. x 5-1/2 in. x 12 ft. | 12050612005 | 4 | 160 | 1920 | 2268 | — | — | — |
| | 1 in. x 8 in. x 12 ft. | 3/4 in. x 7-1/4 in. x 12 ft. | 12050812005 | 2 | 108 | 1296 | 2132 | — | — | — |
| | 1 in. x 10 in. x 12 ft. | 3/4 in. x 9-1/4 in. x 12 ft. | 12051012005 | 2 | 90 | 1080 | 2169 | — | — | — |
| | 1 in. x 12 in. x 12 ft. | 3/4 in. x 11-1/4 in. x 12 ft. | 12051212005 | 2 | 72 | 864 | 2119 | — | — | — |
| | 1 in. x 4 in. x 18 ft. | 3/4 in. x 3-1/2 in. x 18 ft. | 12050418005 | 4 | 260 | 4680 | 3531 | 104 | 1872 | 1538 |
| | 1 in. x 5 in. x 18 ft. | 3/4 in. x 4-1/2 in. x 18 ft. | 12050518005 | 4 | 200 | 3600 | 3535 | — | — | — |
| | 1 in. x 6 in. x 18 ft. | 3/4 in. x 5-1/2 in. x 18 ft. | 12050618005 | 4 | 160 | 2880 | 3425 | 64 | 1152 | 1514 |
| | 1 in. x 8 in. x 18 ft. | 3/4 in. x 7-1/4 in. x 18 ft. | 12050818005 | 2 | 108 | 1944 | 3101 | 48 | 864 | 1655 |
|  NEW LENGTH 1 in. | 1 in. x 10 in. x 18 ft. | 3/4 in. x 9-1/4 in. x 18 ft. | 12051018005 | 2 | 90 | 1620 | 3265 | 40 | 720 | 1737 |
| | 1 in. x 12 in. x 18 ft. | 3/4 in. x 11-1/4 in. x 18 ft. | 12051218005 | 2 | 72 | 1296 | 3191 | 32 | 576 | 1700 |
| | 1 in. x 16 in. x 18 ft. | 3/4 in. x 15-1/4 in. x 18 ft. | 12051618005 | 2 | 54 | 972 | 3611 | 24 | 432 | 1721 |
| | 5/4 in. x 4 in. x 12 ft. | 1 in. x 3-1/2 in. x 12 ft. | 12060412005F | 4 | 208 | 2496 | 2574 | — | — | — |
| | 5/4 in. x 6 in. x 12 ft. | 1 in. x 5-1/2 in. x 12 ft. | 12060612005F | 4 | 128 | 1536 | 2439 | — | — | — |
| | 5/4 in. x 8 in. x 12 ft. | 1 in. x 7-1/4 in. x 12 ft. | 12060812005F | 2 | 96 | 1152 | 2415 | — | — | — |
| | 5/4 in. x 10 in. x 12 ft. | 1 in. x 9-1/4 in. x 12 ft. | 12061012005F | 2 | 80 | 960 | 2553 | — | — | — |
| | 5/4 in. x 12 in. x 12 ft. | 1 in. x 11-1/4 in. x 12 ft. | 12061212005F | 2 | 64 | 768 | 2489 | — | — | — |
| | 5/4 in. x 4 in. x 18 ft. | 1 in. x 3-1/2 in. x 18 ft. | 12060418005 | 4 | 208 | 3744 | 3861 | 104 | 1872 | 2036 |
| | 5/4 in. x 5 in. x 18 ft. | 1 in. x 4-1/2 in. x 18 ft. | 12060518005 | 4 | 160 | 2880 | 3029 | — | — | — |
| | 5/4 in. x 6 in. x 18 ft. | 1 in. x 5-1/2 in. x 18 ft. | 12060618005 | 4 | 128 | 2304 | 3659 | 64 | 1152 | 1935 |
| | 5/4 in. x 8 in. x 18 ft. | 1 in. x 7-1/4 in. x 18 ft. | 12060818005 | 2 | 96 | 1728 | 3622 | 48 | 864 | 1916 |
| | 5/4 in. x 10 in. x 18 ft. | 1 in. x 9-1/4 in. x 18 ft. | 12061018005 | 2 | 80 | 1440 | 3829 | 40 | 720 | 2019 |
| | 5/4 in. x 12 in. x 18 ft. | 1 in. x 11-1/4 in. x 18 ft. | 12061218005 | 2 | 64 | 1152 | 3734 | 32 | 576 | 1972 |
| | 5/4 in. x 16 in. x 18 ft. | 1 in. x 15-1/4 in. x 18 ft. | 12061618005 | 2 | — | — | — | 24 | 432 | 2041 |

*To order full units, add F to the end of the order number. To order a half unit, add H to the end of the order number, where applicable.

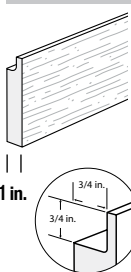
**Weights include pallet.



J-Pocket Trimboards

| Smooth, Natural White | | | | CERTAPAK | FULL UNIT | | | HALF UNIT | | |
|---|--------------------------------------|----------------------------|---------------|----------|-----------|---------|----------------------|-----------|---------|----------------------|
|  | Nominal | Actual | Order Number* | PCS/UNIT | PCS/UNIT | LF/UNIT | Weight** lbs/UNIT | PCS/UNIT | LF/UNIT | Weight** lbs/UNIT |
| | 5/4 in. x 4 in. x 18 ft. J-Pocket | 1 in. x 3-1/2 in. x 18 ft. | 11160418005 | 4 | 156 | 2808 | 2400 | 104 | 1872 | 1663 |
| | 5/4 in. x 6 in. x 18 ft. J-Pocket | 1 in. x 5-1/2 in. x 18 ft. | 11160618005 | 4 | 96 | 1728 | 2028 | 64 | 1152 | 1411 |

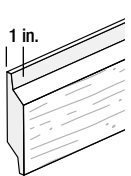
Built-in J-Pocket for siding

| TrueTexture™ Woodgrain, Natural White | | | | CERTAPAK | FULL UNIT | | | HALF UNIT | | |
|---|--------------------------------------|----------------------------|---------------|----------|-----------|---------|----------------------|-----------|---------|----------------------|
|  | Nominal | Actual | Order Number* | PCS/UNIT | PCS/UNIT | LF/UNIT | Weight** lbs/UNIT | PCS/UNIT | LF/UNIT | Weight** lbs/UNIT |
| | 5/4 in. x 4 in. x 18 ft. J-Pocket | 1 in. x 3-1/2 in. x 18 ft. | 12160418005 | 4 | 156 | 2808 | 2400 | 104 | 1872 | 1663 |
| | 5/4 in. x 6 in. x 18 ft. J-Pocket | 1 in. x 5-1/2 in. x 18 ft. | 12160618005 | 4 | 96 | 1728 | 2028 | 64 | 1152 | 1411 |

Built-in J-Pocket for siding



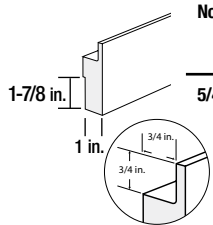
Fiber Cement Skirtboards

| TrueTexture™ Woodgrain/Smooth, Natural White | | | | CERTAPAK | FULL UNIT | | | HALF UNIT | | |
|---|--------------------------|----------------------------|---------------|----------|-----------|---------|----------|-----------|---------|----------|
|  | Nominal | Actual | Order Number* | PCS/UNIT | PCS/UNIT | LF/UNIT | Weight** | PCS/UNIT | LF/UNIT | Weight** |
| | 5/4 in. x 6 in. x 12 ft. | 1 in. x 5-1/2 in. x 12 ft. | 12360612005 | 4 | 64 | 768 | 879 | — | — | — |
| | 5/4 in. x 8 in. x 12 ft. | 1 in. x 7-1/4 in. x 12 ft. | 12360812005 | 2 | 48 | 576 | 1018 | — | — | — |

Cut-Outs



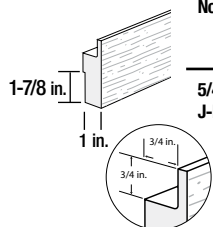
J-Pocket Smooth, Natural White



| J-Pocket Smooth, Natural White | | | CERTAPAK | FULL UNIT | | | | HALF UNIT | | |
|--------------------------------|----------------------------|---------------|----------|-----------|---------|----------------------|--|-----------|---------|----------------------|
| Nominal | Actual | Order Number* | PCS/UNIT | PCS/UNIT | LF/UNIT | Weight** lbs/UNIT | | PCS/UNIT | LF/UNIT | Weight** lbs/UNIT |
| 5/4 in. x 4 in. x 18 ft. | 1 in. x 3-1/2 in. x 18 ft. | 11165018005 | 4 | 156 | 2808 | 2556 | | 104 | 1872 | 1900 |

Built-in J-Pocket for siding and cut-out for Window Flange

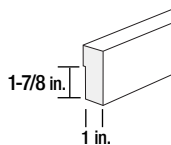
J-Pocket TrueTexture Woodgrain, Natural White



| J-Pocket TrueTexture Woodgrain, Natural White | | | CERTAPAK | FULL UNIT | | | | HALF UNIT | | |
|---|----------------------------|---------------|----------|-----------|---------|----------------------|--|-----------|---------|----------------------|
| Nominal | Actual | Order Number* | PCS/UNIT | PCS/UNIT | LF/UNIT | Weight** lbs/UNIT | | PCS/UNIT | LF/UNIT | Weight** lbs/UNIT |
| 5/4 in. x 4 in. x 18 ft. J-Pocket | 1 in. x 3-1/2 in. x 18 ft. | 12165018005 | 4 | 156 | 2808 | 2551 | | 104 | 1872 | 1900 |

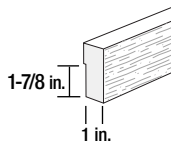
Built-in J-Pocket for siding and cut-out for Window Flange

Trimboard Smooth, Natural White



| Trimboard Smooth, Natural White | | | CERTAPAK | FULL UNIT | | | | HALF UNIT | | |
|---------------------------------|----------------------------|---------------|----------|-----------|---------|----------------------|--|-----------|---------|----------------------|
| Nominal | Actual | Order Number* | PCS/UNIT | PCS/UNIT | LF/UNIT | Weight** lbs/UNIT | | PCS/UNIT | LF/UNIT | Weight** lbs/UNIT |
| 5/4 in. x 4 in. x 18 ft. | 1 in. x 3-1/2 in. x 18 ft. | 11065018005 | 4 | 156 | 2808 | 4611 | | 104 | 1872 | 2409 |

Trimboard TrueTexture Woodgrain, Natural White

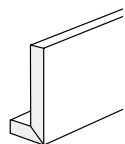


| Trimboard TrueTexture Woodgrain, Natural White | | | CERTAPAK | FULL UNIT | | | | HALF UNIT | | |
|--|----------------------------|---------------|----------|-----------|---------|----------------------|--|-----------|---------|----------------------|
| Nominal | Actual | Order Number* | PCS/UNIT | PCS/UNIT | LF/UNIT | Weight** lbs/UNIT | | PCS/UNIT | LF/UNIT | Weight** lbs/UNIT |
| 5/4 in. x 4 in. x 18 ft. | 1 in. x 3-1/2 in. x 18 ft. | 12065018005 | 4 | 156 | 2808 | 4611 | | 104 | 1872 | 2409 |



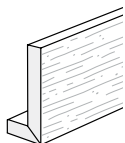
Fascia

Smooth, Natural White



| Smooth, Natural White | | | CERTAPAK | FULL UNIT | | | |
|---------------------------|------------------------------|--------------|----------|-----------|---------|----------------------|--|
| Nominal | Actual | Order Number | PCS/UNIT | PCS/UNIT | LF/UNIT | Weight** lbs/UNIT | |
| 3/4 in. x 8 in. x 18 ft. | 3/4 in. x 7-1/4 in. x 18 ft. | 11430818005F | 2 | 36 | 648 | 1205 | |
| 3/4 in. x 10 in. x 18 ft. | 3/4 in. x 9-1/4 in. x 18 ft. | 11431018005F | 2 | 32 | 576 | 1260 | |

TrueTexture Woodgrain, Natural White



| TrueTexture Woodgrain, Natural White | | | CERTAPAK | FULL UNIT | | | |
|--------------------------------------|------------------------------|--------------|----------|-----------|---------|----------------------|--|
| Nominal | Actual | Order Number | PCS/UNIT | PCS/UNIT | LF/UNIT | Weight** lbs/UNIT | |
| 3/4 in. x 8 in. x 18 ft. | 3/4 in. x 7-1/4 in. x 18 ft. | 13430818005F | 2 | 36 | 648 | 1205 | |
| 3/4 in. x 10 in. x 18 ft. | 3/4 in. x 9-1/4 in. x 18 ft. | 13431018005F | 2 | 32 | 576 | 1260 | |

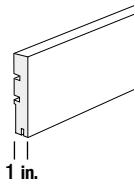
*To order full units, add F to the end of the order number. To order a half unit, add H to the end of the order number, where applicable.

**Weights include pallet.

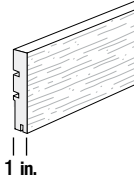
InvisiPro® Hidden Fastening System



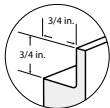
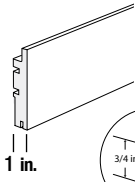
| Trimboard (with grooves) Smooth, Natural White | | | CERTAPAK | HALF UNIT | | |
|--|----------------------------|--------------|----------|-----------|---------|----------------------|
| Nominal | Actual | Order Number | PCS/UNIT | PCS/UNIT | LF/UNIT | Weight** lbs/UNIT |
| 5/4 in. x 4 in. x 10 ft. | 1 in. x 3-1/2 in. x 10 ft. | 11260410005H | 4 | 104 | 1040 | 1108 |
| 5/4 in. x 6 in. x 10 ft. | 1 in. x 5-1/2 in. x 10 ft. | 11260610005H | 4 | 64 | 640 | 1075 |



| Trimboard (with grooves) TrueTexture™ Woodgrain, Natural White | | | CERTAPAK | HALF UNIT | | |
|--|----------------------------|--------------|----------|-----------|---------|----------------------|
| Nominal | Actual | Order Number | PCS/UNIT | PCS/UNIT | LF/UNIT | Weight** lbs/UNIT |
| 5/4 in. x 4 in. x 10 ft. | 1 in. x 3-1/2 in. x 10 ft. | 13260410005H | 4 | 104 | 1040 | 1108 |
| 5/4 in. x 6 in. x 10 ft. | 1 in. x 5-1/2 in. x 10 ft. | 13260610005H | 4 | 64 | 640 | 1075 |

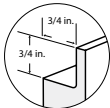
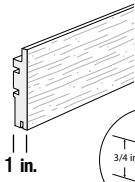


| J-Pocket (with grooves) Smooth, Natural White | | | CERTAPAK | HALF UNIT | | |
|---|----------------------------|--------------|----------|-----------|---------|----------------------|
| Nominal | Actual | Order Number | PCS/UNIT | PCS/UNIT | LF/UNIT | Weight** lbs/UNIT |
| 5/4 in. x 4 in. x 10 ft. | 1 in. x 3-1/2 in. x 10 ft. | 11360410005H | 4 | 104 | 1040 | 1108 |
| 5/4 in. x 6 in. x 10 ft. | 1 in. x 5-1/2 in. x 10 ft. | 11360610005H | 4 | 64 | 640 | 1075 |



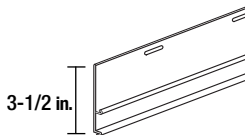
Built-in J-Pocket for siding

| J-Pocket (with grooves) TrueTexture Woodgrain, Natural White | | | CERTAPAK | HALF UNIT | | |
|--|----------------------------|--------------|----------|-----------|---------|----------------------|
| Nominal | Actual | Order Number | PCS/UNIT | PCS/UNIT | LF/UNIT | Weight** lbs/UNIT |
| 5/4 in. x 4 in. x 10 ft. | 1 in. x 3-1/2 in. x 10 ft. | 13360410005H | 4 | 104 | 1040 | 1108 |
| 5/4 in. x 6 in. x 10 ft. | 1 in. x 5-1/2 in. x 10 ft. | 13360610005H | 4 | 64 | 640 | 1075 |



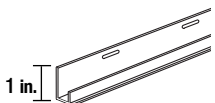
Built-in J-Pocket for siding

| Nail Hem Flange* White | | | CARTONS | | | |
|------------------------|------------------|--------------|---------|--------|--------------------|--|
| Nominal Length | Actual Length | Order Number | PCS/CTN | LF/CTN | Weight† lbs/CTN | |
| 10 ft. | 9 ft. 11-3/4 in. | 60093910005C | 36 | 360 | 54 | |

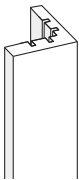

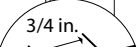


*Same flange as used on One-Piece Corner

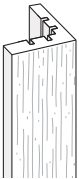
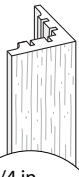
| Starter Flange, White | | | CARTONS | | | |
|-----------------------|------------------|--------------|---------|--------|--------------------|--|
| Nominal Length | Actual Length | Order Number | PCS/CTN | LF/CTN | Weight† lbs/CTN | |
| 10 ft. | 9 ft. 11-3/4 in. | 60053410001C | 36 | 360 | 29 | |



One-piece Corners

| Smooth, Natural White | | | FULL UNIT | | | HALF UNIT | | | |
|--|---|--|---------------|----------|---------|----------------------|----------|---------|----------------------|
| | Nominal | Actual | Order Number* | PCS/UNIT | LF/UNIT | Weight** lbs/UNIT | PCS/UNIT | LF/UNIT | Weight** lbs/UNIT |
|  | 5/4 in. x 4 in. x 4 in. x 10 ft. | 1 in. x 3-1/2 in. x 3-1/2 in. x 10 ft. | 31060410005 | 72 | 720 | 1288 | 36 | 360 | 693 |
| | 5/4 in. x 4 in. x 4 in. x 20 ft. | 1 in. x 3-1/2 in. x 3-1/2 in. x 20 ft. | 31060420005 | 72 | 1440 | 2499 | 36 | 720 | 1422 |
| | 5/4 in. x 6 in. x 6 in. x 10 ft. | 1 in. x 5-1/2 in. x 5-1/2 in. x 10 ft. | 31060610005 | 48 | 480 | 1370 | 24 | 240 | 734 |
| | 5/4 in. x 6 in. x 6 in. x 20 ft. | 1 in. x 5-1/2 in. x 5-1/2 in. x 20 ft. | 31060620005 | 48 | 960 | 2772 | 24 | 480 | 1502 |
|   | 5/4 in. x 4 in. x 4 in. x 10 ft. J-Pocket | 1 in. x 3-1/2 in. x 3-1/2 in. x 10 ft. | 31160410005 | 72 | 720 | 1059 | 36 | 360 | 579 |
| | 5/4 in. x 4 in. x 4 in. x 20 ft. J-Pocket | 1 in. x 3-1/2 in. x 3-1/2 in. x 20 ft. | 31160420005 | 72 | 1440 | 2095 | 36 | 720 | 1163 |
| | 5/4 in. x 6 in. x 6 in. x 10 ft. J-Pocket | 1 in. x 5-1/2 in. x 5-1/2 in. x 10 ft. | 31160610005 | 48 | 480 | 1129 | 24 | 240 | 615 |
| | 5/4 in. x 6 in. x 6 in. x 20 ft. J-Pocket | 1 in. x 5-1/2 in. x 5-1/2 in. x 20 ft. | 31160620005 | 48 | 960 | 2157 | 24 | 480 | 1128 |

Built-in J-Pocket for siding

| TrueTexture Woodgrain, Natural White | | | FULL UNIT | | | HALF UNIT | | | |
|--|---|--|---------------|----------|---------------------|-----------|----------|---------------------|----------|
| | Nominal | Actual | Order Number* | PCS/UNIT | LF/UNIT lbs/UNIT | Weight** | PCS/UNIT | LF/UNIT lbs/UNIT | Weight** |
|  | 5/4 in. x 4 in. x 4 in. x 10 ft. | 1 in. x 3-1/2 in. x 3-1/2 in. x 10 ft. | 33060410005 | 72 | 720 | 1288 | 36 | 360 | 693 |
| | 5/4 in. x 4 in. x 4 in. x 20 ft. | 1 in. x 3-1/2 in. x 3-1/2 in. x 20 ft. | 33060420005 | 72 | 1440 | 2499 | 36 | 720 | 1365 |
| | 5/4 in. x 6 in. x 6 in. x 10 ft. | 1 in. x 5-1/2 in. x 5-1/2 in. x 10 ft. | 33060610005 | 48 | 480 | 1370 | 24 | 240 | 734 |
| | 5/4 in. x 6 in. x 6 in. x 20 ft. | 1 in. x 5-1/2 in. x 5-1/2 in. x 20 ft. | 33060620005 | 48 | 960 | 2772 | 24 | 480 | 1502 |
|  3/4 in. | 5/4 in. x 4 in. x 4 in. x 10 ft. J-Pocket | 1 in. x 3-1/2 in. x 3-1/2 in. x 10 ft. | 33160410005 | 72 | 720 | 1059 | 36 | 360 | 579 |
| | 5/4 in. x 4 in. x 4 in. x 20 ft. J-Pocket | 1 in. x 3-1/2 in. x 3-1/2 in. x 20 ft. | 33160420005 | 72 | 1440 | 2095 | 36 | 720 | 1163 |
| | 5/4 in. x 6 in. x 6 in. x 10 ft. J-Pocket | 1 in. x 5-1/2 in. x 5-1/2 in. x 10 ft. | 33160610005 | 48 | 480 | 1129 | 24 | 240 | 615 |
| | 5/4 in. x 6 in. x 6 in. x 20 ft. J-Pocket | 1 in. x 5-1/2 in. x 5-1/2 in. x 20 ft. | 33160620005 | 48 | 960 | 2290 | 24 | 480 | 1261 |

Built-in J-Pocket for siding

| Nail Hem Flange*** White | | | CARTONS | | |
|--------------------------|------------------|--------------|---------|--------|--------------------|
| Nominal Length | Actual Length | Order Number | PCS/CTN | LF/CTN | Weight† lbs/CTN |
| 10 ft. | 9 ft. 11-3/4 in. | 60093910005C | 36 | 360 | 54 |

Two flanges needed per 10' corner; Four flanges needed per 20' corner

InvisiPro Hidden Fastening System Product

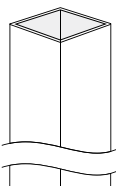
***Same flange as used on Trimboard and J-Pocket (with grooves)

*To order full units, add F to the end of the order number. To order a half unit, add H to the end of the order number, where applicable.

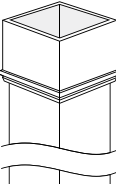
**Weights include pallet. †Weights include carton.

Column Wraps

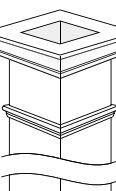


| Column Wrap Smooth, Natural White | | | | CERTAPAK | FULL UNIT | | |
|---|-------------------------|-------------------------|--------------|----------|-----------|---------|----------------------|
|  | Nominal | Actual | Order Number | PCS/UNIT | PCS/UNIT | LF/UNIT | Weight** lbs/UNIT |
| | 8 in. x 8 in. x 9 ft. | 8 in. x 8 in. x 9 ft. | 71380809005F | 1 | 12 | 108 | 515 |
| | 10 in. x 10 in. x 9 ft. | 10 in. x 10 in. x 9 ft. | 71301009005F | 1 | 12 | 108 | 685 |

Must order Column Wrap and Trim Kit for complete column.

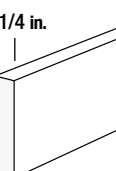
| Classic Cap/Base Trim Kit Smooth, Natural White | | | | FULL UNIT | | |
|---|-----------------|-----------------|--------------|-----------|---------|----------------------|
|  | Nominal | Actual | Order Number | PCS/UNIT | LF/UNIT | Weight** lbs/UNIT |
| | 8 in. x 8 in. | 8 in. x 8 in. | 61480801005F | 4 | n/a | 57 |
| | 10 in. x 10 in. | 10 in. x 10 in. | 61401001005F | 4 | n/a | 66 |


Must order Column Wrap and Trim Kit for complete column.

| Estate Cap/Base Trim Kit Smooth, Natural White | | | | FULL UNIT | | |
|---|-----------------|-----------------|--------------|-----------|---------|----------------------|
|  | Nominal | Actual | Order Number | PCS/UNIT | LF/UNIT | Weight** lbs/UNIT |
| | 8 in. x 8 in. | 8 in. x 8 in. | 61680801005F | 4 | n/a | 61 |
| | 10 in. x 10 in. | 10 in. x 10 in. | 61601001005F | 4 | n/a | 73 |

Must order Column Wrap and Trim Kit for complete column.

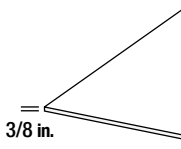
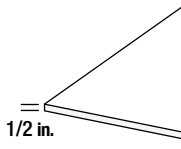
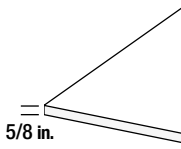
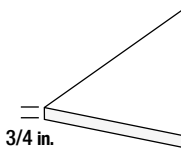
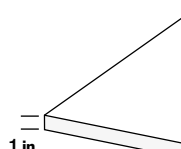
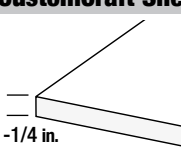
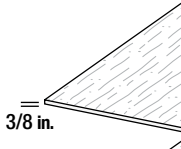
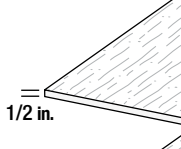
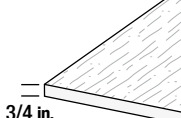
CustomCraft™ 1-1/2 in. Thick for Custom Fabrication

| Trimboard Smooth/Smooth, Natural White | | | | HALF UNIT | | |
|---|-----------------------------|--------------------------------|--------------|-----------|---------|----------------------|
|  | Nominal | Actual | Order Number | PCS/UNIT | LF/UNIT | Weight** lbs/UNIT |
| | 1-1/2 in. x 10 in. x 18 ft. | 1-1/4 in. x 9-1/4 in. x 18 ft. | 11071018005H | 20 | 360 | 1456 |

| Sheet Smooth/Smooth, Natural White | | | | HALF UNIT | | |
|---|---------------------------|---------------------------|--------------|-----------|---------|----------------------|
|  | Nominal | Actual | Order Number | PCS/UNIT | LF/UNIT | Weight** lbs/UNIT |
| | 1-1/2 in. x 4 ft. x 8 ft. | 1-1/4 in. x 4 ft. x 8 ft. | 21074808005H | 10 | 80 | 1295 |

CustomCraft available in half units only.

Sheets

| Smooth/Smooth, Natural White | | | | FULL UNIT | | | HALF UNIT | | |
|---|---------------------------|---------------------------|---------------|--|---------|----------------------|----------------------|---------------------|----------------------|
| | Nominal | Actual | Order Number* | PCS/UNIT | LF/UNIT | Weight** | PCS/UNIT lbs/UNIT | LF/UNIT lbs/UNIT | Weight** |
|  3/8 in. | 3/8 in. x 4 ft. x 8 ft. | 3/8 in. x 4 ft. x 8 ft. | 21014808005 | 25 | 200 | 1077 | 12 | 96 | 553 |
| | 3/8 in. x 4 ft. x 10 ft. | 3/8 in. x 4 ft. x 10 ft. | 21014810005 | 25 | 250 | 1270 | 12 | 120 | 661 |
| | 3/8 in. x 4 ft. x 18 ft. | 3/8 in. x 4 ft. x 18 ft. | 21014818005 | 25 | 450 | 2313 | 12 | 216 | 1220 |
|  1/2 in. | 1/2 in. x 4 ft. x 8 ft. | 1/2 in. x 4 ft. x 8 ft. | 21024808005 | 25 | 200 | 1247 | 12 | 96 | 635 |
| | 1/2 in. x 4 ft. x 10 ft. | 1/2 in. x 4 ft. x 10 ft. | 21024810005 | 25 | 250 | 1602 | 12 | 120 | 820 |
| | 1/2 in. x 4 ft. x 18 ft. | 1/2 in. x 4 ft. x 18 ft. | 21024818005 | 25 | 450 | 2826 | 12 | 216 | 1465 |
|  5/8 in. | 5/8 in. x 4 ft. x 8 ft. | 5/8 in. x 4 ft. x 8 ft. | 21044808005 | 25 | 200 | 1686 | 12 | 96 | 847 |
| | 5/8 in. x 4 ft. x 10 ft. | 5/8 in. x 4 ft. x 10 ft. | 21044810005 | 25 | 250 | 2065 | 12 | 120 | 1043 |
| | 5/8 in. x 4 ft. x 18 ft. | 5/8 in. x 4 ft. x 18 ft. | 21044818005 | 25 | 450 | 3621 | 12 | 216 | 1847 |
|  3/4 in. | 3/4 in. x 4 ft. x 8 ft. | 3/4 in. x 4 ft. x 8 ft. | 21034808005 | 20 | 160 | 1638 | 10 | 80 | 854 |
| | 3/4 in. x 4 ft. x 10 ft. | 3/4 in. x 4 ft. x 10 ft. | 21034810005 | 20 | 200 | 2058 | 10 | 100 | 1078 |
| | 3/4 in. x 4 ft. x 12 ft. | 3/4 in. x 4 ft. x 12 ft. | 21034812005 | 20 | 240 | 2464 | 10 | 120 | 1289 |
| | 3/4 in. x 4 ft. x 18 ft. | 3/4 in. x 4 ft. x 18 ft. | 21034818005 | 21 | 378 | 3907 | 10 | 180 | 1945 |
| | 3/4 in. x 4 ft. x 20 ft. | 3/4 in. x 4 ft. x 20 ft. | 21034820005 | 21 | 420 | 4070 | 10 | 200 | 2125 |
|  1 in. | 1 in. x 4 ft. x 8 ft. | 1 in. x 4 ft. x 8 ft. | 21054808005 | 20 | 160 | 2215 | 10 | 80 | 1143 |
| | 1 in. x 4 ft. x 10 ft. | 1 in. x 4 ft. x 10 ft. | 21054810005 | 20 | 200 | 2745 | 10 | 100 | 1421 |
| | 1 in. x 4 ft. x 12 ft. | 1 in. x 4 ft. x 12 ft. | 21054812005 | 20 | 240 | 3271 | 10 | 120 | 1693 |
| | 1 in. x 4 ft. x 18 ft. | 1 in. x 4 ft. x 18 ft. | 21054818005 | 18 | 324 | 4412 | 9 | 162 | 2309 |
| | 1 in. x 4 ft. x 20 ft. | 1 in. x 4 ft. x 20 ft. | 21054820005 | 16 | 320 | 4407 | 8 | 160 | 2319 |
| CustomCraft Sheet Smooth/Smooth, Natural White | | | | HALF UNIT | | | | | |
| | Nominal | Actual | Order Number | CustomCraft available in half units only. | | | PCS/UNIT | LF/UNIT | Weight** lbs/UNIT |
|  1-1/4 in. | 1-1/2 in. x 4 ft. x 8 ft. | 1-1/4 in. x 4 ft. x 8 ft. | 21074808005H | | | | 10 | 80 | 1295 |
| TrueTexture™ Woodgrain/Smooth, Natural White | | | | FULL UNIT | | | HALF UNIT | | |
| | Nominal | Actual | Order Number* | PCS/UNIT | LF/UNIT | Weight** lbs/UNIT | PCS/UNIT | LF/UNIT | Weight** lbs/UNIT |
|  3/8 in. | 3/8 in. x 4 ft. x 8 ft. | 3/8 in. x 4 ft. x 8 ft. | 22014808005 | 25 | 200 | 1077 | 12 | 96 | 553 |
|  1/2 in. | 1/2 in. x 4 ft. x 8 ft. | 1/2 in. x 4 ft. x 8 ft. | 22024808005 | 25 | 200 | 1247 | 12 | 96 | 634 |
|  3/4 in. | 3/4 in. x 4 ft. x 8 ft. | 3/4 in. x 4 ft. x 8 ft. | 22034808005 | 20 | 160 | 1638 | 10 | 80 | 854 |

*To order full units, add F to the end of the order number. To order a half unit, add H to the end of the order number, where applicable.

**Weights include pallet.

Beadboard Panel

| Beaded, Natural White | | | FULL UNIT | | | | HALF UNIT | | |
|--------------------------|--------------------------|---------------|-----------|---------|----------------------|--|-----------|---------|----------------------|
| Nominal | Actual | Order Number* | PCS/UNIT | LF/UNIT | Weight** lbs/UNIT | | PCS/UNIT | LF/UNIT | Weight** lbs/UNIT |
| 1/2 in. x 4 ft. x 8 ft. | 1/2 in. x 4 ft. x 8 ft. | 21224808005 | 25 | 200 | 1218 | | 12 | 96 | 621 |
| 1/2 in. x 4 ft. x 10 ft. | 1/2 in. x 4 ft. x 10 ft. | 21224810005 | 25 | 250 | 1709 | | 12 | 120 | 872 |

WP4/Nickel Gap Reversible Panel



| WP4/Nickel Gap, TightLap™, Natural White† | | | CERTAPAK | FULL UNIT | | | | HALF UNIT | | |
|---|------------------------------|---------------|----------|-----------|---------|----------------------|--|-----------|---------|----------------------|
| Nominal | Actual | Order Number* | PCS/UNIT | PCS/UNIT | LF/UNIT | Weight** lbs/UNIT | | PCS/UNIT | LF/UNIT | Weight** lbs/UNIT |
| 3/4 in. x 6 in. x 18 ft. | 3/4 in. x 5-3/4 in. x 18 ft. | 11935318005F | 4 | 72 | 1296 | 1800 | | — | — | — |

†Reversible WP4 or Nickel Gap repeat

Beadboard Reversible Panels



| Traditional Tongue & Groove, Natural White† | | | CERTAPAK | FULL UNIT | | | | HALF UNIT | | |
|---|------------------------------|---------------|----------|-----------|---------|----------------------|--|-----------|---------|----------------------|
| Nominal | Actual | Order Number* | PCS/UNIT | PCS/UNIT | LF/UNIT | Weight** lbs/UNIT | | PCS/UNIT | LF/UNIT | Weight** lbs/UNIT |
| 1/2 in. x 5-1/2 in. x 18 ft. | 1/2 in. x 5-1/8 in. x 18 ft. | 8300005 | 4 | 200 | 3600 | 2642 | | 100 | 1800 | 1430 |

†Reversible beaded or channel repeat

| 2TL, TightLap™, Natural White† | | | CERTAPAK | FULL UNIT | | | | HALF UNIT | | |
|--------------------------------|------------------------------|---------------|----------|-----------|---------|----------------------|--|-----------|---------|----------------------|
| Nominal | Actual | Order Number* | PCS/UNIT | PCS/UNIT | LF/UNIT | Weight** lbs/UNIT | | PCS/UNIT | LF/UNIT | Weight** lbs/UNIT |
| 1/2 in. x 6 in. x 18 ft. | 1/2 in. x 5-3/4 in. x 18 ft. | 11225318005 | 4 | 224 | 4032 | 2648 | | 96 | 1728 | 1255 |

†Reversible beaded or channel repeat

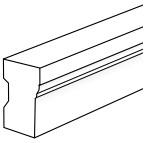
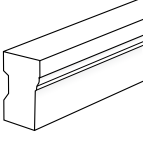
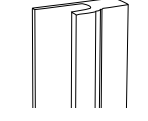
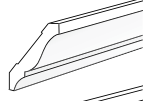
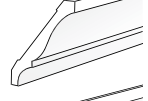

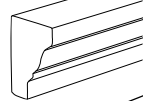
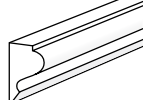
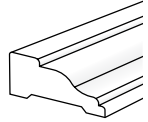
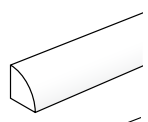
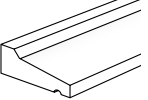
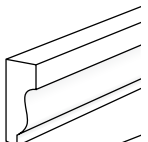
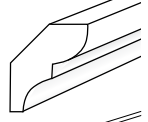

| 3TL, TightLap™, Natural White† | | | CERTAPAK | FULL UNIT | | | | HALF UNIT | | |
|--------------------------------|------------------------------|---------------|----------|-----------|---------|----------------------|--|-----------|---------|----------------------|
| Nominal | Actual | Order Number* | PCS/UNIT | PCS/UNIT | LF/UNIT | Weight** lbs/UNIT | | PCS/UNIT | LF/UNIT | Weight** lbs/UNIT |
| 1/2 in. x 8-1/2 in. x 18 ft. | 1/2 in. x 8-1/4 in. x 18 ft. | 11225418005 | 4 | 200 | 3600 | 3884 | | 100 | 1800 | 1852 |

†Reversible beaded or channel repeat

*To order full units, add F to the end of the order number. To order a half unit, add H to the end of the order number, where applicable.

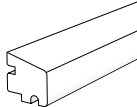
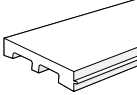
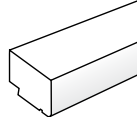
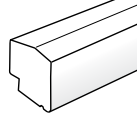
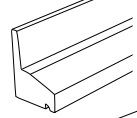
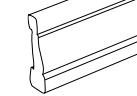
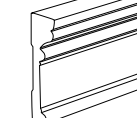
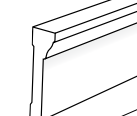
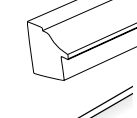
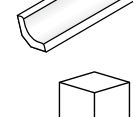
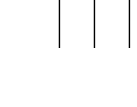
**Weights include pallet.

Profiles

| Smooth, Satin Finish, Natural White | | | CARTONS | | | |
|---|-----------------------------------|--------------|---------|---------|--------|--------------------------------|
| | Nominal/Actual | Order Number | Length | PCS/CTN | LF/CTN | Weight [†] lbs/CTN |
|  | BRICKMOULD | | | | | |
| | 1-1/8 in. x 2 in. x 7 ft. | 41020207005B | 7 ft. | 14 | 98 | 50 |
| | 1-1/8 in. x 2 in. x 10 ft. | 41020210005B | 10 ft. | 14 | 140 | 60 |
| | 1-1/8 in. x 2 in. x 17 ft. | 41020217005B | 17 ft. | 14 | 238 | 100 |
|  | PAINT GRADE BRICKMOULD | | | | | |
| | 1-1/8 in. x 2 in. x 7 ft. | 41025107005B | 7 ft. | 14 | 98 | 45 |
| | 1-1/8 in. x 2 in. x 10 ft. | 41025100005B | 10 ft. | 14 | 140 | 60 |
| | 1-1/8 in. x 2 in. x 17 ft. | 41025116005B | 17 ft. | 14 | 238 | 100 |
|  | J-CHANNEL BRICKMOULD | | | | | |
| | 1-1/4 in. x 2 in. x 17 ft. | 41151517005B | 17 ft. | 12 | 204 | 90 |
|  | #49 CROWN | | | | | |
| | 11/16 in. x 3-5/8 in. x 16 ft. | 41040416005B | 16 ft. | 8 | 128 | 50 |
|  | #47 CROWN | | | | | |
| | 11/16 in. x 4-5/8 in. x 16 ft. | 41040516005B | 16 ft. | 6 | 96 | 50 |
|  | #45 CROWN | | | | | |
| | 9/16 in. x 5-1/4 in. x 16 ft. | 41041316005B | 16 ft. | 7 | 112 | 45 |
|  | RAMS CROWN | | | | | |
| | 1-13/32 in. x 2-1/16 in. x 16 ft. | 41141616005B | 16 ft. | 8 | 128 | 55 |
|  | BASE CAP | | | | | |
| | 11/16 in. x 1-1/8 in. x 16 ft. | 41070816005B | 16 ft. | 32 | 512 | 50 |
|  | RAKE | | | | | |
| | 1 in. x 2 in. x 16 ft. | 41111216005B | 16 ft. | 10 | 160 | 50 |
|  | QUARTER ROUND | | | | | |
| | 3/4 in. x 3/4 in. x 16 ft. | 41062116005B | 16 ft. | 38 | 608 | 65 |
|  | DRIP CAP | | | | | |
| | 11/16 in. x 1-5/8 in. x 16 ft. | 41030316005B | 16 ft. | 22 | 352 | 60 |
|  | SHINGLE MOULD | | | | | |
| | 11/16 in. x 1-5/8 in. x 16 ft. | 41080316005B | 16 ft. | 18 | 288 | 30 |
|  | BED MOULD | | | | | |
| | 9/16 in. x 1-5/8 in. x 16 ft. | 41050616005B | 16 ft. | 24 | 384 | 50 |
|  | LATTICE | | | | | |
| | 1/4 in. x 1-1/2 in. x 16 ft. | 41202016005B | 16 ft. | 50 | 800 | 75 |

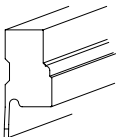
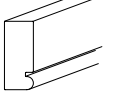
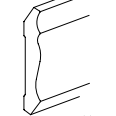
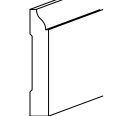
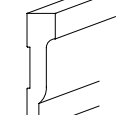
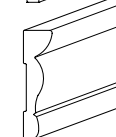
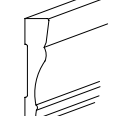
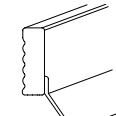
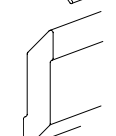

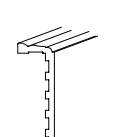
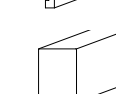
[†]Weights include carton.

Profiles continued

| Smooth, Satin Finish, Natural White | | | CARTONS | | | |
|---|------------------------------------|--------------|---------|---------|--------|--------------------|
| | Nominal/Actual | Order Number | Length | PCS/CTN | LF/CTN | Weight† lbs/CTN |
|  | SILL NOSE | | | | | |
| | 1-5/16 in. x 1-3/8 in. x 16 ft. | 41101116005B | 16 ft. | 9 | 144 | 50 |
|  | SILL | | | | | |
| | 1-1/4 in. x 5 in. x 16 ft. | 41131416005B | 16 ft. | 3 | 48 | 50 |
|  | HISTORIC SILL | | | | | |
| | 1-3/4 in. x 2-13/16 in. x 16 ft. | 41122416005B | 16 ft. | 4 | 64 | 50 |
|  | NEW ENGLAND SILL | | | | | |
| | 1-3/4 in. x 2-1/32 in. x 16 ft. | 41123016005B | 16 ft. | 6 | 96 | 70 |
|  | WATER TABLE | | | | | |
| | 2 in. x 2-3/4 in. x 16 ft. | 41253216005B | 16 ft. | 5 | 80 | 60 |
|  | 356 CASING | | | | | |
| | 11/16 in. x 2-1/4 in. x 16 ft. | 41181816005B | 16 ft. | 16 | 256 | 50 |
|  | RB3 CASING | | | | | |
| | 1-7/64 in. x 3-7/16 in. x 16 ft. | 41171716005B | 16 ft. | 8 | 128 | 55 |
|  | BACK BAND | | | | | |
| | 1-3/16 in. x 4-1/2 in. x 16 ft. | 41090916005B | 16 ft. | 4 | 64 | 45 |
|  | ADJUSTABLE BACK BAND | | | | | |
| | 1-11/32 in. x 1-13/32 in. x 16 ft. | 41161916005B | 16 ft. | 10 | 160 | 50 |
|  | COVE MOULDING | | | | | |
| | 3/4 in. x 3/4 in. x 16 ft. | 41192116005B | 16 ft. | 50 | 800 | 60 |
|  | INSIDE CORNER POST | | | | | |
| | 1-1/4 in. x 1-1/4 in. x 10 ft. | 41010110005B | 10 ft. | 9 | 90 | 30 |

Special Order Profiles

Special Order Profiles must be ordered in full carton quantities.
Extended lead times will apply. Contact your CertainTeed Territory Manager
for product guidelines, minimum quantities and pricing.

| Smooth, Satin Finish, Natural White | | | CARTONS | | | |
|---|----------------------------------|--------------|---------|---------|--------|--------------------------------|
| | Nominal/Actual | Order Number | Length | PCS/CTN | LF/CTN | Weight [†] lbs/CTN |
|  | FLANGED BRICKMOULD | | | | | |
| | 1-1/4 in. x 2 in. x 17 ft. | 41024617005B | 17 ft. | 12 | 204 | 100 |
|  | FLORIDA BRICKMOULD | | | | | |
| | 11/16 in. x 1-5/8 in. x 17 ft. | 41020317005B | 17 ft. | 28 | 476 | 140 |
|  | #49 CROWN SCANT | | | | | |
| | 9/16 in. x 3-5/8 in. x 16 ft. | 41044016005B | 16 ft. | 10 | 160 | 53 |
|  | #623 CENTURY BASEBOARD | | | | | |
| | 9/16 in. x 3-1/4 in. x 16 ft. | 41075016005B | 16 ft. | 10 | 160 | 55 |
|  | 3" SHINGLE RAKE | | | | | |
| | 3/4 in. x 3-1/8 in. x 16 ft. | 41114116005B | 16 ft. | 10 | 160 | 60 |
|  | A-3 COLONIAL CASING | | | | | |
| | 1/2 in. x 2 in. x 16 ft. | 41184216005B | 16 ft. | 22 | 362 | 64 |
|  | A-6 CLASSIC CASING | | | | | |
| | 9/16 in. x 2-3/4 in. x 16 ft. | 41184316005B | 16 ft. | 14 | 224 | 47 |
|  | GARAGE DOOR STOP | | | | | |
| | 7/16 in. x 1-15/16 in. x 16 ft. | 41224716005B | 16 ft. | 14 | 224 | 40 |
|  | ATTIC (GABLE) VENT LOUVER | | | | | |
| | 11/16 in. x 3-1/2 in. x 16 ft. | 41214416005B | 16 ft. | 7 | 112 | 60 |
|  | ATTIC (GABLE) VENT SILL | | | | | |
| | 1-1/8 in. x 3-1/4 in. x 16 ft. | 41214516005B | 16 ft. | 5 | 80 | 65 |
|  | WINDOW SILL WITH CASING | | | | | |
| | 2-3/16 in. x 6-3/4 in. x 16 ft. | 41134916005B | 16 ft. | 2 | 32 | 45 |
|  | TRANSOM MULL | | | | | |
| | 1-1/16 in. x 1-1/2 in. x 16 ft. | 41134816005B | 16 ft. | 12 | 192 | 80 |

[†]Weights include carton.

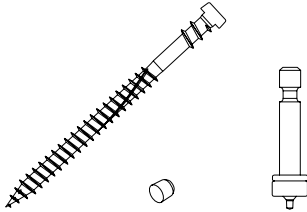
Adhesives

TrimTight™ (Gorilla PVC™)



| Description | Order Number | CARTONS | |
|-------------|--------------|---------|----------------|
| | | PCS/CTN | Weight lbs/CTN |
| 8 oz. Can | 60302801001C | 10 | 9 |
| 16 oz. Can | 60302601001C | 24 | 35 |

Cortex® Hidden Fastening System



Smooth – 2 in. Screws

| Description | Order Number | CARTONS | |
|---|--------------|-----------|--------------------|
| | | Boxes/CTN | Net Weight lbs/CTN |
| 50 LF Box - 75 screws (2 in.), 100 plugs, 1 setting tool | 63180130005C | 10 | 11 |
| 250 LF Box - 375 screws (2 in.), 400 plugs, 3 setting tools | 63180135005C | 6 | 27 |
| 750 LF Box - 1,125 screws (2 in.), 1,200 plugs, 6 setting tools | 63180140005C | 1 | 15 |

TrueTexture™ Woodgrain – 2 in. Screws

| Description | Order Number | CARTONS | |
|---|--------------|-----------|--------------------|
| | | Boxes/CTN | Net Weight lbs/CTN |
| 50 LF Box - 75 screws (2 in.), 100 plugs, 1 setting tool | 63380130005C | 10 | 11 |
| 250 LF Box - 375 screws (2 in.), 400 plugs, 3 setting tools | 63380135005C | 6 | 27 |
| 750 LF Box - 1,125 screws (2 in.), 1,200 plugs, 6 setting tools | 63380140005C | 1 | 15 |

Smooth – 2-3/4 in. Screws

| Description | Order Number | CARTONS | |
|---|--------------|-----------|--------------------|
| | | Boxes/CTN | Net Weight lbs/CTN |
| 250 LF Box - 375 screws (2-3/4 in.), 400 plugs, 3 setting tools | 63182335005C | 6 | 27 |
| 750 LF Box - 1,125 screws (2-3/4 in.), 1,200 plugs, 6 setting tools | 63182340005C | 1 | 15 |

TrueTexture Woodgrain – 2-3/4 in. Screws

| Description | Order Number | CARTONS | |
|---|--------------|-----------|--------------------|
| | | Boxes/CTN | Net Weight lbs/CTN |
| 250 LF Box - 375 screws (2-3/4 in.), 400 plugs, 3 setting tools | 63382335005C | 6 | 27 |



Restoration Millwork® FAQ

What type of fasteners should be used with Restoration Millwork?

Use stainless steel or hot-dipped galvanized fasteners designed for wood trim and cladding. For best results, use fasteners with thin shanks, blunt points, and full round heads. We recommend using the CertainTeed Cortex Concealed Fastening System. Choose the correctly sized fastener: 1-1/2 in. of the fastener must penetrate a framing member and/or structural sheathing. If you use 1/2 in. OSB (a type of structural sheathing), the fastener needs to penetrate the framing member only 1 in. If you are covering 1/2 in. foam (non-structural sheathing), you must penetrate the framing member 1-1/2 in. In other words, in the second example, the fastener needs to be longer to meet the fastening requirements.

- Standard pneumatic nailers work well, generally at a pressure between 70 psi and 100 psi, depending upon the type of gun, the type of nail, the air temperature, and the density of the substrate.
- In-line pressure gauges will help maintain even pressure to the nail gun.
- Apply trimboards over framing no greater than 16 in. o.c. If framing members are greater than 16 in. o.c., provide additional bracing for fastening.
- Fastener heads should be flush with the surface of the trim or slightly indented and no closer than 3/4 in. from the end of the board to avoid blowout through the side of the board.
- Fasteners should penetrate a minimum of 1-1/2 in. through a flat, solid wood substrate into a framing member. Do not use brads, staples, wire nails, ring-shank nails, or fine-threaded wood screws.

How do I touch up fastener holes?

Fasteners driven beyond the surface of Restoration Millwork boards can leave unsightly holes in the finished product. To touch up small holes in Restoration Millwork, we highly recommend using Extreme PVC TrimWelder®. Once the product has set up, you may have to sand the area to achieve a finished appearance. When used with reasonable care, methyl ethyl ketone (MEK) also serves as an effective solvent to clean up Extreme PVC TrimWelder. You can also use caulking or glue products designed for use with cellular PVC millwork to touch up holes, but they may create less than desirable results, weather poorly, or collect dirt over time.

How to bond Restoration Millwork

Use an adhesive designed for use with cellular PVC trim to bond all scarf and miter joints. To bond joints such as corners, window surrounds, and long fascia runs, we recommend TrimTight™ cellular PVC cement, or Extreme PVC TrimWelder®. You can also miter pieces using a Kreg Jig (www.kregtool.com).

- Before you attempt to glue Restoration Millwork surfaces, make sure the surfaces are clean, dry, and in complete contact. Scarf joints work well when gluing long runs.
- PVC cement and other solvent-based adhesives have different working times, which vary from product to product. To allow sufficient time for a full cure, mechanically fasten the joint through the joint or on each side of the joint, staying 3/4 in. away from the edge of the joint.

Bonding to Other Surfaces

Restoration Millwork can also be bonded to a variety of substrates. We recommend OSI® TRIMTeQ™ TeQ Mount™ Mounting Adhesive or Loctite® PL Premium Polyurethane Construction Adhesive. Specific substrate combinations require specific adhesives: contact cement, epoxy, rubberbased adhesives, or urethane-based adhesives. **Use the proper cement for each substrate.** Always follow the adhesive manufacturer's instructions, and check the bond on a test piece before proceeding with the installation. Also, be aware of the temperature and humidity, as they can affect the performance of the adhesive. **NOTE: Never use adhesives alone to fasten Restoration Millwork to a substrate.**

Does Restoration Millwork come in colors?

Restoration Millwork comes in natural white and does not require painting for protection.

Do I need to paint Restoration Millwork?

Restoration Millwork comes in natural white and does not require painting for protection. If you want to paint it a custom color, follow these important guidelines:

- Apply a 100% acrylic latex paint with an LRV (light reflective value) of 55 or higher. Generally, the higher the LRV, the lighter the color.
- Sherwin-Williams® VinylSafe™ Technology colors should be used when choosing darker colors that have a Light Reflecting Value (LRV) of 54 or lower. For colors with an LRV of 55 or higher (the higher the LRV, the lighter the color), you can safely use an acrylic latex paint.
- Always follow the paint manufacturer's recommendations for the use and application of the paint.
- Due to the extended cure times of paint applied to PVC cellular trim, we recommend installing Restoration Millwork first and then painting it, unless the trim is painted in a professional prefinishing operation and allowed to cure completely. Sherwin-Williams provides color-match paints for Restoration Millwork and CertainTeed vinyl siding (for details, see document CTS359, Siding & Trim VinylSafe Paint Color Guide). *CertainTeed is not liable for paint used on Restoration Millwork and/or the results of its use.*

For complete instructions for painting, please refer to Restoration Millwork Installation Guidelines (RM003).

How do I clean Restoration Millwork?

Use a soft bristle brush and a bucket of soapy water to remove normal dirt and grime. For especially stubborn stains or for mold or mildew, use a cleaner suitable for PVC products. Your local building materials retailer can supply several different brands, but test any cleaner on an inconspicuous area before you use it.

Can Restoration Millwork be used in interior applications?

Restoration Millwork cellular PVC trim is an exterior decorative trim for use only in non-load-bearing applications. It must never be used as a siding/cladding material.

Does Restoration Millwork meet Canadian Code requirements?

Yes, Restoration Millwork Exterior Trim has obtained the evaluation listing CCMC 13385-L. The report can be reviewed on our website www.certainteed.com

Does Restoration Millwork help protect the environment by using recycled material?

Yes, Restoration Millwork Exterior Trim uses 19% recycled content and is validated by the third party firm GreenCircle®. The complete Life Cycle Assessment can be reviewed on our website www.certainteed.com



CertainTeed Corporation

20 Moores Road
Malvern, PA 19355
www.certainteed.com

ASK ABOUT ALL OF OUR OTHER CERTAINTEED® PRODUCTS AND SYSTEMS:

ROOFING • SIDING • TRIM • DECKING • RAILING • FENCE
GYPSUM • CEILINGS • INSULATION

Professional: 800-233-8990 Consumer: 800-782-8777