

RESTORATION MILLWORK®


Exterior Trim


CertainTeed
SAINT-GOBAIN

CertainTeed brings exterior Living Spaces to life.

The comforts of home are no longer confined to indoor spaces. Fresh air, places to gather and room for play in the great outdoors are high on the list of must-have amenities. CertainTeed's Living Spaces collection of exterior products brings open-air enjoyment to life. With an expanded offering of siding, soffit and accessories, porch, decking, railing, trim and fence products, homeowners now have even more possibilities for accentuating, beautifying and defining life beyond four walls.

Get inspiration, see many other great examples of Living Spaces and join in the dialog about improving your outdoor living space by visiting:

 www.facebook.com/certainteedlivingspaces

 www.youtube.com/user/CTLivingSpaces

On Cover

Siding: Cedar Impressions® Double 7" Straight Edge Perfection Shingles in desert tan.

Trim: Restoration Millwork® sheets and trimboards.

CertainTeed *Living Spaces®* Creating Great Outdoor Rooms





Relax, we've got you covered. CertainTeed's expanded line of Living Spaces products means expanded opportunities for building professionals.

Professionals can now provide customers with expanded product offerings and real freedom of choice. With CertainTeed's outstanding training and support, you can also expand your capabilities.

Homeowners benefit from a wider variety of products that respond to the desire for outdoor living spaces, and are beautiful, durable and virtually maintenance free.



Create an exterior with real curb appeal...




Multiple profiles used in water-table application and skirting.



CustomCraft™, Beadboard and Shingle Mould with Trimboard.



J-Pocket Corner and Trimboard combination.



From distinctive charm to timeless style, homes dressed in Restoration Millwork trim have curb appeal that always generates a second admiring look. With so many options in trim styles, there's no limit to what you can create.

High-Performance Cellular PVC

While CertainTeed cellular PVC looks and feels like top-grade lumber, it provides performance and aesthetic advantages that wood and other materials just can't match.

- ◆ Superior quality and excellent dimensional accuracy
- ◆ Low maintenance and long-lasting UV-resistant material
- ◆ Natural white and ready to install
- ◆ Can be painted* to complement exterior colors
- ◆ Cuts and mills with traditional woodworking tools
- ◆ Class A (Class 1) Flame Spread Classification
- ◆ Meets ICC and CCMC code requirements
- ◆ Made in U.S.A.
- ◆ Contains recycled content
- ◆ 25-year limited warranty



*See Installation Guide (RM003) for instructions on painting.



CustomCraft™ routed into sunburst window header with heat formed Back Band.



Multiple profiles used in heat formed application.




Crown and Base Cap build-up with Beadboard Panel ceiling.

Make a Beautiful Entrance



First Impressions

Open the door – or window – to creative expression with Restoration Millwork profiles. From traditional and subdued to playful or dramatic, Restoration Millwork's broad range of profiles can be combined into design elements that can highlight and add drama to entranceways, while framing windows with added flair.



Choose from a variety of profiles to create any variation for door and window surrounds.

For more information and great ideas, visit www.certainteed.com/resources/rm045.pdf



Coordinate, contrast or complement with CertainTeed exterior siding colors.


Restoration Millwork stays beautiful without the need for painting. However, you can paint Restoration Millwork using Sherwin-Williams® VinylSafe™ paints* that include tints formulated to follow CertainTeed's best-in-the industry exterior products color palette. When you side your home with CertainTeed vinyl siding, you can choose paint colors from the same palette for your Restoration Millwork trim.



Start exploring preset color combinations and create your own custom exterior with on-line, interactive tools, designed to help you "Visualize Your Home" Start now at certainteed.com/colortools



**Sherwin-Williams VinylSafe Technology colors must be used when choosing darker colors that have a Light Reflecting Value (LRV) of 54 or lower. For colors with a LRV of 55 or higher (the higher the LRV, the lighter the color), you can safely use an acrylic latex paint.*



Make a statement with color

Trim color can have a dramatic effect on the look of your home.



Similar colors give you a blended look. An accent color can work in complementary fashion.



Choose a bolder accent to create striking contrasts.



Custom-painted Restoration Millwork



Painted Restoration Millwork in ivy green



Start with CertaPak™ Packaging

To assure that Restoration Millwork arrives and remains clean until ready to install, trimboards, skirtboards and beadboard are protected with CertaPak protective wrap packaging. It helps prevent dust and dirt from compromising a beautiful installation.



Join the best with TrimTight™

To assure a perfect job, and prevent callbacks, it is strongly recommended that all joints be glued in addition to proper nailing to control expansion and contraction. CertainTeed recommends TrimTight cellular PVC cement available through your local CertainTeed distributor or Extreme PVC TrimWelder® adhesive for a perfect long lasting bond.



Cortex® Hidden Fastening System

Fast and simple, the Cortex® Hidden Fastening System makes fastener heads virtually invisible—resulting in a far more beautiful finished look. Cortex fasteners provide a strong connection that can be painted. Use with CertainTeed Restoration Millwork PVC trim in both smooth and TrueTexture™ finishes. Available in 50, 250 and 750 lineal foot packages.

See **Installation Guidelines** (RM003) for more information on painting and fastening.




Home Innovation NGBS GREEN PARTNER™

This NGBS Research Labs Green Approved mark is your assurance that a product is eligible for points toward National Green Building Certification. Visit www.GreenApprovedProducts.com for more details.



Sustainability for a lifetime

CertainTeed respects the environment through the responsible development of sustainable building products and systems. CertainTeed cellular PVC Trim gives building professionals and homeowners confidence that the homes they design, build, maintain, and occupy are made with sustainable materials that enhance every project's performance and beauty.



The Finishing Touch

Sometimes it's the little things that make a big difference in creating a distinctive home exterior. Restoration Millwork trim is a subtle finishing touch that brings exterior components beautifully together, creating definition and symmetry, while allowing exterior colors, profiles and design elements to take center stage.



FinishedEdge™

Edges are heat sealed to prevent dirt from collecting on surface.

Installation

Traditional face nailing or Cortex® Hidden Fastening System.



TrueTexture™ Finish

CertainTeed's TrueTexture woodgrain finish is molded from real cedar boards, creating a realistic appearance with smooth finish on reverse side.


Smooth Finish

Smooth finish creates the appearance of clean, freshly painted wood, and is smooth on both sides.

Trimboards Nominal Size	Actual Size	Smooth / Smooth	TrueTexture Woodgrain / Smooth
5/8 in. x 6 in. x 18 ft.	5/8 in. x 5-1/2 in. x 18 ft.	●	●
5/8 in. x 8 in. x 18 ft.	5/8 in. x 7-1/4 in. x 18 ft.		●
5/8 in. x 10 in. x 18 ft.	5/8 in. x 9-1/4 in. x 18 ft.	●	●
5/8 in. x 12 in. x 18 ft.	5/8 in. x 11-1/4 in. x 18 ft.		●
1 in. x 4 in. x 12 ft.	3/4 in. x 3-1/2 in. x 12 ft.		●
1 in. x 6 in. x 12 ft.	3/4 in. x 5-1/2 in. x 12 ft.		●
1 in. x 8 in. x 12 ft.	3/4 in. x 7-1/4 in. x 12 ft.		●
1 in. x 10 in. x 12 ft.	3/4 in. x 9-1/4 in. x 12 ft.		●
1 in. x 12 in. x 12 ft.	3/4 in. x 11-1/4 in. x 12 ft.		●
1 in. x 3 in. x 18 ft.	3/4 in. x 2-1/2 in. x 18 ft.	●	
1 in. x 4 in. x 18 ft.	3/4 in. x 3-1/2 in. x 18 ft.	●	●
1 in. x 5 in. x 18 ft.	3/4 in. x 4-1/2 in. x 18 ft.	●	●
1 in. x 6 in. x 18 ft.	3/4 in. x 5-1/2 in. x 18 ft.	●	●
1 in. x 8 in. x 18 ft.	3/4 in. x 7-1/4 in. x 18 ft.	●	●
1 in. x 10 in. x 18 ft.	3/4 in. x 9-1/4 in. x 18 ft.	●	●
1 in. x 12 in. x 18 ft.	3/4 in. x 11-1/4 in. x 18 ft.	●	●
1 in. x 16 in. x 18 ft.	3/4 in. x 15-1/4 in. x 18 ft.	●	●
5/4 in. x 4 in. x 12 ft.	1 in. x 3-1/2 in. x 12 ft.		●
5/4 in. x 6 in. x 12 ft.	1 in. x 5-1/2 in. x 12 ft.		●
5/4 in. x 8 in. x 12 ft.	1 in. x 7-1/4 in. x 12 ft.		●
5/4 in. x 10 in. x 12 ft.	1 in. x 9-1/4 in. x 12 ft.		●
5/4 in. x 12 in. x 12 ft.	1 in. x 11-1/4 in. x 12 ft.		●
5/4 in. x 4 in. x 18 ft.	1 in. x 3-1/2 in. x 18 ft.	●	●
5/4 in. x 5 in. x 18 ft.	1 in. x 4-1/2 in. x 18 ft.	●	●
5/4 in. x 6 in. x 18 ft.	1 in. x 5-1/2 in. x 18 ft.	●	●
5/4 in. x 8 in. x 18 ft.	1 in. x 7-1/4 in. x 18 ft.	●	●
5/4 in. x 10 in. x 18 ft.	1 in. x 9-1/4 in. x 18 ft.	●	●
5/4 in. x 12 in. x 18 ft.	1 in. x 11-1/4 in. x 18 ft.	●	●
5/4 in. x 16 in. x 18 ft.	1 in. x 15-1/4 in. x 18 ft.	●	●

Be creative!

From window boxes to bird houses, it's easy to build unique exterior elements with Restoration Millwork trimboards.



INhanced[®]


TRIM LINE

INspired designs that enhance aesthetics.
INnovative engineering that improves performance.
INtegral components that speed installation.

That's the power and promise of the INhanced[®] Trim Line
from Restoration Millwork.

More on
◀ INhanced
Trimboards

This collection of pre-engineered, decorative components delivers extraordinary advantages from the inside out. Hidden flanges, built-in J-pockets, pre-assembled column wraps and one-piece corners enable easy installation, while authentic finishes create an incredible natural wood appearance.



Look for the **IN** to identify CertainTeed's INhanced products on the following pages:



Trimboards
page 12



Skirtboard
page 14



Corners
page 16



Column Wraps
page 18



Beadboard
page 22




InvisiPro[®] Hidden Fastening System


The InvisiPro system provides an attractive, easy-to-install alternative to traditional face nailing. Trimboards feature grooved millwork that precision-fits to flanges secured directly to the wall, working together with both nail hem flange and starter flange for a secure fit. The flanges are concealed, leaving only a face nail-free installation with no nail holes to fill.



Trimboards with Grooves						Actual Size
With J-Pocket Nominal Size	Smooth	TrueTexture Woodgrain	Without J-Pocket Nominal Size	Smooth	TrueTexture Woodgrain	
5/4 in. x 4 in. x 10 ft.	●	●	5/4 in. x 4 in. x 10 ft.	●	●	1 in. x 3-1/2 in. x 10 ft.
5/4 in. x 6 in. x 10 ft.	●	●	5/4 in. x 6 in. x 10 ft.	●	●	1 in. x 5-1/2 in. x 10 ft.



Nail Hem Flange Nominal Size	Actual Size
3-1/2 in. x 10 ft.	3-1/2 in. x 9 ft. 11-3/4 in.



Starter Flange Nominal Size	Actual Size
1 in. x 10 ft.	1 in. x 9 ft. 11-3/4 in.



J-Pockets and Cut-Outs

The built-in J-pocket eases installation of corner trim and the cut-out allows the trimboard to lie flush with the siding around windows and doors with built-in nail flanges, allowing for more perfect miter cuts at the corners.



Trimboard
w/Cut-Out



Trimboards with Cut-out			
Nominal Size	Actual Size	Smooth	TrueTexture Woodgrain
5/4 in. x 4 in. x 18 ft.	1 in x 3-1/2 in. x 18 ft.	●	●



Fascia Trimboard

Fascia trimboard with built in return leg is designed to work with a wide range of soffit materials. Available in TrueTexture and smooth finish.

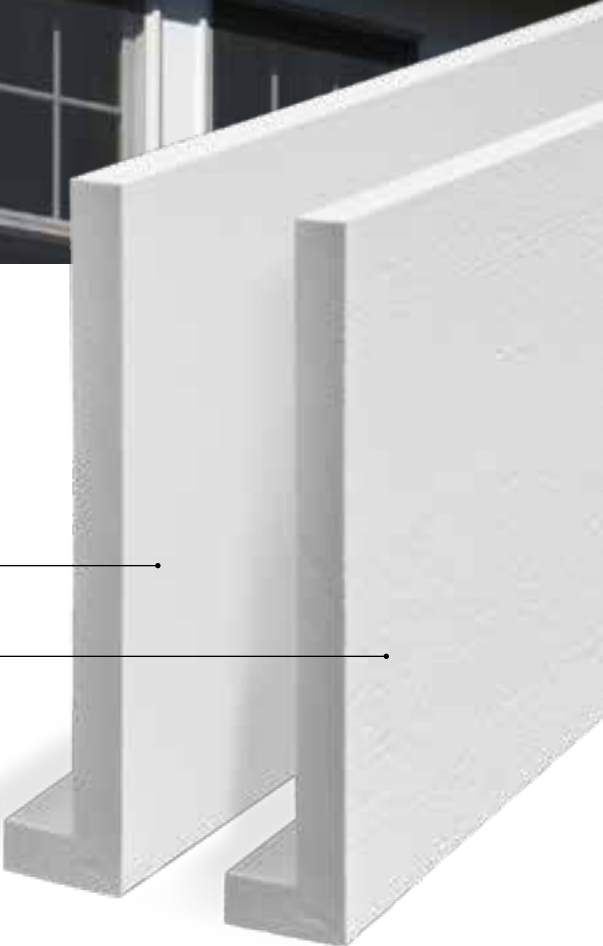
Fascia			
Nominal Size	Actual Size	Smooth	TrueTexture Woodgrain
3/4 in. x 8 in. x 18 ft.	3/4 in. x 7-1/4 in. x 18 ft.	●	●
3/4 in. x 10 in. x 18 ft.	3/4 in. x 9-1/4 in. x 18 ft.	●	●

Smooth Finish

TrueTexture Finish



Texture continues on return leg.



J-Pocket with Cut-out			
Nominal Size	Actual Size	Smooth	TrueTexture Woodgrain
5/4 in. x 4 in. x 18 ft.	1 in. x 3-1/2 in. x 18 ft.	●	●

Trimboards with J-Pocket			
Nominal Size	Actual Size	Smooth	TrueTexture Woodgrain
5/4 in. x 4 in. x 18 ft.	1 in. x 3-1/2 in. x 18 ft.	●	●
5/4 in. x 6 in. x 18 ft.	1 in. x 5-1/2 in. x 18 ft.	●	●



A Great Start, a Quality Finish

For homes with fiber cement siding, Restoration Millwork cellular PVC Skirtboard helps building professionals improve installation time and accuracy, while providing a beautiful finishing touch. Restoration Millwork Skirtboard meets U.S. building codes requiring 6 in. ground clearance when installing fiber cement siding. It's also ideally suited for use as a transition panel between fiber cement siding styles. For ultimate style flexibility, Skirtboard panels are reversible, featuring a TrueTexture™ woodgrain finish on one side and a smooth finish on the other.

Beveled for Precise Installation

Featuring a slight angle at the top lap, Fiber Cement Skirtboard is designed to match the angle of fiber cement siding panels, when used as a starter strip, enabling a perfect fit, without gaps or spaces.

DualStart® Design

Reversible Fiber Cement Skirtboard (patent-pending) panels feature a CertainTeed exclusive TrueTexture woodgrain finish on one side, and a smooth finish on the other. The top and bottom edges are identical so when flipped over there will always be a beveled edge at the top to set the first course and built-in drip edge at the bottom.


Built-In Drip Edge

Fiber Cement Skirtboard panels are identically notched on both top and bottom, creating a natural drip edge, stopping water from traveling back to the house.

Skirtboard Nominal Size	Actual Size	TrueTexture Woodgrain / Smooth
5/4 in. x 6 in. x 12 ft.	1 in. x 5-1/2 in. x 12 ft.	●
5/4 in. x 8 in. x 12 ft.	1 in. x 7-1/4 in. x 12 ft.	●

Use as a Skirtboard or Transition Panel

Fiber Cement Skirtboard can be used as a Skirtboard when starting your fiber cement siding installation, as well as a trimboard for use in transition areas between different siding styles. Fiber Cement Skirtboard is ideal for lap siding and perfection shingles, as well as with shapes.





One-piece Corners Nominal Size	Actual Size	Smooth	Smooth J-Pocket	TrueTexture Woodgrain	TrueTexture Woodgrain J-Pocket
5/4 in. x 4 in. x 4 in. x 10 ft.	1 in. x 3-1/2 in. x 3-1/2 in. x 10 ft.	●	●	●	●
5/4 in. x 4 in. x 4 in. x 20 ft.	1 in. x 3-1/2 in. x 3-1/2 in. x 20 ft.	●	●	●	●
5/4 in. x 6 in. x 6 in. x 10 ft.	1 in. x 5-1/2 in. x 5-1/2 in. x 10 ft.	●	●	●	●
5/4 in. x 6 in. x 6 in. x 20 ft.	1 in. x 5-1/2 in. x 5-1/2 in. x 20 ft.	●	●	●	●

Nail Hem Flange Nominal Size	Actual Size
3-1/2 in. x 10 ft.	3-1/2 in. x 9 ft. 11-3/4 in.

Style Around Every Corner

Restoration Millwork adds a finishing touch around every corner. One-piece corner components add style and beauty, while an optional innovative nail hem flange creates a new angle on installation ease. Corners are available in natural white, and like all Restoration Millwork components, can be painted to match or coordinate with other exterior elements.

Installation Options


With our grooved design, traditional face nailing methods can still be used on every one-piece corner style. But, for an added level of beauty, our InvisiPro® Hidden Fastening System offers a hidden, face nail-free installation option.

The PVC nail hem flange is designed to secure directly in the grooves, eliminating the need for face nailing.


- Hidden attachment points
- Secure tightly to wall with screws
- Eliminates the need to fill nail holes
- Corners can still be installed traditionally, without flange, if desired



InvisiPro Hidden Fastening System eliminates the need for face nailing.



One-piece, smooth 6 in. corner with J-pocket, using flange installation.



Smooth Finish

Smooth finish creates the appearance of clean, freshly painted wood.

TrueTexture™ Finish

CertainTeed's TrueTexture woodgrain finish is molded from real cedar boards, creating a realistic, rustic appearance.



Pre-Cut and Pre-Mitered for Fast, Easy Installation

Durable, cellular PVC Restoration Millwork Column Wraps are now available directly from CertainTeed. Column wraps are pre-cut and pre-mitered to slide around and swing closed on existing wood load-bearing 4 in. x 4 in. or 6 in. x 6 in. porch posts. Because most of the assembly and gluing is already done, Restoration Millwork Column Wrap makes installation fast and easy, always square, true, and accurate.

Simple and versatile, with 2 column widths — 8 in. x 8 in. and 10 in. x 10 in., and 2 Cap/Base Trim set designs — Restoration Millwork Column Wrap helps installations move faster, while adding long-lasting beauty to porch designs and other exterior areas.



2 Styles, 2 Sizes

8 in. x 8 in. x 9 ft.

10 in. x 10 in. x 9 ft.

Each size available with:
Estate Cap/Base Trim Set
Classic Cap/Base Trim Set




The Estate
Cap/Base Set



The Classic Cap/Base Set



Pre-Cut and Pre-Mitered...
Always square, true,
and accurate.



1. Attach Blocking

Secure the included blocking around an existing 4 in. x 4 in. or 6 in. x 6 in. load-bearing post. The blocks help reinforce and square up the column installation.

2. Slide Wrap Around an Existing Post

Slide the three-sided Column Wrap with the swinging door closure around the post. Column Wrap comes cut to length for 9 ft. openings, and can be field cut to 8 ft. or adjusted to work up to 10 ft.

3. Swing Door Closed

Apply PVC adhesive to facing edges and close the door on the wrap for a clean, secure finish. Pre-cut, pre-mitered, and in 2 widths, with 2 Cap/Base Trim Sets to choose from, Column Wraps add a touch of traditional elegance.



The Craftsman's Choice

The mark of true craftsmanship is an imagination that knows no limits and the skill to bring ideas to life. Restoration Millwork sheets offer a blank canvas of design possibilities. Available in a full selection of custom and standard sizes and shapes, sheets can be used to create distinctive, one-of-a-kind exterior elements that are as beautiful as they are durable.

TrueTexture™ Finish

CertainTeed's TrueTexture woodgrain finish is molded from real cedar boards, creating a realistic appearance with smooth finish on reverse side.

Smooth Finish

Smooth finish creates the appearance of clean, freshly painted wood, and is smooth on both sides.

Sheets Nominal Size	Actual Size	Smooth / Smooth	TrueTexture Woodgrain / Smooth
3/8 in. x 4 ft. x 8 ft.	3/8 in. x 4 ft. x 8 ft.	●	●
3/8 in. x 4 ft. x 10 ft.	3/8 in. x 4 ft. x 10 ft.	●	
3/8 in. x 4 ft. x 18 ft.	3/8 in. x 4 ft. x 18 ft.	●	
1/2 in. x 4 ft. x 8 ft.	1/2 in. x 4 ft. x 8 ft.	●	●
1/2 in. x 4 ft. x 10 ft.	1/2 in. x 4 ft. x 10 ft.	●	
1/2 in. x 4 ft. x 18 ft.	1/2 in. x 4 ft. x 18 ft.	●	
5/8 in. x 4 ft. x 8 ft.	5/8 in. x 4 ft. x 8 ft.	●	
5/8 in. x 4 ft. x 10 ft.	5/8 in. x 4 ft. x 10 ft.	●	
5/8 in. x 4 ft. x 18 ft.	5/8 in. x 4 ft. x 18 ft.	●	
3/4 in. x 4 ft. x 8 ft.	3/4 in. x 4 ft. x 8 ft.	●	●
3/4 in. x 4 ft. x 10 ft.	3/4 in. x 4 ft. x 10 ft.	●	
3/4 in. x 4 ft. x 12 ft.	3/4 in. x 4 ft. x 12 ft.	●	
3/4 in. x 4 ft. x 18 ft.	3/4 in. x 4 ft. x 18 ft.	●	
3/4 in. x 4 ft. x 20 ft.	3/4 in. x 4 ft. x 20 ft.	●	
1 in. x 4 ft. x 8 ft.	1 in. x 4 ft. x 8 ft.	●	
1 in. x 4 ft. x 10 ft.	1 in. x 4 ft. x 10 ft.	●	
1 in. x 4 ft. x 12 ft.	1 in. x 4 ft. x 12 ft.	●	
1 in. x 4 ft. x 18 ft.	1 in. x 4 ft. x 18 ft.	●	
1 in. x 4 ft. x 20 ft.	1 in. x 4 ft. x 20 ft.	●	
CustomCraft			
1-1/2 in. x 4 ft. x 8 ft.	1-1/4 in. x 4 ft. x 8 ft.	●	

CustomCraft™

Restoration Millwork CustomCraft boards and sheets for custom fabrication feature extra thickness, so they reduce time and labor costs related to laminating and creating custom designs. CustomCraft Sheets are available in 1-1/2 in. x 4 ft. x 8 ft. (1-1/4 in x 4 ft. x 8 ft. actual)









Start with one of the many profiles available or make your own mouldings and trim pieces.



Beadboard



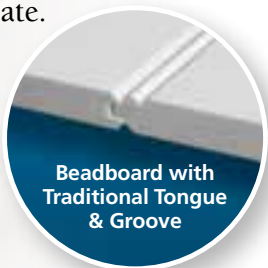
Beadboard, 2TL, 3TL and WP4 are designed to be reversible, which allows for two unique looks from the same board.




Restoration Millwork now offers reversible panels pre-cut with a WP4 groove on one side and a 1/4 in. Nickel Gap on the other to help create the desired look for your project. The new profiles were developed with the TightLap™ design to provide a larger nailing area and easier installation.

The Choice is Yours!

Whether the job calls for Traditional Beadboard, larger panels or craftsmen inspired patterns, Restoration Millwork cellular PVC offers the right solution to make an authentic statement. Now, with more Beadboard options and the new TightLap™, there's no limit to what you can create.



Beadboard with
Traditional Tongue
& Groove



Beadboard with
TightLap



TightLap is designed to have a larger nailing area with the security of tongue and groove.



Reversible pattern allowing
for WP4 groove or 1/4 in.
Nickel Gap in one board



WP4 / Nickel Gap
(3/4 in. x 6 in. x 18 ft. Nominal)
With TightLap™

Beadboard
(1/2 in. x 5-1/2 in. x 18 ft.
Nominal)
With Tongue & Groove

Beadboard 2TL
(1/2 in. x 6 in. x 18 ft. Nominal)
With TightLap™

Beadboard 3TL
(1/2 in. x 8-1/2 in. x 18 ft.
Nominal) With TightLap™
installs up to 30% faster than
standard 5 in. beadboard



Beadboard Panel
Standard Lap

Beadboard Panel
(1/2 in. x 4 ft. x 8 ft. Nominal)
(1/2 in. x 4 ft. x 10 ft. Nominal)



The Elements of Style




In the hands of a true craftsman, millwork is a tool for expressing creativity, attention to detail and a commitment to quality. With Restoration Millwork, there are so many ways for a craftsman to make his mark — and for homeowners to define their style. From accents to details, traditional designs to contemporary statements, Restoration Millwork's broad selection of millwork components and trimboard sizes make it easy to create a distinctive custom look*.



Crown Moulding

Derived from a classic style dating back to the golden age of Greek architecture, #45, #47 and #49 crown is used to bridge the corner between wall and ceiling.



Base Cap

Base mouldings provide a grounding element of architectural millwork appropriate for any traditional or contemporary application requiring exceptional depth of wood work design.

Bed Mould

Historically the moulding or group of mouldings immediately beneath the corona of a cornice that is used as a transition above the frieze.

* For more information and great ideas, visit www.certainteed.com/resources/rm045.pdf



SHINGLE MOULD
11/16 in. x 1-5/8 in. x 16 ft.



BED MOULD
9/16 in. x 1-5/8 in. x 16 ft.



BRICKMOULD
1-1/8 in. x 2 in. x 7 ft., 10 ft., 17 ft.



PAINT GRADE BRICKMOULD
1-1/8 in. x 2 in. x 7 ft., 10 ft., 17 ft.



356 CASING
11/16 in. x 2-1/4 in. x 16 ft.




RB3 CASING
1-7/64 in. x 3-7/16 in. x 16 ft.



BACK BAND
1-3/16 in. x 4-1/2 in. x 16 ft.




ADJUSTABLE BACK BAND
1-11/32 in. x 1-13/32 in. x 16 ft.



INSIDE CORNER POST
1-1/4 in. x 1-1/4 in. x 10 ft.



J-CHANNEL BRICKMOULD
1-1/4 in. x 2 in. x 17 ft.



#45 CROWN
9/16 in. x 5-1/4 in. x 16 ft.



#47 CROWN
11/16 in. x 4-5/8 in. x 16 ft.



#49 CROWN
11/16 in. x 3-5/8 in. x 16 ft.



RAMS CROWN
1-13/32 in. x 2-1/16 in. x 16 ft.



LATTICE
1/4 in. x 1-1/2 in. x 16 ft.



RAKE
1 in. x 2 in. x 16 ft.



BASE CAP
11/16 in. x 1-1/8 in. x 16 ft.



DRIP CAP
11/16 in. x 1-5/8 in. x 16 ft.



HISTORIC SILL
1-3/4 in. x 2-13/16 in. x 16 ft.



NEW ENGLAND SILL
1-3/4 in. x 2-1/32 in. x 16 ft.



SILL
1-1/4 in. x 5 in. x 16 ft.



SILL NOSE
1-5/16 in. x 1-3/8 in. x 16 ft.



COVE MOULDING
3/4 in. x 3/4 in. x 16 ft.



QUARTER ROUND
3/4 in. x 3/4 in. x 16 ft.



WATER TABLE
2 in. x 2-3/4 in. x 16 ft.

Special Order Profiles Available.

Special Order Profiles must be ordered in full box quantities.

Extended lead times will apply. Contact your CertainTeed Territory Manager for product guidelines, minimum quantities and pricing.



CertainTeed products are designed to work together and complement each other in color and style to give your home a beautiful finished look.



POLYMER SHAKES & SHINGLES



ROOFING AND VENTILATION



FENCE



INSULATED SIDING



PVC EXTERIOR TRIM & BEADBOARD



DECKING AND RAILING



VINYL SIDING



VINYL CARPENTRY® TRIM



HOUSEWRAP



Professional: facebook.com/CertainTeedFreedomofChoice
Consumer: facebook.com/CertainTeedLivingSpaces



youtube.com/CertainTeedCorp
youtube.com/CTLivingSpaces



CertainTeed Corporation

20 Moores Road
 Malvern, PA 19355
www.certainteed.com

ASK ABOUT ALL OF OUR OTHER CERTAINTEED® PRODUCTS AND SYSTEMS:

ROOFING • SIDING • TRIM • DECKING • RAILING • FENCE
 GYPSUM • CEILINGS • INSULATION

Professional: 800-233-8990 Consumer: 800-782-8777

© 01/18 CertainTeed Corporation, Printed in the USA Code No. RM001