





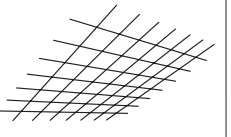
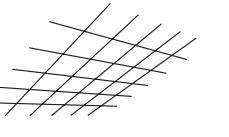
Features and Benefits

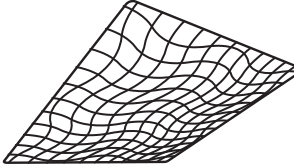


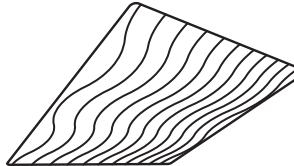


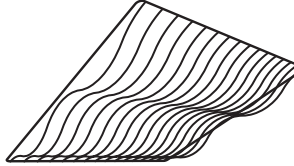
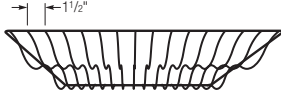

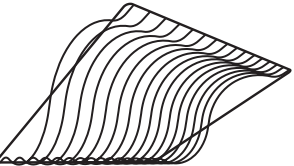

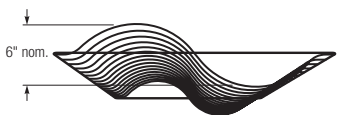
- Metal, woven lay-in panels with powder-coated finish are abuse resistant and highly durable.
- Four cell sizes offer flexibility to meet design and budget needs.
- Combine with the GRIDWARE™ suspension system to create custom ceiling system.
- Easy installation into standard DONN® brand suspension systems.
- Easily accommodates lightweight signage.
- Available in High-Gloss White, Advantage colors, Chrome, and custom colors.

Applications

- Accent areas
- Educational
- Health care
- Retail stores

| | | |
|----------------------------|-----------------------|---|
| Product Information | Materials | Robotically welded steel wire. |
| | Finishes | High-Gloss White, Advantage colors, Chrome, and custom colors . |
| | Typical Size | 2' x 2'. |
| | Wire Thickness | Panels are 1/8"; Forms are 3/16". |

| | | | | |
|---|---|---|--|---|
| WireWorks Ceiling Panels 2' x 2' 1/8" Wire | 1" x 1" Cells | 2" x 2" Cells | 3" x 3" Cells | 4" x 4" Cells |
| |  |  |  |  |

| | | | | |
|---|-------------------|---|--|---|
| WireWorks Forms 2' x 2' 3/16" Wire | Weave | Pattern | Front Profile | Side Profile |
| | |  |  |  |
| | Ripple |  |  |  |
| | Small Wave |  |  |  |
| | Big Wave |  |  |  |

Supporting technical literature

IC34103

Recycled content

Contact Technical Service at 800-USG-4YOU.

Metric equivalents

Contact Technical Service for additional information.

Safety First!

Follow good safety and industrial hygiene practices during handling and installation of all products and systems. Take necessary precautions and wear the appropriate personal protective equipment as needed. Read material safety data sheets and related literature on products before specification and/or installation.