



# INFUSIONS<sup>®</sup>

Accent  
Canopies

Inspiring Great Spaces<sup>®</sup>

**Armstrong<sup>®</sup>**  
CEILING SOLUTIONS



# Make an IMPACT

Create a focal point. Accentuate an area with a splash of color or a simple pattern. If you have the canvas, we can provide the tools!

## **Mix...**

Blend classic and modern, fabric and translucent looks. New bold hues and golden patterns play well with other Armstrong® Ceiling and Wall finishes.

## **...and Mingle.**

Infuse some fun into your next ceiling design. Canopies are available in 2' x 5', 2' x 6', and 4' x 10' sizes. Suspend them from the ceiling or anchor them to the wall. Mingle Hills with Valleys, or just let them flow as far as the eye can see.

## With a Rainbow of Options

Infusions® Canopies; Wichita State University, ►  
Rhatigan Student Center, Wichita, KS;  
Howard + Helmer Architects



# INFUSIONS® Canopies


Mix and Match Solids  
and Patterns.

## KEY SELECTION ATTRIBUTES


- Define spaces, accentuate an area, provide focus, or create ceiling artwork
- Mix and match sizes and shapes
- Standard components allow you to create custom configurations
- Suspend individually or in groups
- Lighting can enhance the impact of canopies
- Strong, impact-resistant edges
- Installation is fast and simple – no special tools required



Solids



Textures



Patterns



▲ Infusions® Accent Canopies in Graphix Stripes Sedona/Saffron (GSSS); Europa Café, New York, NY; Norman Glavas Architects, New York, NY



## TYPICAL APPLICATIONS

High visibility and focus areas, including:

- Hospitality and retail
- Office
- Healthcare
- Education
- Lobbies/atriums (recommended for 4' x 10' canopies)
- Exposed structure areas
- Transportation

▲ Infusions® canopies in Blue Iris; SPARK Holy Redeemer Hospital, Meadowbrook, PA; MPM Studio, Pleasantville NJ


# INFUSIONS® Accent Canopies

## PATTERNS

### Goldtones




Honey Canvas  
(THC)



Spun Copper  
(TSC)



Crushed Copper  
(TCC)



Linen Gold  
(TLG)

### Linens



Natural Linen  
(TNL)



Blue Linen  
(TBL)

### Tone-on-tones




Chalk Folio  
(TCF)



White Circlets  
(TWC)



Silver Orbit  
(TSR)




Indigo Surf  
(TNS)

### Crystallines



Crystalline Focus  
(TCR)



Crystalline  
Silverado (TSV)



Crystalline Sky  
(TSY)


### Arbors



Clear Arbor  
(TCA)



Blue Arbor  
(TBA)



Orange Arbor  
(TOA)



Red Arbor  
(TRA)

## SOLIDS

### 2' x 5' and 2' x 6'



Cultured Pearl  
(TCP)



Inspiration Ice  
(TNC)



Calm Water  
(TCW)



Natural Faith  
(TNF)




Loyalty Latte  
(TLL)



Caribbean  
Renewal (TAR)



Sage Happiness  
(TSH)




Budding  
Creativity (TBD)



Tranquility Teal  
(TTT)



Peace Blue  
(TPB)




Sheer Iris  
(TSI)



Blueberry Bliss  
(TBB)



Saffron Energy  
(TSE)



Sedona Spirit  
(TSS)




Red Fire  
(TRF)



Cinnamon Sanity  
(TCS)

### SoundScapes® Colors\*



Refined Kiwi  
(TRK)



Refined Reef  
(TRR)



Refined Lagoon  
(TRL)



Refined Plum  
(TRP)



Refined Tangerine  
(TRT)



Refined  
Cranberry (TRC)



Refined Black  
(TRB)

\* Now, Infusions® Accent Canopies colors coordinate with SoundScapes® Acoustical Canopies and Shapes, as well as Infusions Lay-in panels, Partitions, Walls, and Wings. Visit [armstrongceilings.com/infusions](http://armstrongceilings.com/infusions) for more information.

NOTE: Due to printing limitations, shades may vary from actual product.



CASE  
STUDY

# Kaufman Stadium SPOTLIGHT

“Kansas City Royals’ Kauffman Stadium’s iconic feature is its 322-foot wide water spectacular – the largest privately funded fountain in the world, which shoots into action during key plays of the baseball games. During the ballpark’s \$250 million renovation, this feature influenced the interiors as well as the exterior and became a key design element of a new outfield walkway. We selected the Infusions® Canopies to bring the idea of water movement into the entry lobby – the first interior experience of the ballpark, which incorporates well with the native limestone feature walls, demonstrating the continuity between earth and water. Also, the translucent blue calls not only to water, but to the Royals’ primary team color.”

Kara Boshart  
Associate – NCIDQ, LEED® AP  
Populous  
Kansas City, Missouri

# INFUSIONS® Accent Canopies


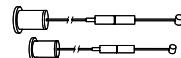

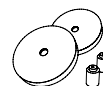
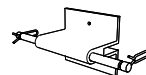



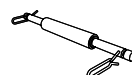




## PANEL SELECTION

### VISUAL SELECTION

Item No. ♦	Dimensions (Inches)	Colors	Pcs./Ctn.	Kit Contents
INFUSIONS® Accent Canopies – 48" x 120" Panel Kits				
54101__	48 x 120 x 5/8"	See page 6 for color options	1	– Flat Infusions panel (1 or 2) with nominal 48" Aluminum Extrusions (2 per panel) attached – Cables to form arcs (30° or 50°)
54102__	48 x 120 x 5/8"	See page 6 for color options	2	
INFUSIONS Accent Canopies – 24" x 60" and 24" x 72" Panel Kits				
54051__	24 x 60 x 1/4"	See page 6 for color options	1	– Flat Infusions panel (1 or 2) with nominal 24" Aluminum Extrusions (2 per panel) attached – Cables to form arcs (60° or 90°)
54052__	24 x 60 x 1/4"	See page 6 for color options	2	
54061__	24 x 72 x 1/4"	See page 6 for color options	1	
54062__	24 x 72 x 1/4"	See page 6 for color options	2	

♦ When specifying or ordering, include the appropriate 3-letter suffix (e.g. 54051 C H I)

### ACCESSORY SELECTION

Item	Description		
Hanging Kits			
7004	Standard 8' Hanging Kit	N/A	
7005	Extended Hanging Kit – 16'	Allows for extended drops from deck and bottom end adjustment of height at panel	
7010	Extended Hanging Kit – 30'	Same as 7005 above except 30' cables (2)	
7041	Dual Canopy Hanging Kit	Links two canopies end-to-end with one yoked wire to minimize visible wires	
Wall & Ceiling Kits			
7006	Escutcheon Kit	Used when hanging canopy below an existing ceiling	
7008	Wall Attachment Kit	Anchors canopies side-by-side to a wall	
7009	Wall End Attachment Kit	Used at ends when linking single or multiple canopies	
Linking Kits			
7042	Flush Spacing Kit	Links two canopies side-by-side with flush spacing	
7043	1/2" Spacing Kit	Links two canopies side-by-side with 1/2" spacing	
7007	3" Spacing Kit	Links two canopies side-by-side with 3" spacing	
7044	Single Hinge Linking Kit	Links two canopies end-to-end, two kits typically needed	
7045	Dual Hinge Flush Linking Kit	Links four canopies together end-to-end and flush side-to-side	
7046	Dual Hinge 1/2" Linking Kit	Links four canopies together end-to-end and with 1/2" spacing side-to-side	
7047	Dual Hinge 3" Linking Kit	Links four canopies together end-to-end and with 3" spacing side-to-side	

NOTE: Accessory kits are compatible with all canopy sizes.

See panel arc details and Infusions® Accent Canopies Technical Guide, CS-3908, for layout and configuration ideas. If you need assistance identifying what and how many accessory kits are needed for your project, contact TechLine at 1 877 276 7876.

# INFUSIONS® Accent Canopies

## PHYSICAL DATA

### Material

Polycarbonate

### Surface Finish

Smooth

### Fire Performance

Infusions® Accent Canopies have been tested according to NFPA 286 and are equivalent to Class A Interior Finish as defined by the International Building Code.

Designers and Installers are advised to consult a fire protection engineer, NFPA 13, and local codes for guidance where automatic fire detection and suppression systems are present.

Contact TechLine at 1 877 276-7876 for specific U.S. and Canadian fire performance data.

### Design Considerations

Do not cut holes in or drill through Infusions® Accent Canopies. Doing so may cause the panel to bend in an irregular fashion.

Infusions panels are not approved for exterior application.

### Installation Considerations

Do not allow the edges of the shapes to get wet or be exposed to moisture.

Infusions Accent Canopies can be damaged by exposure to high temperatures. The temperature of the shapes should not be permitted to exceed 100°F.

Follow the guidelines below for minimum distance from standard light sources.

LAMP TYPE	LABEL WATTAGE	MINIMUM DISTANCE
Halogen FL XL PAR 30	60	14"
Incandescent Bulb	120	15"
Quartz Halogen Work Light	500	23"

Additional light transmission information is available at [armstrongceilings.com/infusions](http://armstrongceilings.com/infusions)

Use the assembled canopy weights provided in this table to select mounting hardware that will meet this requirement.

MATERIAL	24" x 60"	24" x 72"	48" x 120"
Solid Polycarbonate	21 lbs	25 lbs	N/A

### Seismic Restraint

Refer to ASCE 7-10, Section 13.5 Architectural Components, for seismic requirements. Section 13.5, item 2 refers to 13.2.3 Consequential Damage.

### Suspension System

Canopy-specific hardware must be ordered based on your design plan.

For details and some design guidelines, contact TechLine or visit [armstrongceilings.com/infusions](http://armstrongceilings.com/infusions)

### Warranty

Details at [armstrongceilings.com](http://armstrongceilings.com)

### Weight; Pieces/Carton

	24" x 60"	24" x 60"	24" x 72"	24" x 72"	48" x 120"	48" x 120"
PANEL MATERIAL	2 pcs/ctn	1 pc/ctn	2 pcs/ctn	1 pc/ctn	2 pcs/ctn	1 pc/ctn
Solid Polycarbonate	42 lbs	21 lbs	50 lbs	25 lbs	N/A	N/A

### ACCESSORY KITS

7004 – 0.3 lbs      7006 – 0.1 lbs      7008 – 0.4 lbs      7010 – 0.7 lbs

7005 – 0.5 lbs      7007 – 0.2 lbs      7009 – 0.2 lbs

All other accessory kits weigh less than 1 lb each.

▼ Infusions® Accent Canopies, 2' x 6' in Crystalline Focus; Eastern Connecticut State University, Willimantic, CT; Svigals + Partners



# TAKE THE NEXT STEP

## 1 877 276 7876

Customer Service Representatives  
7:45 a.m. to 5:00 p.m. EST  
Monday through Friday

**TechLine** – Technical information, detail drawings,  
CAD design assistance, installation information,  
other technical services – 8:00 a.m. to 5:30 p.m. EST,  
Monday through Friday. FAX 1 800 572 8324  
or email: [techline@armstrongceilings.com](mailto:techline@armstrongceilings.com)

## [armstrongceilings.com/commercial](http://armstrongceilings.com/commercial)

Latest product news  
Standard and custom product information  
Online catalog  
CAD, Revit®, SketchUp® files  
A Ceiling for Every Space® Visual Selection Tool  
Product literature and samples – express service  
or regular delivery  
Contacts – reps, where to buy, who will install

## YOU INSPIRE™ SOLUTIONS CENTER

1 800 988 2585  
email: [solutionscenter@armstrongceilings.com](mailto:solutionscenter@armstrongceilings.com)  
[armstrongceilings.com/youinspire](http://armstrongceilings.com/youinspire)

### Design Assistance

Collaborative design  
Detail drawings  
Specifications  
Planning and budgeting

### Pre-construction Assistance

Layout drawings for standard  
and premium products  
Project installation recommendations  
Contractor installation assistance

**you inspire™**  
solutions center

helping to bring your one-of-a-kind ideas to life

Revit® is a registered trademark of Autodesk, Inc.; SketchUp® is a registered trademark of Trimble, Inc.;  
Declare™ is a service mark of International Living Future Institute.  
LEED® is a registered trademark of the U.S. Green Building Council.  
Inspiring Great Spaces® is a registered trademark of AFI Licensing LLC  
All other trademarks used herein are the property of AWI Licensing LLC and/or its affiliates  
© 2018 AWI Licensing LLC Printed in the United States of America

[armstrongceilings.com/infusions](http://armstrongceilings.com/infusions)

On the cover: ►  
Corporate Training Facility,  
Schriever, LA

## Inspiring Great Spaces®

**Armstrong®**  
CEILING SOLUTIONS