



# METAL WORKS™ 3D

Inspiring Great Spaces®



**Armstrong®**  
CEILING SOLUTIONS

# METALWORKS™ 3D

Tegular  
smooth texture




CAD/Revit® drawings at:  
[armstrongceilings.com](http://armstrongceilings.com)



MetalWorks™ 3D on Suprafine® XL® suspension system

plus...  
capabilities  
to do more



[armstrongceilings.com/capabilities](http://armstrongceilings.com/capabilities)  
See more photos at:  
[armstrongceilings.com/photogallery](http://armstrongceilings.com/photogallery)

Now get Total Acoustics® performance with MetalWorks™ 3D perforated panels – excellent noise reduction and sound blocking in one system.


## KEY SELECTION ATTRIBUTES

- **new** Get total noise control and design flexibility with Total Acoustics® ceiling panels: NRC + CAC = Total Acoustics® performance
- Define and accentuate spaces with unique 3D look
- MetalWorks™ 3D panels are part of the Sustain® portfolio and meets the most stringent sustainability compliance standards today. Unperforated (M1) panels only.
- Reflections™ laminate finishes provide wood-look visual
- Standard Tegular and 1", 2", 3", and 4" panel heights
- Easy to install
- Perforation option available for acoustics
- Durable – Washable, Scrubbable, Impact, Soil-resistant

## COLOR SELECTION

Due to printing limitations, shade may vary from actual product.

### MetalWorks™



Whitelume (WHA) Silverlume (SIA) Gun Metal (MYA)

Part of the Sustain® portfolio, meeting sustainability compliance standards

### Reflections™ Laminate Finishes



Arctic Maple (LAM) Natural Maple (LNMP) Rock Maple (LRM) Light Cherry (LLC) Custom Colors and Finishes Available Natural Oak (LNOIE) Pecan (LPC) Walnut (LWN)

## PERFORATION OPTIONS

(1:2 scale shown)



M1 (Unperforated) M15 (Rd 1612)



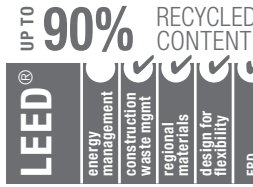
Custom Perforations Available

# METALWORKS™ 3D

Regular  
smooth texture

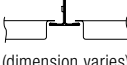
**Declare**<sup>SM</sup>  
Living Building  
Challenge Compliant

**SUSTAIN**<sup>®</sup>  
High Performance  
Sustainable  
Ceiling Systems  
Unperforated (M1)



For LEED contribution contact TechLine

## VISUAL SELECTION

Edge Profile	Item No. ♦	Dimensions Nominal W x L x H (Inches) Custom Sizes Available	Fire Rating**
<b>METALWORKS™ 3D Tegular</b>			
9/16" Square Tegular  (dimension varies)	<b>7220</b> _ _ _ _	24 x 24 x 5/16" Down Tegular	Class A / Class B
	<b>7220UP1</b> _ _ _ _	24 x 24 x 1" Up Tegular	
	<b>7220DN1</b> _ _ _ _	24 x 24 x 1" Down Tegular	
	<b>7220UP2</b> _ _ _ _	24 x 24 x 2" Up Tegular	Class A / Class B
	<b>7220DN2</b> _ _ _ _	24 x 24 x 2" Down Tegular	
	<b>7220UP3</b> _ _ _ _	24 x 24 x 3" Up Tegular	
	<b>7220DN3</b> _ _ _ _	24 x 24 x 3" Down Tegular	Class A / Class B
	<b>7220UP4</b> _ _ _ _	24 x 24 x 4" Up Tegular	
	<b>7220DN4</b> _ _ _ _	24 x 24 x 4" Down Tegular	

- ♦ When specifying or ordering, include the appropriate perforation and color suffix with the item number (e.g. 7220 M 1 W H A).  
\* Light reflectance is for unperforated Whitelume.  
\*\* Class A fire rating on MetalWorks™ painted finishes and Class B on Reflections laminate finishes.

## PERFORMANCE


Dots represent high level of performance.

Light Reflect*	Wash	Scrub	Impact	Soil
(White Only)				
0.77	•	•	•	•
0.77	•	•	•	•
0.77	•	•	•	•

Durability

## ACOUSTICAL INFORMATION

Performance determined by perforation size

Perforation	Infill Panel Item Number	NRC	+	CAC	=	Total Acoustics <sup>1</sup>
	8200100	0.90		N/A		—
	5823	0.90		N/A		—
	1713	0.70		37		BETTER
	2820	0.80		35		BEST

<sup>1</sup> Total Acoustics® ceiling panels have an ideal combination of noise reduction and sound-blocking performance in one product.  
**GOOD** (NRC 0.60-0.65; CAC 35+)  
**BETTER** (NRC 0.70-0.75; CAC 35+)  
**BEST** (NRC 0.80+; CAC 35+)  
For perforation % open area, refer to Pg. 118.  
For infill panel information, refer to Pg. 156.

## TOTAL ACOUSTICS® PANEL INSTALLATION

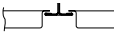


MetalWorks™ 3D ceiling panel with School Zone® Fine Fissured™ 1713 acoustic infill panel for Total Acoustics® performance

## ACCESSORIES

Item No.	Description	Dimensions Nominal W x L x H (Inches)	Color	Pieces/ Carton
<b>8200100</b>	1" Fiberglass Infill Panel	24 x 24 x 1"	Black	12
<b>5823</b>	BioAcoustic™ Infill Panel	24 x 24 x 5/8"	Black-Matte	12
<b>1713</b>	School Zone® Fine Fissured™ Square Lay-in Acoustic Panel	24 x 24 x 3/4"	White	14
<b>2820</b>	Calla® Square Lay-in Acoustic Panel	24 x 24 x 1"	White	10

## SUSPENSION SYSTEMS

9/16"   
Suprafine® XL®  
Coordinating suspension systems and Axiom® trim available for painted colors.  
Black suspension and Axiom trim are suggested for Reflections™ wood looks finish.  
Consult [armstrongceilings.com](http://armstrongceilings.com) for full suspension and trim selections.

## PHYSICAL DATA

**Material**  
Aluminum – thickness 0.040"

**Surface Finish**  
Reflections™ laminate finishes: Vinyl-faced membrane  
Painted finishes: Factory-applied polyester paint  
Custom colors also available.

**Fire Performance**  
Painted aluminum tested per ASTM E84 and CAN/ULC S102. Flame Spread Index 25 or less. Smoke Developed Index 50 or less. Laminate finishes tested per ASTM E84. Flame Spread Index 75 or less. Smoke Developed Index 450 or less.

**ASTM E1264 Classification**  
Fire Class – Class A (painted)  
– Class B (laminate)  
Unperforated – Type XX, Pattern G  
Perforated – Type XX, Pattern C

**Design Consideration**  
Panels may show a small area of exposed metal edge due to the forming process. Edge paint is available to minimize this effect.

**Warranty**  
Details at [armstrongceilings.com](http://armstrongceilings.com)

**Weight; Square Feet**  
7220 – 0.55 lbs/SF  
7220UP1 – 0.60 lbs/SF  
7220DN1 – 0.60 lbs/SF  
7220UP2 – 0.70 lbs/SF  
7220DN2 – 0.70 lbs/SF  
7220UP3 – 0.80 lbs/SF  
7220DN3 – 0.80 lbs/SF  
7220UP4 – 1.00 lbs/SF  
7220DN4 – 1.00 lbs/SF

METALWORKS™ 3D

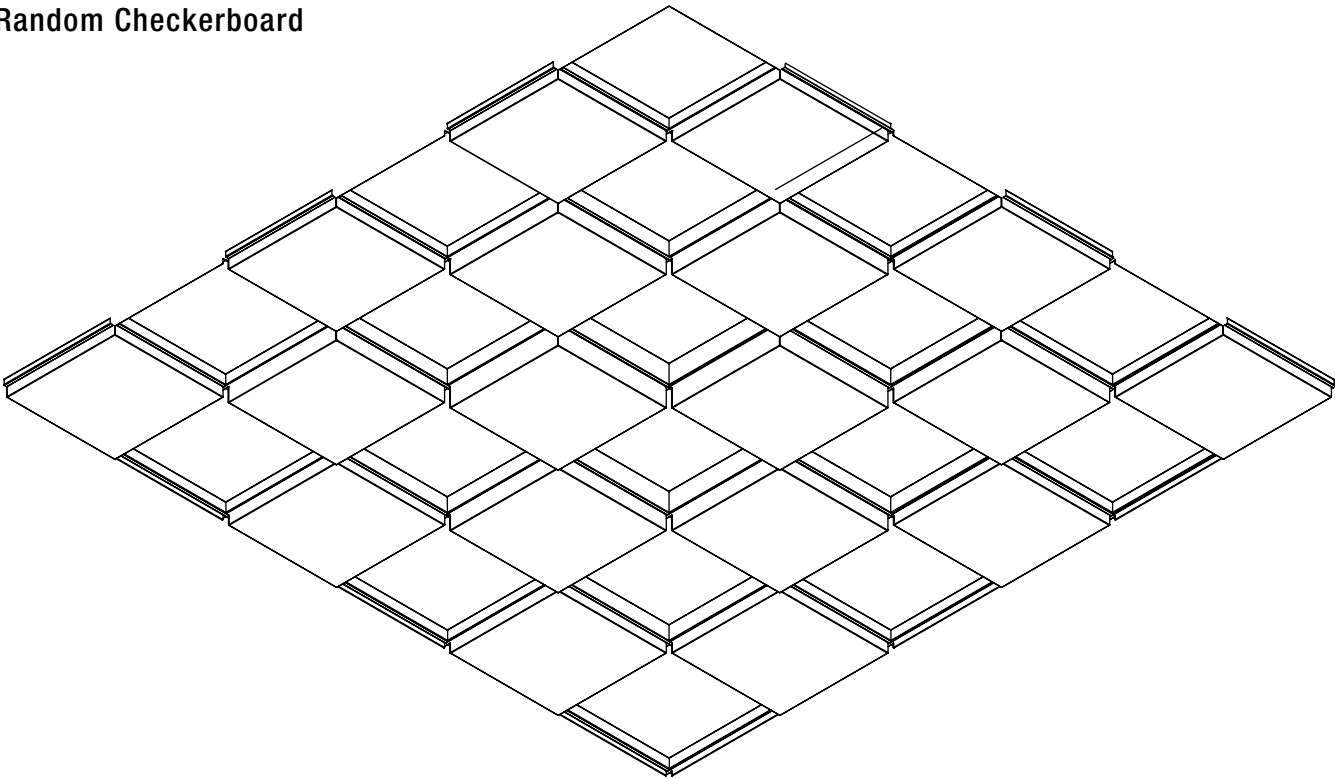
Tegular  
smooth texture

DESIGN IDEAS



Installation View  
(The Lounge at Gusto reflected ceiling plan)

Random Checkerboard



1↑	1↓	1↑	1↓	1↑	1↓	1↑	1↓
1↓	2↑	2↓	2↑	2↓	2↑	2↓	1↑
1↑	2↓	3↑	3↓	3↑	3↓	2↑	1↓
1↓	2↑	3↓	4↑	4↓	3↑	2↓	1↑
1↑	2↓	3↑	4↓	4↑	3↓	2↑	1↓
1↓	2↑	3↓	3↑	3↓	3↑	2↓	1↑
1↑	2↓	2↑	2↓	2↑	2↓	2↑	1↓
1↓	1↑	1↓	1↑	1↓	1↑	1↓	1↑

To create this design, you  
will need to order:

Item #	Pieces
7220UP1	14
7220DN1	14
7220UP2	10
7220DN2	10
7220UP3	6
7220DN3	6
7220UP4	2
7220DN4	2

# METALWORKS™ 3D

Tegular  
smooth texture

## DESIGN IDEAS



Installation View

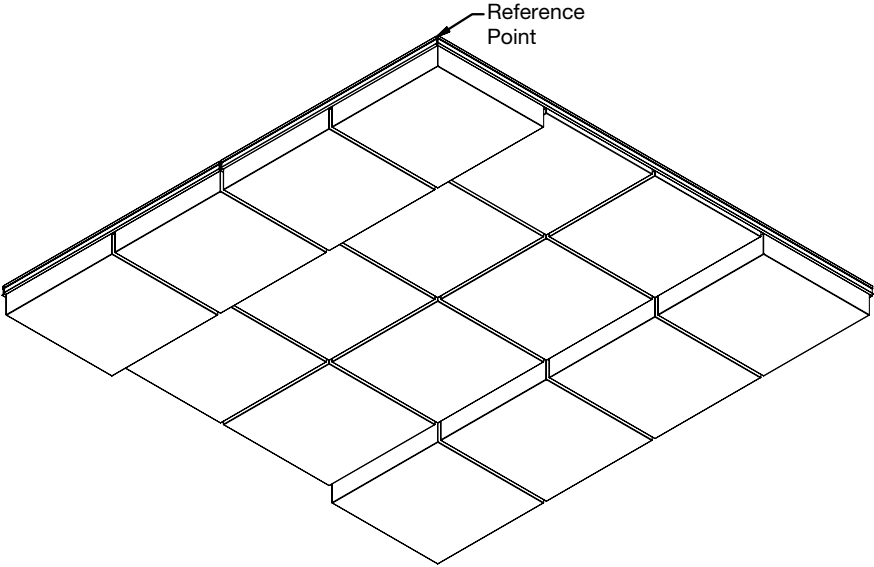
### Linear Triple Down

4↓	4↓	4↓	4↓
1↓	1↓	1↓	1↓
1↓	1↓	1↓	1↓
4↓	4↓	4↓	4↓

To create this design, you will need to order:

Item #	Pieces
7220UP1	8
7220DN4	8

Reference Point



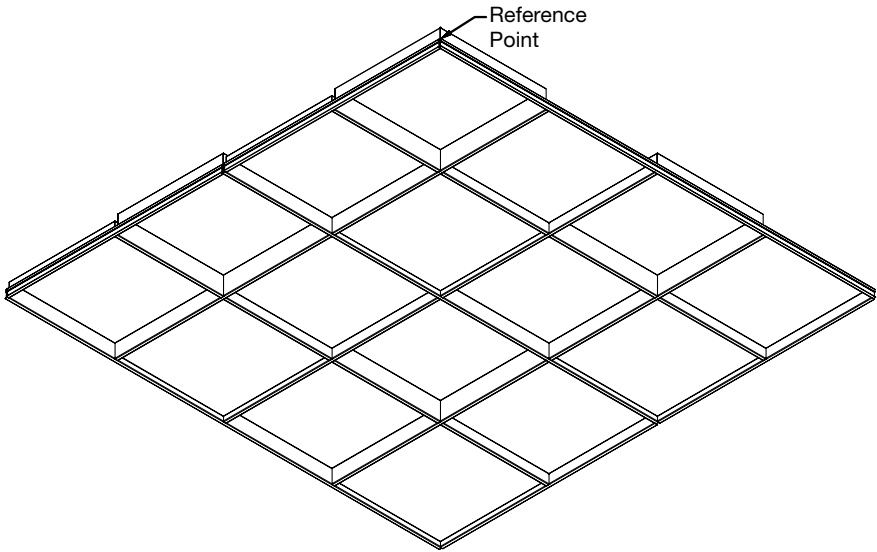
### Checkerboard Up

1↑	2↑	1↑	2↑
3↑	4↑	3↑	4↑
1↑	2↑	1↑	2↑
3↑	4↑	3↑	4↑

To create this design, you will need to order:

Item #	Pieces
7220UP1	4
7220UP2	4
7220UP3	4
7220UP4	4

Reference Point





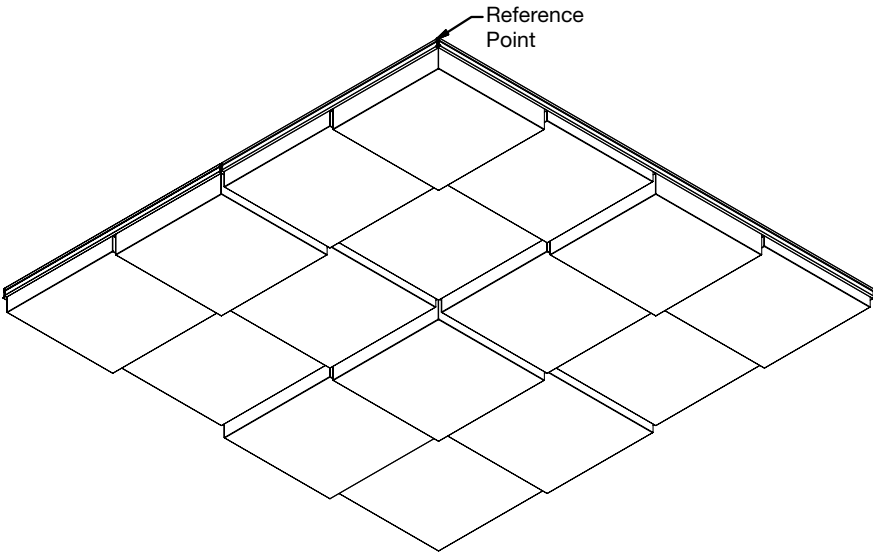
Checkerboard Down

1↓	2↓	1↓	2↓
3↓	4↓	3↓	4↓
1↓	2↓	1↓	2↓
3↓	4↓	3↓	4↓

Reference  
Point

To create this design, you  
will need to order:

Item #	Pieces
7220DN1	4
7220DN2	4
7220DN3	4
7220DN4	4



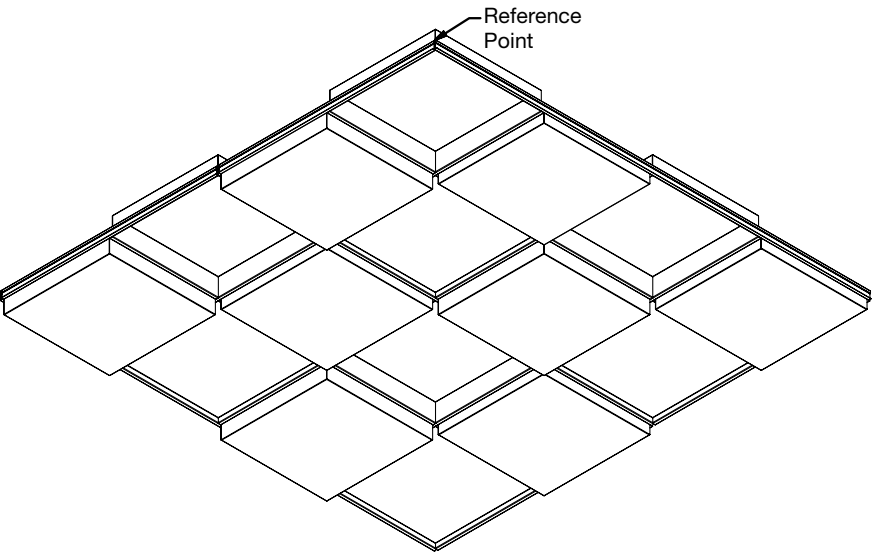
Checkerboard 1 & 4 Up

1↑	2↓	1↑	2↓
3↓	4↑	3↓	4↑
1↑	2↓	1↑	2↓
3↓	4↑	3↓	4↑

Reference  
Point

To create this design, you  
will need to order:

Item #	Pieces
7220UP1	4
7220DN2	4
7220DN3	4
7220UP4	4



# METALWORKS™ 3D

Tegular  
smooth texture

## DESIGN IDEAS

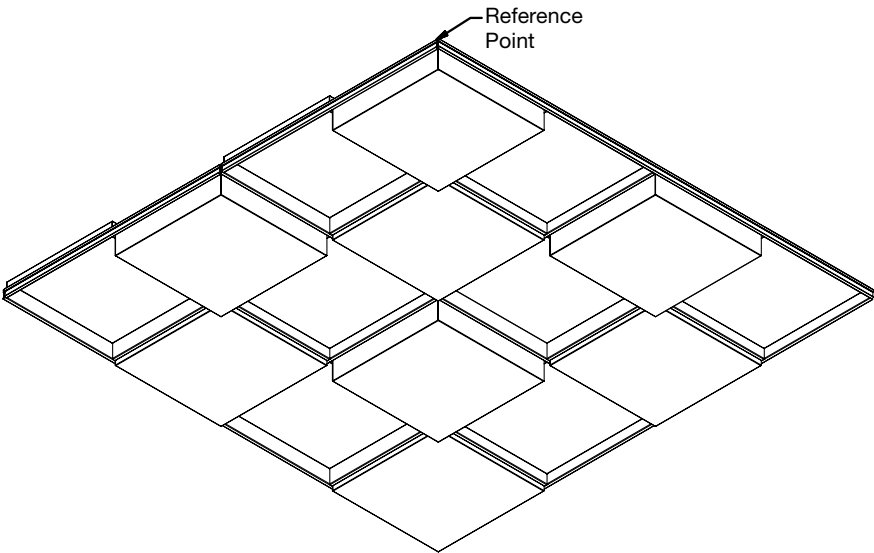
### Checkerboard 2 & 3 Up

1↓	2↑	1↓	2↑
3↑	4↓	3↑	4↓
1↓	2↑	1↓	2↑
3↑	4↓	3↑	4↓

Reference  
Point

To create this design, you  
will need to order:

Item #	Pieces
7220DN1	4
7220UP2	4
7220UP3	4
7220DN4	4



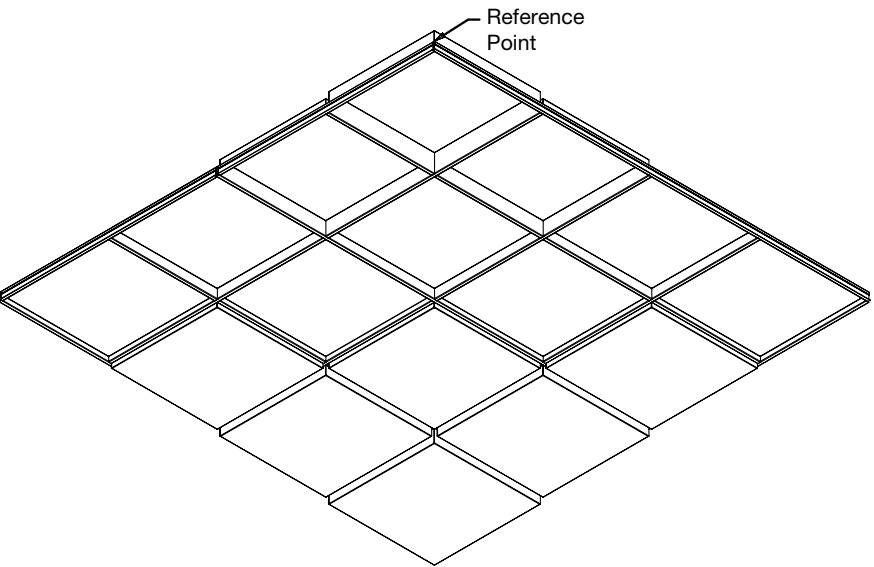
### Wave Single

3↓	2↓	1↓	1↑
2↓	1↓	1↑	2↑
1↓	1↑	2↑	3↑
1↑	2↑	3↑	4↑

Reference  
Point

To create this design, you  
will need to order:

Item #	Pieces
7220UP1	4
7220DN1	3
7220UP2	3
7220DN2	2
7220UP3	2
7220DN3	1
7220UP4	1



# METALWORKS™ 3D

Tegular  
smooth texture

## DESIGN IDEAS

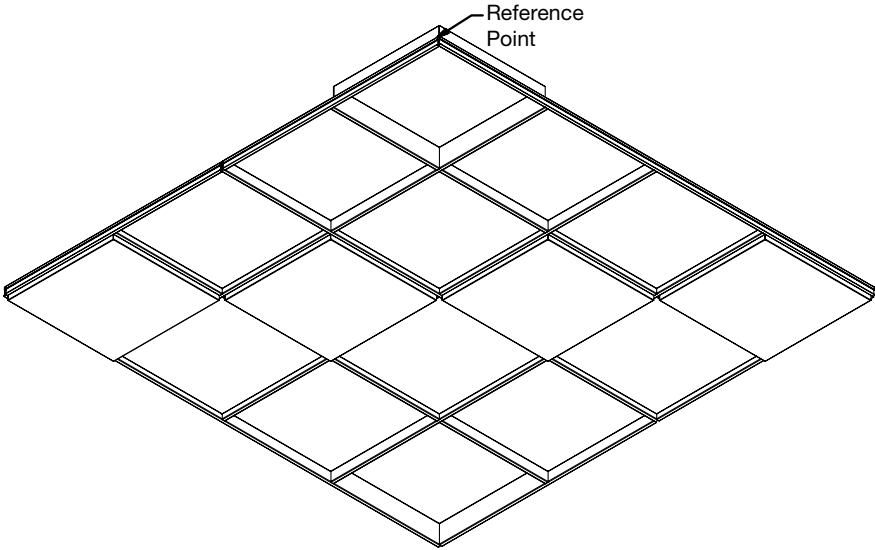
### Wave Double

4↑	2↑	1↑	1↓
2↑	1↑	1↓	1↑
1↑	1↓	1↑	2↑
1↓	1↑	2↑	4↑

Reference  
Point

To create this design, you  
will need to order:

Item #	Pieces
7220UP1	6
7220DN1	4
7220UP2	4
7220UP4	2



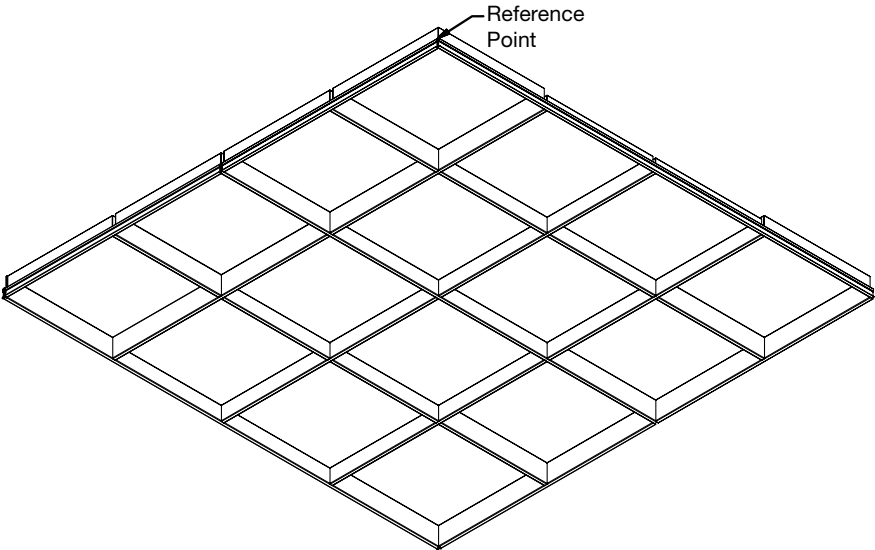
### Linear Single Up

4↑	4↑	4↑	4↑
3↑	3↑	3↑	3↑
3↑	3↑	3↑	3↑
4↑	4↑	4↑	4↑

Reference  
Point

To create this design, you  
will need to order:

Item #	Pieces
7220UP3	8
7220UP4	8





# METALWORKS™ 3D

Tegular  
smooth texture

## DESIGN IDEAS

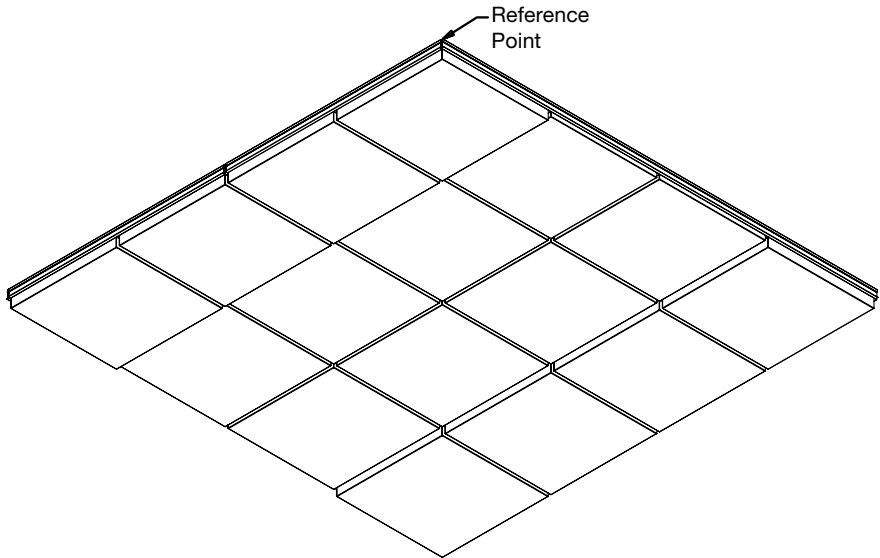
### Linear Single Down

2↓	2↓	2↓	2↓
1↓	1↓	1↓	1↓
1↓	1↓	1↓	1↓
2↓	2↓	2↓	2↓

Reference  
Point

To create this design, you  
will need to order:

Item #	Pieces
7220DN2	8
7220DN1	8



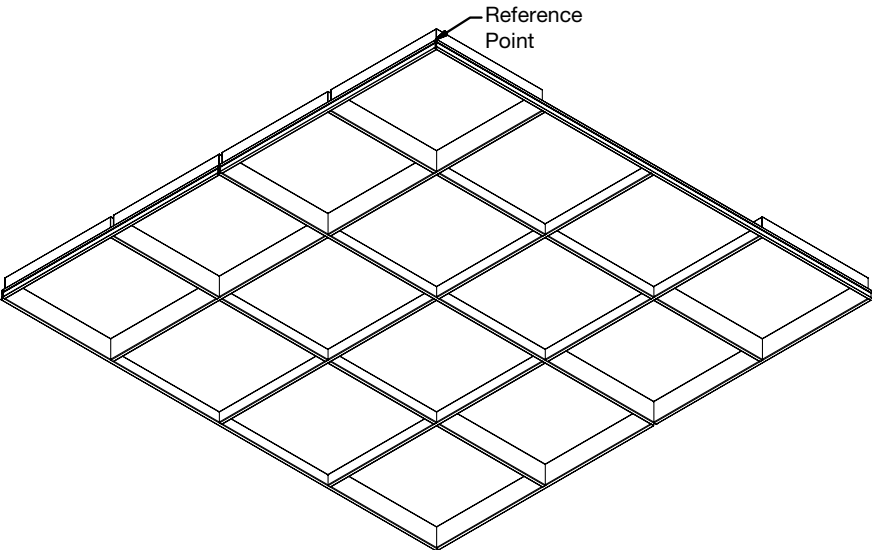
### Linear Double Up

4↑	4↑	4↑	4↑
2↑	2↑	2↑	2↑
2↑	2↑	2↑	2↑
4↑	4↑	4↑	4↑

Reference  
Point

To create this design, you  
will need to order:

Item #	Pieces
7220UP4	8
7220UP2	8



# METALWORKS™ 3D

Tegular  
smooth texture

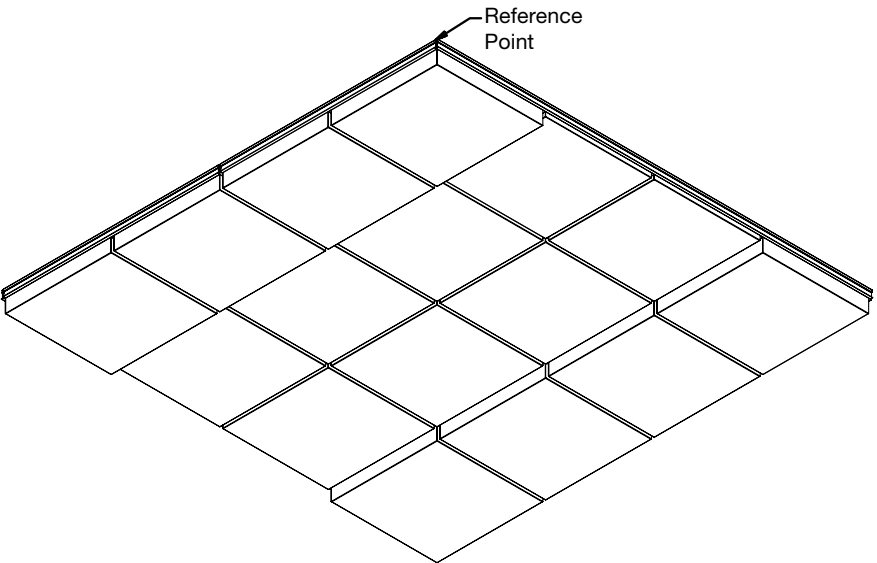
## DESIGN IDEAS

### Linear Double Down

	3↓	3↓	3↓	3↓
	1↓	1↓	1↓	1↓
	1↓	1↓	1↓	1↓
	3↓	3↓	3↓	3↓

To create this design, you will need to order:

Item #	Pieces
7220DN1	8
7220DN3	8

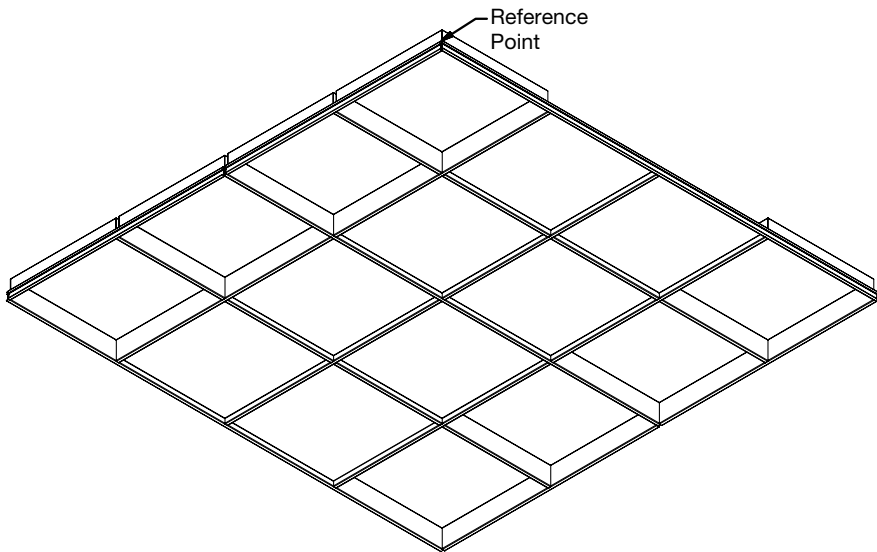


### Linear Triple Up

	4↑	4↑	4↑	4↑
	1↑	1↑	1↑	1↑
	1↑	1↑	1↑	1↑
	4↑	4↑	4↑	4↑

To create this design, you will need to order:

Item #	Pieces
7220UP1	8
7220UP4	8



# METALWORKS™ 3D

Tegular  
smooth texture

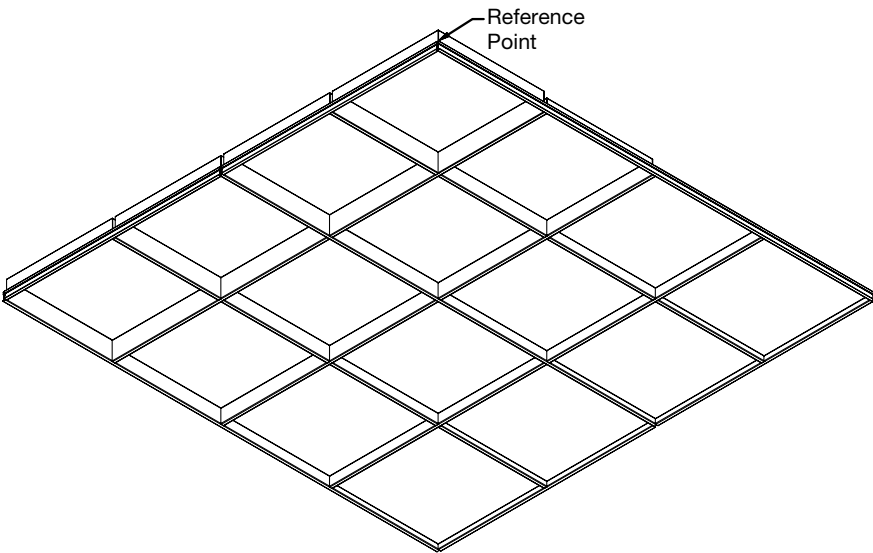
## DESIGN IDEAS

### Linear Straight All Up

1↑	1↑	1↑	1↑
2↑	2↑	2↑	2↑
3↑	3↑	3↑	3↑
4↑	4↑	4↑	4↑

To create this design, you will need to order:

Item #	Pieces
7220UP1	4
7220UP2	4
7220UP3	4
7220UP4	4

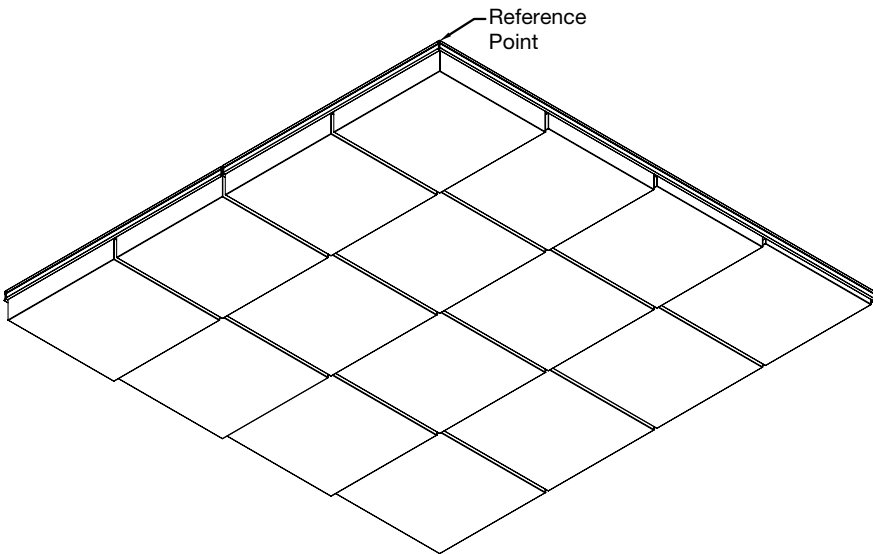


### Linear Straight All Down

1↓	1↓	1↓	1↓
2↓	2↓	2↓	2↓
3↓	3↓	3↓	3↓
4↓	4↓	4↓	4↓

To create this design, you will need to order:

Item #	Pieces
7220DN1	4
7220DN2	4
7220DN3	4
7220DN4	4



# TAKE THE NEXT STEP

## 1 877 276 7876

Customer Service Representatives  
7:45 a.m. to 5:00 p.m. EST  
Monday through Friday

**TechLine** – Technical information, detail drawings,  
CAD design assistance, installation information,  
other technical services – 8:00 a.m. to 5:30 p.m. EST,  
Monday through Friday. FAX 1 800 572 8324  
or email: [techline@armstrongceilings.com](mailto:techline@armstrongceilings.com)

## [armstrongceilings.com/commercial](http://armstrongceilings.com/commercial)

Latest product news  
Standard and custom product information  
Online catalog  
CAD, Revit®, SketchUp® files  
A Ceiling for Every Space® Visual Selection Tool  
Product literature and samples – express service  
or regular delivery  
Contacts – reps, where to buy, who will install

## YOU INSPIRE™ SOLUTIONS CENTER

1 800 988 2585  
email: [solutionscenter@armstrongceilings.com](mailto:solutionscenter@armstrongceilings.com)  
[armstrongceilings.com/youinspire](http://armstrongceilings.com/youinspire)

### Design Assistance

Collaborative design  
Detail drawings  
Specifications  
Planning and budgeting

### Pre-construction Assistance

Layout drawings for standard  
and premium products  
Project installation recommendations  
Contractor installation assistance

**you inspire™**  
solutions center

helping to bring your one-of-a-kind ideas to life

DeclareSM is a service mark of International Living Future Institute; Inspiring Great Spaces® is a trademark of AFI Licensing LLC; LEED® is a registered trademark of the U.S. Green Building Council; Revit® is a registered trademark of Autodesk, Inc.; SketchUp® is a registered trademark of Trimble, Inc. All other trademarks used herein are the property of AWI Licensing LLC and/or its affiliates  
© 2018 AWI Licensing LLC Printed in the United States of America

[armstrongceilings.com/metalworks](http://armstrongceilings.com/metalworks)

## Inspiring Great Spaces®

**Armstrong®**  
CEILING SOLUTIONS