

# DRYWALL/STUCCO/PLASTER – Flat Ceilings

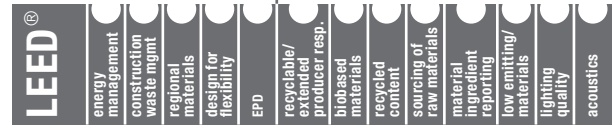
## Suspension Systems

Declare<sup>SM</sup>  
Living Building  
Challenge Compliant

**SUSTAIN<sup>SM</sup>**  
High Performance  
Sustainable  
Ceiling Systems

**61% RECYCLED CONTENT**

Calculate LEED contribution at  
armstrongceilings.com/greengenie



### KEY SELECTION ATTRIBUTES

Armstrong® Drywall Grid is 3x faster than traditional track and channel framing – saving you time and labor.

- Some components available in High Recycled Content (HRC): Total Recycled Content 61%, Post-consumer 53%, Pre-consumer 8%
- Non-HRC items have 30% recycled content
- **PeakForm®** patented profile increases strength and stability for improved performance during installation
- **SuperLock™** main beam clip is engineered for a strong, secure connection and fast, accurate alignment confirmed with an audible click; easy to remove and relocate

- HD8906IIC main beam accepts integral Impact Isolation Clips (IIC) to provide up to eight points of IIC improvement.
- **ScrewStop™** reverse hem prevents screw spin off on 1-1/2" wide face
- Rotary-stitched during manufacture by a patented method for additional torsional strength and extra stability during installation
- HD8906 (HRC) main beams and cross tees with extra routings for Type F light fixtures
- Minimum G40 hot dipped galvanized coating, per ASTM C645; provides superior corrosion resistance
- Wind uplift construction available
- **XL®** (staked-on end detail) cross tees provide secure locked connection; fast and easy to install

- All drywall components minimum .018" steel thickness; complies with ASTM C645
- Accommodates stud, track, hat channel, wood, or other supplemental framing
- Fire Guard™ components meet broad range of UL® design assemblies (XL7936G90 is not fire rated)
- 10-Year Limited System Warranty
- 30-Year Limited Ceiling Systems Warranty
- G90 hot dipped galvanized coating is available for exterior applications (HD8906G90, XL8945PG90, XL8947PG90, XL8965G90, XL8925G90, XL7936G90)

### TYPICAL APPLICATIONS

- Indoor/outdoor applications
- Soffits/special transitions
- High visibility areas
- Combination drywall and acoustical panel or tile ceilings
- Barrel vaults and domes
- Wet installations (stucco/plaster)

### FIRE RESISTANCE RATING

Meets a broad range of UL design assemblies: D501, D502, G523, G524, G526, G527, G528, G529, J502, L502, L508, L513, L515, L525, L526, L529, L564, P501, P506, P507, P508, P509, P510, P513, P514, P516 (XL7936G90 and SP135 are not fire rated).

NOTE: See UL Directory for details on specific designs.

### MATERIALS

ASTM C635 Heavy-duty main beam classification, ASTM A653 zinc-coated hot dipped galvanized steel. Exposed surfaces chemically cleansed, zinc-coated, and prefinished. Materials conform to the performance standard ASTM C645 (Standard Specification for Rigid Furring Channels for Screw Applications of Gypsum Board).

### VISUAL SELECTION

Item No.	Description	Dimensions	Route Spacing	Hanger Spacing (Lbs./Lin. Ft.)					
				L/240	L/240	L/240	L/360	L/360	L/360
<b>Drywall Main Beams (Red Numbers are Fire Guard Items)**</b>									
<b>HD8906</b> <b>HD8906HRC</b> <b>HD8906G90</b> <b>HD8906IIC</b>	1-1/2"	12' HD Drywall Main Beam (For Type F Light Fixtures)	144 x 1-1/2 x 1-11/16"	42 routes – starting 2-1/4" from each end†	2 Ft.	3 Ft.	4 Ft.	2 Ft.	3 Ft.
					143.0	57.3	28.14	95.5	43.19
<b>HD7940</b>	43mm	3600mm HD Drywall Main Beam	3600 x 38 x 42.8mm	200mm O.C.	143.0	57.3	28.14	95.5	43.19
<b>7940G</b>	43mm	3600mm HD Drywall Main Beam	3600 x 38 x 35mm	150mm O.C. – starting 75mm from each end†	143.0	57.3	28.14	95.5	43.19
<b>HD890610</b>	1-1/2"	10' HD Drywall Main Beam (For Type F Light Fixtures)	120 x 1-1/2 x 1-11/16"	51 routes – starting 2-1/4" from each end†	143.0	57.3	28.14	95.5	43.19
<b>SP135</b>	1-1/2"	135" HD Stucco Main Beam G90	135 x 1-1/2 x 1-11/16"	13.5" O.C.	139.85	52.59	28.71	–	43.19
<b>Load Total Data (Lbs./Lin. Ft.)</b>									
					L/240	L/360			
<b>Drywall Cross Tees</b>									
<b>XL8965</b> <b>XL8965HRC</b>	1-1/2"	6' Drywall Cross Tee	72 x 1-1/2 x 1-1/2"	6 routes – starting 24" from each end†	6.87 @ 6'	4.58 @ 6'			
<b>XL7961</b>	38mm	1600mm Drywall Cross Tee (6')	1600 x 38 x 36mm	800mm center of tee	–	5.58 @ 1600mm			
<b>XL8947P</b>	1-1/2"	50" Drywall Cross Tee	50 x 1-1/2 x 1-1/2"	8 routes – starting 10" from each end†	19.5 @ 50"	12.79 @ 50"			
<b>XL8945P</b> <b>XL8945PHRC</b>	1-1/2"	4' Drywall Cross Tee	48 x 1-1/2 x 1-1/2"	9 routes – center route and starting 10" from each end†	22.5 @ 4'	14.27 @ 4'			
<b>XL793043</b>	38mm	1.2m Drywall Cross Tee	1200 x 38 x 38mm	1 route – 600mm O.C.	22.5 @ 4'	14.27 @ 4'			
<b>XL7936G90</b>	1-1/2"	3' Drywall Cross Tee	36 x 1-1/2 x 1-1/2"	none	50.0 @ 3'	31.33 @ 3'			
<b>XL8926</b>	1-1/2"	2' Drywall Cross Tee	24 x 1-1/2 x 1-1/2"	3 routes – center route and 10" from each end†	158.0 @ 2'	90.25 @ 2'			
<b>XL7930</b>	38mm	1200mm Drywall Cross Tee (4')	1200 x 38 x 38mm	450mm, 600mm, 750mm	–	12.27 @ 1200mm			
<b>XL7925</b>	38mm	900mm Drywall Cross Tee (3')	900 x 38 x 38mm	none	50.0 @ 3'	31.0 @ 3'			
<b>XL7920</b>	38mm	600mm Drywall Cross Tee (2')	600 x 38 x 38mm	none	–	90.50 @ 1.9'			

\* NOTE: All load test data based on flat installation per ASTM C635.

\*\* For fire-rated assemblies, use Type C gypsum board as noted in the UL® fire-rated assembly designs.

† Type "F" fixture compatible

ASTM Class  
HD - Heavy-duty  
ID - Intermediate-duty  
LD - Light-duty

TechLine 877 276 7876  
armstrongceilings.com/drywall

**Armstrong®**  
CEILING SOLUTIONS

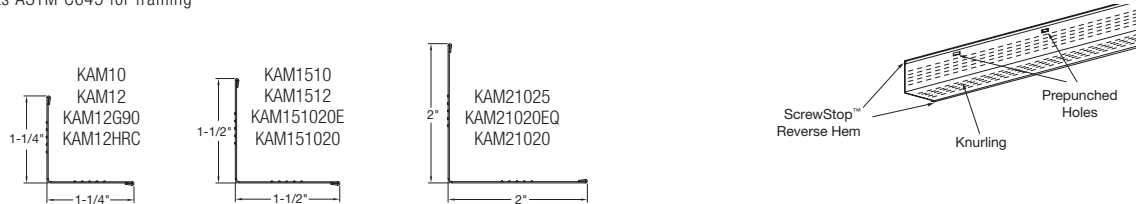
# DRYWALL/STUCCO/PLASTER – Flat Ceilings

## Suspension Systems

### VISUAL SELECTION

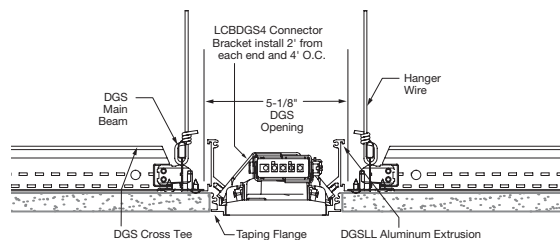
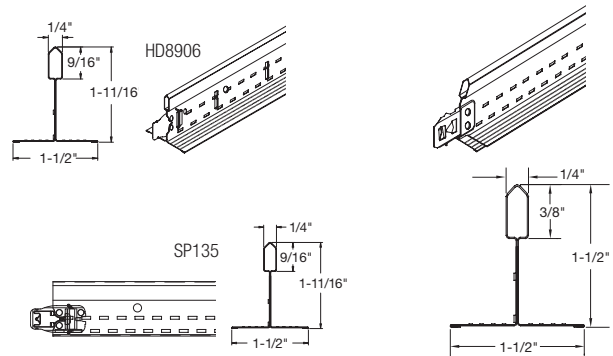
Item Number	Face Flange	Description	Dimensions (Inches)	Packaging Pcs.	Lin. Ft.
<b>Moldings</b>					
<b>7838</b>	1-9/16"	10' Unhemmed channel molding	120 x 3/4 x 1-9/16"	20	200
<b>7858</b>	15/16"	12' Reverse angle molding	144 x 1-9/16 x 15/16"	20	240
<b>LAM12</b>	1-1/4"	12' Nominal locking angle molding, locking tabs 8" on center, starting 4" from each end	144 x 1-1/4 x 1-1/4"	10	240
<b>LAM12HRC</b>	1-1/4"	12' Nominal locking angle molding, locking tabs 8" on center, starting 4" from each end	144 x 1-1/4 x 1-1/4"	10	240
<b>KAM10</b>	1-1/4"	10' Knurled Angle Molding – (.018 metal thickness)	120 x 1-1/4 x 1-1/4"	10	100
<b>KAM12</b>	1-1/4"	12' Knurled Angle Molding – (.018 metal thickness)	144 x 1-1/4 x 1-1/4"	10	120
<b>KAM12G90</b>	1-1/4"	12' Knurled Angle Molding – G90 galvanized steel coating (.018 metal thickness)	144 x 1-1/4 x 1-1/4"	10	120
<b>KAM12HRC</b>	1-1/4"	12' Knurled Angle Molding – High Recycled Content (.018 metal thickness)	144 x 1-1/4 x 1-1/4"	10	120
<b>KAM1510</b>	1-1/2"	10' Knurled Angle Molding – (.018 metal thickness)	120 x 1-1/2 x 1-1/2"	10	100
<b>KAM1512</b>	1-1/2"	12' Knurled Angle Molding – (.018 metal thickness)	144 x 1-1/2 x 1-1/2"	10	120
<b>KAM151020E</b>	1-1/2"	10' Knurled Angle Molding – (.028 metal thickness)	120 x 1-1/2 x 1-1/2"	10	100
<b>KAM151220E</b>	1-1/2"	12' Knurled Angle Molding – (.028 metal thickness)	144 x 1-1/2 x 1-1/2"	10	120
<b>KAM151020</b>	1-1/2"	10' Knurled Angle Molding – (.033 metal thickness)	120 x 1-1/2 x 1-1/2"	10	100
<b>KAM151020G90</b>	1-1/2"	10' Knurled Angle Molding – G90 galvanized steel coating (.033 metal thickness)	120 x 1-1/2 x 1-1/2"	10	100
<b>KAM21025</b>	2"	10' Knurled Angle Molding – (.018 metal thickness)	120 x 2 x 2"	10	100
<b>KAM21020EQ</b>	2"	10' Knurled Angle Molding – (.028 metal thickness)	120 x 2 x 2"	10	100
<b>KAM21020</b>	2"	10' Knurled Angle Molding – (.033 metal thickness)	120 x 2 x 2"	10	100

.018" metal thickness meets ASTM C645 for framing



Item No.♦	Description	Fixture Length
<b>Drywall Linear Lighting</b>		
□ <b>DGSLLTK24</b>	2' Linear Light Trim Kit	24" x 4"
□ <b>DGSLLTK30</b>	2' – 6" Linear Light Trim Kit	30" x 4"
□ <b>DGSLLTK48</b>	4' Linear Light Trim Kit	48" x 4"
□ <b>DGSLLTK60</b>	5' Linear Light Trim Kit	60" x 4"
□ <b>DGSLLTK72</b>	6' Linear Light Trim Kit	72" x 4"
□ <b>DGSLLTK90</b>	7' – 6" Linear Light Trim Kit	90" x 4"
□ <b>DGSLLTK96</b>	8' Linear Light Trim Kit	96" x 4"
□ <b>DGSLLTK120</b>	10' Linear Light Trim Kit	120" x 4"
□ <b>DGSLLTKCON</b>	10' Continuous Linear Light Trim Kit	10'

Linear Light Trim Kits designed to work with 5/8" drywall



### ICC Reports

For areas under ICC jurisdiction, see ICC evaluation report number ESR-1289 for allowable values and/or conditions of use concerning the suspension system components listed on this page. The report is subject to reexamination, revisions, and possible cancellation.

For fixture weight and UL listings, see Drywall Grid Systems for Flat Applications Technical Guide BPCS-3539.

### Seismic Performance

Seismic loading: ICC Evaluation Service, Inc., ESR-1289  
2009 & 2006 International Building Code  
1997 Uniform Building Code, Continuous Membrane, One Level;  
Per Section 25.210. Consult local code for requirement.

#### Main Beams

	Minimum Lbs. To Pull Out Compression/Tension
HD8906/HD890610 / HD8906HRC	332.3
HD8906IIC	332.3

#### Cross Tees

	Minimum Lbs. To Pull Out Compression/Tension
XL7918, XL8926, XL8925, XL7936G90, XL8945PHRC, XL8945P XL8947P, XL8965HRC	380.1

**TechLine / 1 877 276 7876**  
armstrongceilings.com/drywall

BPCS-3081-418

UL® is a registered trademark of UL LLC  
Declare™ is a service mark of International Living Future Institute  
LEED® is a registered trademark of the U.S. Green Building Council  
All other trademarks used herein are the property of AWI Licensing LLC  
and/or its affiliates © 2018 AWI Licensing LLC  
Printed in the United States of America

**Armstrong®**  
CEILING SOLUTIONS