

new AXIOM® Indirect Field Light Coves

DeclareSM
Living Building
Challenge Compliant

SUSTAIN™
High Performance
Sustainable
Ceiling Systems


50%
ALUMINUM

RECYCLED
CONTENT

Calculate LEED contribution at
armstrongceilings.com/greengenie

LEED	energy management	construction waste mgmt	regional materials	design for flexibility	EPD	recyclable/extended producer resp.	biobased materials	recycled content	sourcing of raw materials	material inventory	reporting	low emitting materials	lighting quality	acoustics
✓	✓	✓	✓	✓	✓	✓	✓	✓	✓	✓	✓	✓	✓	✓

LOCATION DEPENDENT



Axiom Indirect Field Light Coves

KEY SELECTION ATTRIBUTES

- Axiom® Indirect Field Light Coves offer predictable lighting performance and perfect integration with all Armstrong suspension systems
- Adjustability of the drywall vertical leg allows for field modification
- Designed with a notched channel for perfect integration with Axis Lighting, Vode Lighting and Litecontrol fixtures. Delivering aim free predictable lighting solutions
- Pre-fabricated corners.
- Ability to cut to the length desired in the field
- 10-Year Limited Warranty, 30-Year System Warranty

TYPICAL APPLICATIONS

- Offices
- Corridors
- Restrooms
- Healthcare
- Lobbies
- Boardrooms
- Retail
- Retrofits

LIGHTING FIXTURES

Compatible with:
Axis Lighting, Litecontrol, and
Vode® Lighting.

axis

LITECONTROL
making light work™

vode

VISUAL SELECTION

Specify Field Light Cove Item Number

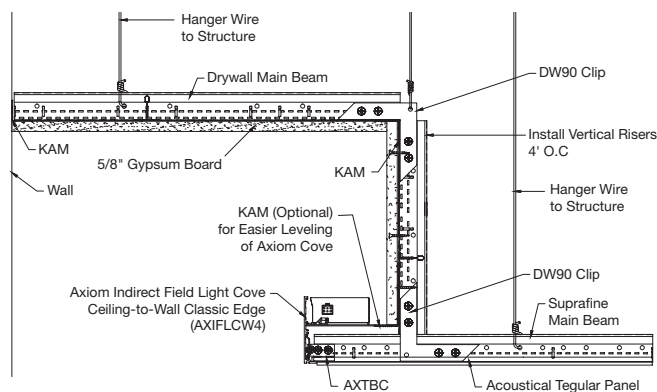
Example: AXIFLCKE – Axiom® Indirect Field Light Cove, Ceiling-to-Ceiling Mounting with a Knife Edge® Detail for ACT

Light Cove Type ♦	Mounting	Edge Detail
<input type="checkbox"/> AXIFL	--	--
	CC – Ceiling-to-Ceiling CW – Ceiling-to-Wall	4 – 4" Classic KE – Knife Edge ACT KD – Knife Edge Drywall

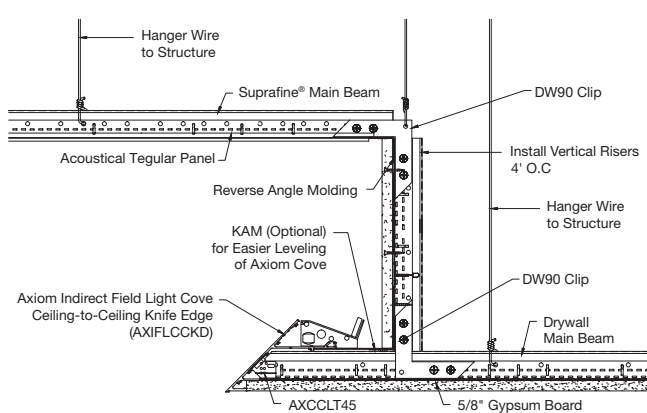
♦ Light Coves are 10' in length

MOUNTING

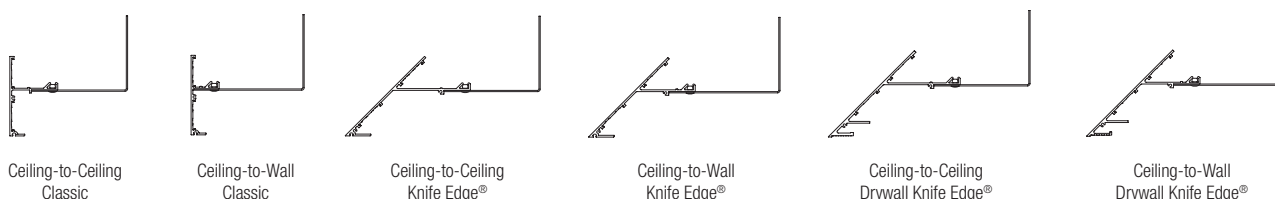
Ceiling-to-Wall Classic



Ceiling-to-Ceiling Knife Edge®



EDGE DETAILS



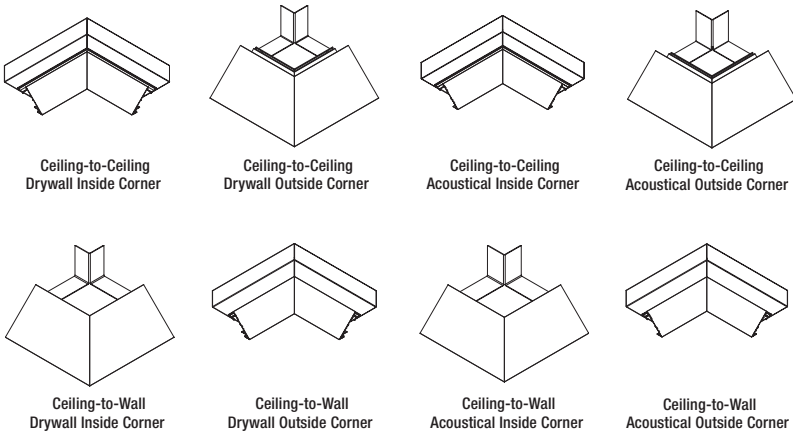
Specify Field Light Cove Corner Item Number (NOTE – only use this section if you need corners on your project)

Example: AXIFLCWKDOC – Axiom® Indirect Field Light Cove, Ceiling-to-Wall Mounting with a Knife Edge for Drywall Edge Detail, Outside Corner

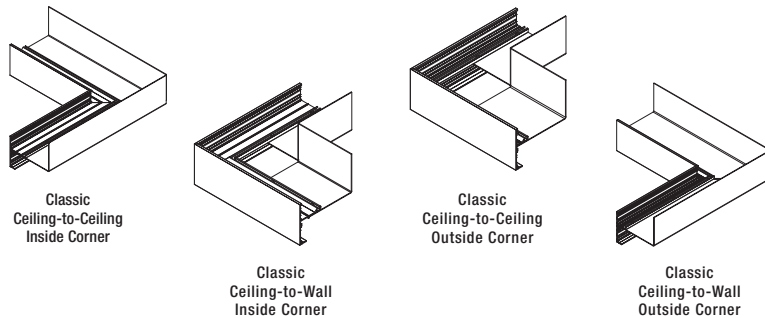
Light Cove Type ♦♦	Mounting	Edge Detail	Options
<input type="checkbox"/> AXIFL	--	--	--
	CC – Ceiling-to-Ceiling CW – Ceiling-to-Wall	4 – 4" Classic KE – Knife Edge ACT KD – Knife Edge Drywall	IC – Inside Corner OC – Outside Corner

♦♦ Light Cove Corners are 12" in length and 12" in width

CORNERS for Knife Edge® Profiles



CORNERS for Classic Profiles



COLOR – Standard



ACCESSORIES

Item No.	Description
<input type="checkbox"/> AXCCLT45	45 Degree T-Bar Connector Twist For use with Knife Edge Coves
<input type="checkbox"/> AXBTSTR	Axiom Bottom Drywall Trim For use with 4" Classic Edge Coves only
<input type="checkbox"/> AXTBC	T-Bar Connector Clip For use with 4" Classic Edge Coves only
<input type="checkbox"/> AX4SPLICE	Axiom Splice Plate
<input type="checkbox"/> 151220E	12" Knurled Angle Molding
<input type="checkbox"/> DW90C	90° Drywall Angle Clip
<input type="checkbox"/> 7857	Reverse Angle Molding

COMPATIBLE LIGHT FIXTURES

CovePerfekt™ by Axis Lighting



Outstanding Aesthetics

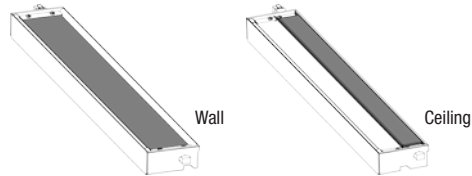
- No shadows. No bright spots. No color shifting.

Easy Specification

- Aim-free luminaire. No need for complex details. Less trade coordination.



For more information: www.axislighting.com



Unparalleled Performance

- Twice the efficiency of other LED cove products.
- Wide distribution using SurroundLite™ technology.

Worry-free Installation & Maintenance

- Foolproof keyed mounting. Up to 90% less labor.

Cove-17L by Litecontrol

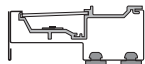
For more information: www.litecontrol.com

Superior Performance

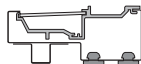
- Output range: 300-1000 lm/ft specify in 50 lumen increments
- Two MacAdam ellipse max color variation

Flexible Specifications

- Variable intensity technology allows precise output and wattage specification
- Customizable fixture lengths; specify 3" increments, min. 1'



Cove Wall



Cove Ceiling



Installation and Maintenance

- External connectors for tool-less fixture joining
- Removable LED module for in-field replacement



ZipWave™ | LED | 707 by Vode® Lighting

Perfect color, perfect beam, perfect alignment... every time

For more information: www.vode.com/zipwave-led-707



Ceiling Cove

Exceptional Performance

- Low, standard and high outputs available
- High output over 1200 lm/ft.
- Customizable output and wattage options



Wall Cove

Foolproof Installation

- Drop-in, tool-free installation with plug and play connections
- Runs 100' or more from one 120v power feed
- Section lengths in exact 1' (305mm) increments

PHYSICAL DATA

Material

Commercial quality 3003 aluminum alloy

Surface Finish

Factory-applied baked polyester paint finish

Warranty

10-Year Limited Warranty; 30-Year System Warranty

Profile

Various options with both Ceiling-to-Wall and Ceiling-to-Ceiling Light Coves in a wide range of sizes with 3/4" horizontal flange.

Cross Tee/Main Beam Interface

Flush fit

End Detail

Splice with screws

ICC Reports

For areas under ICC jurisdiction, see evaluation report numbers ESR-1289 and ESR-1308 for allowable values and/or conditions of use concerning the suspension system components listed on this page. The reports are subject to reexamination, revisions, and possible cancellation.

Application Considerations

Axiom Indirect Field Light Coves cannot be curved.



TechLine™ / 1 877 276 7876
armstrongceilings.com/lightcoves
 (search: lightcoves)
 BPCS-5656-917

CovePerfekt™ is a trademark of Axis Lighting; Vode® and ZipWave™ are trademarks of Vode Lighting LLC; LEED® is a registered trademark of the U.S. Green Building Council; All other trademarks used herein are the property of AWI Licensing LLC and/or its affiliates © 2017 AWI Licensing LLC Printed in the United States of America

