

AVIERA

GUEST LOUNGE SEATING

The Aviera collection was developed specifically for high traffic areas. The stylish collection includes versatile guest, patient, bariatric and multi-seating, bringing new meaning to the term customizable. Seats can be specified in 21", 24", 30" and 44" widths and there are two back types. Mezzanine and linking tables round out the offering to create an ideal solution for high-traffic entry, reception, waiting and common areas.

Aviera beech and maple chairs are available in four wood stain finishes, and metal chairs are offered in three powder-coat finishes. Tables come in wood veneer or laminate tops with polymer edges. All Aviera wood surfaces feature a silver ion anti-microbial finish that inhibits the growth of mold, mildew and bacteria.

HIGH TRAFFIC. LOW STRESS.



\$872

Aviera guest back chair with a 21" maple frame, wood open arms and grade 1 textile.

AVIERA GUEST

CATEGORY: LOUNGE SEATING

COLLECTION: AVIERA

BASE PRICE: \$872

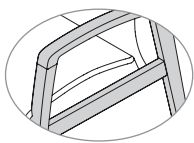
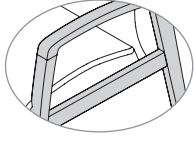
GSA SIN #: 711-16

The stylish Aviera collection includes versatile guest and bariatric seating. Chairs with maple, beech or metal arms and frames can be linked to tables, and seats can be specified in 21", 24", 30" and 44" widths. The 21" and 24" models have a weight capacity of 350 lbs.; the bariatric 30" and 44" models have a weight capacity of 750 lbs.

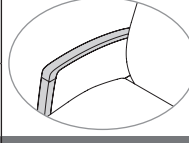

FEATURES:

- Designed for high traffic areas
- Wood or metal arm and frame choices
- Clean-out space
- Steel frame construction with metal-to-metal connection
- Silver ion anti-microbial wood finishes
- Wall-saver design
- Field replaceable parts
- Bariatric seat sizes
- Arm design provides support for easy ingress and egress
- Multi-seating configurations
- 4 wood stain finishes and three metal finishes
- Durable polyurethane arm cap (optional for wood arms)
- Optional upholstered arm inserts
- Easy maintenance with field-replaceable parts and arm caps
- 350 lb. weight capacity; bariatric model 750 lbs. weight capacity
- 10-Year Warranty
- All options and 1000's of textiles ship in 10 days

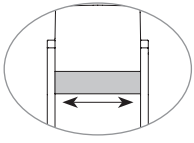
1. Appearance Information

Frame Material	Code	Price	
Metal	VRG.FM3	- \$68	
Beech	VRG.FM2	- \$58	
Maple	VRG.FM1	+ \$0	
Wood Finish Color (If maple or beech frame is chosen.)	Code	Price	
Clear Maple	FCW1	+ \$0	
Medium Cherry	FCW2	+ \$0	
Amber Mahogany	FCW3	+ \$0	
Espresso	FCW4	+ \$0	
Stain-to-Match	STM	+ \$70	
New Stain	Code	Price	
One-time stain matching fee (net)	STL	+ \$275	
Metal Finish Color (If metal frame is chosen.)	Code	Price	
Silver Metallic	FCM1	+ \$0	
Graphite	FCM2	+ \$0	
Taupe	FCM3	+ \$0	
Frame Options	Code	Price	
Protective Guard Clear Tape	FX1	+ \$84	

3. Arm Information

Arm Type	Code	Price	
Open Arm	AT1	+ \$0	
Upholstered Arm	AT2	+ \$86	
Arm Cap	Code	Price	
No Arm Cap (For maple or beech frame only.)	ACP0	+ \$0	
Polyurethane (For metal frame only.)	ACP4	+ \$0	
Wood (For metal frame only.)	ACP3	+ \$80	
Polyurethane (For maple or beech frame only.)	ACP2	+ \$120	
Wood Arm Cap Finish (For metal frame with wood arm cap only.)	Code	Price	
Clear Maple	FCW1	+ \$0	
Medium Cherry	FCW2	+ \$0	
Amber Mahogany	FCW3	+ \$0	
Espresso	FCW4	+ \$0	
Stain-to-Match	STM	+ \$70	
New Stain	Code	Price	
One-time stain matching fee (net)	STL	+ \$275	

2. Seat Information


Seat Width	Code	Price	
21"	SW21	+ \$0	
24"	SW24	+ \$55	
30"	SW30	+ \$275	
44"	SW44	+ \$500	

AVIERA GUEST

4. Upholstery Information

Cleaning and Protection	Code	Price		
Moisture Barrier Back	UM1	+ \$65		
Moisture Barrier Seat	UM2	+ \$65		
Moisture Barrier Back & Seat	UM3	+ \$130		
CAL 133	UCAL	+ \$100		
Single Upholstery	Code	Back and Seat		
		21"/24"	30"/44"	
COM, or Fabric/Vinyl Grade 1	COM/FG1	+ \$0	+ \$0	
Fabric/Vinyl Grade 2	FG2	+ \$60	+ \$100	
Fabric/Vinyl Grade 3	FG3	+ \$150	+ \$220	
Fabric/Vinyl Grade 4	FG4	+ \$275	+ \$365	
Fabric/Vinyl Grade 5	FG5	+ \$415	+ \$525	
Fabric/Vinyl Grade 6	FG6	+ \$575	+ \$705	
Fabric/Vinyl Grade 7	FG7	+ \$735	+ \$885	
COL, or Leather Grade 1	COL/LG1	+ \$600	+ \$685	
Leather Grade 2	LG2	+ \$700	+ \$805	
Leather Grade 3	LG3	+ \$800	+ \$1,005	
Multiple Upholstery	Code	Back Only		Seat Only
		21"/24"	30"/44"	21"/24" 30"/44"
Multiple Upholstery				
Multiple Upholstery	UMU	+ \$113	+ \$113	+ \$113 + \$113
Textile				
COM, or Fabric/Vinyl Grade 1	COM/FG1	+ \$0	+ \$0	+ \$0 + \$0
Fabric/Vinyl Grade 2	FG2	+ \$35	+ \$58	+ \$26 + \$42
Fabric/Vinyl Grade 3	FG3	+ \$87	+ \$128	+ \$63 + \$93
Fabric/Vinyl Grade 4	FG4	+ \$160	+ \$212	+ \$116 + \$154
Fabric/Vinyl Grade 5	FG5	+ \$241	+ \$305	+ \$175 + \$221
Fabric/Vinyl Grade 6	FG6	+ \$334	+ \$409	+ \$242 + \$297
Fabric/Vinyl Grade 7	FG7	+ \$427	+ \$514	+ \$309 + \$372
COL, or Leather Grade 1	COL/LG1	+ \$348	+ \$398	+ \$252 + \$288
Leather Grade 2	LG2	+ \$406	+ \$467	+ \$294 + \$339
Leather Grade 3	LG3	+ \$464	+ \$583	+ \$336 + \$423

5. Options

Ganging Brackets	Code	Price	
Ganging Brackets	XGV	+ \$103	

6. Packaging

Packaging	Code	Price
Fully Assembled in a Carton	P1	+ \$0

SPECIFICATIONS

Model:	21"	24"	30"	44"
Height	34.5	34.5	34.5	34.5
Width	24.5	27.5	33.5	47.5
Depth	26.5	26.5	26.5	26.5
Arm Height (height of arms from floor)	25.75	25.75	25.75	25.75
Arm Height (arm height from seat to top of arm)	7.25	7.25	7.25	7.25
Width Between Arms	20.75	23.75	29.75	43.75
Seat Width	21.75	24.75	30.75	44.75
Seat Depth	19	19	19	19
Seat Height	18.5	18.5	18.5	18.5
Back Height	18.5	18.5	18.5	18.5
Weight (wood/metal)	33 lbs./38 lbs.	35 lbs./40 lbs.	45 lbs./50 lbs.	72 lbs./77 lbs.
COM (back & seat)	1.9 yds.	1.9 yds.	3.1 yds.	3.4 yds.
Seat Only	1.2	1.2	1.2	1.6
Back Only	1.1	1.6	1.9	1.9
COL (back & seat)	29.4 sq. ft.	43.4 sq. ft.	47.6 sq. ft.	50.4 sq. ft.
Weight Capacity (per seat)	350 lbs.	350 lbs.	750 lbs.	750 lbs.

Dimensions are in inches.

NOTE: Yardage requirements for COM and COL are for solid and non-directional fabrics. Additional material may be required for larger repeating patterns.

AVIERA GUEST

FINAL PRICE CALCULATION

Category	Code	Price
Base Price		\$872
1. Appearance Information		
Frame Material		\$
Wood Finish Color		\$
Metal Finish Color		\$
New Stain		\$
Protective Guard Clear Tape		\$
2. Seat Information		
Seat Width		\$
3. Arm Information		
Arm Type		\$
Arm Cap		\$
Wood Arm Cap Finish (For Metal Frame)		\$
4. Upholstery Information		
Moisture Barrier Back		\$
Moisture Barrier Seat		\$
Moisture Barrier Back & Seat		\$
CAL 133		\$
Single Upholstered (please specify)		\$
Back & Seat		
Textile Manufacturer: _____		
Textile Pattern: _____		
Textile Colorway: _____		
<input type="checkbox"/> Rotate Fabric Direction 90 Degrees		
Multiple Upholstered (please specify)		
Multiple Upholstery		\$
Back		\$
Textile Manufacturer: _____		
Textile Pattern: _____		
Textile Colorway: _____		
<input type="checkbox"/> Rotate Fabric Direction 90 Degrees		
Seat		\$
Textile Manufacturer: _____		
Textile Pattern: _____		
Textile Colorway: _____		
<input type="checkbox"/> Rotate Fabric Direction 90 Degrees		
Arm		
<input type="checkbox"/> Upholster arm same as back		
<input type="checkbox"/> Upholster arm same as seat		
5. Options		
Ganging Brackets		\$
6. Packaging		\$
TOTAL PRICE:		\$
QUANTITY:		
REQUESTED DELIVERY DATE:		

AVIERA HIP CHAIR

The stylish Aviera hip chair can be specified with maple, beech or metal arms and frames. The 21" wide seat is 24.5 inches from the floor and includes an elevated, non-slip footrest. Choose between three finishes for metal frame chairs or four wood stains – plus stain-to-match – for wood frame chairs.

HIGH TRAFFIC. LOW STRESS.



\$1,360

Aviera hip chair with a 21" maple frame, wood open arms and Grade 1 textile.

AVIERA HIP CHAIR

CATEGORY: LOUNGE SEATING

COLLECTION: AVIERA

BASE PRICE: \$1,360

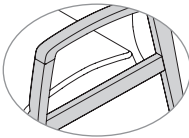
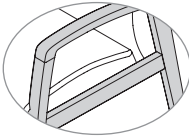
GSA SIN #: 711-16

Designed for high traffic areas, the sturdy hip chair is ideal for entry, reception and waiting areas. An elevated footrest with a non-slip textured surface makes it easy to get into and out of the hip chair.

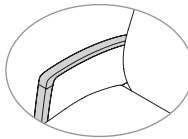

FEATURES:

- Designed for use in high traffic entry, reception, and waiting areas
- Lightweight and durable aluminum arms and frame
- Clean-out space between seat and back for easy maintenance
- Steel frame construction with metal-to-metal connection
- Aluminum arm and frame will not rust or corrode
- Silver ion anti-microbial wood finishes
- Wall-saver design
- 24.5" seat height
- Seat, back and arm inserts are field replaceable
- Arm design provides support
- 3 metal finishes; 4 wood finishes
- Optional upholstered arm inserts
- Optional arm cap
- 350 lb. weight capacity
- 10-Year Warranty
- All models with thousands of fabrics ship in 10 days

1. Appearance Information

Frame Material	Code	Price	
Metal	VRG.FS3.FM3	- \$180	
Beech	VRG.FS3.FM2	- \$87	
Maple	VRG.FS3.FM1	+ \$0	
Wood Finish Color (If maple or beech frame is chosen.)	Code	Price	
Clear Maple	FCW1	+ \$0	
Medium Cherry	FCW2	+ \$0	
Amber Mahogany	FCW3	+ \$0	
Espresso	FCW4	+ \$0	
Stain-to-Match	STM	+ \$70	
New Stain	Code	Price	
One-time stain matching fee (net)	STL	+ \$275	
Metal Finish Color (If metal frame is chosen.)	Code	Price	
Silver Metallic	FCM1	+ \$0	
Graphite	FCM2	+ \$0	
Taupe	FCM3	+ \$0	
Frame Options	Code	Price	
Protective Guard Clear Tape	FX1	+ \$84	

3. Arm Information

Arm Type	Code	Price	
Open Arm	AT1	+ \$0	
Upholstered Arm	AT2	+ \$86	
Arm Cap	Code	Price	
No Arm Cap (For maple or beech frame only.)	ACPØ	+ \$0	
Polyurethane (For metal frame only.)	ACP4	+ \$0	
Wood (For metal frame only.)	ACP3	+ \$80	
Polyurethane (For maple or beech frame only.)	ACP2	+ \$120	
Wood Arm Cap Finish (For metal frame with wood arm cap only.)	Code	Price	
Clear Maple	FCW1	+ \$0	
Medium Cherry	FCW2	+ \$0	
Amber Mahogany	FCW3	+ \$0	
Espresso	FCW4	+ \$0	
Stain-to-Match	STM	+ \$70	
New Stain	Code	Price	
One-time stain matching fee (net)	STL	+ \$275	

AVIERA HIP CHAIR

3. Upholstery Information

Cleaning and Protection	Code	Price
Moisture Barrier Back	UM1	+ \$65
Moisture Barrier Seat	UM2	+ \$65
Moisture Barrier Back & Seat	UM3	+ \$130
CAL 133	UCAL	+ \$100
Single Upholstery	Code	Back and Seat
		21" Hip Chair
COM, or Fabric/Vinyl Grade 1	COM/FG1	+ \$0
Fabric/Vinyl Grade 2	FG2	+ \$60
Fabric/Vinyl Grade 3	FG3	+ \$150
Fabric/Vinyl Grade 4	FG4	+ \$275
Fabric/Vinyl Grade 5	FG5	+ \$415
Fabric/Vinyl Grade 6	FG6	+ \$575
Fabric/Vinyl Grade 7	FG7	+ \$735
COL, or Leather Grade 1	COL/LG1	+ \$600
Leather Grade 2	LG2	+ \$700
Leather Grade 3	LG3	+ \$800
Multiple Upholstery	Code	Back Only
		21" Hip Chair
		Seat Only
		21" Hip Chair
Multiple Upholstery		
Multiple Upholstery		UMU
		+ \$113
Textile		
COM, or Fabric/Vinyl Grade 1	COM/FG1	+ \$0
Fabric/Vinyl Grade 2	FG2	+ \$35
Fabric/Vinyl Grade 3	FG3	+ \$87
Fabric/Vinyl Grade 4	FG4	+ \$160
Fabric/Vinyl Grade 5	FG5	+ \$241
Fabric/Vinyl Grade 6	FG6	+ \$334
Fabric/Vinyl Grade 7	FG7	+ \$427
COL, or Leather Grade 1	COL/LG1	+ \$348
Leather Grade 2	LG2	+ \$406
Leather Grade 3	LG3	+ \$464

4. Packaging

Packaging	Code	Price
Fully Assembled in a Carton	P1	+ \$0

SPECIFICATIONS

Model:	Hip Chair
Height	40.25
Width	24.5
Depth	28.25
Arm Height (height of arms from floor)	31.75
Arm Height (arm height from seat to top of arm)	7.25
Width Between Arms	20.75
Seat Width	21.75
Seat Depth	19
Seat Height	24.5
Back Height	18.5
Foot Rest Height (from floor)	7.0
Weight (wood/metal)	33 lbs./38 lbs.
COM (back & seat)	1.9 yds.
Seat Only	1.2
Back Only	1.1
COL (back & seat)	29.4 sq. ft.
Weight Capacity (per seat)	350 lbs.

Dimensions are in inches.

NOTE: Yardage requirements for COM and COL are for solid and non-directional fabrics. Additional material may be required for larger repeating patterns.

AVIERA HIP CHAIR

FINAL PRICE CALCULATION

Category	Code	Price
Base Price		\$1,360
1. Appearance Information		
Frame Material		\$
Wood Finish Color		\$
Metal Finish Color		\$
New Stain		\$
Protective Guard Clear Tape		\$
2. Arm Information		
Arm Type		\$
Arm Cap		\$
Wood Arm Cap Finish (For Metal Frame)		\$
3. Upholstery Information		
Moisture Barrier Back		\$
Moisture Barrier Seat		\$
Moisture Barrier Back & Seat		\$
CAL 133		\$
Single Upholstered (please specify)		\$
Back & Seat		
Textile Manufacturer:		
Textile Pattern:		
Textile Colorway:		
<input type="checkbox"/> Rotate Fabric Direction 90 Degrees		
Multiple Upholstered (please specify)		
Multiple Upholstery		\$
Back		\$
Textile Manufacturer:		
Textile Pattern:		
Textile Colorway:		
<input type="checkbox"/> Rotate Fabric Direction 90 Degrees		
Seat		\$
Textile Manufacturer:		
Textile Pattern:		
Textile Colorway:		
<input type="checkbox"/> Rotate Fabric Direction 90 Degrees		
Arm		
<input type="checkbox"/> Upholster arm same as back		
<input type="checkbox"/> Upholster arm same as seat		
4. Packaging		\$
TOTAL PRICE:		\$
QUANTITY:		
REQUESTED DELIVERY DATE:		

AVIERA

PATIENT LOUNGE SEATING

The Aviera collection was developed specifically for high traffic areas. The stylish collection includes versatile guest, patient, bariatric and multi-seating, bringing new meaning to the term customizable. Seats can be specified in 21", 24" and 30" widths and there are two back types. Mezzanine and linking tables round out the offering to create an ideal solution for high-traffic entry, reception, waiting and common areas.

Aviera beech and maple chairs are available in four wood stain finishes, and metal chairs are offered in three powder-coat finishes. Tables come in wood veneer or laminate tops with polymer edges. All Aviera wood surfaces feature a silver ion anti-microbial finish that inhibits the growth of mold, mildew and bacteria.

HIGH TRAFFIC. LOW STRESS.



\$1,022

Aviera patient back chair with a 21" maple frame, wood open arms and grade 1 textile.

AVIERA PATIENT

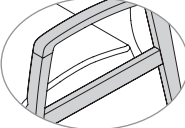
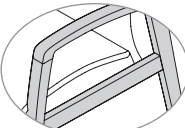
CATEGORY: LOUNGE SEATING
COLLECTION: AVIERA
BASE PRICE: \$1,022
GSA SIN #: 711-16

Aviera Patient chairs combine long-term comfort with a wall-saver design that angles rear legs and back away from the wall, creating an appealing visual aesthetic while preventing damage to both chairs and walls. The arm design provides support for easy ingress and egress. The 21" and 24" models have a weight capacity of 350 lbs.; the bariatric 30" model has a weight capacity of 750 lbs.

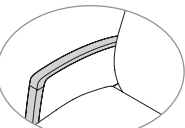
FEATURES:

- Designed for high traffic areas
- Wood or metal arm and frame choices
- Clean-out space
- Steel frame construction with metal-to-metal connection
- Silver ion anti-microbial wood finishes
- Wall-saver design
- Field replaceable parts
- Bariatric seat sizes
- Arm design provides support for easy ingress and egress
- Multi-seating configurations
- 4 wood stain finishes and three metal finishes
- Durable polyurethane arm cap (optional for wood arms)
- Optional upholstered arm inserts
- Easy maintenance with field-replaceable parts and arm caps
- 350 lb. weight capacity; bariatric model 750 lbs. weight capacity
- 10-Year Warranty
- All options and 1000's of textiles ship in 10 days

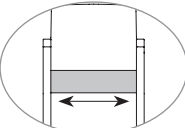
1. Appearance Information

Frame Material	Code	Price	
Metal	VRP.FM3	- \$68	
Beech	VRP.FM2	- \$58	
Maple	VRP.FM1	+ \$0	
Wood Finish Color (If maple or beech frame is chosen.)	Code	Price	
Clear Maple	FCW1	+ \$0	
Medium Cherry	FCW2	+ \$0	
Amber Mahogany	FCW3	+ \$0	
Espresso	FCW4	+ \$0	
Stain-to-Match	STM	+ \$70	
New Stain	Code	Price	
One-time stain matching fee (net)	STL	+ \$275	
Metal Finish Color (If metal frame is chosen.)	Code	Price	
Silver Metallic	FCM1	+ \$0	
Graphite	FCM2	+ \$0	
Taupe	FCM3	+ \$0	
Frame Options	Code	Price	
Protective Guard Clear Tape	FX1	+ \$84	

3. Arm Information

Arm Type	Code	Price	
Open Arm	AT1	+ \$0	
Upholstered Arm	AT2	+ \$86	
Arm Cap	Code	Price	
No Arm Cap (For maple or beech frame only.)	ACPØ	+ \$0	
Polyurethane (For metal frame only.)	ACP4	+ \$0	
Wood (For metal frame only.)	ACP3	+ \$80	
Polyurethane (For maple or beech frame only.)	ACP2	+ \$120	
Wood Arm Cap Finish (For metal frame with wood arm cap only.)	Code	Price	
Clear Maple	FCW1	+ \$0	
Medium Cherry	FCW2	+ \$0	
Amber Mahogany	FCW3	+ \$0	
Espresso	FCW4	+ \$0	
Stain-to-Match	STM	+ \$70	
New Stain	Code	Price	
One-time stain matching fee (net)	STL	+ \$275	

2. Seat Information


Seat Width	Code	Price	
21"	SW21	+ \$0	
24"	SW24	+ \$55	
30"	SW30	+ \$275	

AVIERA PATIENT

4. Upholstery Information

Cleaning and Protection	Code	Price			
Moisture Barrier Back	UM1	+ \$65			
Moisture Barrier Seat	UM2	+ \$65			
Moisture Barrier Back & Seat	UM3	+ \$130			
CAL 133	UCAL	+ \$100			
Single Upholstery	Code	Back and Seat			
		21"/24"	30"		
COM, or Fabric/Vinyl Grade 1	COM/FG1	+ \$0	+ \$0		
Fabric/Vinyl Grade 2	FG2	+ \$60	+ \$100		
Fabric/Vinyl Grade 3	FG3	+ \$150	+ \$220		
Fabric/Vinyl Grade 4	FG4	+ \$275	+ \$365		
Fabric/Vinyl Grade 5	FG5	+ \$415	+ \$525		
Fabric/Vinyl Grade 6	FG6	+ \$575	+ \$705		
Fabric/Vinyl Grade 7	FG7	+ \$735	+ \$885		
COL, or Leather Grade 1	COL/LG1	+ \$600	+ \$685		
Leather Grade 2	LG2	+ \$700	+ \$805		
Leather Grade 3	LG3	+ \$800	+ \$1,005		
Multiple Upholstery	Code	Back Only		Seat Only	
		21"/24"	30"	21"/24"	30"
Multiple Upholstery					
Multiple Upholstery	UMU	+ \$113	+ \$113	+ \$113	+ \$113
Textile					
COM, or Fabric/Vinyl Grade 1	COM/FG1	+ \$0	+ \$0	+ \$0	+ \$0
Fabric/Vinyl Grade 2	FG2	+ \$35	+ \$58	+ \$26	+ \$42
Fabric/Vinyl Grade 3	FG3	+ \$87	+ \$128	+ \$63	+ \$93
Fabric/Vinyl Grade 4	FG4	+ \$160	+ \$212	+ \$116	+ \$154
Fabric/Vinyl Grade 5	FG5	+ \$241	+ \$305	+ \$175	+ \$221
Fabric/Vinyl Grade 6	FG6	+ \$334	+ \$409	+ \$242	+ \$297
Fabric/Vinyl Grade 7	FG7	+ \$427	+ \$514	+ \$309	+ \$372
COL, or Leather Grade 1	COL/LG1	+ \$348	+ \$398	+ \$252	+ \$288
Leather Grade 2	LG2	+ \$406	+ \$467	+ \$294	+ \$339
Leather Grade 3	LG3	+ \$464	+ \$583	+ \$336	+ \$423

5. Options

Ganging Brackets	Code	Price	
Ganging Brackets	XGV	+ \$103	

6. Packaging

Packaging	Code	Price
Fully Assembled in a Carton	P1	+ \$0

SPECIFICATIONS

Model:	21"	24"	30"
Height	44	44	44
Width	24.5	27.5	33.5
Depth	26.5	26.5	26.5
Arm Height (height of arms from floor)	25.75	25.75	25.75
Arm Height (arm height from seat to top of arm)	7.25	7.25	7.25
Width Between Arms	20.75	23.75	29.75
Seat Width	21.75	24.75	30.75
Seat Depth	19	19	19
Seat Height	18.5	18.5	18.5
Back Height	28.5	28.5	28.5
Weight (wood/metal)	37 lbs./42 lbs.	39 lbs./44 lbs.	52 lbs./57 lbs.
COM (back & seat)	2.8 yds.	2.8 yds.	3.8 yds.
Seat Only	1.2	1.2	1.2
Back Only	1.9	2.2	2.5
COL (back & seat)	35 sq. ft.	43.4 sq. ft.	50 sq. ft.
Weight Capacity (per seat)	350 lbs.	350 lbs.	750 lbs.

Dimensions are in inches.

NOTE: Yardage requirements for COM and COL are for solid and non-directional fabrics. Additional material may be required for larger repeating patterns.

AVIERA PATIENT

FINAL PRICE CALCULATION

Category	Code	Price
Base Price		\$1,022
1. Appearance Information		
Frame Material		\$
Wood Finish Color		\$
Metal Finish Color		\$
New Stain		\$
Protective Guard Clear Tape		\$
2. Seat Information		
Seat Width		\$
3. Arm Information		
Arm Type		\$
Arm Cap		\$
Wood Arm Cap Finish (For Metal Frame)		\$
4. Upholstery Information		
Moisture Barrier Back		\$
Moisture Barrier Seat		\$
Moisture Barrier Back & Seat		\$
CAL 133		\$
Single Upholstered (please specify)		\$
Back & Seat		
Textile Manufacturer: _____		
Textile Pattern: _____		
Textile Colorway: _____		
<input type="checkbox"/> Rotate Fabric Direction 90 Degrees		
Multiple Upholstered (please specify)		
Multiple Upholstery		\$
Back		\$
Textile Manufacturer: _____		
Textile Pattern: _____		
Textile Colorway: _____		
<input type="checkbox"/> Rotate Fabric Direction 90 Degrees		
Seat		\$
Textile Manufacturer: _____		
Textile Pattern: _____		
Textile Colorway: _____		
<input type="checkbox"/> Rotate Fabric Direction 90 Degrees		
Arm		
<input type="checkbox"/> Upholster arm same as back		
<input type="checkbox"/> Upholster arm same as seat		
5. Options		
Ganging Brackets		\$
6. Packaging		\$
TOTAL PRICE:		\$
QUANTITY:		
REQUESTED DELIVERY DATE:		

AVIERA

FREESPAN 2-SEAT MULTI-SEATING

The Aviera collection was developed specifically for high traffic areas. The stylish collection includes versatile guest, patient, bariatric and multi-seating, bringing new meaning to the term customizable. Seats can be specified in 21" and 24" widths. Mezzanine and linking tables round out the offering to create an ideal solution for high-traffic entry, reception, waiting and common areas.

Aviera beech and maple chairs are available in four wood stain finishes, and metal chairs are offered in three powder-coat finishes. Tables come in wood veneer or laminate tops with polymer edges. All Aviera wood surfaces feature a silver ion anti-microbial finish that inhibits the growth of mold, mildew and bacteria.

HIGH TRAFFIC. LOW STRESS.



\$1,470

Aviera Freespan 2-seat multi-seating with 21" seats, maple frame with wood open arms and grade 1 textile.

AVIERA FREESPAN 2-SEAT MULTI-SEATING

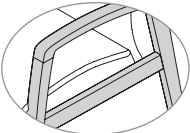
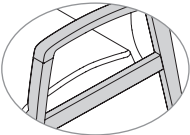
CATEGORY: LOUNGE SEATING

COLLECTION: AVIERA

BASE PRICE: \$1,470

GSA SIN #: 711-16

1. Appearance Information

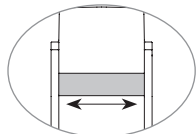
Frame Material and Center Arm	Code	Price	
Metal Without Center Arm	VRF.SN2.FM3.ACØ	- \$68	
Beech Without Center Arm	VRF.SN2.FM2.ACØ	- \$58	
Metal With Center Arm	VRF.SN2.FM3.AC1	- \$38	
Beech With Center Arm	VRF.SN2.FM2.AC1	- \$28	
Maple Without Center Arm	VRF.SN2.FM1.ACØ	+ \$0	
Maple With Center Arm	VRF.SN2.FM1.AC1	+ \$30	
Wood Finish Color (If maple or beech frame is chosen.)	Code	Price	
Clear Maple	FCW1	+ \$0	
Medium Cherry	FCW2	+ \$0	
Amber Mahogany	FCW3	+ \$0	
Espresso	FCW4	+ \$0	
Stain-to-Match	STM	+ \$70	
New Stain	Code	Price	
One-time stain matching fee (net)	STL	+ \$275	
Metal Finish Color (If metal frame is chosen.)	Code	Price	
Silver Metallic	FCM1	+ \$0	
Graphite	FCM2	+ \$0	
Taupe	FCM3	+ \$0	
Frame Options	Code	Price	
Protective Guard Clear Tape	FX1	+ \$84	

Freestpan multi-seating is designed to be used for configurations of 2 or 3 seats when a reduced number of legs is preferred. Seat widths and back types must be the same, for example, three 21" seats, but not two 21" seats and a 24" seat. A wide variety of frame, seat sizes and arm styles are available. Weight capacity is 525 lbs. for the two-seat model and 750 lbs. for the three-seat model.

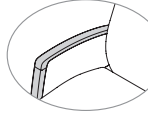

FEATURES:

- Designed for high traffic areas
- Wood or metal arm and frame choices
- Clean-out space
- Steel frame construction with metal-to-metal connection
- Silver ion anti-microbial wood finishes
- Wall-saver design
- Field replaceable parts
- Bariatric seat sizes
- Arm design provides support for easy ingress and egress
- Multi-seating configurations
- 4 wood stain finishes and three metal finishes
- Durable polyurethane arm cap (optional for wood arms)
- Optional upholstered arm inserts
- Easy maintenance with field-replaceable parts and arm caps
- 525 lb. (2-seat) or 750 lb. (3-seat) weight capacity
- 10-Year Warranty
- All options and 1000's of textiles ship in 10 days

2. Seat Information

Seat Width	Code	Price	
21"	SW21	+ \$0	
24"	SW24	+ \$110	

3. Arm Information

Arm Type	Code	No Center Arm (ACØ)	With Center Arm (AC1)	
Open Arm	AT1	+ \$0	+ \$0	
Upholstered Arm	AT2	+ \$86	+ \$129	
Arm Cap	Code	No Center Arm (ACØ)	With Center Arm (AC1)	
No Arm Cap (For maple or beech frame only.)	ACPØ	+ \$0	+ \$0	
Polyurethane (For metal frame only.)	ACP4	+ \$0	+ \$0	
Wood (For metal frame only.)	ACP3	+ \$80	+ \$120	
Polyurethane (For maple or beech frame only.)	ACP2	+ \$120	+ \$180	
Wood Arm Cap Finish (For metal frame with wood arm cap only.)	Code	Price		
Clear Maple	FCW1	+ \$0		
Medium Cherry	FCW2	+ \$0		
Amber Mahogany	FCW3	+ \$0		
Espresso	FCW4	+ \$0		
Stain-to-Match	STM	+ \$70		
New Stain	Code	Price		
One-time stain matching fee (net)	STL	+ \$275		


AVIERA FREESPAN

2-SEAT MULTI-SEATING

4. Upholstery Information

Cleaning and Protection	Code	Price	
Moisture Barrier Back	UM1	+ \$130	
Moisture Barrier Seat	UM2	+ \$130	
Moisture Barrier Back & Seat	UM3	+ \$260	
CAL 133	UCAL	+ \$200	
Single Upholstery	Code	Back and Seat 21"/24"	
COM, or Fabric/Vinyl Grade 1	COM/FG1	+ \$0	
Fabric/Vinyl Grade 2	FG2	+ \$120	
Fabric/Vinyl Grade 3	FG3	+ \$300	
Fabric/Vinyl Grade 4	FG4	+ \$550	
Fabric/Vinyl Grade 5	FG5	+ \$830	
Fabric/Vinyl Grade 6	FG6	+ \$1,150	
Fabric/Vinyl Grade 7	FG7	+ \$1,470	
COL, or Leather Grade 1	COL/LG1	+ \$1,200	
Leather Grade 2	LG2	+ \$1,400	
Leather Grade 3	LG3	+ \$1,600	
Multiple Upholstery	Code	Back Only 21"/24"	Seat Only 21"/24"
Multiple Upholstery			
Multiple Upholstery	UMU	+ \$113	+ \$113
Textile			
COM, or Fabric/Vinyl Grade 1	COM/FG1	+ \$0	+ \$0
Fabric/Vinyl Grade 2	FG2	+ \$70	+ \$51
Fabric/Vinyl Grade 3	FG3	+ \$174	+ \$126
Fabric/Vinyl Grade 4	FG4	+ \$319	+ \$231
Fabric/Vinyl Grade 5	FG5	+ \$482	+ \$349
Fabric/Vinyl Grade 6	FG6	+ \$667	+ \$483
Fabric/Vinyl Grade 7	FG7	+ \$853	+ \$618
COL, or Leather Grade 1	COL/LG1	+ \$696	+ \$504
Leather Grade 2	LG2	+ \$812	+ \$588
Leather Grade 3	LG3	+ \$928	+ \$672

5. Options

Ganging Brackets	Code	Price	
Ganging Brackets	XGV	+ \$103	

6. Packaging

Packaging	Code	Price
Fully Assembled in a Carton	P1	+ \$0

AVIERA FREESPAN 2-SEAT MULTI-SEATING

SPECIFICATIONS

Model:	21"	24"
Height	34.5	34.5
Width (with center arms/without center arms)	47.28/46.39	53.28/52.39
Depth	26.5	26.5
Arm Height (height of arms from floor)	25.75	25.75
Arm Height (arm height from seat to top of arm)	7.25	7.25
Width Between Arms (with center arms/without center arms)	20.75/42.64	23.75/48.64
Seat Width	21.75	24.75
Seat Depth	19	19
Seat Height	18.5	18.5
Back Height	18.5	18.5
Arm Height	26	26
Weight with Center Arms (wood/metal)	79 lbs./85 lbs.	82 lbs./88 lbs.
Weight with No Center Arms (wood/metal)	76 lbs./81 lbs.	79 lbs./84 lbs.
COM, (back & seat)	3.8 yds.	4.3 yds.
Seat Only	1.9	2.2
Back Only	2.1	3.1
COL, (back & seat)	58 sq. ft.	86 sq. ft.
Weight Capacity (per seat)	525 lbs.	525 lbs.

Dimensions are in inches.

NOTE: Yardage requirements for COM and COL are for solid and non-directional fabrics. Additional material may be required for larger repeating patterns.

FINAL PRICE CALCULATION

Category	Code	Price
Base Price		\$1,470
1. Appearance Information		
Frame Material		\$
Wood Finish Color		\$
Metal Finish Color		\$
New Stain		\$
Protective Guard Clear Tape		\$
2. Seat Information		
Seat Width		\$
3. Arm Information		
Arm Type		\$
Arm Cap		\$
Wood Arm Cap Finish (For Metal Frame)		\$
4. Upholstery Information		
Moisture Barrier Back		\$
Moisture Barrier Seat		\$
Moisture Barrier Back & Seat		\$
CAL 133		\$
Single Upholstered (please specify)		\$

Back & Seat

Textile Manufacturer: _____

Textile Pattern: _____

Textile Colorway: _____

☐ Rotate Fabric Direction 90 Degrees

Multiple Upholstered (please specify)

Multiple Upholstery		\$
Back		\$

Textile Manufacturer: _____

Textile Pattern: _____

Textile Colorway: _____

☐ Rotate Fabric Direction 90 Degrees

Seat		\$
-------------	--	----

Textile Manufacturer: _____

Textile Pattern: _____

Textile Colorway: _____

☐ Rotate Fabric Direction 90 Degrees

Arm

☐ Upholster arm same as back

☐ Upholster arm same as seat

5. Options		
Ganging Brackets		\$
6. Packaging		\$

TOTAL PRICE: \$

QUANTITY: _____

REQUESTED DELIVERY DATE: _____

AVIERA

FREESPAN 3-SEAT MULTI-SEATING

The Aviera collection was developed specifically for high traffic areas. The stylish collection includes versatile guest, patient, bariatric and multi-seating, bringing new meaning to the term customizable. Seats can be specified in 21" and 24" widths. Mezzanine and linking tables round out the offering to create an ideal solution for high-traffic entry, reception, waiting and common areas.

Aviera beech and maple chairs are available in four wood stain finishes, and metal chairs are offered in three powder-coat finishes. Tables come in wood veneer or laminate tops with polymer edges. All Aviera wood surfaces feature a silver ion anti-microbial finish that inhibits the growth of mold, mildew and bacteria.

HIGH TRAFFIC. LOW STRESS.



\$2,185

Aviera Freespan 3-seat multi-seating with 21" seats, maple frame with wood open arms and grade 1 textile.

AVIERA FREESPAN 3-SEAT MULTI-SEATING

CATEGORY: LOUNGE SEATING

COLLECTION: AVIERA

BASE PRICE: \$2,185

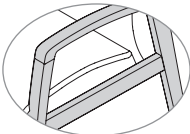
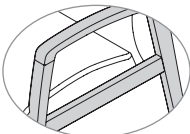
GSA SIN #: 711-16

Freestanding multi-seating is designed to be used for configurations of 2 or 3 seats when a reduced number of legs is preferred. Seat widths and back types must be the same, for example, three 21" seats, but not two 21" seats and a 24" seat. A wide variety of frame, seat sizes and arm styles are available. Weight capacity is 525 lbs. for the two-seat model and 750 lbs. for the three-seat model.

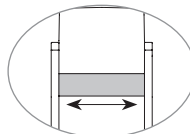
FEATURES:

- Designed for high traffic areas
- Wood or metal arm and frame choices
- Clean-out space
- Steel frame construction with metal-to-metal connection
- Silver ion anti-microbial wood finishes
- Wall-saver design
- Field replaceable parts
- Bariatric seat sizes
- Arm design provides support for easy ingress and egress
- Multi-seating configurations
- 4 wood stain finishes and three metal finishes
- Durable polyurethane arm cap (optional for wood arms)
- Optional upholstered arm inserts
- Easy maintenance with field-replaceable parts and arm caps
- 525 lb. (2-seat) or 750 lb. (3-seat) weight capacity
- 10-Year Warranty
- All options and 1000's of textiles ship in 10 days

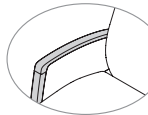

1. Appearance Information

Frame Material and Center Arm	Code	Price	
Metal Without Center Arm	VRF.SN3.FM3.ACØ	- \$68	
Beech Without Center Arm	VRF.SN3.FM2.ACØ	- \$58	
Metal With Center Arm	VRF.SN3.FM3.AC1	- \$8	
Maple Without Center Arm	VRF.SN3.FM1.ACØ	+ \$0	
Beech With Center Arm	VRF.SN3.FM2.AC1	+ \$2	
Maple With Center Arm	VRF.SN3.FM1.AC1	+ \$60	
Wood Finish Color (If maple or beech frame is chosen.)	Code	Price	
Clear Maple	FCW1	+ \$0	
Medium Cherry	FCW2	+ \$0	
Amber Mahogany	FCW3	+ \$0	
Espresso	FCW4	+ \$0	
Stain-to-Match	STM	+ \$70	
New Stain	Code	Price	
One-time stain matching fee (net)	STL	+ \$275	
Metal Finish Color (If metal frame is chosen.)	Code	Price	
Silver Metallic	FCM1	+ \$0	
Graphite	FCM2	+ \$0	
Taupe	FCM3	+ \$0	
Frame Options	Code	Price	
Protective Guard Clear Tape	FX1	+ \$84	

2. Seat Information

Seat Width	Code	Price	
21"	SW21	+ \$0	
24"	SW24	+ \$165	

3. Arm Information

Arm Type	Code	No Center Arm (ACØ)	With Center Arm (AC1)	
Open Arm	AT1	+ \$0	+ \$0	
Upholstered Arm	AT2	+ \$86	+ \$172	
Arm Cap	Code	No Center Arm (ACØ)	With Center Arm (AC1)	
No Arm Cap (For maple or beech frame only.)	ACPØ	+ \$0	+ \$0	
Polyurethane (For metal frame only.)	ACP4	+ \$0	+ \$0	
Wood (For metal frame only.)	ACP3	+ \$80	+ \$160	
Polyurethane (For maple or beech frame only.)	ACP2	+ \$120	+ \$240	
Wood Arm Cap Finish (For metal frame with wood arm cap only.)	Code	Price		
Clear Maple	FCW1	+ \$0		
Medium Cherry	FCW2	+ \$0		
Amber Mahogany	FCW3	+ \$0		
Espresso	FCW4	+ \$0		
Stain-to-Match	STM	+ \$70		
New Stain	Code	Price		
One-time stain matching fee (net)	STL	+ \$275		


AVIERA FREESPAN

3-SEAT MULTI-SEATING

4. Upholstery Information

Cleaning and Protection	Code	Price	
Moisture Barrier Back	UM1	+ \$195	
Moisture Barrier Seat	UM2	+ \$195	
Moisture Barrier Back & Seat	UM3	+ \$390	
CAL 133	UCAL	+ \$300	
Single Upholstery	Code	Back and Seat 21"/24"	
COM, or Fabric/Vinyl Grade 1	COM/FG1	+ \$0	
Fabric/Vinyl Grade 2	FG2	+ \$180	
Fabric/Vinyl Grade 3	FG3	+ \$450	
Fabric/Vinyl Grade 4	FG4	+ \$825	
Fabric/Vinyl Grade 5	FG5	+ \$1,245	
Fabric/Vinyl Grade 6	FG6	+ \$1,725	
Fabric/Vinyl Grade 7	FG7	+ \$2,205	
COL, or Leather Grade 1	COL/LG1	+ \$1,800	
Leather Grade 2	LG2	+ \$2,100	
Leather Grade 3	LG3	+ \$2,400	
Multiple Upholstery	Code	Back Only 21"/24"	Seat Only 21"/24"
Multiple Upholstery			
Multiple Upholstery	UMU	+ \$113	+ \$113
Textile			
COM, or Fabric/Vinyl Grade 1	COM/FG1	+ \$0	+ \$0
Fabric/Vinyl Grade 2	FG2	+ \$105	+ \$76
Fabric/Vinyl Grade 3	FG3	+ \$261	+ \$189
Fabric/Vinyl Grade 4	FG4	+ \$479	+ \$347
Fabric/Vinyl Grade 5	FG5	+ \$723	+ \$523
Fabric/Vinyl Grade 6	FG6	+ \$1,001	+ \$725
Fabric/Vinyl Grade 7	FG7	+ \$1,279	+ \$927
COL, or Leather Grade 1	COL/LG1	+ \$1,044	+ \$756
Leather Grade 2	LG2	+ \$1,218	+ \$882
Leather Grade 3	LG3	+ \$1,392	+ \$1,008

5. Options

Ganging Brackets	Code	Price	
Ganging Brackets	XGV	+ \$103	

6. Packaging

Packaging	Code	Price
Fully Assembled in a Carton	P1	+ \$0

AVIERA FREESPAN

3-SEAT MULTI-SEATING

SPECIFICATIONS

Model:	21"	24"
Height	34.5	34.5
Width (with center arms/without center arms)	70.03/68.27	79.03/77.27
Depth	26.5	26.5
Arm Height (height of arms from floor)	25.75	25.75
Arm Height (arm height from seat to top of arm)	7.25	7.25
Width Between Arms (with center arms/without center arms)	20.75/64.52	23.75/73.52
Seat Width	21.75	24.75
Seat Depth	19	19
Seat Height	18.5	18.5
Back Height	18.5	18.5
Arm Height	26	26
Weight with Center Arms (wood/metal)	105 lbs./110 lbs.	110 lbs./117 lbs.
Weight with No Center Arms (wood/metal)	99 lbs./104 lbs.	104 lbs./109 lbs.
COM, (back & seat)	5.6 yds.	5.9 yds.
Seat Only	3	3
Back Only	3.1	4.7
COL, With Center Arm (back & seat)	88.2 sq. ft.	93 sq. ft.
Weight Capacity (per seat)	750 lbs.	750 lbs.

Dimensions are in inches.

NOTE: Yardage requirements for COM and COL are for solid and non-directional fabrics. Additional material may be required for larger repeating patterns.

FINAL PRICE CALCULATION

Category	Code	Price
Base Price		\$2,185
1. Appearance Information		
Frame Material		\$
Wood Finish Color		\$
Metal Finish Color		\$
New Stain		\$
Protective Guard Clear Tape		\$
2. Seat Information		
Seat Width		\$
3. Arm Information		
Arm Type		\$
Arm Cap		\$
Wood Arm Cap Finish (For Metal Frame)		\$
4. Upholstery Information		
Moisture Barrier Back		\$
Moisture Barrier Seat		\$
Moisture Barrier Back & Seat		\$
CAL 133		\$
Single Upholstered (please specify)		\$

Back & Seat

Textile Manufacturer: _____

Textile Pattern: _____

Textile Colorway: _____

☐ Rotate Fabric Direction 90 Degrees

Multiple Upholstered (please specify)

Multiple Upholstery		\$
Back		\$

Textile Manufacturer: _____

Textile Pattern: _____

Textile Colorway: _____

☐ Rotate Fabric Direction 90 Degrees

Seat		\$
-------------	--	----

Textile Manufacturer: _____

Textile Pattern: _____

Textile Colorway: _____

☐ Rotate Fabric Direction 90 Degrees

Arm

☐ Upholster arm same as back

☐ Upholster arm same as seat

5. Options		
Ganging Brackets		\$
6. Packaging		\$

TOTAL PRICE: \$

QUANTITY: _____

REQUESTED DELIVERY DATE: _____

AVIERA

PRE-CONFIGURED 2-SEAT MULTI-SEATING

The Aviera collection was developed specifically for high traffic areas. The stylish collection includes versatile guest, bariatric and multi-seating, bringing new meaning to the term customizable. Seats can be specified in 21" and 24" widths. Mezzanine and linking tables round out the offering to create an ideal solution for high-traffic entry, reception, waiting and common areas.

Aviera beech and maple chairs are available in four wood stain finishes, and metal chairs are offered in three powder-coat finishes. Tables come in wood veneer or laminate tops with polymer edges. All Aviera wood surfaces feature a silver ion anti-microbial finish that inhibits the growth of mold, mildew and bacteria.

HIGH TRAFFIC. LOW STRESS.



\$1,677

Two 21" pre-configured seats with guest back, maple frame with wood open arms and grade 1 textile.

AVIERA PRE-CONFIGURED 2-SEAT MULTI-SEATING

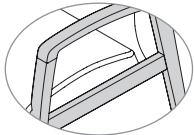
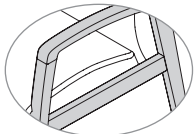
CATEGORY: LOUNGE SEATING

COLLECTION: AVIERA

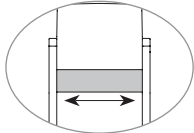
BASE PRICE: \$1,677

GSA SIN #: 711-16

1. Appearance Information

Frame Material	Code	Price	
Metal	VRC.SN2.FM3	- \$102	
Beech	VRC.SN2.FM2	- \$87	
Maple	VRC.SN2.FM1	+ \$0	
Wood Finish Color (If maple or beech frame is chosen.)	Code	Price	
Clear Maple	FCW1	+ \$0	
Medium Cherry	FCW2	+ \$0	
Amber Mahogany	FCW3	+ \$0	
Espresso	FCW4	+ \$0	
Stain-to-Match	STM	+ \$70	
New Stain	Code	Price	
One-time stain matching fee (net)	STL	+ \$275	
Metal Finish Color (If metal frame is chosen.)	Code	Price	
Silver Metallic	FCM1	+ \$0	
Graphite	FCM2	+ \$0	
Taupe	FCM3	+ \$0	
Frame Options	Code	Price	
Protective Guard Clear Tape	FX1	+ \$126	

2. Seat Information

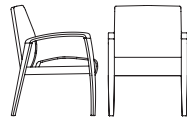
Seat Width	Code	Price	
21"	SW21	+ \$0	
24"	SW24	+ \$110	

Pre-Configured multi-seating is designed for seating configurations of 2 or 3 seats. All seats and backs must be the same size and type: for example, two 24" seats, both with guest back. Weight capacity is 350 lbs. per seat.

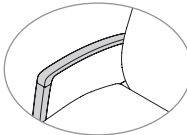
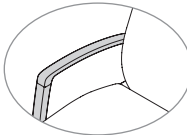
FEATURES:

- Designed for high traffic areas
- Wood or metal arm and frame choices
- Clean-out space
- Steel frame construction with metal-to-metal connection
- Silver ion anti-microbial wood finishes
- Wall-saver design
- Field replaceable parts
- Bariatric seat sizes
- Arm design provides support for easy ingress and egress
- Multi-seating configurations
- 4 wood stain finishes and three metal finishes
- Durable polyurethane arm cap (optional for wood arms)
- Optional upholstered arm inserts
- Easy maintenance with field-replaceable parts and arm caps
- 350 lb. weight capacity
- 10-Year Warranty
- All options and 1000's of textiles ship in 10 days

3. Back Information

Back Height	Code	Price	
Guest Back	BH1	+ \$0	

4. Arm Information

Arm Type	Code	Price	
Open Arm	AT1	+ \$0	
Upholstered Arm	AT2	+ \$129	
Arm Cap	Code	Price	
No Arm Cap (For maple or beech frame only.)	ACPØ	+ \$0	
Polyurethane (For metal frame only.)	ACP4	+ \$0	
Wood (For metal frame only.)	ACP3	+ \$120	
Polyurethane (For maple or beech frame only.)	ACP2	+ \$180	
Wood Arm Cap Finish (For metal frame with wood arm cap only.)	Code	Price	
Clear Maple	FCW1	+ \$0	
Medium Cherry	FCW2	+ \$0	
Amber Mahogany	FCW3	+ \$0	
Espresso	FCW4	+ \$0	
Stain-to-Match	STM	+ \$70	
New Stain	Code	Price	
One-time stain matching fee (net)	STL	+ \$275	

AVIERA PRE-CONFIGURED 2-SEAT MULTI-SEATING

5. Upholstery Information

Cleaning and Protection	Code	Price	
Moisture Barrier Back	UM1	+ \$130	
Moisture Barrier Seat	UM2	+ \$130	
Moisture Barrier Back & Seat	UM3	+ \$260	
CAL 133	UCAL	+ \$200	
Single Upholstery	Code	Back and Seat	
		21"/24"	
COM, or Fabric/Vinyl Grade 1	COM/FG1	+ \$0	
Fabric/Vinyl Grade 2	FG2	+ \$120	
Fabric/Vinyl Grade 3	FG3	+ \$300	
Fabric/Vinyl Grade 4	FG4	+ \$550	
Fabric/Vinyl Grade 5	FG5	+ \$830	
Fabric/Vinyl Grade 6	FG6	+ \$1,150	
Fabric/Vinyl Grade 7	FG7	+ \$1,470	
COL, or Leather Grade 1	COL/LG1	+ \$1,200	
Leather Grade 2	LG2	+ \$1,400	
Leather Grade 3	LG3	+ \$1,600	
Multiple Upholstery	Code	Back Only	Seat Only
		21"/24"	21"/24"
Multiple Upholstery			
Multiple Upholstery	UMU	+ \$113	+ \$113
Textile			
COM, or Fabric/Vinyl Grade 1	COM/FG1	+ \$0	+ \$0
Fabric/Vinyl Grade 2	FG2	+ \$70	+ \$51
Fabric/Vinyl Grade 3	FG3	+ \$174	+ \$126
Fabric/Vinyl Grade 4	FG4	+ \$319	+ \$231
Fabric/Vinyl Grade 5	FG5	+ \$482	+ \$349
Fabric/Vinyl Grade 6	FG6	+ \$667	+ \$483
Fabric/Vinyl Grade 7	FG7	+ \$853	+ \$618
COL, or Leather Grade 1	COL/LG1	+ \$696	+ \$504
Leather Grade 2	LG2	+ \$812	+ \$588
Leather Grade 3	LG3	+ \$928	+ \$672

6. Options

Ganging Brackets	Code	Price	
Ganging Brackets	XGV	+ \$103	

7. Packaging

Packaging	Code	Price
Final Assembly Required	P3	+ \$0
Fully Assembled in a Carton	P1	+ \$200

SPECIFICATIONS

Guest Back

Model:	21"	24"
Height	34.5	34.5
Width	47.19	53.19
Depth	26.5	26.5
Arm Height (height of arms from floor)	25.75	25.75
Arm Height (arm height from seat to top of arm)	7.25	7.25
Width Between Arms	20.75	23.75
Seat Width	21.75	24.75
Seat Depth	19	19
Seat Height	18.5	18.5
Back Height	18.5	18.5
Weight (wood/metal)	33 lbs./38 lbs.	35 lbs./40 lbs.
COM (back & seat)	3.8 yds.	4.3 yds.
Seat Only	1.9	2.2
Back Only	2.1	3.1
COL (back & seat)	58 sq. ft.	86 sq. ft.
Weight Capacity (per seat)	350 lbs.	350 lbs.

Dimensions are in inches.

NOTE: Yardage requirements for COM and COL are for solid and non-directional fabrics. Additional material may be required for larger repeating patterns.

AVIERA PRE-CONFIGURED 2-SEAT MULTI-SEATING

FINAL PRICE CALCULATION

Category	Code	Price
Base Price		\$1,677
1. Appearance Information		
Frame Material		\$
Wood Finish Color		\$
Metal Finish Color		\$
New Stain		\$
Protective Guard Clear Tape		\$
2. Seat Information		
Seat Width		\$
3. Back Information		
Back Height		\$
4. Arm Information		
Arm Type		\$
Arm Cap		\$
Wood Arm Cap Finish (For Metal Frame)		\$
5. Upholstery Information		
Moisture Barrier Back		\$
Moisture Barrier Seat		\$
Moisture Barrier Back & Seat		\$
CAL 133		\$
Single Upholstered (please specify)		\$

Back & Seat

Textile Manufacturer: _____

Textile Pattern: _____

Textile Colorway: _____

☐ Rotate Fabric Direction 90 Degrees

Multiple Upholstered (please specify)

Multiple Upholstery		\$
Back		\$

Textile Manufacturer: _____

Textile Pattern: _____

Textile Colorway: _____

☐ Rotate Fabric Direction 90 Degrees

Seat		\$
-------------	--	----

Textile Manufacturer: _____

Textile Pattern: _____

Textile Colorway: _____

☐ Rotate Fabric Direction 90 Degrees

Arm

☐ Upholster arm same as back

☐ Upholster arm same as seat

6. Options		
Ganging Brackets		\$
7. Packaging		\$

TOTAL PRICE: \$ _____

QUANTITY: _____

REQUESTED DELIVERY DATE: _____

AVIERA

PRE-CONFIGURED 3-SEAT MULTI-SEATING

The Aviera collection was developed specifically for high traffic areas. The stylish collection includes versatile guest, patient, bariatric and multi-seating, bringing new meaning to the term customizable. Seats can be specified in 21" and 24" widths. Mezzanine and linking tables round out the offering to create an ideal solution for high-traffic entry, reception, waiting and common areas.

Aviera beech and maple chairs are available in four wood stain finishes, and metal chairs are offered in three powder-coat finishes. Tables come in wood veneer or laminate tops with polymer edges. All Aviera wood surfaces feature a silver ion anti-microbial finish that inhibits the growth of mold, mildew and bacteria.

HIGH TRAFFIC. LOW STRESS.



\$2,452

Three 21" pre-configured seats with guest back, maple frame with wood open arms and grade 1 textile.

AVIERA PRE-CONFIGURED 3-SEAT MULTI-SEATING

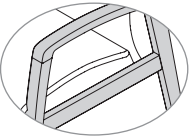
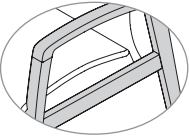
CATEGORY: LOUNGE SEATING

COLLECTION: AVIERA

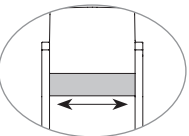
BASE PRICE: \$2,452

GSA SIN #: 711-16

1. Appearance Information

Frame Material	Code	Price	
Metal	VRC.SN3.FM3	- \$136	
Beech	VRC.SN3.FM2	- \$116	
Maple	VRC.SN3.FM1	+ \$0	
Wood Finish Color (If maple or beech frame is chosen.)	Code	Price	
Clear Maple	FCW1	+ \$0	
Medium Cherry	FCW2	+ \$0	
Amber Mahogany	FCW3	+ \$0	
Espresso	FCW4	+ \$0	
Stain-to-Match	STM	+ \$70	
New Stain	Code	Price	
One-time stain matching fee (net)	STL	+ \$275	
Metal Finish Color (If metal frame is chosen.)	Code	Price	
Silver Metallic	FCM1	+ \$0	
Graphite	FCM2	+ \$0	
Taupe	FCM3	+ \$0	
Frame Options	Code	Price	
Protective Guard Clear Tape	FX1	+ \$168	

2. Seat Information

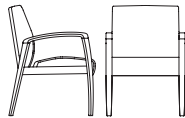
Seat Width	Code	Price	
21"	SW21	+ \$0	
24"	SW24	+ \$165	

Pre-Configured multi-seating is designed for seating configurations of 2 or 3 seats. All seats and backs must be the same size and type: for example, two 24" seats, both with guest back. Weight capacity is 350 lbs. per seat.

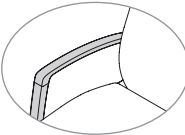
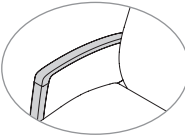
FEATURES:

- Designed for high traffic areas
- Wood or metal arm and frame choices
- Clean-out space
- Steel frame construction with metal-to-metal connection
- Silver ion anti-microbial wood finishes
- Wall-saver design
- Field replaceable parts
- Bariatric seat sizes
- Arm design provides support for easy ingress and egress
- Multi-seating configurations
- 4 wood stain finishes and three metal finishes
- Durable polyurethane arm cap (optional for wood arms)
- Optional upholstered arm inserts
- Easy maintenance with field-replaceable parts and arm caps
- 350 lb. weight capacity
- 10-Year Warranty
- All options and 1000's of textiles ship in 10 days

3. Back Information

Back Height	Code	Price	
Guest Back	BH1	+ \$0	

4. Arm Information

Arm Type	Code	Price	
Open Arm	AT1	+ \$0	
Upholstered Arm	AT2	+ \$172	
Arm Cap	Code	Price	
No Arm Cap (For maple or beech frame.)	ACPØ	+ \$0	
Polyurethane (For metal frame only.)	ACP4	+ \$0	
Wood (For metal frame only.)	ACP3	+ \$160	
Polyurethane (For maple or beech frame only.)	ACP2	+ \$240	
Wood Arm Cap Finish (For metal frame with wood arm cap only.)	Code	Price	
Clear Maple	FCW1	+ \$0	
Medium Cherry	FCW2	+ \$0	
Amber Mahogany	FCW3	+ \$0	
Espresso	FCW4	+ \$0	
Stain-to-Match	STM	+ \$70	
New Stain	Code	Price	
One-time stain matching fee (net)	STL	+ \$275	

AVIERA PRE-CONFIGURED 3-SEAT MULTI-SEATING

5. Upholstery Information

Cleaning and Protection	Code	Price	
Moisture Barrier Back	UM1	+ \$195	
Moisture Barrier Seat	UM2	+ \$195	
Moisture Barrier Back & Seat	UM3	+ \$390	
CAL 133	UCAL	+ \$300	
Single Upholstery	Code	Back and Seat 21"/24"	
COM, or Fabric/Vinyl Grade 1	COM/FG1	+ \$0	
Fabric/Vinyl Grade 2	FG2	+ \$180	
Fabric/Vinyl Grade 3	FG3	+ \$450	
Fabric/Vinyl Grade 4	FG4	+ \$825	
Fabric/Vinyl Grade 5	FG5	+ \$1,245	
Fabric/Vinyl Grade 6	FG6	+ \$1,725	
Fabric/Vinyl Grade 7	FG7	+ \$2,205	
COL, or Leather Grade 1	COL/LG1	+ \$1,800	
Leather Grade 2	LG2	+ \$2,100	
Leather Grade 3	LG3	+ \$2,400	
Multiple Upholstery	Code	Back Only 21"/24"	Seat Only 21"/24"
Multiple Upholstery			
Multiple Upholstery	UMU	+ \$113	+ \$113
Textile			
COM, or Fabric/Vinyl Grade 1	COM/FG1	+ \$0	+ \$0
Fabric/Vinyl Grade 2	FG2	+ \$105	+ \$76
Fabric/Vinyl Grade 3	FG3	+ \$261	+ \$189
Fabric/Vinyl Grade 4	FG4	+ \$479	+ \$347
Fabric/Vinyl Grade 5	FG5	+ \$723	+ \$523
Fabric/Vinyl Grade 6	FG6	+ \$1,001	+ \$725
Fabric/Vinyl Grade 7	FG7	+ \$1,279	+ \$927
COL, or Leather Grade 1	COL/LG1	+ \$1,044	+ \$756
Leather Grade 2	LG2	+ \$1,218	+ \$882
Leather Grade 3	LG3	+ \$1,392	+ \$1,008

6. Options

Ganging Brackets	Code	Price	
Ganging Brackets	XGV	+ \$103	

7. Packaging

Packaging	Code	Price
Final Assembly Required	P3	+ \$0
Fully Assembled in a Carton	P1	+ \$325

SPECIFICATIONS

Guest Back

Model:	21"	24"
Height	34.5	34.5
Width	69.85	78.85
Depth	26.5	26.5
Arm Height (height of arms from floor)	25.75	25.75
Arm Height (arm height from seat to top of arm)	7.25	7.25
Width Between Arms	20.75	20.75
Seat Width	21.75	24.75
Seat Depth	19	19
Seat Height	18.5	18.5
Back Height	18.5	18.5
Weight (wood/metal)	89 lbs./99 lbs.	94 lbs./104 lbs.
COM (back & seat)	5.6 yds.)	5.9 yds.
Seat Only	3	3
Back Only	3.1	4.7
COL (back & seat)	88.2 sq. ft.	93 sq. ft.
Weight Capacity (per seat)	350 lbs.	350 lbs.

Dimensions are in inches.

NOTE: Yardage requirements for COM and COL are for solid and non-directional fabrics. Additional material may be required for larger repeating patterns.

AVIERA PRE-CONFIGURED 3-SEAT MULTI-SEATING

FINAL PRICE CALCULATION

Category	Code	Price
Base Price		\$2,452
1. Appearance Information		
Frame Material		\$
Wood Finish Color		\$
Metal Finish Color		\$
New Stain		\$
Protective Guard Clear Tape		\$
2. Seat Information		
Seat Width		\$
3. Back Information		
Back Height		\$
4. Arm Information		
Arm Type		\$
Arm Cap		\$
Wood Arm Cap Finish (For Metal Frame)		\$
5. Upholstery Information		
Moisture Barrier Back		\$
Moisture Barrier Seat		\$
Moisture Barrier Back & Seat		\$
CAL 133		\$
Single Upholstered (please specify)		\$
Back & Seat		
Textile Manufacturer: _____		
Textile Pattern: _____		
Textile Colorway: _____		
<input type="checkbox"/> Rotate Fabric Direction 90 Degrees		
Multiple Upholstered (please specify)		
Multiple Upholstery		\$
Back		\$
Textile Manufacturer: _____		
Textile Pattern: _____		
Textile Colorway: _____		
<input type="checkbox"/> Rotate Fabric Direction 90 Degrees		
Seat		\$
Textile Manufacturer: _____		
Textile Pattern: _____		
Textile Colorway: _____		
<input type="checkbox"/> Rotate Fabric Direction 90 Degrees		
Arm		
<input type="checkbox"/> Upholster arm same as back		
<input type="checkbox"/> Upholster arm same as seat		
6. Options		
Ganging Brackets		\$
7. Packaging		\$

TOTAL PRICE: \$

QUANTITY: _____

REQUESTED DELIVERY DATE: _____

AVIERA

START/CENTER/END LOUNGE SEATING

The Aviera collection was developed specifically for high traffic areas. The stylish collection includes versatile guest, patient, bariatric and multi-seating, bringing new meaning to the term customizable. Seats can be specified in 21", 24", 30" and 44" widths and there are two back types. Mezzanine and linking tables round out the offering to create an ideal solution for high-traffic entry, reception, waiting and common areas.

Aviera beech and maple chairs are available in four wood stain finishes, and metal chairs are offered in three powder-coat finishes. Tables come in wood veneer or laminate tops with polymer edges. All Aviera wood surfaces feature a silver ion anti-microbial finish that inhibits the growth of mold, mildew and bacteria.

HIGH TRAFFIC. LOW STRESS.



START :: \$872

The standard Aviera multi-seating start chair is a 21" maple frame with open wood arms and grade 1 textile.

CENTER :: \$812

The standard Aviera multi-seating center chair is a 21" maple frame with open wood arms and grade 1 textile.

END :: \$812

The standard Aviera multi-seating end chair is a 21" maple frame with open wood arms and grade 1 textile.

AVIERA START

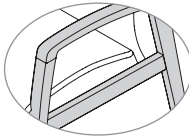
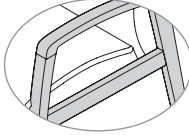
CATEGORY: LOUNGE SEATING

COLLECTION: AVIERA

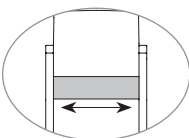
BASE PRICE: \$872

GSA SIN #: 711-16

1. Appearance Information

Frame Material	Code	Price	
Metal	VRM.FS4.FM3	- \$68	
Beech	VRM.FS4.FM2	- \$58	
Maple	VRM.FS4.FM1	+ \$0	
Wood Finish Color (If maple or beech frame is chosen.)	Code	Price	
Clear Maple	FCW1	+ \$0	
Medium Cherry	FCW2	+ \$0	
Amber Mahogany	FCW3	+ \$0	
Espresso	FCW4	+ \$0	
Stain-to-Match	STM	+ \$70	
New Stain	Code	Price	
One-time stain matching fee (net)	STL	+ \$275	
Metal Finish Color (If metal frame is chosen.)	Code	Price	
Silver Metallic	FCM1	+ \$0	
Graphite	FCM2	+ \$0	
Taupe	FCM3	+ \$0	
Frame Options	Code	Price	
Protective Guard Clear Tape	FX1	+ \$84	

2. Seat Information

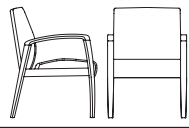
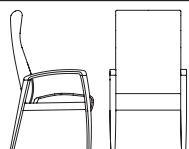
Seat Width	Code	Price	
21"	SW21	+ \$0	
24"	SW24	+ \$55	
30"	SW30	+ \$275	
44" (Not available for patient back.)	SW44	+ \$500	

Start/Center/End multi-seating is the most versatile and is designed for configurations requiring more than three seats. Seat size and back type may be mixed. Start/Center/End multi-seating is available in four seat widths and two back types. There is no limit to the number of Centers that can be placed between a Start and End. Seat widths, back types and arm styles may be mixed to create all sorts of seating.

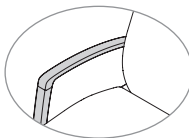

FEATURES:

- Designed for high traffic areas
- Wood or metal arm and frame choices
- Clean-out space
- Steel frame construction with metal-to-metal connection
- Silver ion anti-microbial wood finishes
- Wall-saver design
- Field replaceable parts
- Bariatric seat sizes
- Arm design provides support for easy ingress and egress
- Multi-seating configurations
- 4 wood stain finishes and three metal finishes
- Durable polyurethane arm cap (optional for wood arms)
- Optional upholstered arm inserts
- Easy maintenance with field-replaceable parts and arm caps
- 350 lb. weight capacity; bariatric model 750 lbs. weight capacity
- 10-Year Warranty
- All options and 1000's of textiles ship in 10 days

3. Back Information

Back Height	Code	Price	
Guest Back	BH1	+ \$0	
Patient Back	BH2	+ \$150	

4. Arm Information

Arm Type	Code	Price	
Open Arm	AT1	+ \$0	
Upholstered Arm	AT2	+ \$86	
Arm Cap	Code	Price	
No Arm Cap (For maple or beech frame only.)	ACP0	+ \$0	
Polyurethane (For metal frame only.)	ACP4	+ \$0	
Wood (For metal frame only.)	ACP3	+ \$80	
Polyurethane (For maple or beech frame only.)	ACP2	+ \$120	
Wood Arm Cap Finish (For metal frame with wood arm cap only.)	Code	Price	
Clear Maple	FCW1	+ \$0	
Medium Cherry	FCW2	+ \$0	
Amber Mahogany	FCW3	+ \$0	
Espresso	FCW4	+ \$0	
Stain-to-Match	STM	+ \$70	
New Stain	Code	Price	
One-time stain matching fee (net)	STL	+ \$275	

5. Upholstery Information

Cleaning and Protection	Code	Price	
Moisture Barrier Back	UM1	+ \$65	
Moisture Barrier Seat	UM2	+ \$65	
Moisture Barrier Back & Seat	UM3	+ \$130	
CAL 133	UCAL	+ \$100	

Single Upholstery	Code	Back and Seat	
		21"/24"	30"/44"
COM, or Fabric/Vinyl Grade 1	COM/FG1	+ \$0	+ \$0
Fabric/Vinyl Grade 2	FG2	+ \$60	+ \$100
Fabric/Vinyl Grade 3	FG3	+ \$150	+ \$220
Fabric/Vinyl Grade 4	FG4	+ \$275	+ \$365
Fabric/Vinyl Grade 5	FG5	+ \$415	+ \$525
Fabric/Vinyl Grade 6	FG6	+ \$575	+ \$705
Fabric/Vinyl Grade 7	FG7	+ \$735	+ \$885
COL, or Leather Grade 1	COL/LG1	+ \$600	+ \$685
Leather Grade 2	LG2	+ \$700	+ \$805
Leather Grade 3	LG3	+ \$800	+ \$1,005

Multiple Upholstery	Code	Back Only		Seat Only	
		21"/24"	30"/44"	21"/24"	30"/44"
Multiple Upholstery					
Multiple Upholstery	UMU	+ \$113	+ \$113	+ \$113	+ \$113
Textile					
COM, or Fabric/Vinyl Grade 1	COM/FG1	+ \$0	+ \$0	+ \$0	+ \$0
Fabric/Vinyl Grade 2	FG2	+ \$35	+ \$58	+ \$26	+ \$42
Fabric/Vinyl Grade 3	FG3	+ \$87	+ \$128	+ \$63	+ \$93
Fabric/Vinyl Grade 4	FG4	+ \$160	+ \$212	+ \$116	+ \$154
Fabric/Vinyl Grade 5	FG5	+ \$241	+ \$305	+ \$175	+ \$221
Fabric/Vinyl Grade 6	FG6	+ \$334	+ \$409	+ \$242	+ \$297
Fabric/Vinyl Grade 7	FG7	+ \$427	+ \$514	+ \$309	+ \$372
COL, or Leather Grade 1	COL/LG1	+ \$348	+ \$398	+ \$252	+ \$288
Leather Grade 2	LG2	+ \$406	+ \$467	+ \$294	+ \$339
Leather Grade 3	LG3	+ \$464	+ \$583	+ \$336	+ \$423

6. Packaging

Packaging	Code	Price
Fully Assembled in a Carton	P1	+ \$0

SPECIFICATIONS

Guest Back

Model:	21"	24"	30"	44"
Height	34.5	34.5	34.5	34.5
Width	24.5	27.5	33.5	47.5
Depth	26.5	26.5	26.5	26.5
Arm Height (height of arms from floor)	25.75	25.75	25.75	25.75
Arm Height (arm height from seat to top of arm)	7.25	7.25	7.25	7.25
Width Between Arms	20.75	23.75	29.75	43.75
Seat Width	21.75	24.75	30.75	44.75
Seat Depth	19	19	19	19
Seat Height	18.5	18.5	18.5	18.5
Back Height	18.5	18.5	18.5	18.5
Weight (wood/metal)	33 lbs./38 lbs.	35 lbs./40 lbs.	45 lbs./50 lbs.	72 lbs./77 lbs.
COM (back & seat)	1.9 yds.	1.9 yds.	3.1 yds.	3.4 yds.
Seat Only	1.2	1.2	1.2	1.6
Back Only	1.1	1.6	1.9	1.9
COL (back & seat)	29.4 sq. ft.	43.4 sq. ft.	47.6 sq. ft.	50.4 sq. ft.
Weight Capacity (per seat)	350 lbs.	350 lbs.	750 lbs.	750 lbs.

Dimensions are in inches.

NOTE: Yardage requirements for COM and COL are for solid and non-directional fabrics. Additional material may be required for larger repeating patterns.

Patient Back

Model:	21"	24"	30"
Height	44	44	44
Width	24.5	27.5	33.5
Depth	26.5	26.5	26.5
Arm Height (height of arms from floor)	25.75	25.75	25.75
Arm Height (arm height from seat to top of arm)	7.25	7.25	7.25
Width Between Arms	20.75	23.75	29.75
Seat Width	21.75	24.75	30.75
Seat Depth	19	19	19
Seat Height	18.5	18.5	18.5
Back Height	28.5	28.5	28.5
Weight (wood/metal)	37 lbs./42 lbs.	39 lbs./44 lbs.	52 lbs./57 lbs.
COM (back & seat)	2.8 yds.	2.8 yds.	3.8 yds.
Seat Only	1.2	1.2	1.2
Back Only	1.9	2.2	2.5
COL (back & seat)	35 sq. ft.	43.4 sq. ft.	50 sq. ft.
Weight Capacity (per seat)	350 lbs.	350 lbs.	750 lbs.

Dimensions are in inches.

NOTE: Yardage requirements for COM and COL are for solid and non-directional fabrics. Additional material may be required for larger repeating patterns.

FINAL PRICE CALCULATION

Category	Code	Price
Base Price		\$872
1. Appearance Information		
Frame Material		\$
Wood Finish Color		\$
Metal Finish Color		\$
New Stain		\$
Protective Guard Clear Tape		\$
2. Seat Information		
Seat Width		\$
3. Back Information		
Back Height		\$
4. Arm Information		
Arm Type		\$
Arm Cap		\$
Wood Arm Cap Finish (For Metal Frame)		\$
5. Upholstery Information		
Moisture Barrier Back		\$
Moisture Barrier Seat		\$
Moisture Barrier Back & Seat		\$
CAL 133		\$
Single Upholstered (please specify)		\$
Back & Seat		
Textile Manufacturer: _____		
Textile Pattern: _____		
Textile Colorway: _____		
<input type="checkbox"/> Rotate Fabric Direction 90 Degrees		
Multiple Upholstered (please specify)		
Multiple Upholstery		\$
Back		\$
Textile Manufacturer: _____		
Textile Pattern: _____		
Textile Colorway: _____		
<input type="checkbox"/> Rotate Fabric Direction 90 Degrees		
Seat		\$
Textile Manufacturer: _____		
Textile Pattern: _____		
Textile Colorway: _____		
<input type="checkbox"/> Rotate Fabric Direction 90 Degrees		
Arm		
<input type="checkbox"/> Upholster arm same as back		
<input type="checkbox"/> Upholster arm same as seat		
6. Packaging		\$
TOTAL PRICE:		\$
QUANTITY:		
REQUESTED DELIVERY DATE:		

AVIERA CENTER

CATEGORY: LOUNGE SEATING

COLLECTION: AVIERA

BASE PRICE: \$812

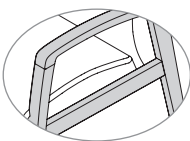
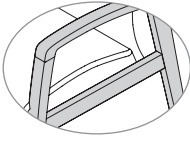
GSA SIN #: 711-16

Start/Center/End multi-seating is the most versatile and is designed for configurations requiring more than three seats. Seat size and back type may be mixed. Start/Center/End multi-seating is available in four seat widths and two back types. There is no limit to the number of Centers that can be placed between a Start and End. Seat widths, back types and arm styles may be mixed to create all sorts of seating.

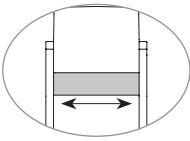
FEATURES:

- Designed for high traffic areas
- Wood or metal arm and frame choices
- Clean-out space
- Steel frame construction with metal-to-metal connection
- Silver ion anti-microbial wood finishes
- Wall-saver design
- Field replaceable parts
- Bariatric seat sizes
- Arm design provides support for easy ingress and egress
- Multi-seating configurations
- 4 wood stain finishes and three metal finishes
- Durable polyurethane arm cap (optional for wood arms)
- Optional upholstered arm inserts
- Easy maintenance with field-replaceable parts and arm caps
- 350 lb. weight capacity; bariatric model 750 lbs. weight capacity
- 10-Year Warranty
- All options and 1000's of textiles ship in 10 days

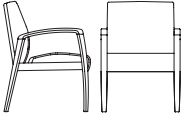
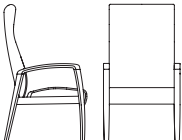
1. Appearance Information

Frame Material	Code	Price	
Metal	VRM.FS5.FM3	- \$34	
Beech	VRM.FS5.FM2	- \$29	
Maple	VRM.FS5.FM1	+ \$0	
Wood Finish Color (If maple or beech frame is chosen.)	Code	Price	
Clear Maple	FCW1	+ \$0	
Medium Cherry	FCW2	+ \$0	
Amber Mahogany	FCW3	+ \$0	
Espresso	FCW4	+ \$0	
Stain-to-Match	STM	+ \$70	
New Stain	Code	Price	
One-time stain matching fee (net)	STL	+ \$275	
Metal Finish Color (If metal frame is chosen.)	Code	Price	
Silver Metallic	FCM1	+ \$0	
Graphite	FCM2	+ \$0	
Taupe	FCM3	+ \$0	
Frame Options	Code	Price	
Protective Guard Clear Tape	FX1	+ \$42	

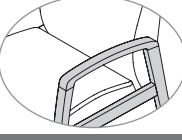
2. Seat Information

Seat Width	Code	Price	
21"	SW21	+ \$0	
24"	SW24	+ \$55	
30"	SW30	+ \$275	
44" (Not available for patient back.)	SW44	+ \$500	

3. Back Information

Back Height	Code	Price	
Guest Back	BH1	+ \$0	
Patient Back	BH2	+ \$150	

4. Arm Information

Arm Type (Left Arm)	Code	Price	
Open Arm	AT1	+ \$0	
Upholstered Arm	AT2	+ \$43	
Arm Cap	Code	Price	
No Arm Cap (For maple or beech frame only.)	ACPØ	+ \$0	
Polyurethane (For metal frame only.)	ACP4	+ \$0	
Wood (For metal frame only.)	ACP3	+ \$40	
Polyurethane (For maple or beech frame only.)	ACP2	+ \$60	
Wood Arm Cap Finish (For metal frame with wood arm cap only.)	Code	Price	
Clear Maple	FCW1	+ \$0	
Medium Cherry	FCW2	+ \$0	
Amber Mahogany	FCW3	+ \$0	
Espresso	FCW4	+ \$0	
Stain-to-Match	STM	+ \$70	
New Stain	Code	Price	
One-time stain matching fee (net)	STL	+ \$275	

5. Upholstery Information

Cleaning and Protection	Code	Price	
Moisture Barrier Back	UM1	+ \$65	
Moisture Barrier Seat	UM2	+ \$65	
Moisture Barrier Back & Seat	UM3	+ \$130	
CAL 133	UCAL	+ \$100	

Single Upholstery	Code	Back and Seat	
		21"/24"	30"/44"
COM, or Fabric/Vinyl Grade 1	COM/FG1	+ \$0	+ \$0
Fabric/Vinyl Grade 2	FG2	+ \$60	+ \$100
Fabric/Vinyl Grade 3	FG3	+ \$150	+ \$220
Fabric/Vinyl Grade 4	FG4	+ \$275	+ \$365
Fabric/Vinyl Grade 5	FG5	+ \$415	+ \$525
Fabric/Vinyl Grade 6	FG6	+ \$575	+ \$705
Fabric/Vinyl Grade 7	FG7	+ \$735	+ \$885
COL, or Leather Grade 1	COL/LG1	+ \$600	+ \$685
Leather Grade 2	LG2	+ \$700	+ \$805
Leather Grade 3	LG3	+ \$800	+ \$1,005

Multiple Upholstery	Code	Back Only		Seat Only	
		21"/24"	30"/44"	21"/24"	30"/44"
Multiple Upholstery					
Multiple Upholstery	UMU	+ \$113	+ \$113	+ \$113	+ \$113
Textile					
COM, or Fabric/Vinyl Grade 1	COM/FG1	+ \$0	+ \$0	+ \$0	+ \$0
Fabric/Vinyl Grade 2	FG2	+ \$35	+ \$58	+ \$26	+ \$42
Fabric/Vinyl Grade 3	FG3	+ \$87	+ \$128	+ \$63	+ \$93
Fabric/Vinyl Grade 4	FG4	+ \$160	+ \$212	+ \$116	+ \$154
Fabric/Vinyl Grade 5	FG5	+ \$241	+ \$305	+ \$175	+ \$221
Fabric/Vinyl Grade 6	FG6	+ \$334	+ \$409	+ \$242	+ \$297
Fabric/Vinyl Grade 7	FG7	+ \$427	+ \$514	+ \$309	+ \$372
COL, or Leather Grade 1	COL/LG1	+ \$348	+ \$398	+ \$252	+ \$288
Leather Grade 2	LG2	+ \$406	+ \$467	+ \$294	+ \$339
Leather Grade 3	LG3	+ \$464	+ \$583	+ \$336	+ \$423

6. Packaging

Packaging	Code	Price
Fully Assembled in a Carton	P1	+ \$0

SPECIFICATIONS

Guest Back

Model:	21"	24"	30"	44"
Height	34.5	34.5	34.5	34.5
Width	22.66	25.66	31.66	45.66
Depth	26.5	26.5	26.5	26.5
Arm Height (height of arms from floor)	25.75	25.75	25.75	25.75
Arm Height (arm height from seat to top of arm)	7.25	7.25	7.25	7.25
Width Between Arms	20.75	23.75	29.75	43.75
Seat Width	21.75	24.75	30.75	44.75
Seat Depth	19	19	19	19
Seat Height	18.5	18.5	18.5	18.5
Back Height	18.5	18.5	18.5	18.5
Weight (wood/metal)	33 lbs./38 lbs.	35 lbs./40 lbs.	45 lbs./50 lbs.	72 lbs./77 lbs.
COM (back & seat)	1.9 yds.	1.9 yds.	3.1 yds.	3.4 yds.
Seat Only	1.2	1.2	1.2	1.6
Back Only	1.1	1.6	1.9	1.9
COL (back & seat)	29.4 sq. ft.	43.4 sq. ft.	47.6 sq. ft.	50.4 sq. ft.
Weight Capacity (per seat)	350 lbs.	350 lbs.	750 lbs.	750 lbs.

Dimensions are in inches.

NOTE: Yardage requirements for COM and COL are for solid and non-directional fabrics. Additional material may be required for larger repeating patterns.

Patient Back

Model:	21"	24"	30"
Height	44	44	44
Width	22.66	25.66	31.66
Depth	26.5	26.5	26.5
Arm Height (height of arms from floor)	25.75	25.75	25.75
Arm Height (arm height from seat to top of arm)	7.25	7.25	7.25
Width Between Arms	20.75	23.75	29.75
Seat Width	21.75	24.75	30.75
Seat Depth	19	19	19
Seat Height	18.5	18.5	18.5
Back Height	28.5	28.5	28.5
Weight (wood/metal)	37 lbs./42 lbs.	39 lbs./44 lbs.	52 lbs./57 lbs.
COM (back & seat)	2.8 yds.	2.8 yds.	3.8 yds.
Seat Only	1.2	1.2	1.2
Back Only	1.9	2.2	2.5
COL (back & seat)	35 sq. ft.	43.4 sq. ft.	50 sq. ft.
Weight Capacity (per seat)	350 lbs.	350 lbs.	750 lbs.

Dimensions are in inches.

NOTE: Yardage requirements for COM and COL are for solid and non-directional fabrics. Additional material may be required for larger repeating patterns.

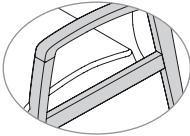
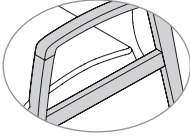
FINAL PRICE CALCULATION

Category	Code	Price
Base Price		\$812
1. Appearance Information		
Frame Material		\$
Wood Finish Color		\$
Metal Finish Color		\$
New Stain		\$
Protective Guard Clear Tape		\$
2. Seat Information		
Seat Width		\$
3. Back Information		
Back Height		\$
4. Arm Information		
Arm Type		\$
Arm Cap		\$
Wood Arm Cap Finish (For Metal Frame)		\$
5. Upholstery Information		
Moisture Barrier Back		\$
Moisture Barrier Seat		\$
Moisture Barrier Back & Seat		\$
CAL 133		\$
Single Upholstered (please specify)		\$
Back & Seat		
Textile Manufacturer: _____		
Textile Pattern: _____		
Textile Colorway: _____		
<input type="checkbox"/> Rotate Fabric Direction 90 Degrees		
Multiple Upholstered (please specify)		
Multiple Upholstery		\$
Back		\$
Textile Manufacturer: _____		
Textile Pattern: _____		
Textile Colorway: _____		
<input type="checkbox"/> Rotate Fabric Direction 90 Degrees		
Seat		\$
Textile Manufacturer: _____		
Textile Pattern: _____		
Textile Colorway: _____		
<input type="checkbox"/> Rotate Fabric Direction 90 Degrees		
Arm		
<input type="checkbox"/> Upholster arm same as back		
<input type="checkbox"/> Upholster arm same as seat		
6. Packaging		\$
TOTAL PRICE:		\$
QUANTITY:		
REQUESTED DELIVERY DATE:		

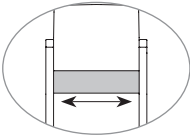
AVIERA END

CATEGORY: LOUNGE SEATING
COLLECTION: AVIERA
BASE PRICE: \$812
GSA SIN #: 711-16

1. Appearance Information

Frame Material	Code	Price	
Metal	VRM.FS6.FM3	- \$34	
Beech	VRM.FS6.FM2	- \$29	
Maple	VRM.FS6.FM1	+ \$0	
Wood Finish Color (If maple or beech frame is chosen.)	Code	Price	
Clear Maple	FCW1	+ \$0	
Medium Cherry	FCW2	+ \$0	
Amber Mahogany	FCW3	+ \$0	
Espresso	FCW4	+ \$0	
Stain-to-Match	STM	+ \$70	
New Stain	Code	Price	
One-time stain matching fee (net)	STL	+ \$275	
Metal Finish Color (If metal frame is chosen.)	Code	Price	
Silver Metallic	FCM1	+ \$0	
Graphite	FCM2	+ \$0	
Taupe	FCM3	+ \$0	
Frame Options	Code	Price	
Protective Guard Clear Tape	FX1	+ \$42	

2. Seat Information

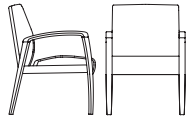
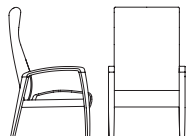
Seat Width	Code	Price	
21"	SW21	+ \$0	
24"	SW24	+ \$55	
30"	SW30	+ \$275	
44" (Not available for patient back.)	SW44	+ \$500	

Start/Center/End multi-seating is the most versatile and is designed for configurations requiring more than three seats. Seat size and back type may be mixed. Start/Center/End multi-seating is available in four seat widths and two back types. There is no limit to the number of Centers that can be placed between a Start and End. Seat widths, back types and arm styles may be mixed to create all sorts of seating.

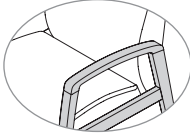
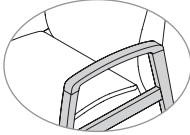
FEATURES:

- Designed for high traffic areas
- Wood or metal arm and frame choices
- Clean-out space
- Steel frame construction with metal-to-metal connection
- Silver ion anti-microbial wood finishes
- Wall-saver design
- Field replaceable parts
- Bariatric seat sizes
- Arm design provides support for easy ingress and egress
- Multi-seating configurations
- 4 wood stain finishes and three metal finishes
- Durable polyurethane arm cap (optional for wood arms)
- Optional upholstered arm inserts
- Easy maintenance with field-replaceable parts and arm caps
- 350 lb. weight capacity; bariatric model 750 lbs. weight capacity
- 10-Year Warranty
- All options and 1000's of textiles ship in 10 days

3. Back Information

Back Height	Code	Price	
Guest Back	BH1	+ \$0	
Patient Back	BH2	+ \$150	

4. Arm Information

Arm Type (Left Arm)	Code	Price	
Open Arm	AT1	+ \$0	
Upholstered Arm	AT2	+ \$43	
Arm Cap	Code	Price	
No Arm Cap (For maple or beech frame only.)	ACPØ	+ \$0	
Polyurethane (For metal frame only.)	ACP4	+ \$0	
Wood (For metal frame only.)	ACP3	+ \$40	
Polyurethane (For maple or beech frame only.)	ACP2	+ \$60	
Wood Arm Cap Finish (For metal frame with wood arm cap only.)	Code	Price	
Clear Maple	FCW1	+ \$0	
Medium Cherry	FCW2	+ \$0	
Amber Mahogany	FCW3	+ \$0	
Espresso	FCW4	+ \$0	
Stain-to-Match	STM	+ \$70	
New Stain	Code	Price	
One-time stain matching fee (net)	STL	+ \$275	

5. Upholstery Information

Cleaning and Protection	Code	Price			
Moisture Barrier Back	UM1	+ \$65			
Moisture Barrier Seat	UM2	+ \$65			
Moisture Barrier Back & Seat	UM3	+ \$130			
CAL 133	UCAL	+ \$100			
Single Upholstery	Code	Back and Seat			
		21"/24"	30"/44"		
COM, or Fabric/Vinyl Grade 1	COM/FG1	+ \$0	+ \$0		
Fabric/Vinyl Grade 2	FG2	+ \$60	+ \$100		
Fabric/Vinyl Grade 3	FG3	+ \$150	+ \$220		
Fabric/Vinyl Grade 4	FG4	+ \$275	+ \$365		
Fabric/Vinyl Grade 5	FG5	+ \$415	+ \$525		
Fabric/Vinyl Grade 6	FG6	+ \$575	+ \$705		
Fabric/Vinyl Grade 7	FG7	+ \$735	+ \$885		
COL, or Leather Grade 1	COL/LG1	+ \$600	+ \$685		
Leather Grade 2	LG2	+ \$700	+ \$805		
Leather Grade 3	LG3	+ \$800	+ \$1,005		
Multiple Upholstery	Code	Back Only		Seat Only	
		21"/24"	30"/44"	21"/24"	30"/44"
Multiple Upholstery					
Multiple Upholstery	UMU	+ \$113	+ \$113	+ \$113	+ \$113
Textile					
COM, or Fabric/Vinyl Grade 1	COM/FG1	+ \$0	+ \$0	+ \$0	+ \$0
Fabric/Vinyl Grade 2	FG2	+ \$35	+ \$58	+ \$26	+ \$42
Fabric/Vinyl Grade 3	FG3	+ \$87	+ \$128	+ \$63	+ \$93
Fabric/Vinyl Grade 4	FG4	+ \$160	+ \$212	+ \$116	+ \$154
Fabric/Vinyl Grade 5	FG5	+ \$241	+ \$305	+ \$175	+ \$221
Fabric/Vinyl Grade 6	FG6	+ \$334	+ \$409	+ \$242	+ \$297
Fabric/Vinyl Grade 7	FG7	+ \$427	+ \$514	+ \$309	+ \$372
COL, or Leather Grade 1	COL/LG1	+ \$348	+ \$398	+ \$252	+ \$288
Leather Grade 2	LG2	+ \$406	+ \$467	+ \$294	+ \$339
Leather Grade 3	LG3	+ \$464	+ \$583	+ \$336	+ \$423

6. Packaging

Packaging	Code	Price
Fully Assembled in a Carton	P1	+ \$0

SPECIFICATIONS

Guest Back

Model:	21"	24"	30"	44"
Height	34.5	34.5	34.5	34.5
Width	22.66	25.66	31.66	45.66
Depth	26.5	26.5	26.5	26.5
Arm Height (height of arms from floor)	25.75	25.75	25.75	25.75
Arm Height (arm height from seat to top of arm)	7.25	7.25	7.25	7.25
Width Between Arms	20.75	23.75	29.75	43.75
Seat Width	21.75	24.75	30.75	44.75
Seat Depth	19	19	19	19
Seat Height	18.5	18.5	18.5	18.5
Back Height	18.5	18.5	18.5	18.5
Weight (wood/metal)	33 lbs./38 lbs.	35 lbs./40 lbs.	45 lbs./50 lbs.	72 lbs./77 lbs.
COM (back & seat)	1.9 yds.	1.9 yds.	3.1 yds.	3.4 yds.
Seat Only	1.2	1.2	1.2	1.6
Back Only	1.1	1.6	1.9	1.9
COL (back & seat)	29.4 sq. ft.	43.4 sq. ft.	47.6 sq. ft.	50.4 sq. ft.
Weight Capacity (per seat)	350 lbs.	350 lbs.	750 lbs.	750 lbs.

Dimensions are in inches.

NOTE: Yardage requirements for COM and COL are for solid and non-directional fabrics. Additional material may be required for larger repeating patterns.

Patient Back

Model:	21"	24"	30"
Height	44	44	44
Width	22.66	25.66	31.66
Depth	26.5	26.5	26.5
Arm Height (height of arms from floor)	25.75	25.75	25.75
Arm Height (arm height from seat to top of arm)	7.25	7.25	7.25
Width Between Arms	20.75	23.75	29.75
Seat Width	21.75	24.75	30.75
Seat Depth	19	19	19
Seat Height	18.5	18.5	18.5
Back Height	28.5	28.5	28.5
Weight (wood/metal)	37 lbs./42 lbs.	39 lbs./44 lbs.	52 lbs./57 lbs.
COM (back & seat)	2.8 yds.	2.8 yds.	3.8 yds.
Seat Only	1.2	1.2	1.2
Back Only	1.9	2.2	2.5
COL (back & seat)	35 sq. ft.	43.4 sq. ft.	50 sq. ft.
Weight Capacity (per seat)	350 lbs.	350 lbs.	750 lbs.

Dimensions are in inches.

NOTE: Yardage requirements for COM and COL are for solid and non-directional fabrics. Additional material may be required for larger repeating patterns.

FINAL PRICE CALCULATION

Category	Code	Price
Base Price		\$812
1. Appearance Information		
Frame Material		\$
Wood Finish Color		\$
Metal Finish Color		\$
New Stain		\$
Protective Guard Clear Tape		\$
2. Seat Information		
Seat Width		\$
3. Back Information		
Back Height		\$
4. Arm Information		
Arm Type		\$
Arm Cap		\$
Wood Arm Cap Finish (For Metal Frame)		\$
5. Upholstery Information		
Moisture Barrier Back		\$
Moisture Barrier Seat		\$
Moisture Barrier Back & Seat		\$
CAL 133		\$
Single Upholstered (please specify)		\$
Back & Seat		
Textile Manufacturer: _____		
Textile Pattern: _____		
Textile Colorway: _____		
<input type="checkbox"/> Rotate Fabric Direction 90 Degrees		
Multiple Upholstered (please specify)		
Multiple Upholstery		\$
Back		\$
Textile Manufacturer: _____		
Textile Pattern: _____		
Textile Colorway: _____		
<input type="checkbox"/> Rotate Fabric Direction 90 Degrees		
Seat		\$
Textile Manufacturer: _____		
Textile Pattern: _____		
Textile Colorway: _____		
<input type="checkbox"/> Rotate Fabric Direction 90 Degrees		
Arm		
<input type="checkbox"/> Upholster arm same as back		
<input type="checkbox"/> Upholster arm same as seat		
6. Packaging		\$
TOTAL PRICE:		\$
QUANTITY:		
REQUESTED DELIVERY DATE:		

AVIERA LINKING TABLES

Tables are like bridges joining chairs and multi-seating elements. Connect like items together or mix it up. For instance, a table can link to a Guest or Patient chair on one side and a Pre-Configured, Freespan, Start or End element on the other. In a Start/Center/End configuration a table must connect to either a Start or an End. End tables have two legs, and 90° radius and square tables have one leg.

HIGH TRAFFIC. LOW STRESS.



\$546

Aviera center linking table, maple wood veneer top and edge, wood legs and clear maple stain.

AVIERA LINKING TABLES





CATEGORY: LOUNGE SEATING

COLLECTION: AVIERA

GSA SIN #: 711-11

COLLECTION FOR BASE PRICE: \$546

1. Appearance Information

Table Type	Code	Price	
Center	VRL.TTL1	+ \$0	
End	VRL.TTL3	+ \$160	
Corner Round 90°	VRL.TTL4	+ \$185	
Corner Square 90°	VRL.TTL5	+ 285	
Table Top and Edge Material	Code	Price	
Laminate Top and Polymer Edge	TM3	- \$130	
Beech Wood Veneer Top and Edge	TM2	- \$60	
Maple Wood Veneer Top and Edge	TM1	+ \$0	
Laminate Table Top Finish	Code	Price	
Fusion Maple Laminate	TL1	+ \$0	
Huntington Maple Laminate	TL2	+ \$0	
Cafelle Laminate	TL4	+ \$0	
Shaker Cherry Laminate	TL5	+ \$0	
Fonthill Pear Laminate	TL6	+ \$0	
Brighton Walnut Laminate	TL7	+ \$0	
Khaki Brown Laminate	TL9	+ \$0	
Slate Laminate	TL10	+ \$0	
Black Laminate	TL12	+ \$0	
Laminate Table Edge Finish	Code	Price	
Fusion Maple Polymer	TP1	+ \$0	
Huntington Maple Polymer	TP2	+ \$0	
Cafelle Polymer	TP4	+ \$0	
Mocha Polymer	TP5	+ \$0	
Fonthill Pear Polymer	TP6	+ \$0	
Brighton Walnut Polymer	TP7	+ \$0	
Khaki Brown Polymer	TP9	+ \$0	
Slate Polymer	TP10	+ \$0	
Black Polymer	TP12	+ \$0	
Polymer to Match	PTM	+ \$0	

To select laminates which pair with Aviera's standard stain colors, use the following combinations:

- Fonthill Pear (TL06) laminate goes with Clear Maple (FCW1) stain
- Shaker Cherry (TL5) laminate goes with Medium Cherry (FCW2) stain
- Brighton Walnut (TL7) laminate goes with Amber Mahogany (FCW3) stain
- Black (TL12) laminate goes with Espresso (FCW4) stain

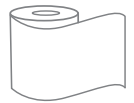
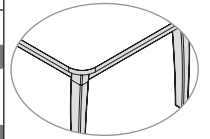
Aviera linking tables are designed to work with guest or patient chairs or any multi-seating element.

FEATURES:

- Connects to Aviera guest, patient and multi-seating
- 5 top shapes
- Maple, beech wood or laminate top
- Wood or metal legs
- 9 surface laminate and edge material colors

2. Leg and Base Information

Leg Material	Code	Price	
Wood	LM1	+ \$0	
Metal	LM2	+ \$0	
Wood Leg and Base Finish	Code	Price	
Clear Maple	FCW1	+ \$0	
Medium Cherry	FCW2	+ \$0	
Amber Mahogany	FCW3	+ \$0	
Espresso	FCW4	+ \$0	
Stain-to-Match	STM	+ \$70	
New Stain	Code	Price	
One-time stain matching fee (net)	STL	+ \$275	
Metal Leg and Base Finish (If metal base and leg are chosen)	Code	Price	
Silver Metallic	FCM1	+ \$0	
Graphite	FCM2	+ \$0	
Taupe	FCM3	+ \$0	
Leg Options	Code	Price	
Protective Guard Clear Tape (round or square table type)	LX1	+ \$21	
Protective Guard Clear Tape (end table type)	LX1	+ \$42	



3. Packaging

Packaging	Code	Price
Knocked Down	P7	+ \$0

AVIERA®

AVIERA LINKING TABLES

SPECIFICATIONS

Size	End	Center	Corner Round 90°	Corner Square 90°
Height (from floor)	16	16	16	16
Width	21	22	28.4	31
Depth	22	22	28.4	31
Weight (complete assembly)	11 lbs.	11 lbs.	18 lbs.	18 lbs.
Weight (table top)	6.5 lbs.	6.5 lbs.	15 lbs.	15 lbs.

Dimensions are in inches.

NOTE: Yardage requirements for COM and COL are for solid and non-directional fabrics. Additional material may be required for larger repeating patterns.

FINAL PRICE CALCULATION

Category	Code	Price
Base Price		\$546
1. Appearance Information		
Table Type		\$
Table Top and Edge Material		\$
Laminate Table Top Finish		\$
Laminate Table Edge Finish		\$
2. Leg and Base Information		
Leg Materials		\$
Wood Leg and Base Finish		\$
Metal Leg and Base Finish		\$
New Stain		\$
Protective Guard Clear Tape		\$
3. Packaging		\$

TOTAL PRICE: \$ _____

QUANTITY: _____

REQUESTED DELIVERY DATE: _____