

The OFS table program consists of 7 styles of tops in various top surfaces. The various top surfaces include High Pressure Laminate (HPL), veneer, fiberglass, and stainless steel. Natural and artificial stone material, Solid surface material, and glass tops are available upon special request. Please contact customer service for assistance with these materials.

## TABLE TOPS

**1000 Series 1.1875" Thick Veneer and HPL Matching PVC Edge or Veneer**  
1.1875" thick matching-edged top.

**32000 Series TFL Top with Matching 3 Millimeter PVC Edge**  
1.125" thick thermally fused laminate top with 3 mm PVC edge. 3" radius corners on square models.

**34000 Series Veneer 3 Millimeter Wood Edge**  
1.1875" thick veneered top surface with 3 mil thick wood edge-banding. Total of three edge shape options available.

**35300 Series HPL Reverse Knife Plywood Edge**  
1.1875" thick high pressure laminate top with 21 ply Baltic Birch rim exposed on underside of table.

**40000 Series Veneer & HPL 1.25" Wide Solid External Rim**  
1.1875" thick high pressure laminate or veneer top surface with externally applied solid hardwood rim. Available in five different edge shape options.

**49000 Series HPL Urethane Edge**  
1.1875" thick high pressure laminate top surface with molded urethane rubber edge in four edge shape options available.

**SS66000 Stainless Steel**  
1.125" thick top consisting of composite core encapsulated in a one-piece stainless steel sheeting on top and sides with white TFL surface on underside of top.

**Bases**  
See pages 807-812 for details.

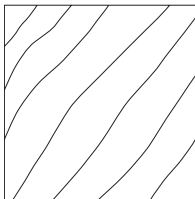
## Top Surfaces

## TABLE TOPS

### VENEER

OFS uses select hardwood veneers in the production of tops. Veneers are thermally pressed onto the core material and sanded prior to the finishing process. Flat cut standard veneer on all tops. Several "sketch-face" patterns are also available as standard options.

#### Flat Cut/Quartered Veneer:




Flat Cut Veneer (B5A)




Quartered Veneer (B4Z)


#### Sketch Face Patterns:



Diamond (A6L)



Reverse Diamond (A1Q)



Sunburst (A2G)



## STANDARD EUROLUXE™ VENEER FINISHES:

The following wood finishes are available on 1000, 34000, and 40000 tops as well as 35300 edge. Please use corresponding wood finish code when placing your order. Flat cut standard veneer used for AIS option, quartered maple veneer used for sketch face options.

<b>MMC</b> Mocha	<b>MVW</b> Port	<b>MRO</b> Linen
<b>QEC</b> Molasses	<b>MNW</b> Root	<b>OSL</b> Oslo
<b>MLC</b> Sienna	<b>MEP</b> Toffee	<b>PCO</b> Pecan
<b>BUW</b> Burnished	<b>MBM</b> Blonde	<b>MGO</b> Steel
<b>DST</b> Desert	<b>MHM</b> Honey	<b>MCL</b> Clear (35300 Edge Finish Only)
<b>EBY</b> Ebony		

**NOTE:** Check individual product page in price book for finish availability and specifications within each series.

## STUDIO VENEERS:

The following studio veneers are available on 1000, 34000, and 40000 tops. Please use the corresponding veneer code when placing your order.

<b>C2Q</b> Arabica
<b>SVC</b> Silver Grey
<b>C2P</b> Wheat

**NOTE:** MCL Clear comes standard on all studio veneer tops. Check individual product page in price book for finish availability and specifications within each series.

\*The wood species used on tables may vary. Due to natural variations in both solid wood and veneer, minor variations in color, grain, and texture may occur. Custom finishes available upon request. For color reference please go to [ofs.com](http://ofs.com).

## STANDARD LAMINATE HPL (HIGH-PRESSURE LAMINATE) & TFL (THERMALLY-FUSED LAMINATE) TOP OPTIONS:

The following laminates are available on 1000, 32000, 35300, 40000 and 49000 tops at standard list prices. Please use the corresponding laminate code when placing your order.

### Wood Grain Laminates:

HPL	TFL	
QUARTERED		
<b>QEP</b>	<b>QE2</b>	Molasses
<b>DSP</b>	<b>DS2</b>	Desert
<b>KDP</b>	<b>KD2</b>	Kodiak
<b>NWP</b>	<b>NW2</b>	Root
<b>MEP</b>	<b>EN2</b>	Toffee
<b>COP</b>	<b>CO2</b>	Linen
<b>PCP</b>	<b>PC2</b>	Pecan
<b>QRP</b>	<b>QR2</b>	Quarry
<b>STP</b>	<b>ST2</b>	Steel
FLAT CUT		
<b>MGP</b>	<b>VM2</b>	Cognac
<b>CMP</b>	<b>MC2</b>	Mocha
<b>CHP</b>	<b>LC2</b>	Sienna
<b>BUP</b>	<b>BU2</b>	Burnished
<b>BEP</b>	<b>BE2</b>	Blonde
<b>HNP</b>	<b>MH2</b>	Honey
<b>TMP</b>	<b>LM2</b>	Ochre

### Solid Color Laminates:

HPL	TFL	
<b>BLP</b>	<b>BL2</b>	Black
<b>FWP</b>	<b>FW2</b>	Frosty White
<b>GRP</b>	<b>GR2</b>	Grey
<b>RWP</b>	<b>RW2</b>	Pure White
<b>SGP</b>	<b>SG2</b>	Slate Grey
<b>WLP</b>	<b>WL2</b>	Wallaby

### Textured Laminates:

<b>NGP</b>	<b>NG2</b>	Natural Champagne
<b>NHP</b>	<b>NH2</b>	Natural Steam Wash

**NOTE:** Refer to individual product series for material specifications.



10734-60	Limber Maple	4886-38	Pearl Soapstone
10745-60	Fonthill Pear	4887-38	Tan Soapstone
10776-60	Kensington Maple	4888-38	Rustic Slate
1500-60	Grey	4904-38	Desert Springs
1503-60	Putty	4905-38	Spicewood Springs
1530-60	Beige	4907-38	Deep Springs
1531-60	Light Beige	4909-60	Ginseng Tea
1570-60	White	4911-38	Soft Gold Mesh
1572-60	Antique White	4912-38	Gilded Mesh
1573-60	Frosty White	4913-60	Eggplant
1595-60	Black	4915-60	Tangerine
1787-60	Oxide	4918-60	Sprout
2932-60	Almond Leather	4919-60	Blue Agave
4142-60	Grey Glace	4924-38	White Carrara
4143-60	Neutral Glace	4929-38	Bordeaux Juparana
4166-60	Pampas	4931-38	White Juparana
4168-60	Grey Pampas	4932-38	Golden Juparana
4170-60	Beige Pampas	7054-60	Wild Cherry
4621-60	White Nebula	7061-60	Natural Pear
4623-60	Graphite Nebula	7806-60	Bannister Oak
4630-60	Cloud Nebula	7816-60	Solar Oak
4633-60	Natural Nebula	7850-60	Beigewood
4651-60	Navy Legacy	7909-60	Fusion Maple
4656-60	Bronze Legacy	7911-60	Manitoba Maple
4663-60	Tawny Legacy	7921-38	Tuscan Walnut
4667-60	Green Tigris	7925-38	Monticello Maple
4669-60	Natural Tigris	7928-38	Castle Oak
4674-60	Evening Tigris	7929-38	Huntington Maple
4745-60	Maroochy Brush	7937-38	River Cherry
4746-60	Woolamai Brush	7938-38	New Age Oak
4762-60	Mystique Dawn	7946-38	Brazilwood
4779-60	Pewter Brush	7953-38	Harvest Maple
4783-60	White Tigris	7954-38	Natural Rift
4794-60	Windswept Bronze	D14-60	Port
4795-60	Windswept Pewter	D25-60	Atlantis
4796-60	Burnished Chestnut	D30-60	Natural Almond
4810-60	Titanium EV	D307-60	Hollyberry
4811-60	Silicon EV	D315-60	Platinum
4813-60	Nickel EV	D321-60	Brittany Blue
4814-60	Tungsten EV	D327-60	Pepperdust
4820-60	Carbon EV	D354-60	Designer White
4823-60	Antique Brush	D379-60	Indigo
4835-38	Tumbled Roca	D381-60	Fashion Grey
4841-60	Desert Zephyr	D403-60	White Sand
4842-60	Canyon Zephyr	D417-60	Lapis Blue
4843-60	Misted Zephyr	D431-60	Alabaster
4844-60	Loden Zephyr	D439-60	Wallaby
4845-60	Twilight Zephyr	D495-60	Coffee Bean
4846-60	Morro Zephyr	D50-60	Khaki Brown
4856-60	Cloud Zephyr	D90-60	North Sea
4857-60	Shadow Zephyr	D91-60	Slate Grey
4859-60	Spiced Zephyr	D92-60	Dove Grey
4869-60	Western White	D96-60	Shadow
4871-60	Western Suede		
4876-38	Sheer Mesh		
4877-38	Grey Mesh		
4878-38	Pewter Mesh		
4879-38	Steel Mesh		
4880-38	Carbon Mesh		
4882-38	Oiled Soapstone		
4883-38	Sable Soapstone		
4885-38	Green Soapstone		

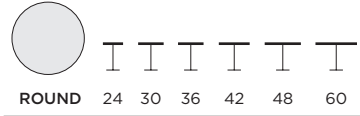
**THE FOLLOWING WILSONART  
STANDARD PATTERN HPL'S  
ARE AVAILABLE AT STANDARD  
LIST PRICES WITH EXTENDED  
LEAD TIMES.**

1572-38	Antique White
1573-38	Frosty White
4550-60	Granite
4551-60	Blackstar Granite
4552-60	Ebony Star
4595-60	Bahia Granite
4724-60	Milano Amber
4725-60	Milano Brown
4726-60	Milano Quartz
4781-60	Sunstone
4835-60	Tumbled Roca
4860-38	Silver Alchemy
4861-38	Gold Alchemy
7039-38	Windsor Mahogany
7039-60	Windsor Mahogany
7040-60	Figured Mahogany
7054-38	Wild Cherry
7110-60	Montana Walnut
7122-38	Empire Mahogany
7122-60	Empire Mahogany
7209-60	Nepal Teak
7885-60	English Oak
7919-38	Amber Cherry
7919-60	Amber Cherry
7921-60	Tuscan Walnut
7922-38	Brighton Walnut
7922-60	Brighton Walnut
7923-60	Versailles Anigre
7924-38	Biltmore Cherry
7924-60	Biltmore Cherry
7925-60	Monticello Maple
7928-60	Castle Oak
7929-60	Huntington Maple
7933-60	Cafelle
7935-60	Shaker Cherry
7936-60	Williamsburg Cherry
7937-60	River Cherry
7938-60	New Age Oak
7939-38	Blond Echo
7941-38	Tan Echo
7942-38	Cocobala
7943-38	Colombian Walnut
7944-38	Madagascar
7945-38	Xanadu
7947-38	Rio
7948-38	Mambo
7949-38	Asian Night
7951-38	Asian Sun
7952-38	Asian Sand
7957-38	Zanzibar
7959-38	Hampton Walnut
7960-38	Studio Teak
7962-38	Aloe
D12-60	Regimental Red
D26-60	Persian Blue
D315-38	Platinum

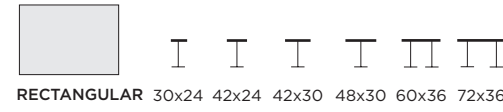


## 35300 HPL REVERSE KNIFE PLYWOOD EDGE STANDARD FEATURES

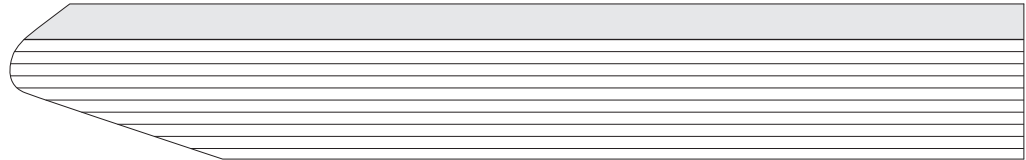
- 1.1875 Edge Thickness
- Top Surface Options - HPL with Exposed Plywood Edge
- Must specify Finish for Knife Edge
- Suitable for Indoor Use Only



### Edge Shapes



## 35300 HPL REVERSE KNIFE PLYWOOD EDGE



model	dia	th	w	d	wt	cu ft	HPL
<b>Round</b>							
35300-24RNDT	23.625	1.1875	n/a	n/a	21	1.5	\$ 518
35300-30RNDT	29.625	1.1875	n/a	n/a	33	2	\$ 743
35300-36RNDT	35.625	1.1875	n/a	n/a	54	4	\$ 1,007
35300-42RNDT	41.625	1.1875	n/a	n/a	72	5	\$ 1,417
35300-48RNDT	47.625	1.1875	n/a	n/a	90	7	\$ 1,698
35300-60RNDT	59.625	1.1875	n/a	n/a	128	10	\$ 2,614
<b>Square</b>							
35300-2424SDT	n/a	1.1875	23.625	23.625	24	1.5	\$ 430
35300-3030SDT	n/a	1.1875	29.625	29.625	37	2	\$ 591
35300-3636SDT	n/a	1.1875	35.625	35.625	59	4	\$ 791
35300-4242SDT	n/a	1.1875	41.625	41.625	80	5	\$ 1,053
35300-4848SDT	n/a	1.1875	47.625	47.625	99	7	\$ 1,312
<b>Rectangular</b>							
35300-3024RDT	n/a	1.1875	29.625	23.625	34	2.5	\$ 527
35300-4224RDT	n/a	1.1875	41.625	23.625	38	2.5	\$ 686
35300-4230RDT	n/a	1.1875	41.625	29.625	48	3.3	\$ 828
35300-4830RDT	n/a	1.1875	47.625	29.625	54	3.7	\$ 898
35300-6036RDT	n/a	1.1875	59.625	35.625	95	5.3	\$ 1,271
35300-7236RDT	n/a	1.1875	71.625	35.625	114	6.5	\$ 1,666

### OPTIONS

Top Finish	Edge Finish
HPL MGP CHP KDP MEP TMP QRP NHP GRP WLP CMP BUP VMP BEP COP STP BLP RWP QEP DSP NWP HNP PCP NGP FWP SGP	Veneer MMC BUW MVW MBM OSL QEC DST MNW MHM PCO MLC EBY MGW MRO MGO  NOTE: Specify MCL Clear for natural plywood edge finish

NOTE: Worksurfaces are available in Wilsonart matte texture standard pattern color laminates at standard list prices. Lead times may be extended depending on supplier's availability. See pages 797.

### HOW TO ORDER

SPECIFY: Top finish | edge finish. See pages 795-797 for additional top information and designator finish name.

### MODEL NUMBER

35300-24RNDT

Top Finish	Edge Finish
FWP	MLC