

The OFS table program consists of 7 styles of tops in various top surfaces. The various top surfaces include High Pressure Laminate (HPL), veneer, fiberglass, and stainless steel. Natural and artificial stone material, Solid surface material, and glass tops are available upon special request. Please contact customer service for assistance with these materials.

TABLE TOPS

1000 Series 1.1875" Thick Veneer and HPL Matching PVC Edge or Veneer
1.1875" thick matching-edged top.

32000 Series TFL Top with Matching 3 Millimeter PVC Edge
1.125" thick thermally fused laminate top with 3 mm PVC edge. 3" radius corners on square models.

34000 Series Veneer 3 Millimeter Wood Edge
1.1875" thick veneered top surface with 3 mil thick wood edge-banding. Total of three edge shape options available.

35300 Series HPL Reverse Knife Plywood Edge
1.1875" thick high pressure laminate top with 21 ply Baltic Birch rim exposed on underside of table.

40000 Series Veneer & HPL 1.25" Wide Solid External Rim
1.1875" thick high pressure laminate top with veneer top surface with externally applied solid hardwood rim. Available in five different edge shape options.

49000 Series HPL Urethane Edge
1.1875" thick high pressure laminate top surface with molded urethane rubber edge in four edge shape options available.

SS66000 Stainless Steel
1.125" thick top consisting of composite core encapsulated in a one-piece stainless steel sheeting on top and sides with white TFL surface on underside of top.

Bases
See pages 807-812 for details.

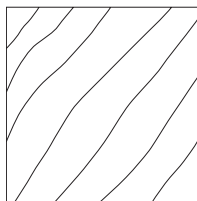
Top Surfaces

TABLE TOPS


VENEER

OFS uses select hardwood veneers in the production of tops. Veneers are thermally pressed onto the core material and sanded prior to the finishing process. Flat cut standard veneer on all tops. Several "sketch-face" patterns are also available as standard options.

Flat Cut/Quartered Veneer:




Flat Cut Veneer (B5A)




Quartered Veneer (B4Z)


Sketch Face Patterns:



Diamond (A6L)



Reverse Diamond (A1Q)



Sunburst (A2G)



STANDARD EUROLUXE™ VENEER FINISHES:

The following wood finishes are available on 1000, 34000, and 40000 tops as well as 35300 edge. Please use corresponding wood finish code when placing your order. Flat cut standard veneer used for AIS option, quartered maple veneer used for sketch face options.

MMC Mocha	MVW Port	MRO Linen
QEC Molasses	MNW Root	OSL Oslo
MLC Sienna	MEP Toffee	PCO Pecan
BUW Burnished	MBM Blonde	MGO Steel
DST Desert	MHM Honey	MCL Clear (35300 Edge Finish Only)
EBY Ebony		

NOTE: Check individual product page in price book for finish availability and specifications within each series.

STUDIO VENEERS:

The following studio veneers are available on 1000, 34000, and 40000 tops. Please use the corresponding veneer code when placing your order.

C2Q Arabica
SVC Silver Grey
C2P Wheat

NOTE: MCL Clear comes standard on all studio veneer tops. Check individual product page in price book for finish availability and specifications within each series.

*The wood species used on tables may vary. Due to natural variations in both solid wood and veneer, minor variations in color, grain, and texture may occur. Custom finishes available upon request. For color reference please go to ofs.com.

STANDARD LAMINATE HPL (HIGH-PRESSURE LAMINATE) & TFL (THERMALLY-FUSED LAMINATE) TOP OPTIONS:

The following laminates are available on 1000, 32000, 35300, 40000 and 49000 tops at standard list prices. Please use the corresponding laminate code when placing your order.

Wood Grain Laminates:

HPL	TFL	
QUARTERED		
QEP	QE2	Molasses
DSP	DS2	Desert
KDP	KD2	Kodiak
NWP	NW2	Root
MEP	EN2	Toffee
COP	CO2	Linen
PCP	PC2	Pecan
QRP	QR2	Quarry
STP	ST2	Steel
FLAT CUT		
MGP	VM2	Cognac
CMP	MC2	Mocha
CHP	LC2	Sienna
BUP	BU2	Burnished
BEP	BE2	Blonde
HNP	MH2	Honey
TMP	LM2	Ochre

Solid Color Laminates:

HPL	TFL	
BLP	BL2	Black
FWP	FW2	Frosty White
GRP	GR2	Grey
RWP	RW2	Pure White
SGP	SG2	Slate Grey
WLP	WL2	Wallaby

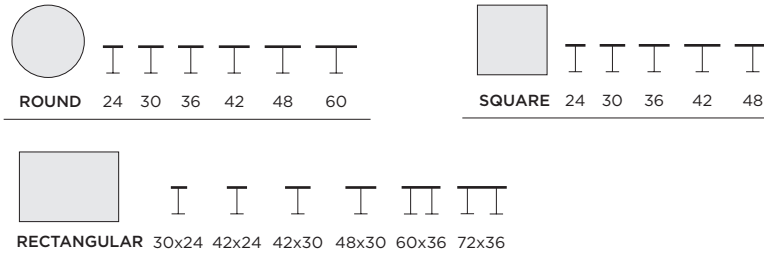
Textured Laminates:

NGP	NG2	Natural Champagne
NHP	NH2	Natural Steam Wash

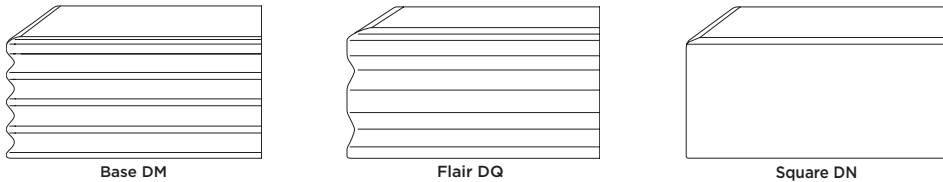
NOTE: Refer to individual product series for material specifications.

34000 VENEER 3 MILLIMETER WOOD EDGE STANDARD FEATURES

- 1.1875 Edge Thickness
- Top Surface Options - Standard Veneer, Studio Veneer or Sketch Face with Stain Matched Edge
- Suitable for Indoor Use Only






34000 VENEER 3 MILLIMETER WOOD EDGE



model	dia	th	w	d	wt	cu ft	standard veneer	studio veneer	sketch face
Round									
34000-24RNDT	24	1.1875	n/a	n/a	21	1.5	\$ 343	\$ 431	\$ 742
34000-30RNDT	30	1.1875	n/a	n/a	33	2	\$ 468	\$ 589	\$ 1,090
34000-36RNDT	36	1.1875	n/a	n/a	54	4	\$ 600	\$ 773	\$ 1,501
34000-42RNDT	42	1.1875	n/a	n/a	72	5	\$ 770	\$ 1,004	\$ 1,994
34000-48RNDT	48	1.1875	n/a	n/a	90	7	\$ 890	\$ 1,244	\$ 2,544
34000-60RNDT	60	1.1875	n/a	n/a	128	10	\$ 1,346	\$ 1,879	\$ 3,933
Square									
34000-2424SDT	n/a	1.1875	24	24	24	1.5	\$ 312	\$ 401	\$ 840
34000-3030SDT	n/a	1.1875	30	30	37	2	\$ 409	\$ 530	\$ 1,235
34000-3636SDT	n/a	1.1875	36	36	59	4	\$ 506	\$ 679	\$ 1,698
34000-4242SDT	n/a	1.1875	42	42	80	5	\$ 582	\$ 852	\$ 2,240
34000-4848SDT	n/a	1.1875	48	48	99	7	\$ 711	\$ 1,055	\$ 2,875
Rectangular									
34000-3024RDT	n/a	1.1875	30	24	34	2.5	\$ 380	\$ 478	\$ 1,934
34000-4224RDT	n/a	1.1875	42	24	38	2.5	\$ 442	\$ 576	\$ 2,115
34000-4230RDT	n/a	1.1875	42	30	48	3.3	\$ 528	\$ 694	\$ 2,295
34000-4830RDT	n/a	1.1875	48	30	54	3.7	\$ 588	\$ 773	\$ 2,486
34000-6036RDT	n/a	1.1875	60	36	95	5.3	\$ 895	\$ 1,172	\$ 3,036
34000-7236RDT	n/a	1.1875	72	36	114	6.5	\$ 1,066	\$ 1,392	\$ 3,339

OPTIONS

Surface Material	Finish	Edge Shape
A1S Standard Veneer A6L Diamond A1Q Reverse Diamond A2G Sunburst	Veneer MMC BUW MVW MBM OSL QEC DST MNW MHM PCO MLC EBW MGW MRO MGO	 DM Bead  DQ Flair
C6R Studio Veneer	C2Q SVC C2P NOTE: Studio Veneers come standard with Clear Finish (MCL)	 DN Square

HOW TO ORDER

SPECIFY: Surface material | finish. See pages 795-796 for additional top information and designator finish name.

MODEL NUMBER

34000-24RNDT

Surface Material	Finish	Edge Shape
A1S	MLC	DM