


## Bathtub - Tara.

Two-hole tub mixer for freestanding installation with hand shower set - platinum

Article number: 25 943 892-08



- 8-5/8" Projection
- Swivel spout 180°
- Hand shower: Standard spray
- Spout: Round aerated stream
- Hand shower with descaling system
- Tub / shower diverter
- Total height 36-1/4"
- Riser height 24-3/4"
- Height to aerator/spout outlet 30-1/8"
- Flanges Ø 3-1/2"
- Center to center 5-7/8"
- Metal shower hose 49-1/4" with anti-twist device
- Hand shower to be mounted on right pillar
- Water flow rate limited to max. 5.8 gpm
- Hand shower water flow rate limited to max. 1.8 gpm
- Fittings group in compliance with DIN 4109: 1
- NOTE: Local building codes may require the use of an anti-scald device. Please refer to remote pressure balance valve (35 910 970 90)
- Accessories available for mounting on left riser (or exchange shower bracket for wall bracket)
- Internal backflow preventer.



platinum

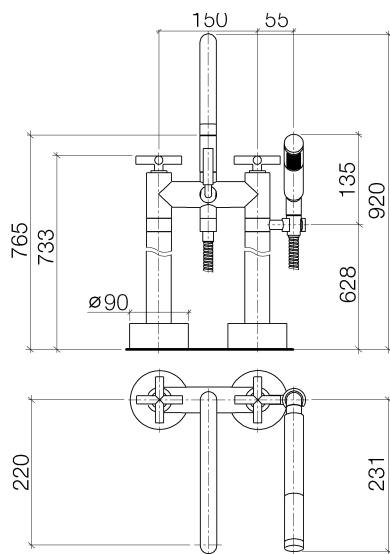
Accessory is required for this item.

## Bathtub - Tara.

Two-hole tub mixer for freestanding installation with hand shower set - platinum

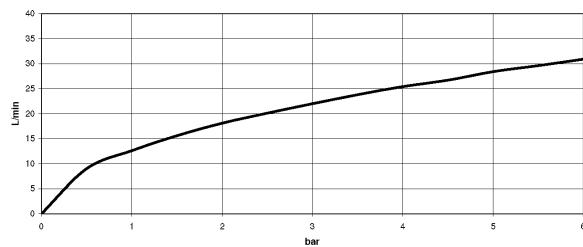
Article number: 25 943 892-08

### Dimensional drawing



All dimensions in mm / inch = mm x 0,0394

### Flow rate chart



## Bathtub - Tara.

Two-hole tub mixer for freestanding installation with hand shower set - platinum

Article number: 25 943 892-08


### Other surface finishes



polished chrome  
25 943 892-00



platinum matte  
25 943 892-06



black matte  
25 943 892-33

Other surfaces upon request (extra service)

### Required article



35 944 970-90 0010  
Floor mounting rough set -