

Sink - MEM

Lavatory spout, wall-mounted without drain - platinum matte

Article number: 13 800 782-06 0010



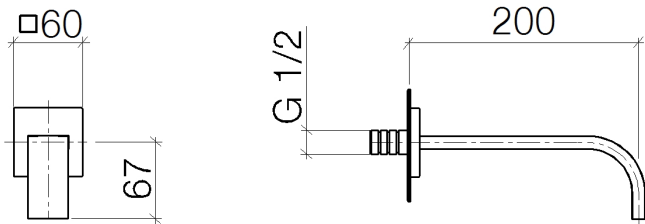
- 7-7/8" Projection
- Fixed spout
- Rectangular aerated stream
- 1-1/2" hole diameter
- Flange 2-3/8" x 2-3/8"
- 1/2" connection
- Water flow rate limited to max. 1.2 gpm
- lead-free
- For Touchfree control please order eSet Touchfree WITH or WITHOUT temperature adjustment



platinum matte

Accessory is required for this item.

Dimensional drawing



All dimensions in mm / inch = mm x 0,0394

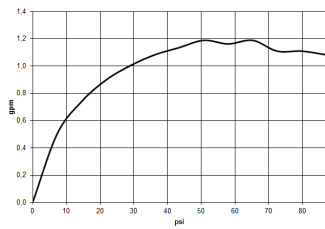


Sink - MEM


Lavatory spout, wall-mounted without drain - platinum matte

Article number: 13 800 782-06 0010


Flow rate chart




Other surface finishes



polished chrome
13 800 782-00 0010



platinum
13 800 782-08 0010



Cyprum
13 800 782-49 0010

Other surfaces upon request (extra service)



Sink - MEM

Lavatory spout, wall-mounted without drain - platinum matte

Article number: 13 800 782-06 0010

Required article



35 080 970-90 0010

Rough-in adapter -