



Prices effective February 5, 2018

Published October 2018

## Tu® Metal Storage

<b>Introduction</b>	<b>page 2</b>
<b>Tu® Metal Storage</b>	<b>3</b>
Pedestals	5
Pedestal Accessories	64
Lateral Files	72
Overfiles	88
File Tops	94
Lateral File Accessories	96
Storage Towers	103
Tower Accessories	128
Storage Cases	134
Bookcases	145
Keyless Locks	148
<b>Indices</b>	<b>151</b>
By Name	151
By Number	153
<b>Appendices</b>	
20-Day or Less/Assigned Lead-Time Order Information	
Keyed-Alike Information	
Stain-to-Match Program	
Customer's Own Material/Customer's Own Leather Order Information-Cushion Tops	
Customer's Own Material Order Information-Workspaces	
Proprietary Textiles Application Chart-Seating	
Proprietary Textile Colors-Seating	
Maharam® Application Chart-Seating	
Maharam Colors-Seating	
<b>For the latest materials information, refer to the Materials pages on HermanMiller.com.</b>	

**A Note on the Organization of This Book**

There are a few signals that will help you understand the organization of this book. Once you know them, you should be able to find your way around easily.

**Like a newspaper, this book is formatted with columns of text and illustrations that run vertically.**

Information wraps from one column to the next and continues for as many pages as it needs to.

**Black bars are clues.**

A black bar at the top of a page signals the start of information about a product.

This information is divided into two sections, each signaled by a black bar. Product Information includes a description, additional notes, and dimensional drawings. Specification Information, which always begins at the top of a column, includes a series of steps. Each step represents a decision you need to make in order to complete your product number. Steps must be followed sequentially. The number of pages needed to complete information on a product varies; some will be complete in one page; others may fill three or four pages. Just continue going through the steps until you run into the next product, signaled by the black bar at the top of the page.

Black tabs running along the outside edge of the page help you locate what section you are in or what section you want to go to. You can thumb forwards or backwards to find a section; tabs and text appear on both sides of the page.

The additional pages in the back of the book include the appendices and indices. They are signaled by a long black bar running along the outside edge of the page.

**The index is presented two ways.**

The first index is in alphabetical order by product name. It can be helpful if you are new to the products and numbering scheme or if you are looking for a type of product, such as work chair or round table. The second index is by product number. It lists, in alphanumeric order, the base product number, typically a five-digit number.

This book is effective February 5, 2018, subject to change without notice. Products may be purchased from authorized Herman Miller dealers who will quote prices upon request. For more information about our products and services or to see a list of dealers, visit [www.HermanMiller.com](http://www.HermanMiller.com).


All prices are list prices in US Dollars. Additional services, such as planning services, design, storage, and installation, are not included and must be added to these prices when the additional services are requested.


Illustrations, specifications, and prices are based on the latest information at the time of publication. The right is reserved to make changes at any time without notice in prices, fabrics, finishes, materials, specifications, and models, and also to discontinue models and finishes.

Dimensions shown in the drawings are engineering drawing dimensions rounded up to the nearest 1/8". Product is shipped set up or knocked down. Products that include "Shipped knocked down" in the description require some assembly. If this statement does not appear in the description, the product is shipped assembled.

Service problems are normally handled by a Herman Miller authorized dealer. Where this cannot be accomplished on a local level, service problems should be referred to the Customer Care Representative for your region, Herman Miller, Inc., Zeeland, Michigan 49464.

**20-Day or Less/Assigned Lead-Time Shipments**

All products and options in this price book not designated by an Assigned Program icon  will ship in **20 business days or less** after being acknowledged by Herman Miller.

Products and options designated by an  are on the assigned lead-time program and may ship in 20 days, less than 20 days, or more than 20 days from order acknowledgement.

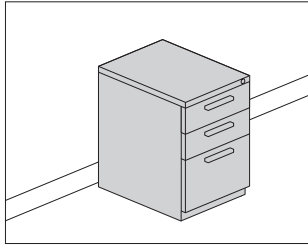
Metal Storage

Keyless Locks



## Bar-Pull Freestanding Pedestal

LK10A.  
LK10D.  
LK10L.



### Product Information

#### Description

This freestanding pedestal fits below a hanging or freestanding work surface. It has a painted, laminate, or veneer front, smooth-steel case, applied metal bar pulls, and 1" leveling glides. A counterweight is included.

Actual pedestal depth is 19<sup>3</sup>/<sub>8</sub>", 23<sup>1</sup>/<sub>4</sub>", or 27<sup>1</sup>/<sub>4</sub>". Standard-height pedestal is 26<sup>3</sup>/<sub>8</sub>" high; raised-height pedestal is 27<sup>1</sup>/<sub>4</sub>" high. Raised-height configuration adds 7<sup>7</sup>/<sub>8</sub>" to overall height to fill the space between the top of the pedestal and the underside of a surface.

Box drawers are available with 3/4-extension or full-extension slides.

File drawers have full-extension slides and hold letter-size front-to-back hanging files.

#### Notes

To add drawer divider, pencil tray, and file converters to drawer interiors, specify option (2M) or (3M).

For full extension slides on box drawers, specify option (SB).

Base on 2 drawers, raised height option (1) aligns with base on Tu® storage towers.

Pedestal will not fit below the following products:

- Action Office® table
  - Ethospace® round-end peninsula with access
- 24"-deep pedestal will not fit below the following products:
- 24"-deep Ethospace work surface with cable management trough
  - Action Office 60"-wide work surface
- 28"-deep pedestal will not fit below the following products:
- 30"-deep Ethospace work surface with cable management trough
  - Action Office 60"-wide work surface

Grain direction is vertical for veneer-front pedestals.

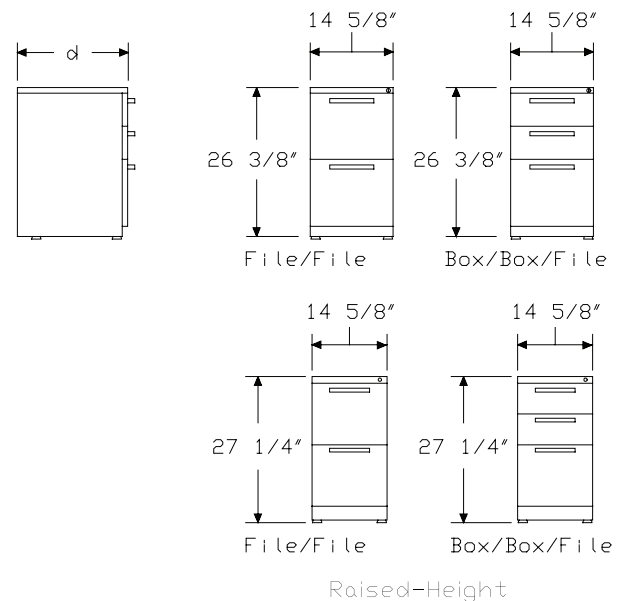
Order optional accessories separately:

- Drawer divider (LG903.)
- File compressor (LG908)
- File converter (LG907)
- File drawer organizer (LG901)
- Pedestal stationery divider (LG905)
- Utility tray (LG906)
- Storage organizer (LG910)

Storage organizer includes a hanging file holder, utility tray (pencil tray) and 2 containers. Storage organizer frame color matches drawer interior; file holder and containers are 91 white; utility tray is black.

For keyed-alike locks, order lock plugs separately. See Keyed-Alike Information in Appendices.

### Dimensions



# Bar-Pull Freestanding Pedestal

continued

Tu® Metal Storage

Specification Information			
Step 1.			
LK10			
Step 2. Front Material			
D.	painted metal front		
A.	veneer front <input type="checkbox"/>		
L.	laminate front		
Step 3. Depth			
20	20" deep		
24	24" deep		
28	28" deep		
Step 4. Configuration			
BBF	box/box/file		
FF	file/file		
Prices for Steps 1-4.			
		BBF	FF
LK10D. 20		\$652	670
24		\$690	707
28		\$753	770
LK10A. 20		\$883	902
24		\$920	939
28		\$987	1004
LK10L. 20		\$750	771
24		\$794	813
28		\$866	886
Step 5. Slides			
For box/box/file (BBF)			
SR	¾-extension roller slides on box drawer, full-extension ball bearing on file drawer		+\$0
SB	full-extension ball-bearing		+\$50
For file/file (FF)			
SB	full-extension ball-bearing		+\$0
Step 6. Paint/Steel Type			
SS	smooth paint on smooth steel		+\$0
XS	textured paint on smooth steel		+\$0

Step 7. Surface Finish		
<i>For smooth paint on smooth steel (SS)</i>		
<b>98</b>	studio white	+\$0
<b>8Q</b>	folkstone grey	+\$0
<b>BU</b>	black umber	+\$0
<b>HF</b>	inner tone light	+\$0
<b>LT</b>	light tone	+\$0
<b>LU</b>	soft white	+\$0
<b>MT</b>	medium tone	+\$0
<b>SG</b>	slate grey	+\$0
<b>WL</b>	sandstone	+\$0
<b>CN</b>	metallic champagne	+\$0
<b>EH</b>	metallic bronze	+\$0
<b>MS</b>	metallic silver	+\$0
Sand Texture Paint		
<i>For textured paint on smooth steel (XS)</i>		
<b>91</b>	white	+\$0
<b>98</b>	studio white	+\$0
<b>BK</b>	black	+\$0
<b>CL</b>	cool grey neutral	+\$0
<b>G1</b>	graphite	+\$0
<b>WN</b>	warm grey neutral	+\$0
Step 8. Front Finish		
Recut Veneer		
<i>For veneer front (A.)</i>		
<b>RA</b>	light ash <input type="checkbox"/>	+\$0
<b>RK</b>	mahogany dark <input type="checkbox"/>	+\$0
<b>RM</b>	mahogany <input type="checkbox"/>	+\$0
Wood Veneer		
<i>For veneer front (A.)</i>		
<b>2U</b>	light brown walnut <input type="checkbox"/>	+\$107
<b>40</b>	dark brown walnut <input type="checkbox"/>	+\$107
<b>ED</b>	aged cherry <input type="checkbox"/>	+\$107
<b>EK</b>	medium red walnut <input type="checkbox"/>	+\$107
<b>EW</b>	medium matte walnut <input type="checkbox"/>	+\$107
<b>ET</b>	clear on ash <input type="checkbox"/>	+\$107
<b>EV</b>	walnut on ash <input type="checkbox"/>	+\$107
<b>UL</b>	natural maple <input type="checkbox"/>	+\$107
<b>UX</b>	walnut on cherry <input type="checkbox"/>	+\$107

# Bar-Pull Freestanding Pedestal

continued

## For laminate front (L.)

<b>76</b>	light brown walnut	+\$0
<b>8Q</b>	folkstone grey	+\$0
<b>91</b>	white	+\$0
<b>98</b>	studio white	+\$0
<b>CL</b>	cool grey neutral	+\$0
<b>HM</b>	natural maple	+\$0
<b>HP</b>	light anigre	+\$0
<b>HX</b>	aged cherry	+\$0
<b>HY</b>	walnut on cherry	+\$0
<b>LA</b>	light ash	+\$0
<b>LBA</b>	clear on ash	+\$0
<b>LBB</b>	oak on ash	+\$0
<b>LBC</b>	walnut on ash	+\$0
<b>LBD</b>	dark brown walnut	+\$0
<b>LBE</b>	medium red walnut	+\$0
<b>LBF</b>	neutral twill	+\$0
<b>LBG</b>	sarum twill	+\$0
<b>LBH</b>	earthen twill	+\$0
<b>LBJ</b>	graphite twill	+\$0
<b>LBK</b>	pewter mesh	+\$0
<b>LBL</b>	steel mesh	+\$0
<b>LBM</b>	crisp linen	+\$0
<b>LBN</b>	classic linen	+\$0
<b>LBP</b>	casual linen	+\$0
<b>LBQ</b>	white twill	+\$0
<b>LBR</b>	phantom ecru	+\$0
<b>LBS</b>	phantom cocoa	+\$0
<b>LBU</b>	medium matte walnut	+\$0
<b>LBV</b>	warm grey teak	+\$0
<b>LU</b>	soft white	+\$0
<b>WL</b>	sandstone	+\$0
<b>WN</b>	warm grey neutral	+\$0
<b>X1</b>	chalk white	+\$0

## Step 9. Lock

<b>KA</b>	keyed alike	-\$10
<b>KC</b>	keyed differently, chrome	+\$0
<b>KD</b>	keyed differently, black	+\$0

## Step 10. Pull Finish

### Metallic Paint

<b>CN</b>	metallic champagne	+\$0
<b>MS</b>	metallic silver	+\$0

### Sand Texture Paint

<b>79</b>	green apple	+\$15
<b>BK</b>	black	+\$0
<b>MY3</b>	yellow oxide	+\$15
<b>RO</b>	red	+\$15
<b>TRQ</b>	turquoise	+\$15

### Smooth Paint


<b>8Q</b>	folkstone grey	+\$0
<b>91</b>	white	+\$0
<b>98</b>	studio white	+\$0
<b>G1</b>	graphite	+\$0
<b>WL</b>	sandstone	+\$0

## Step 11. Base Height


<b>1F</b>	standard height	+\$0
<b>2F</b>	raised height	+\$0

## Step 12. Drawer Interior

### For box/box/file (BBF)

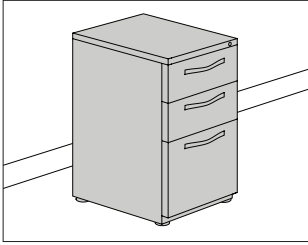
<b>NN</b>	none	+\$0
<b>2M</b>	drawer divider in box drawers, 2 file converters in file drawer	+\$25
<b>3M</b>	drawer divider in one box drawer, pencil tray in one box drawer, 2 file converters in file drawer	+\$25
<b>C51</b>	storage organizer including hanging file holder bin, utility tray and two containers 	+\$120

### For file/file (FF)

<b>NN</b>	none	+\$0
<b>1M</b>	2 file converters in each file drawer	+\$25
<b>C51</b>	storage organizer including hanging file holder bin, utility tray and two containers 	+\$120

## Arc Pull Freestanding Pedestal

LQ10A.  
LQ10D.  
LQ10L.



Tu® Metal Storage

### Product Information

#### Description

This freestanding pedestal fits below a hanging or freestanding work surface. It has a painted, laminate, or veneer front, smooth-steel case, applied metal arc pulls, and 1" leveling glides. A counterweight is included.

Actual pedestal depth is  $19\frac{3}{8}"$ ,  $23\frac{1}{4}"$ , or  $27\frac{3}{4}"$ . Standard-height pedestal is  $26\frac{3}{8}"$  high; raised-height pedestal is  $27\frac{1}{4}"$  high. Raised-height configuration adds  $\frac{7}{8}"$  to overall height to fill the space between the top of the pedestal and the underside of a surface.

Box drawers are available with  $\frac{3}{4}"$ -extension or full-extension slides.

File drawers have full-extension slides and hold letter-size front-to-back hanging files.

#### Notes

Pull design conforms to guidelines of Americans with Disabilities Act (ADA).

To add drawer divider, pencil tray, file converters and storage organizer to drawer interiors, specify option (1M), (2M), (3M) or (C51).

For full extension slides on box drawers, specify option (SB).

Base on 2 drawers, raised height option (1) aligns with base on Tu® storage towers.

Pedestal will not fit below the following products:

- Action Office® table
- Ethospace® round-end peninsula with access

24"-deep pedestal will not fit below the following products:

- 24"-deep Ethospace work surface with cable management trough
- Action Office 60"-wide work surface

28"-deep pedestal will not fit below the following products:

- 30"-deep Ethospace work surface with cable management trough
- Action Office 60"-wide work surface

Grain direction is vertical for veneer-front pedestals.

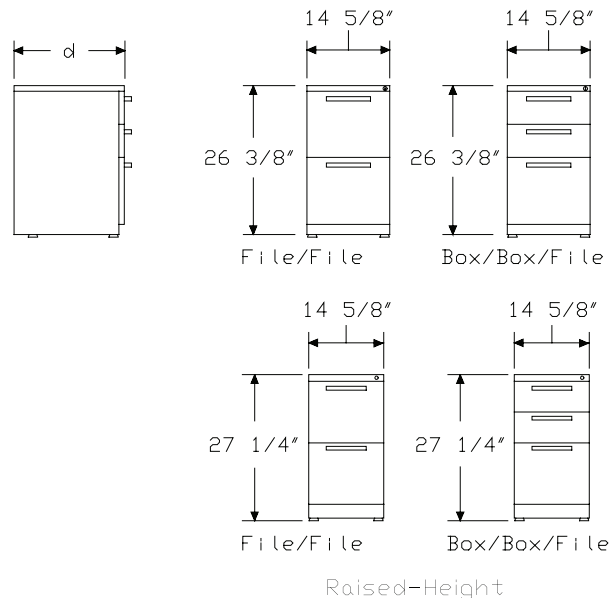
Order optional accessories separately:

- Drawer divider (LG903.)
- File compressor (LG908)
- File converter (LG907)
- File drawer organizer (LG901)
- Pedestal stationery divider (LG905)
- Utility tray (LG906)
- Storage organizer (LG910)

Storage organizer includes a hanging file holder, utility tray (pencil tray) and 2 containers. The storage organizer frame color matches the drawer interior; file holder and containers are 91 white; utility tray is black.

For keyed-alike locks, order lock plugs separately. See Keyed-Alike Information in Appendices.

### Dimensions





# Arc Pull Freestanding Pedestal

continued

Specification Information		
Step 1.		
LQ10		
Step 2. Front Material		
D.	painted metal front	
A.	veneer front <input type="checkbox"/>	
L.	laminate front	
Step 3. Depth		
20	20" deep	
24	24" deep	
28	28" deep	
Step 4. Configuration		
BBF	box/box/file	
FF	file/file	
Prices for Steps 1-4.		
	BBF	FF
LQ10D. 20	\$652	670
24	\$690	707
28	\$753	770
LQ10A. 20	\$883	902
24	\$920	939
28	\$987	1004
LQ10L. 20	\$750	771
24	\$794	813
28	\$866	886
Step 5. Slides		
For box/box/file (BBF)		
SR	¾-extension roller slides on box drawer, full-extension ball bearing on file drawer	+\$0
SB	full-extension ball-bearing	+\$50
For file/file (FF)		
SB	full-extension ball-bearing	+\$0
Step 6. Paint/Steel Type		
SS	smooth paint on smooth steel	+\$0
XS	textured paint on smooth steel	+\$0

Step 7. Surface Finish		
<i>For smooth paint on smooth steel (SS)</i>		
<b>8Q</b>	folkstone grey	+\$0
<b>98</b>	studio white	+\$0
<b>BU</b>	black umber	+\$0
<b>CN</b>	metallic champagne	+\$0
<b>EH</b>	metallic bronze	+\$0
<b>HF</b>	inner tone light	+\$0
<b>LT</b>	light tone	+\$0
<b>LU</b>	soft white	+\$0
<b>MS</b>	metallic silver	+\$0
<b>MT</b>	medium tone	+\$0
<b>SG</b>	slate grey	+\$0
<b>WL</b>	sandstone	+\$0
Sand Texture Paint		
<i>For textured paint on smooth steel (XS)</i>		
<b>91</b>	white	+\$0
<b>98</b>	studio white	+\$0
<b>BK</b>	black	+\$0
<b>CL</b>	cool grey neutral	+\$0
<b>G1</b>	graphite	+\$0
<b>WN</b>	warm grey neutral	+\$0
Step 8. Front Finish		
Recut Veneer		
<i>For veneer front (A.)</i>		
<b>RA</b>	light ash <input type="checkbox"/>	+\$0
<b>RK</b>	mahogany dark <input type="checkbox"/>	+\$0
<b>RM</b>	mahogany <input type="checkbox"/>	+\$0
Wood Veneer		
<i>For veneer front (A.)</i>		
<b>2U</b>	light brown walnut <input type="checkbox"/>	+\$107
<b>40</b>	dark brown walnut <input type="checkbox"/>	+\$107
<b>ED</b>	aged cherry <input type="checkbox"/>	+\$107
<b>EK</b>	medium red walnut <input type="checkbox"/>	+\$107
<b>EW</b>	medium matte walnut <input type="checkbox"/>	+\$107
<b>ET</b>	clear on ash <input type="checkbox"/>	+\$107
<b>EU</b>	oak on ash <input type="checkbox"/>	+\$107
<b>EV</b>	walnut on ash <input type="checkbox"/>	+\$107
<b>UL</b>	natural maple <input type="checkbox"/>	+\$107
<b>UX</b>	walnut on cherry <input type="checkbox"/>	+\$107

Tu® Metal Storage

# Arc Pull Freestanding Pedestal

continued

Tu® Metal Storage

For laminate front (L.)		
<b>76</b>	light brown walnut	+\$0
<b>8Q</b>	folkstone grey	+\$0
<b>91</b>	white	+\$0
<b>98</b>	studio white	+\$0
<b>CL</b>	cool grey neutral	+\$0
<b>HM</b>	natural maple	+\$0
<b>HP</b>	light anigre	+\$0
<b>HX</b>	aged cherry	+\$0
<b>HY</b>	walnut on cherry	+\$0
<b>LA</b>	light ash	+\$0
<b>LBA</b>	clear on ash	+\$0
<b>LBB</b>	oak on ash	+\$0
<b>LBC</b>	walnut on ash	+\$0
<b>LBD</b>	dark brown walnut	+\$0
<b>LBE</b>	medium red walnut	+\$0
<b>LBF</b>	neutral twill	+\$0
<b>LBG</b>	sarum twill	+\$0
<b>LBH</b>	earthen twill	+\$0
<b>LBJ</b>	graphite twill	+\$0
<b>LBK</b>	pewter mesh	+\$0
<b>LBL</b>	steel mesh	+\$0
<b>LBM</b>	crisp linen	+\$0
<b>LBN</b>	classic linen	+\$0
<b>LBP</b>	casual linen	+\$0
<b>LBQ</b>	white twill	+\$0
<b>LBR</b>	phantom ecru	+\$0
<b>LBS</b>	phantom cocoa	+\$0
<b>LBU</b>	medium matte walnut	+\$0
<b>LBV</b>	warm grey teak	+\$0
<b>LU</b>	soft white	+\$0
<b>WL</b>	sandstone	+\$0
<b>WN</b>	warm grey neutral	+\$0
<b>X1</b>	chalk white	+\$0

## Step 9. Lock

<b>KA</b>	keyed alike	-\$10
<b>KC</b>	keyed differently, chrome	+\$0
<b>KD</b>	keyed differently, black	+\$0

## Step 10. Pull Finish

<b>NH</b>	brushed nickel	+\$0
<b>NK</b>	black nickel	+\$0

## Step 11. Base Height

<b>1F</b>	standard height	+\$0
<b>2F</b>	raised height	+\$0

## Step 12. Drawer Interior

### For 20" deep (20) or 24" deep (24) with box/box/file (BBF)

<b>NN</b>	none	+\$0
<b>2M</b>	drawer divider in box drawers, 2 file converters in file drawer	+\$25
<b>3M</b>	drawer divider in one box drawer, pencil tray in one box drawer, 2 file converters in file drawer	+\$25
<b>C51</b>	storage organizer including hanging file holder bin, utility tray and two containers <b>A</b>	+\$120

### For 28" deep (28) with box/box/file (BBF)

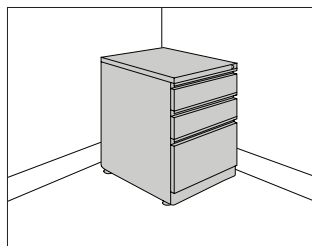
<b>NN</b>	none	+\$0
<b>2M</b>	drawer divider in box drawers, 2 file converters in file drawer	+\$25
<b>3M</b>	drawer divider in one box drawer, pencil tray in one box drawer, 2 file converters in file drawer	+\$25

### For 20" deep (20) or 24" deep (24) with file/file (FF)

<b>NN</b>	none	+\$0
<b>1M</b>	2 file converters in each file drawer	+\$25
<b>C51</b>	storage organizer including hanging file holder bin, utility tray and two containers <b>A</b>	+\$120

### For 28" deep (28) with file/file (FF)

<b>NN</b>	none	+\$0
<b>1M</b>	2 file converters in each file drawer	+\$25



### Product Information

#### Description

This freestanding pedestal fits below a hanging or freestanding work surface. It has a smooth-steel case, full-width pulls, and 1" leveling glides. Counterweight is included.

Actual pedestal depth is  $19\frac{3}{8}"$ ,  $23\frac{1}{4}"$ , or  $27\frac{3}{4}"$ . Standard-height pedestal is  $26\frac{3}{8}"$  high; raised-height pedestal is  $27\frac{1}{4}"$  high. Raised-height configuration adds  $\frac{7}{8}"$  to overall height to fill the space between the top of the file and the underside of a surface.

Drawers are available with full-extension or  $\frac{3}{4}$ -extension slides. A drawer divider, utility tray or storage organizer is optional for box drawers. File drawers hold letter-size front-to-back hanging files. File converters are optional for letter-, legal-, and A4-size side-to-side hanging files.

#### Notes

Base on 2 drawers, raised height option (1) aligns with base on Tu® storage towers.

Pedestal will not fit below the following products:

- Action Office® table
  - Ethospace® round-end peninsula with access
- 24"-deep pedestal will not fit below the following products:
- 24"-deep Ethospace work surface with cable management trough

28"-deep pedestal will not fit below the following products:

- 30"-deep Ethospace work surface with cable management trough

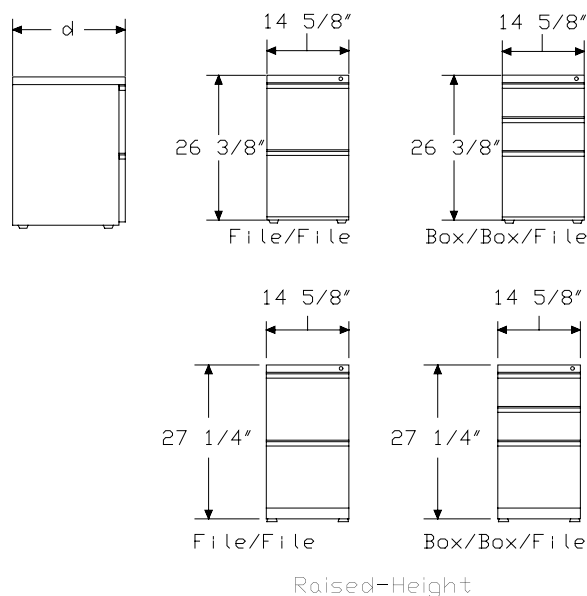
Order optional accessories separately:

- Drawer divider (LG903.)
- File compressor (LG908)
- File converter (LG907)
- File drawer organizer (LG901)
- Pedestal stationery divider (LG905)
- Utility tray (LG906)
- Storage organizer (LG910)

Storage organizer includes a hanging file holder, utility tray (pencil tray) and 2 containers. The storage organizer frame color matches the drawer interior; file holder and containers are 91 white; utility tray is black.

For keyed-alike locks, order lock plugs separately. See Keyed-Alike Information in Appendices.

### Dimensions



# W-Pull Freestanding Pedestal

continued

Tu® Metal Storage

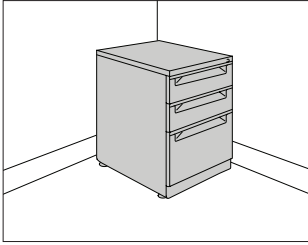
Specification Information			
Step 1.			
<b>LW100.</b>			
Step 2. Depth			
<b>20</b>	20" deep		
<b>24</b>	24" deep		
<b>28</b>	28" deep		
Step 3. Configuration			
<b>BBF</b>	box/box/file		
<b>FF</b>	file/file		
Prices for Steps 1-3.			
		<b>BBF</b>	<b>FF</b>
<b>LW100. 20</b>		\$562	515
<b>24</b>		\$575	530
<b>28</b>		\$646	596
Step 4. Slides			
<i>For box/box/file (BBF)</i>			
<b>SR</b>	¾-extension roller slides on box drawer, full-extension ball bearing on file drawer		+\$0
<b>SB</b>	full-extension ball-bearing		+\$50
<i>For file/file (FF)</i>			
<b>SB</b>	full-extension ball-bearing		+\$0
Step 5. Paint/Steel Type			
<b>SS</b>	smooth paint on smooth steel		+\$0
<b>XS</b>	textured paint on smooth steel		+\$0

Step 6. Surface Finish		
<i>For smooth paint on smooth steel (SS)</i>		
<b>8Q</b>	folkstone grey	+\$0
<b>98</b>	studio white	+\$0
<b>BU</b>	black umber	+\$0
<b>CN</b>	metallic champagne	+\$0
<b>EH</b>	metallic bronze	+\$0
<b>HF</b>	inner tone light	+\$0
<b>LT</b>	light tone	+\$0
<b>LU</b>	soft white	+\$0
<b>MS</b>	metallic silver	+\$0
<b>MT</b>	medium tone	+\$0
<b>SG</b>	slate grey	+\$0
<b>WL</b>	sandstone	+\$0
Sand Texture Paint		
<i>For textured paint on smooth steel (XS)</i>		
<b>91</b>	white	+\$0
<b>98</b>	studio white	+\$0
<b>BK</b>	black	+\$0
<b>CL</b>	cool grey neutral	+\$0
<b>G1</b>	graphite	+\$0
<b>WN</b>	warm grey neutral	+\$0
Step 7. Lock		
<b>KA</b>	keyed alike	-\$10
<b>KC</b>	keyed differently, chrome	+\$0
<b>KD</b>	keyed differently, black	+\$0
Step 8. Base Height		
<b>1F</b>	standard height	+\$0
<b>2F</b>	raised height	+\$0
Step 9. Drawer Interior		
<i>For 20" deep (20) or 24" deep (24) with box/box/file (BBF)</i>		
<b>NN</b>	none	+\$0
<b>2M</b>	drawer divider in box drawers, 2 file converters in file drawer	+\$25
<b>3M</b>	drawer divider in one box drawer, pencil tray in one box drawer, 2 file converters in file drawer	+\$25
<b>C51</b>	storage organizer including hanging file holder bin, utility tray and two containers <b>A</b>	+\$120

# W-Pull Freestanding Pedestal

continued

<i>For 28" deep (28) with box/box/file (BBF)</i>		
<b>NN</b>	none	+\$0
<b>2M</b>	drawer divider in box drawers, 2 file converters in file drawer	+\$25
<b>3M</b>	drawer divider in one box drawer, pencil tray in one box drawer, 2 file converters in file drawer	+\$25
<i>For 20" deep (20) or 24" deep (24) with file/file (FF)</i>		
<b>NN</b>	none	+\$0
<b>1M</b>	2 file converters in each file drawer	+\$25
<b>C51</b>	storage organizer including hanging file holder bin, utility tray and two containers <span style="border: 1px solid black; padding: 0 2px;">A</span>	+\$120
<i>For 28" deep (28) with file/file (FF)</i>		
<b>NN</b>	none	+\$0
<b>1M</b>	2 file converters in each file drawer	+\$25

**Product Information****Description**

This freestanding pedestal fits below a hanging or freestanding work surface. It has a smooth-steel case, full-width recessed pulls, and 1" leveling glides. Counterweight is included.

Actual pedestal depth is  $19\frac{3}{8}"$ ,  $23\frac{1}{4}"$ , or  $27\frac{3}{4}"$ . Standard-height pedestal is  $26\frac{3}{8}"$  high; raised-height pedestal is  $27\frac{1}{4}"$  high. Raised-height configuration adds  $\frac{7}{8}"$  to overall height to fill the space between the top of the pedestal and the underside of a surface.

Drawers are available with full-extension or  $\frac{3}{4}"$ -extension slides. A drawer divider, utility tray or storage organizer is optional for box drawers. File drawers hold letter-size front-to-back hanging files. File converters are optional for letter-, legal-, and A4-size side-to-side hanging files.

**Notes**

Base on 2 drawers, raised height option (1) aligns with base on Tu® storage towers.

Pedestal will not fit below the following products:

- Action Office® table
  - Ethospace® round-end peninsula with access
- 24"-deep pedestal will not fit below the following products:
- 24"-deep Ethospace work surface with cable management trough
  - Action Office 60"-wide work surface

28"-deep pedestal will not fit below the following products:

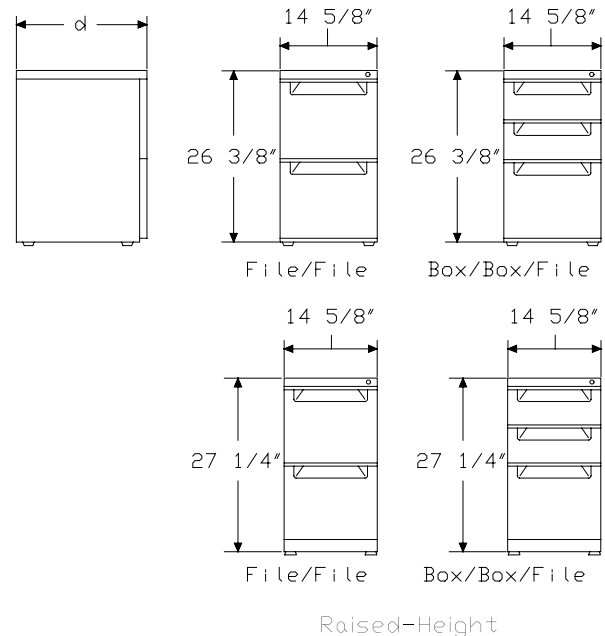
- 30"-deep Ethospace work surface with cable management trough
- Action Office 60"-wide work surface

Order optional accessories separately:

- Drawer divider (LG903.)
- File compressor (LG908)
- File converter (LG907)
- File drawer organizer (LG901)
- Pedestal stationery divider (LG905)
- Utility tray (LG906)
- Storage organizer (LG910)

Storage organizer includes a hanging file holder, utility tray (pencil tray) and 2 containers. The storage organizer frame color matches the drawer interior; file holder and containers are 91 white; utility tray is black.


For keyed-alike locks, order lock plugs separately. See Keyed-Alike Information in Appendices.

**Dimensions**

# V-Pull Freestanding Pedestal

continued

Specification Information		
Step 1.		
<b>LV100.</b>		
Step 2. Depth		
<b>20</b>	20" deep	
<b>24</b>	24" deep	
<b>28</b>	28" deep	
Step 3. Configuration		
<b>BBF</b>	box/box/file	
<b>FF</b>	file/file	
Prices for Steps 1-3.		
	<b>BBF</b>	<b>FF</b>
<b>LV100. 20</b>	\$577	532
<b>24</b>	\$595	545
<b>28</b>	\$666	611
Step 4. Slides		
<i>For box/box/file (BBF)</i>		
<b>SR</b>	¾-extension roller slides on box drawer, full-extension ball bearing on file drawer	+\$0
<b>SB</b>	full-extension ball-bearing	+\$50
<i>For file/file (FF)</i>		
<b>SB</b>	full-extension ball-bearing	+\$0
Step 5. Paint/Steel Type		
<b>SS</b>	smooth paint on smooth steel	+\$0
<b>XS</b>	textured paint on smooth steel	+\$0

Step 6. Surface Finish		
<i>For smooth paint on smooth steel (SS)</i>		
<b>8Q</b>	folkstone grey	+\$0
<b>98</b>	studio white	+\$0
<b>BU</b>	black umber	+\$0
<b>CN</b>	metallic champagne	+\$0
<b>EH</b>	metallic bronze	+\$0
<b>HF</b>	inner tone light	+\$0
<b>LT</b>	light tone	+\$0
<b>LU</b>	soft white	+\$0
<b>MS</b>	metallic silver	+\$0
<b>MT</b>	medium tone	+\$0
<b>SG</b>	slate grey	+\$0
<b>WL</b>	sandstone	+\$0
Sand Texture Paint		
<i>For textured paint on smooth steel (XS)</i>		
<b>91</b>	white	+\$0
<b>98</b>	studio white	+\$0
<b>BK</b>	black	+\$0
<b>CL</b>	cool grey neutral	+\$0
<b>G1</b>	graphite	+\$0
<b>WN</b>	warm grey neutral	+\$0
Step 7. Lock		
<b>KA</b>	keyed alike	-\$10
<b>KC</b>	keyed differently, chrome	+\$0
<b>KD</b>	keyed differently, black	+\$0
Step 8. Base Height		
<b>1F</b>	standard height	+\$0
<b>2F</b>	raised height	+\$0
Step 9. Drawer Interior		
<i>For 20" deep (20) or 24" deep (24) with box/box/file (BBF)</i>		
<b>NN</b>	none	+\$0
<b>2M</b>	drawer divider in box drawers, 2 file converters in file drawer	+\$25
<b>3M</b>	drawer divider in one box drawer, pencil tray in one box drawer, 2 file converters in file drawer	+\$25
<b>C51</b>	storage organizer including hanging file holder bin, utility tray and two containers 	+\$120

Tu® Metal Storage

# V-Pull Freestanding Pedestal

continued

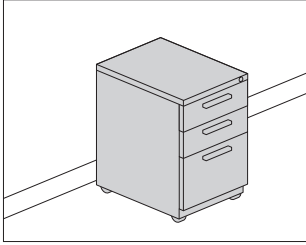
Tu® Metal Storage

For 28" deep (28) with box/box/file (BBF)		
NN	none	+\$0
2M	drawer divider in box drawers, 2 file converters in file drawer	+\$25
3M	drawer divider in one box drawer, pencil tray in one box drawer, 2 file converters in file drawer	+\$25
For 20" deep (20) or 24" deep (24) with file/file (FF)		
NN	none	+\$0
1M	2 file converters in each file drawer	+\$25
C51	storage organizer including hanging file holder bin, utility tray and two containers <span>A</span>	+\$120
For 28" deep (28) with file/file (FF)		
NN	none	+\$0
1M	2 file converters in each file drawer	+\$25



## Bar Pull Mobile Pedestal

LK11A.  
LK11D.  
LK11L.



### Product Information

#### Description

This mobile pedestal fits below a hanging or freestanding work surface. It has a painted, laminate, or veneer front, smooth-steel case, applied metal bar pulls, and black rubber casters. Pedestal can be specified with or without a hand grip. Counterweight is included.

Actual pedestal depth is 19<sup>3</sup>/<sub>8</sub>" or 23<sup>1</sup>/<sub>4</sub>".

Box drawers are available with <sup>3</sup>/<sub>4</sub>-extension or full-extension slides.

File drawers have full-extension slides and hold letter-size front-to-back hanging files.

#### Notes

To add drawer divider, pencil tray, and file converters to drawer interiors, specify option (2M) or (3M).

For full extension slides on box drawers, specify option (SB).

24"-deep pedestal will not fit below the following products:

- 24"-deep Ethospace® work surface with cable management trough
- Action Office® 60"-wide work surface

Grain direction is vertical for veneer-front pedestals.

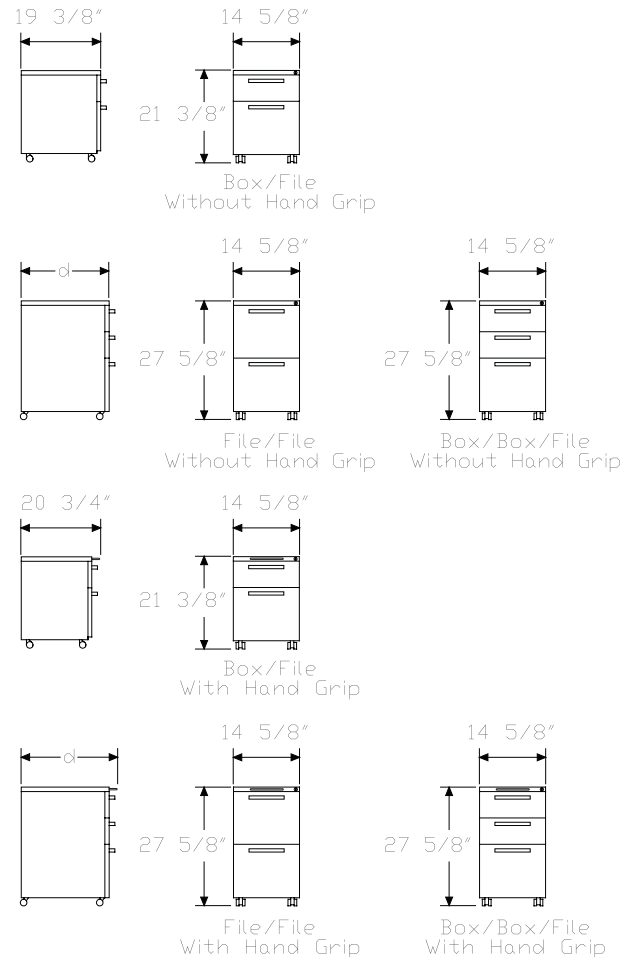
Order optional accessories separately:

- Drawer divider (LG903.)
- File compressor (LG908)
- File converter (LG907)
- File drawer organizer (LG901)
- Pedestal stationery divider (LG905)
- Utility tray (LG906)
- Storage organizer (LG910)

Storage organizer includes a hanging file holder, utility tray (pencil tray) and 2 containers. Storage organizer frame color matches drawer interior; file holder and containers are 91 white; utility tray is black.

For keyed-alike locks, order lock plugs separately. See Keyed-Alike Information in Appendices.

### Dimensions



**Specification Information**
**Step 1.**
**LK11**
**Step 2. Front Material**

- D.** painted metal front  
**A.** veneer front ☐  
**L.** laminate front

**Step 3. Depth**

- 20** 20" deep  
**24** 24" deep

**Step 4. Configuration**
*For 20" deep (20)*

- BBF** box/box/file  
**BF** box/file  
**FF** file/file

*For 24" deep (24)*

- BBF** box/box/file  
**FF** file/file

**Prices for Steps 1-4.**

	<b>BBF</b>	<b>BF</b>	<b>FF</b>
<b>LK11D. 20</b>	\$717	618	679
<b>24</b>	\$760	—	713
<b>LK11A. 20</b>	\$949	850	912
<b>24</b>	\$992	—	945
<b>LK11L. 20</b>	\$825	711	781
<b>24</b>	\$874	—	820

**Step 5. Slides**
*For box/box/file (BBF)*

- SR** ¾-extension roller slides on box drawer, full-extension ball bearing on file drawer +\$0  
**SB** full-extension ball-bearing +\$50

*For box/file (BF)*

- SR** ¾-extension roller slides on box drawer, full-extension ball bearing on file drawer +\$0  
**SB** full-extension ball-bearing +\$25

*For file/file (FF)*

- SB** full-extension ball-bearing +\$0

**Step 6. Paint/Steel Type**

- SS** smooth paint on smooth steel +\$0  
**XS** textured paint on smooth steel +\$0

**Step 7. Surface Finish**
*For smooth paint on smooth steel (SS)*

- 98** studio white +\$0  
**8Q** folkstone grey +\$0  
**BU** black umber +\$0  
**HF** inner tone light +\$0  
**LT** light tone +\$0  
**LU** soft white +\$0  
**MT** medium tone +\$0  
**SG** slate grey +\$0  
**WL** sandstone +\$0  
**CN** metallic champagne +\$0  
**EH** metallic bronze +\$0  
**MS** metallic silver +\$0

**Sand Texture Paint**
*For textured paint on smooth steel (XS)*

- 91** white +\$0  
**98** studio white +\$0  
**BK** black +\$0  
**CL** cool grey neutral +\$0  
**G1** graphite +\$0  
**WN** warm grey neutral +\$0

**Step 8. Front Finish**
**Recut Veneer**
*For veneer front (A.)*

- RA** light ash ☐ +\$0  
**RK** mahogany dark ☐ +\$0  
**RM** mahogany ☐ +\$0

## Bar Pull Mobile Pedestal *continued*

### Wood Veneer

#### For veneer front (A.)

<b>2U</b>	light brown walnut <span style="border: 1px solid black; padding: 0 2px;">A</span>	+\$107
<b>40</b>	dark brown walnut <span style="border: 1px solid black; padding: 0 2px;">A</span>	+\$107
<b>ED</b>	aged cherry <span style="border: 1px solid black; padding: 0 2px;">A</span>	+\$107
<b>EK</b>	medium red walnut <span style="border: 1px solid black; padding: 0 2px;">A</span>	+\$107
<b>EW</b>	medium matte walnut <span style="border: 1px solid black; padding: 0 2px;">A</span>	+\$107
<b>ET</b>	clear on ash <span style="border: 1px solid black; padding: 0 2px;">A</span>	+\$107
<b>EV</b>	walnut on ash <span style="border: 1px solid black; padding: 0 2px;">A</span>	+\$107
<b>UL</b>	natural maple <span style="border: 1px solid black; padding: 0 2px;">A</span>	+\$107
<b>UX</b>	walnut on cherry <span style="border: 1px solid black; padding: 0 2px;">A</span>	+\$107

#### For laminate front (L.)

<b>76</b>	light brown walnut	+\$0
<b>8Q</b>	folkstone grey	+\$0
<b>91</b>	white	+\$0
<b>98</b>	studio white	+\$0
<b>CL</b>	cool grey neutral	+\$0
<b>HM</b>	natural maple	+\$0
<b>HP</b>	light anigre	+\$0
<b>HX</b>	aged cherry	+\$0
<b>HY</b>	walnut on cherry	+\$0
<b>LA</b>	light ash	+\$0
<b>LBA</b>	clear on ash	+\$0
<b>LBR</b>	phantom ecru	+\$0
<b>LBS</b>	phantom cocoa	+\$0
<b>LBU</b>	medium matte walnut	+\$0
<b>LBV</b>	warm grey teak	+\$0
<b>LBB</b>	oak on ash	+\$0
<b>LBC</b>	walnut on ash	+\$0
<b>LBD</b>	dark brown walnut	+\$0
<b>LBE</b>	medium red walnut	+\$0
<b>LBF</b>	neutral twill	+\$0
<b>LBG</b>	sarum twill	+\$0
<b>LBH</b>	earthen twill	+\$0
<b>LBJ</b>	graphite twill	+\$0
<b>LBK</b>	pewter mesh	+\$0
<b>LBL</b>	steel mesh	+\$0
<b>LBM</b>	crisp linen	+\$0
<b>LBN</b>	classic linen	+\$0
<b>LBP</b>	casual linen	+\$0
<b>LBQ</b>	white twill	+\$0
<b>LU</b>	soft white	+\$0
<b>WL</b>	sandstone	+\$0
<b>WN</b>	warm grey neutral	+\$0
<b>X1</b>	chalk white	+\$0

### Step 9. Lock

<b>KA</b>	keyed alike	-\$10
<b>KC</b>	keyed differently, chrome	+\$0
<b>KD</b>	keyed differently, black	+\$0

### Step 10. Pull Finish

#### Metallic Paint

<b>CN</b>	metallic champagne	+\$0
<b>MS</b>	metallic silver	+\$0

#### Sand Texture Paint

<b>79</b>	green apple	+\$15
<b>BK</b>	black	+\$0
<b>MY3</b>	yellow oxide	+\$15
<b>RO</b>	red	+\$15
<b>TRQ</b>	turquoise	+\$15

#### Smooth Paint

<b>8Q</b>	folkstone grey	+\$0
<b>91</b>	white	+\$0
<b>98</b>	studio white	+\$0
<b>G1</b>	graphite	+\$0
<b>WL</b>	sandstone	+\$0

### Step 11. Drawer Interior

#### For box/box/file (BBF)

<b>NN</b>	none	+\$0
<b>2M</b>	drawer divider in box drawers, 2 file converters in file drawer	+\$25
<b>3M</b>	drawer divider in one box drawer, pencil tray in one box drawer, 2 file converters in file drawer	+\$25
<b>C51</b>	storage organizer including hanging file holder bin, utility tray and two containers <span style="border: 1px solid black; padding: 0 2px;">A</span>	+\$120

#### For box/file (BF)

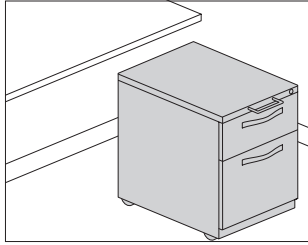
<b>NN</b>	none	+\$0
<b>4M</b>	drawer divider in box drawer, 2 file converters in file drawer	+\$20
<b>5M</b>	pencil tray in box drawer, 2 file converters in file drawer	+\$20
<b>C51</b>	storage organizer including hanging file holder bin, utility tray and two containers <span style="border: 1px solid black; padding: 0 2px;">A</span>	+\$120

Tu® Metal Storage

For file/file (FF)		
NN	none	+\$0
1M	2 file converters in each file drawer	+\$25
C51	storage organizer including hanging file holder bin, utility tray and two containers <span>A</span>	+\$120
Step 12. Handle		
HN	no hand grip	+\$0
H1	hand grip only	+\$48

## Arc Pull Mobile Pedestal

LQ11A.  
LQ11D.  
LQ11L.



### Product Information

#### Description

This mobile pedestal fits below a hanging or freestanding work surface. It has a painted, laminate, or veneer front, smooth-steel case, applied metal arc pulls, and black rubber casters. Pedestal can be specified with or without a hand grip. Counterweight is included.

Actual pedestal depth is 19<sup>3</sup>/<sub>8</sub>" or 23<sup>1</sup>/<sub>4</sub>".

Box drawers are available with <sup>3</sup>/<sub>4</sub>-extension or full-extension slides.

File drawers have full-extension slides and hold letter-size front-to-back hanging files.

#### Notes

Pull design conforms to guidelines of Americans with Disabilities Act (ADA).

To add drawer divider, pencil tray, file converters and storage organizer to drawer interiors, specify option (1M), (2M), (3M), (4M), (5M) or (C51). For full extension slides on box drawers, specify option (SB).

24"-deep pedestal will not fit below the following products:

- 24"-deep Ethospace® work surface with cable management trough
- Action Office® 60"-wide work surface

Accepts Tu® add-on cushion top (LG890).

Grain direction is vertical for veneer-front pedestals.

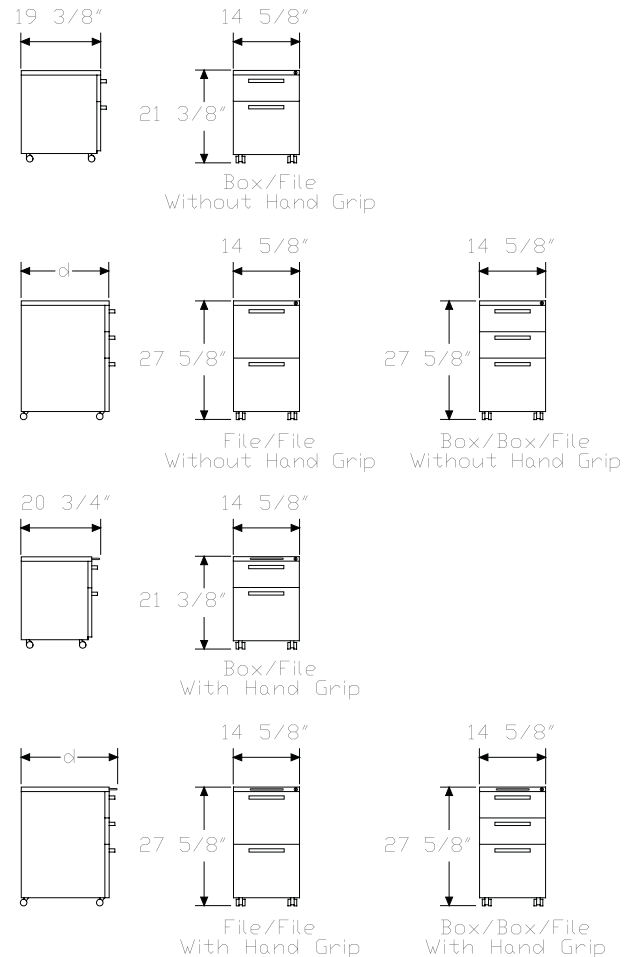
Order optional accessories separately:

- Drawer divider (LG903.)
- File compressor (LG908)
- File converter (LG907)
- File drawer organizer (LG901)
- Pedestal stationery divider (LG905)
- Utility tray (LG906)
- Storage organizer (LG910)

Storage organizer includes a hanging file holder, utility tray (pencil tray) and 2 containers. The storage organizer frame color matches the drawer interior; file holder and containers are 91 white; utility tray is black.

For keyed-alike locks, order lock plugs separately. See Keyed-Alike Information in Appendices.

### Dimensions



**Specification Information**

## Step 1.

**LQ11**

## Step 2. Front Material

- D.** painted metal front  
**A.** veneer front ☐  
**L.** laminate front

## Step 3. Depth

- 20** 20" deep  
**24** 24" deep

## Step 4. Configuration

*For 20" deep (20)*

- BBF** box/box/file  
**BF** box/file  
**FF** file/file

*For 24" deep (24)*

- BBF** box/box/file  
**FF** file/file

## Prices for Steps 1-4.

	<b>BBF</b>	<b>BF</b>	<b>FF</b>
<b>LQ11D. 20</b>	\$717	618	679
<b>24</b>	\$760	—	713
<b>LQ11A. 20</b>	\$949	850	912
<b>24</b>	\$992	—	945
<b>LQ11L. 20</b>	\$825	711	781
<b>24</b>	\$874	—	820

## Step 5. Slides

*For box/box/file (BBF)*

- SR** ¾-extension roller slides on box drawer, full-extension ball bearing on file drawer +\$0  
**SB** full-extension ball-bearing +\$50

*For box/file (BF)*

- SR** ¾-extension roller slides on box drawer, full-extension ball bearing on file drawer +\$0  
**SB** full-extension ball-bearing +\$25

*For file/file (FF)*

- SB** full-extension ball-bearing +\$0

## Step 6. Paint/Steel Type

- SS** smooth paint on smooth steel +\$0  
**XS** textured paint on smooth steel +\$0

## Step 7. Surface Finish

*For smooth paint on smooth steel (SS)*

- 8Q** folkstone grey +\$0  
**98** studio white +\$0  
**BU** black umber +\$0  
**CN** metallic champagne +\$0  
**EH** metallic bronze +\$0  
**HF** inner tone light +\$0  
**LT** light tone +\$0  
**LU** soft white +\$0  
**MS** metallic silver +\$0  
**MT** medium tone +\$0  
**SG** slate grey +\$0  
**WL** sandstone +\$0

## Sand Texture Paint

*For textured paint on smooth steel (XS)*

- 91** white +\$0  
**98** studio white +\$0  
**BK** black +\$0  
**CL** cool grey neutral +\$0  
**G1** graphite +\$0  
**WN** warm grey neutral +\$0

## Step 8. Front Finish

## Recut Veneer

*For veneer front (A.)*

- RA** light ash ☐ +\$0  
**RK** mahogany dark ☐ +\$0  
**RM** mahogany ☐ +\$0

Wood Veneer		
<i>For veneer front (A.)</i>		
<b>2U</b>	light brown walnut <span style="border: 1px solid black; padding: 0 2px;">A</span>	+\$107
<b>40</b>	dark brown walnut <span style="border: 1px solid black; padding: 0 2px;">A</span>	+\$107
<b>ED</b>	aged cherry <span style="border: 1px solid black; padding: 0 2px;">A</span>	+\$107
<b>EK</b>	medium red walnut <span style="border: 1px solid black; padding: 0 2px;">A</span>	+\$107
<b>EW</b>	medium matte walnut <span style="border: 1px solid black; padding: 0 2px;">A</span>	+\$107
<b>ET</b>	clear on ash <span style="border: 1px solid black; padding: 0 2px;">A</span>	+\$107
<b>EU</b>	oak on ash <span style="border: 1px solid black; padding: 0 2px;">A</span>	+\$107
<b>EV</b>	walnut on ash <span style="border: 1px solid black; padding: 0 2px;">A</span>	+\$107
<b>UL</b>	natural maple <span style="border: 1px solid black; padding: 0 2px;">A</span>	+\$107
<b>UX</b>	walnut on cherry <span style="border: 1px solid black; padding: 0 2px;">A</span>	+\$107

<i>For laminate front (L.)</i>		
<b>76</b>	light brown walnut	+\$0
<b>8Q</b>	folkstone grey	+\$0
<b>91</b>	white	+\$0
<b>98</b>	studio white	+\$0
<b>CL</b>	cool grey neutral	+\$0
<b>HM</b>	natural maple	+\$0
<b>HP</b>	light anigre	+\$0
<b>HX</b>	aged cherry	+\$0
<b>HY</b>	walnut on cherry	+\$0
<b>LA</b>	light ash	+\$0
<b>LBA</b>	clear on ash	+\$0
<b>LBR</b>	phantom ecru	+\$0
<b>LBS</b>	phantom cocoa	+\$0
<b>LBU</b>	medium matte walnut	+\$0
<b>LBV</b>	warm grey teak	+\$0
<b>LBB</b>	oak on ash	+\$0
<b>LBC</b>	walnut on ash	+\$0
<b>LBD</b>	dark brown walnut	+\$0
<b>LBE</b>	medium red walnut	+\$0
<b>LBF</b>	neutral twill	+\$0
<b>LBG</b>	sarum twill	+\$0
<b>LBH</b>	earthen twill	+\$0
<b>LBJ</b>	graphite twill	+\$0
<b>LBK</b>	pewter mesh	+\$0
<b>LBL</b>	steel mesh	+\$0
<b>LBM</b>	crisp linen	+\$0
<b>LBN</b>	classic linen	+\$0
<b>LBP</b>	casual linen	+\$0
<b>LBQ</b>	white twill	+\$0
<b>LU</b>	soft white	+\$0
<b>WL</b>	sandstone	+\$0
<b>WN</b>	warm grey neutral	+\$0
<b>X1</b>	chalk white	+\$0

Step 9. Lock		
<b>KA</b>	keyed alike	-\$10
<b>KC</b>	keyed differently, chrome	+\$0
<b>KD</b>	keyed differently, black	+\$0

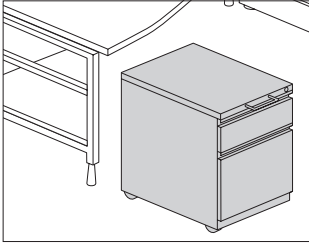
Step 10. Pull Finish		
<b>NH</b>	brushed nickel	+\$0
<b>NK</b>	black nickel	+\$0

Step 11. Drawer Interior		
<i>For box/box/file (BBF)</i>		
<b>NN</b>	none	+\$0
<b>2M</b>	drawer divider in box drawers, 2 file converters in file drawer	+\$25
<b>3M</b>	drawer divider in one box drawer, pencil tray in one box drawer, 2 file converters in file drawer	+\$25
<b>C51</b>	storage organizer including hanging file holder bin, utility tray and two containers <span style="border: 1px solid black; padding: 0 2px;">A</span>	+\$120

<i>For box/file (BF)</i>		
<b>NN</b>	none	+\$0
<b>4M</b>	drawer divider in box drawer, 2 file converters in file drawer	+\$20
<b>5M</b>	pencil tray in box drawer, 2 file converters in file drawer	+\$20
<b>C51</b>	storage organizer including hanging file holder bin, utility tray and two containers <span style="border: 1px solid black; padding: 0 2px;">A</span>	+\$120

<i>For file/file (FF)</i>		
<b>NN</b>	none	+\$0
<b>1M</b>	2 file converters in each file drawer	+\$25
<b>C51</b>	storage organizer including hanging file holder bin, utility tray and two containers <span style="border: 1px solid black; padding: 0 2px;">A</span>	+\$120

Step 12. Handle		
<b>HN</b>	no hand grip	+\$0
<b>H1</b>	hand grip only	+\$48



### Product Information

#### Description

This mobile pedestal fits below a hanging or freestanding work surface. It has a smooth-steel case, full-width pulls, and black rubber casters. Pedestal can be specified with or without a hand grip. Counterweight is included.

Actual pedestal depth is  $19\frac{3}{8}"$  or  $23\frac{1}{4}"$ .

Drawers are available with full-extension or  $\frac{3}{4}$ -extension slides. A drawer divider, utility tray or storage organizer is optional for box drawers. File drawers hold letter-size front-to-back hanging files. File converters are optional for letter-, legal-, and A4-size side-to-side hanging files.

#### Notes

24"-deep pedestal will not fit below the following products:

- 24"-deep Ethospace® work surface with cable management trough
- Action Office® 60"-wide work surface

Accepts Tu® add-on cushion top (LG890.).

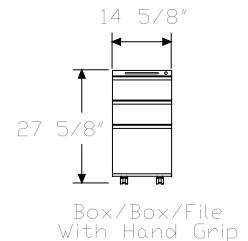
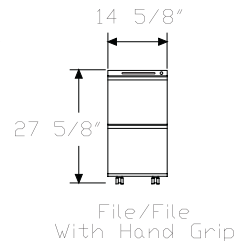
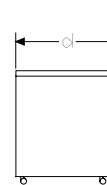
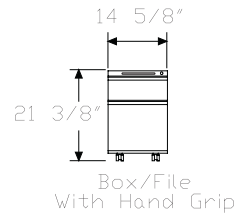
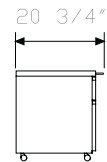
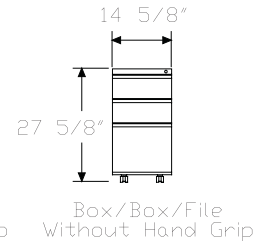
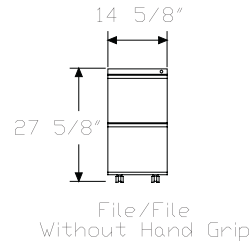
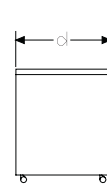
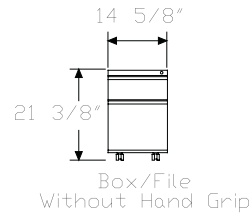
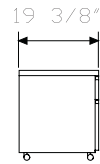
Order optional accessories separately:

- Drawer divider (LG903.)
- File compressor (LG908)
- File converter (LG907)
- File drawer organizer (LG901)
- Pedestal stationery divider (LG905)
- Utility tray (LG906)
- Storage organizer (LG910)

Storage organizer includes a hanging file holder, utility tray (pencil tray) and 2 containers. The storage organizer frame color matches the drawer interior; file holder and containers are 91 white; utility tray is black.

For keyed-alike locks, order lock plugs separately. See Keyed-Alike Information in Appendices.

### Dimensions





Specification Information			
Step 1.			
LW110.			
Step 2. Depth			
20	20" deep		
24	24" deep		
Step 3. Configuration			
For 20" deep (20)			
BBF	box/box/file		
BF	box/file		
FF	file/file		
For 24" deep (24)			
BBF	box/box/file		
FF	file/file		
Prices for Steps 1-3.			
	BBF	BF	FF
LW110. 20	\$612	515	556
24	\$617	—	564
Step 4. Slides			
For box/box/file (BBF)			
SR	¾-extension roller slides on box drawer, full-extension ball bearing on file drawer		+\$0
SB	full-extension ball-bearing		+\$50
For box/file (BF)			
SR	¾-extension roller slides on box drawer, full-extension ball bearing on file drawer		+\$0
SB	full-extension ball-bearing		+\$25
For file/file (FF)			
SB	full-extension ball-bearing		+\$0
Step 5. Paint/Steel Type			
SS	smooth paint on smooth steel		+\$0
XS	textured paint on smooth steel		+\$0

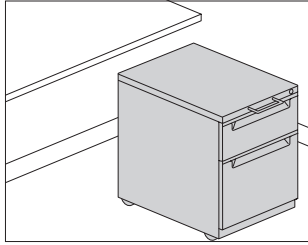
Step 6. Surface Finish		
<i>For smooth paint on smooth steel (SS)</i>		
<b>8Q</b>	folkstone grey	+\$0
<b>98</b>	studio white	+\$0
<b>BU</b>	black umber	+\$0
<b>CN</b>	metallic champagne	+\$0
<b>EH</b>	metallic bronze	+\$0
<b>HF</b>	inner tone light	+\$0
<b>LT</b>	light tone	+\$0
<b>LU</b>	soft white	+\$0
<b>MS</b>	metallic silver	+\$0
<b>MT</b>	medium tone	+\$0
<b>SG</b>	slate grey	+\$0
<b>WL</b>	sandstone	+\$0
Sand Texture Paint		
<i>For textured paint on smooth steel (XS)</i>		
<b>91</b>	white	+\$0
<b>98</b>	studio white	+\$0
<b>BK</b>	black	+\$0
<b>CL</b>	cool grey neutral	+\$0
<b>G1</b>	graphite	+\$0
<b>WN</b>	warm grey neutral	+\$0
Step 7. Lock		
<b>KA</b>	keyed alike	-\$10
<b>KC</b>	keyed differently, chrome	+\$0
<b>KD</b>	keyed differently, black	+\$0
Step 8. Drawer Interior		
<i>For box/box/file (BBF)</i>		
<b>NN</b>	none	+\$0
<b>2M</b>	drawer divider in box drawers, 2 file converters in file drawer	+\$25
<b>3M</b>	drawer divider in one box drawer, pencil tray in one box drawer, 2 file converters in file drawer	+\$25
<b>C51</b>	storage organizer including hanging file holder bin, utility tray and two containers <span style="border: 1px solid black; padding: 0 2px;">A</span>	+\$120

Tu® Metal Storage

<i>For box/file (BF)</i>		
<b>NN</b>	none	+\$0
<b>4M</b>	drawer divider in box drawer, 2 file converters in file drawer	+\$20
<b>5M</b>	pencil tray in box drawer, 2 file converters in file drawer	+\$20
<b>C51</b>	storage organizer including hanging file holder bin, utility tray and two containers <b>A</b>	+\$120
<i>For file/file (FF)</i>		
<b>NN</b>	none	+\$0
<b>1M</b>	2 file converters in each file drawer	+\$25
<b>C51</b>	storage organizer including hanging file holder bin, utility tray and two containers <b>A</b>	+\$120
Step 9. Handle		
<b>HN</b>	no hand grip	+\$0
<b>H1</b>	hand grip only	+\$48

# V-Pull Mobile Pedestal

LV110.



## Product Information

### Description

This mobile pedestal fits below a hanging or freestanding work surface. It has a smooth-steel case, full-width recessed pulls, and black rubber casters. Pedestal can be specified with or without a hand grip.

Counterweight is included.

Actual pedestal depth is 19<sup>3</sup>/<sub>8</sub>" or 23<sup>1</sup>/<sub>4</sub>".

Drawers are available with full-extension or <sup>3</sup>/<sub>4</sub>-extension slides. A drawer divider, utility tray or storage organizer is optional for box drawers. File drawers hold letter-size front-to-back hanging files. File converters are optional for letter-, legal-, and A4-size side-to-side hanging files.

### Notes

24"-deep pedestal will not fit below the following products:

- 24"-deep Ethospace® work surface with cable management trough
- Action Office® 60"-wide work surface
- Prospects® 60"-wide work surface

Accepts Tu® add-on cushion top (LG890).

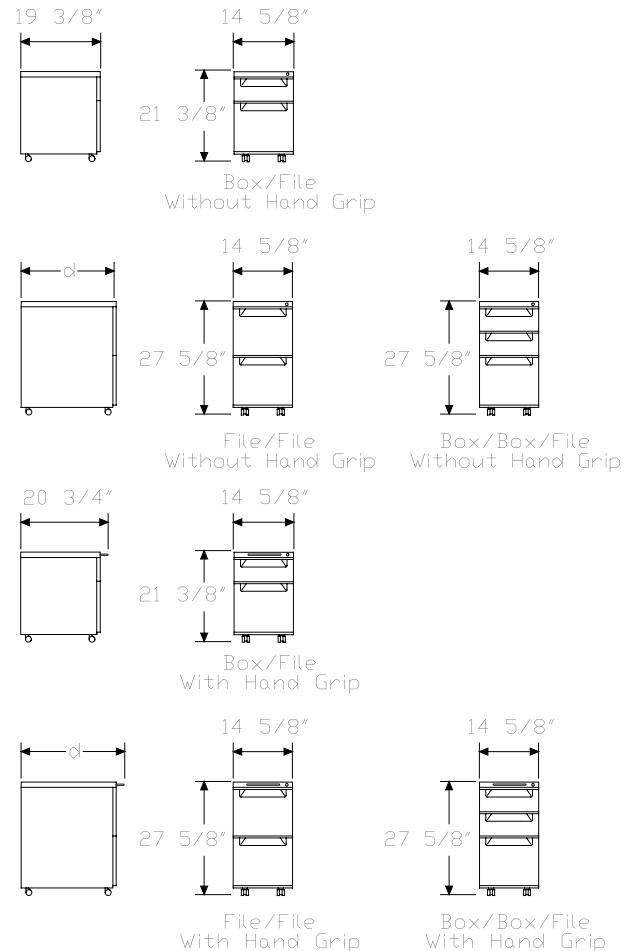
Order optional accessories separately:

- Drawer divider (LG903.)
- File compressor (LG908)
- File converter (LG907)
- File drawer organizer (LG901)
- Pedestal stationery divider (LG905)
- Utility tray (LG906)
- Storage organizer (LG910)

Storage organizer includes a hanging file holder, utility tray (pencil tray) and 2 containers. The storage organizer frame color matches the drawer interior; file holder and containers are 91 white; utility tray is black.

For keyed-alike locks, order lock plugs separately. See Keyed-Alike Information in Appendices.

## Dimensions



Specification Information				
Step 1.				
LV110.				
Step 2. Depth				
20	20" deep			
24	24" deep			
Step 3. Configuration				
For 20" deep (20)				
BBF	box/box/file			
BF	box/file			
FF	file/file			
For 24" deep (24)				
BBF	box/box/file			
FF	file/file			
Prices for Steps 1-3.				
		BBF	BF	FF
LV110. 20		\$631	532	572
24		\$636	—	579
Step 4. Slides				
For box/box/file (BBF)				
SR	¾-extension roller slides on box drawer, full-extension ball bearing on file drawer			+\$0
SB	full-extension ball-bearing			+\$50
For box/file (BF)				
SR	¾-extension roller slides on box drawer, full-extension ball bearing on file drawer			+\$0
SB	full-extension ball-bearing			+\$25
For file/file (FF)				
SB	full-extension ball-bearing			+\$0
Step 5. Paint/Steel Type				
SS	smooth paint on smooth steel			+\$0
XS	textured paint on smooth steel			+\$0

Step 6. Surface Finish		
<i>For smooth paint on smooth steel (SS)</i>		
<b>8Q</b>	folkstone grey	+\$0
<b>98</b>	studio white	+\$0
<b>BU</b>	black umber	+\$0
<b>CN</b>	metallic champagne	+\$0
<b>EH</b>	metallic bronze	+\$0
<b>HF</b>	inner tone light	+\$0
<b>LT</b>	light tone	+\$0
<b>LU</b>	soft white	+\$0
<b>MS</b>	metallic silver	+\$0
<b>MT</b>	medium tone	+\$0
<b>SG</b>	slate grey	+\$0
<b>WL</b>	sandstone	+\$0
Sand Texture Paint		
<i>For textured paint on smooth steel (XS)</i>		
<b>91</b>	white	+\$0
<b>98</b>	studio white	+\$0
<b>BK</b>	black	+\$0
<b>CL</b>	cool grey neutral	+\$0
<b>G1</b>	graphite	+\$0
<b>WN</b>	warm grey neutral	+\$0
Step 7. Lock		
<b>KA</b>	keyed alike	-\$10
<b>KC</b>	keyed differently, chrome	+\$0
<b>KD</b>	keyed differently, black	+\$0
Step 8. Drawer Interior		
<i>For box/box/file (BBF)</i>		
<b>NN</b>	none	+\$0
<b>2M</b>	drawer divider in box drawers, 2 file converters in file drawer	+\$25
<b>3M</b>	drawer divider in one box drawer, pencil tray in one box drawer, 2 file converters in file drawer	+\$25
<b>C51</b>	storage organizer including hanging file holder bin, utility tray and two containers <b>A</b>	+\$120

## V-Pull Mobile Pedestal *continued*

### *For box/file (BF)*

<b>NN</b>	none	+\$0
<b>4M</b>	drawer divider in box drawer, 2 file converters in file drawer	+\$20
<b>5M</b>	pencil tray in box drawer, 2 file converters in file drawer	+\$20
<b>C51</b>	storage organizer including hanging file holder bin, utility tray and two containers <b>A</b>	+\$120

### *For file/file (FF)*

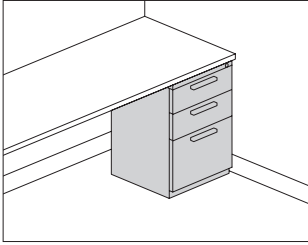
<b>NN</b>	none	+\$0
<b>1M</b>	2 file converters in each file drawer	+\$25
<b>C51</b>	storage organizer including hanging file holder bin, utility tray and two containers <b>A</b>	+\$120

### Step 9. Handle

<b>HN</b>	no hand grip	+\$0
<b>H1</b>	hand grip only	+\$48

## Bar Pull Surface-Attached Pedestal

LK14A.  
LK14D.  
LK14L.



### Product Information

#### Description

This pedestal attaches under a work surface on the left or right side to provide support and eliminates the need for a cantilever. It has a painted, laminate, or veneer front, smooth-steel case, applied metal bar pulls, and 1" leveling glides. Attachment hardware is included.

Actual pedestal height is 27<sup>1</sup>/<sub>4</sub>". Height with squared-edge laminate or veneer work surface is 28<sup>1</sup>/<sub>2</sub>". Height with squared- or eased-edge Formcoat® work surface is 28<sup>1</sup>/<sub>4</sub>". Actual pedestal depth is 19<sup>3</sup>/<sub>8</sub>", 22<sup>7</sup>/<sub>8</sub>", or 28<sup>7</sup>/<sub>8</sub>". Pedestal does not work with thin-edge work surfaces. For freestanding applications, the 24"-deep pedestal depth matches a 24"-deep Canvas or Ethospace® work surface. The 30"-deep pedestal depth matches a 30"-deep Canvas or Ethospace work surface.

Box drawers are available with full-extension or 3/4-extension slides. File drawers have full-extension slides. A drawer divider, utility tray or storage organizer is optional for box drawers. File drawers hold letter-size front-to-back hanging files. File converters are optional for letter-, legal-, and A4-size side-to-side hanging files.

#### Notes

Base on 27<sup>1</sup>/<sub>4</sub>"-high (raised height) unit (2F) aligns with base on Tu® storage towers.

For full extension slides on box drawers, specify option (SB).

Grain direction is vertical for veneer-front pedestals.

To add file converters, drawer divider, pencil tray, or storage organizer to drawer interiors, specify drawer interior option (1M), (2M), (3M) or (C51).

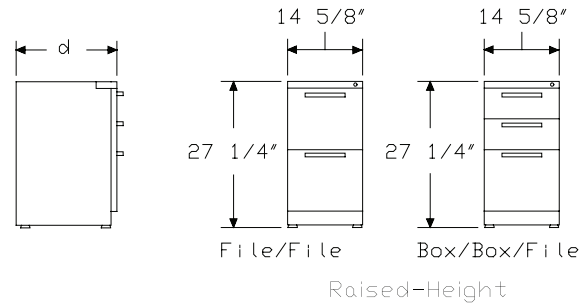
Order optional accessories separately:

- Drawer divider (LG903.)
- File compressor (LG908)
- File converter (LG907)
- File drawer organizer (LG901)
- Pedestal stationery divider (LG905)
- Utility tray (LG906)
- Storage organizer (LG910)

Storage organizer includes a hanging file holder, utility tray (pencil tray) and 2 containers. Storage organizer frame color matches drawer interior; file holder and containers are 91 white; utility tray is black.

For keyed-alike locks, order lock plugs separately. See Keyed-Alike Information in Appendices.

### Dimensions



# Bar Pull Surface-Attached Pedestal *continued*

## Specification Information

### Step 1.

**LK14**

### Step 2. Front Material

- D.** painted metal front
- A.** veneer front A
- L.** laminate front

### Step 3. Depth

- 20** 20" deep
- 24** 24" deep
- 28** 28" deep

### Step 4. Configuration

- BBF** box/box/file
- FF** file/file

### Prices for Steps 1-4.

	<b>BBF</b>	<b>FF</b>
<b>LK14D. 20</b>	\$593	609
<b>24</b>	\$628	645
<b>28</b>	\$693	710
<b>LK14A. 20</b>	\$821	839
<b>24</b>	\$858	877
<b>28</b>	\$924	942
<b>LK14L. 20</b>	\$682	700
<b>24</b>	\$722	742
<b>28</b>	\$797	817

### Step 5. Slides

#### For box/box/file (BBF)

- SR** ¾-extension roller slides on box drawer, full-extension ball bearing on file drawer +\$0
- SB** full-extension ball-bearing +\$50

#### For file/file (FF)

- SB** full-extension ball-bearing +\$0

### Step 6. Paint/Steel Type

- SS** smooth paint on smooth steel +\$0
- XS** textured paint on smooth steel +\$0

### Step 7. Surface Finish

#### For smooth paint on smooth steel (SS)

- 8Q** folkstone grey +\$0
- 98** studio white +\$0
- BU** black umber +\$0
- CN** metallic champagne +\$0
- EH** metallic bronze +\$0
- HF** inner tone light +\$0
- LT** light tone +\$0
- LU** soft white +\$0
- MS** metallic silver +\$0
- MT** medium tone +\$0
- SG** slate grey +\$0
- WL** sandstone +\$0

#### Sand Texture Paint

#### For textured paint on smooth steel (XS)

- 91** white +\$0
- 98** studio white +\$0
- BK** black +\$0
- CL** cool grey neutral +\$0
- G1** graphite +\$0
- WN** warm grey neutral +\$0

### Step 8. Front Finish

#### Recut Veneer

#### For veneer front (A.)

- RA** light ash A +\$0
- RK** mahogany dark A +\$0
- RM** mahogany A +\$0

#### For veneer front (A.)

- 2U** light brown walnut A +\$107
- 40** dark brown walnut A +\$107
- ED** aged cherry A +\$107
- EK** medium red walnut A +\$107
- EW** medium matte walnut A +\$107
- ET** clear on ash A +\$107
- EV** walnut on ash A +\$107
- UL** natural maple A +\$107
- UX** walnut on cherry A +\$107

## Bar Pull Surface-Attached Pedestal *continued*

Tu® Metal Storage

### For laminate front (L.)

<b>76</b>	light brown walnut	+\$0
<b>8Q</b>	folkstone grey	+\$0
<b>91</b>	white	+\$0
<b>98</b>	studio white	+\$0
<b>CL</b>	cool grey neutral	+\$0
<b>HM</b>	natural maple	+\$0
<b>HP</b>	light anigre	+\$0
<b>HX</b>	aged cherry	+\$0
<b>HY</b>	walnut on cherry	+\$0
<b>LA</b>	light ash	+\$0
<b>LBA</b>	clear on ash	+\$0
<b>LBR</b>	phantom ecru	+\$0
<b>LBS</b>	phantom cocoa	+\$0
<b>LBU</b>	medium matte walnut	+\$0
<b>LBV</b>	warm grey teak	+\$0
<b>LBB</b>	oak on ash	+\$0
<b>LBC</b>	walnut on ash	+\$0
<b>LBD</b>	dark brown walnut	+\$0
<b>LBE</b>	medium red walnut	+\$0
<b>LBF</b>	neutral twill	+\$0
<b>LBG</b>	sarum twill	+\$0
<b>LBH</b>	earthen twill	+\$0
<b>LBJ</b>	graphite twill	+\$0
<b>LBK</b>	pewter mesh	+\$0
<b>LBL</b>	steel mesh	+\$0
<b>LBM</b>	crisp linen	+\$0
<b>LBN</b>	classic linen	+\$0
<b>LBP</b>	casual linen	+\$0
<b>LBQ</b>	white twill	+\$0
<b>LU</b>	soft white	+\$0
<b>WL</b>	sandstone	+\$0
<b>WN</b>	warm grey neutral	+\$0
<b>X1</b>	chalk white	+\$0

### Step 9. Lock

<b>KA</b>	keyed alike	-\$10
<b>KC</b>	keyed differently, chrome	+\$0
<b>KD</b>	keyed differently, black	+\$0

### Step 10. Pull Finish

#### Metallic Paint

<b>CN</b>	metallic champagne	+\$0
<b>MS</b>	metallic silver	+\$0

#### Sand Texture Paint

<b>79</b>	green apple	+\$15
<b>BK</b>	black	+\$0
<b>MY3</b>	yellow oxide	+\$15
<b>RO</b>	red	+\$15
<b>TRQ</b>	turquoise	+\$15

#### Smooth Paint

<b>8Q</b>	folkstone grey	+\$0
<b>91</b>	white	+\$0
<b>98</b>	studio white	+\$0
<b>G1</b>	graphite	+\$0
<b>WL</b>	sandstone	+\$0
<b>XX</b>	no pull	+\$0

### Step 11. Base Height

<b>2F</b>	27 <sup>1</sup> / <sub>4</sub> " high (raised height)	+\$0
-----------	---	------

### Step 12. Drawer Interior

#### For box/box/file (BBF)

<b>NN</b>	none	+\$0
<b>2M</b>	drawer divider in box drawers, 2 file converters in file drawer	+\$25
<b>3M</b>	drawer divider in one box drawer, pencil tray in one box drawer, 2 file converters in file drawer	+\$25
<b>C51</b>	storage organizer including hanging file holder bin, utility tray and two containers <b>A</b>	+\$120

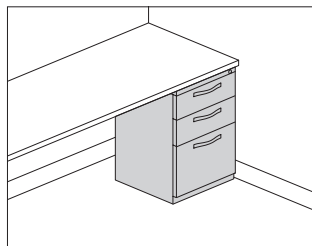
#### For file/file (FF)

<b>NN</b>	none	+\$0
<b>1M</b>	2 file converters in each file drawer	+\$25
<b>C51</b>	storage organizer including hanging file holder bin, utility tray and two containers <b>A</b>	+\$120



## Arc Pull Surface-Attached Pedestal

LQ14A.  
LQ14D.  
LQ14L.



### Product Information

#### Description

This pedestal attaches under a work surface on the left or right side to provide support and eliminates the need for a cantilever. It has a painted, laminate, or veneer front, smooth-steel case, applied metal arc pulls, and 1" leveling glides. Attachment hardware is included.

Actual pedestal height is 27<sup>1</sup>/<sub>4</sub>". Height with squared-edge laminate or veneer work surface is 28<sup>1</sup>/<sub>2</sub>". Height with squared- or eased-edge Formcoat® work surface is 28<sup>3</sup>/<sub>4</sub>". Actual pedestal depth is 19<sup>3</sup>/<sub>8</sub>", 22<sup>7</sup>/<sub>8</sub>", or 28<sup>7</sup>/<sub>8</sub>". Pedestal does not work with thin-edge work surfaces.

For freestanding applications, the 24"-deep pedestal depth matches a 24"-deep Canvas or Ethospace® work surface. The 30"-deep pedestal depth matches a 30"-deep Canvas or Ethospace work surface.

Box drawers are available with full-extension or ¾-extension slides.

File drawers have full-extension slides. A drawer divider, utility tray or storage organizer is optional for box drawers. File drawers hold letter-size front-to-back hanging files. File converters are optional for letter-, legal-, and A4-size side-to-side hanging files.

#### Notes

Pull design conforms to guidelines of Americans with Disabilities Act (ADA).

Base on 27<sup>1</sup>/<sub>4</sub>"-high (raised height) unit (2F) aligns with base on Tu® storage towers.

For full extension slides on box drawers, specify option (SB).

Grain direction is vertical for veneer-front pedestals.

To add file converters, drawer divider, pencil tray, or storage organizer to drawer interiors, specify drawer interior option (1M), (2M), (3M) or (C51).

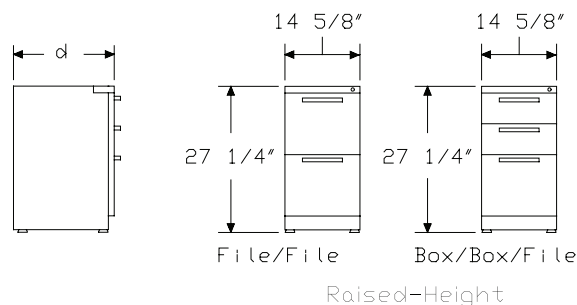
Order optional accessories separately:

- Drawer divider (LG903.)
- File compressor (LG908)
- File converter (LG907)
- File drawer organizer (LG901)
- Pedestal stationery divider (LG905)
- Utility tray (LG906)
- Storage organizer (LG910)

Storage organizer includes a hanging file holder, utility tray (pencil tray) and 2 containers. The storage organizer frame color matches the drawer interior; file holder and containers are 91 white; utility tray is black.

For keyed-alike locks, order lock plugs separately. See Keyed-Alike Information in Appendices.

### Dimensions



# Arc Pull Surface-Attached Pedestal *continued*

Tu® Metal Storage

Specification Information			
Step 1.			
LQ14			
Step 2. Front Material			
D.	painted metal front		
A.	veneer front <span>A</span>		
L.	laminate front		
Step 3. Depth			
20	20" deep		
24	24" deep		
28	28" deep		
Step 4. Configuration			
BBF	box/box/file		
FF	file/file		
Prices for Steps 1-4.			
		BBF	FF
LQ14D. 20		\$593	609
24		\$628	645
28		\$693	710
LQ14A. 20		\$821	839
24		\$858	877
28		\$924	942
LQ14L. 20		\$682	700
24		\$722	742
28		\$797	817
Step 5. Slides			
For box/box/file (BBF)			
SR	¾-extension roller slides on box drawer, full-extension ball bearing on file drawer		+\$0
SB	full-extension ball-bearing		+\$50
For file/file (FF)			
SB	full-extension ball-bearing		+\$0
Step 6. Paint/Steel Type			
SS	smooth paint on smooth steel		+\$0
XS	textured paint on smooth steel		+\$0

Step 7. Surface Finish		
<i>For smooth paint on smooth steel (SS)</i>		
<b>8Q</b>	folkstone grey	+\$0
<b>98</b>	studio white	+\$0
<b>BU</b>	black umber	+\$0
<b>CN</b>	metallic champagne	+\$0
<b>EH</b>	metallic bronze	+\$0
<b>HF</b>	inner tone light	+\$0
<b>LT</b>	light tone	+\$0
<b>LU</b>	soft white	+\$0
<b>MS</b>	metallic silver	+\$0
<b>MT</b>	medium tone	+\$0
<b>SG</b>	slate grey	+\$0
<b>WL</b>	sandstone	+\$0
Sand Texture Paint		
<i>For textured paint on smooth steel (XS)</i>		
<b>91</b>	white	+\$0
<b>98</b>	studio white	+\$0
<b>BK</b>	black	+\$0
<b>CL</b>	cool grey neutral	+\$0
<b>G1</b>	graphite	+\$0
<b>WN</b>	warm grey neutral	+\$0
Step 8. Front Finish		
Recut Veneer		
<i>For veneer front (A.)</i>		
<b>RA</b>	light ash <span style="border: 1px solid black; padding: 0 2px;">A</span>	+\$0
<b>RK</b>	mahogany dark <span style="border: 1px solid black; padding: 0 2px;">A</span>	+\$0
<b>RM</b>	mahogany <span style="border: 1px solid black; padding: 0 2px;">A</span>	+\$0
Wood Veneer		
<i>For veneer front (A.)</i>		
<b>2U</b>	light brown walnut <span style="border: 1px solid black; padding: 0 2px;">A</span>	+\$107
<b>40</b>	dark brown walnut <span style="border: 1px solid black; padding: 0 2px;">A</span>	+\$107
<b>ED</b>	aged cherry <span style="border: 1px solid black; padding: 0 2px;">A</span>	+\$107
<b>EK</b>	medium red walnut <span style="border: 1px solid black; padding: 0 2px;">A</span>	+\$107
<b>EW</b>	medium matte walnut <span style="border: 1px solid black; padding: 0 2px;">A</span>	+\$107
<b>ET</b>	clear on ash <span style="border: 1px solid black; padding: 0 2px;">A</span>	+\$107
<b>EU</b>	oak on ash <span style="border: 1px solid black; padding: 0 2px;">A</span>	+\$107
<b>EV</b>	walnut on ash <span style="border: 1px solid black; padding: 0 2px;">A</span>	+\$107
<b>UL</b>	natural maple <span style="border: 1px solid black; padding: 0 2px;">A</span>	+\$107
<b>UX</b>	walnut on cherry <span style="border: 1px solid black; padding: 0 2px;">A</span>	+\$107

# Arc Pull Surface-Attached Pedestal *continued*

## For laminate front (L)

<b>76</b>	light brown walnut	+\$0
<b>8Q</b>	folkstone grey	+\$0
<b>91</b>	white	+\$0
<b>98</b>	studio white	+\$0
<b>CL</b>	cool grey neutral	+\$0
<b>HM</b>	natural maple	+\$0
<b>HP</b>	light anigre	+\$0
<b>HX</b>	aged cherry	+\$0
<b>HY</b>	walnut on cherry	+\$0
<b>LA</b>	light ash	+\$0
<b>LBA</b>	clear on ash	+\$0
<b>LBR</b>	phantom ecru	+\$0
<b>LBS</b>	phantom cocoa	+\$0
<b>LBU</b>	medium matte walnut	+\$0
<b>LBV</b>	warm grey teak	+\$0
<b>LBB</b>	oak on ash	+\$0
<b>LBC</b>	walnut on ash	+\$0
<b>LBD</b>	dark brown walnut	+\$0
<b>LBE</b>	medium red walnut	+\$0
<b>LBF</b>	neutral twill	+\$0
<b>LBG</b>	sarum twill	+\$0
<b>LBH</b>	earthen twill	+\$0
<b>LBJ</b>	graphite twill	+\$0
<b>LBK</b>	pewter mesh	+\$0
<b>LBL</b>	steel mesh	+\$0
<b>LBM</b>	crisp linen	+\$0
<b>LBN</b>	classic linen	+\$0
<b>LBP</b>	casual linen	+\$0
<b>LBQ</b>	white twill	+\$0
<b>LU</b>	soft white	+\$0
<b>WL</b>	sandstone	+\$0
<b>WN</b>	warm grey neutral	+\$0
<b>X1</b>	chalk white	+\$0

## Step 9. Lock

<b>KA</b>	keyed alike	-\$10
<b>KC</b>	keyed differently, chrome	+\$0
<b>KD</b>	keyed differently, black	+\$0

## Step 10. Pull Finish

<b>NH</b>	brushed nickel	+\$0
<b>NK</b>	black nickel	+\$0

## Step 11. Base Height

<b>2F</b>	27 <sup>1</sup> / <sub>4</sub> " high (raised height)	+\$0
-----------	---	------

## Step 12. Drawer Interior

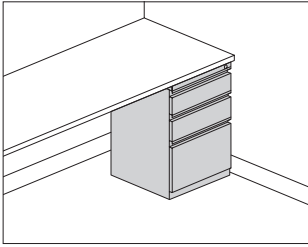
### For box/box/file (BBF)

<b>NN</b>	none	+\$0
<b>2M</b>	drawer divider in box drawers, 2 file converters in file drawer	+\$25
<b>3M</b>	drawer divider in one box drawer, pencil tray in one box drawer, 2 file converters in file drawer	+\$25
<b>C51</b>	storage organizer including hanging file holder bin, utility tray and two containers <b>A</b>	+\$120

### For file/file (FF)

<b>NN</b>	none	+\$0
<b>1M</b>	2 file converters in each file drawer	+\$25
<b>C51</b>	storage organizer including hanging file holder bin, utility tray and two containers <b>A</b>	+\$120

## W-Pull Surface-Attached Pedestal LW140.



Tu® Metal Storage

### Product Information

#### Description

This pedestal attaches under a work surface on the left or right side to provide support and eliminates the need for a cantilever. It has a painted metal front, smooth-steel case, full-width recessed pulls, and 1" leveling glides. Attachment hardware is included.

Actual pedestal height is 27<sup>1</sup>/<sub>4</sub>". Height with squared-edge laminate or veneer work surface is 28<sup>1</sup>/<sub>2</sub>". Height with squared- or eased-edge Formcoat® work surface is 28<sup>1</sup>/<sub>4</sub>". Actual pedestal depth is 19<sup>3</sup>/<sub>8</sub>", 22<sup>7</sup>/<sub>8</sub>", or 28<sup>7</sup>/<sub>8</sub>". Pedestal does not work with thin-edge work surfaces.

For freestanding applications, the 24"-deep pedestal depth matches a 24"-deep Canvas or Ethospace® work surface. The 30"-deep pedestal depth matches a 30"-deep Canvas or Ethospace work surface.

Box drawers are available with full-extension or 3/4-extension slides.

File drawers have full-extension slides. A drawer divider, utility tray or storage organizer is optional for box drawers. File drawers hold letter-size front-to-back hanging files. File converters are optional for letter-, legal-, and A4-size side-to-side hanging files.

#### Notes

Base on 27<sup>1</sup>/<sub>4</sub>"-high (raised height) unit (2F) aligns with base on Tu® storage towers.

For full extension slides on box drawers, specify option (SB).

To add file converters, drawer divider, pencil tray, or storage organizer to drawer interiors, specify drawer interior option (1M), (2M), (3M) or (C51).

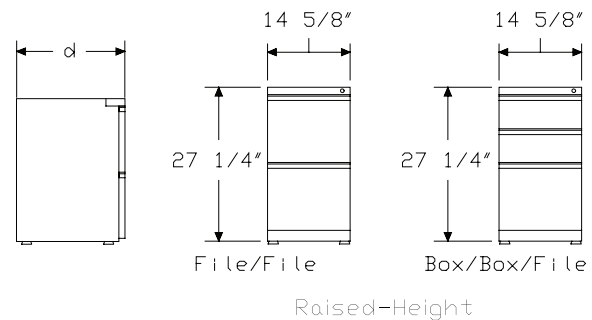
Order optional accessories separately:

- Drawer divider (LG903.)
- File compressor (LG908)
- File converter (LG907)
- File drawer organizer (LG901)
- Pedestal stationery divider (LG905)
- Utility tray (LG906)
- Storage organizer (LG910)

Storage organizer includes a hanging file holder, utility tray (pencil tray) and 2 containers. The storage organizer frame color matches the drawer interior; file holder and containers are 91 white; utility tray is black.

For keyed-alike locks, order lock plugs separately. See Keyed-Alike Information in Appendices.

### Dimensions



# W-Pull Surface-Attached Pedestal

continued

Specification Information		
Step 1.		
<b>LW140.</b>		
Step 2. Depth		
<b>20</b>	20" deep	
<b>24</b>	24" deep	
<b>28</b>	28" deep	
Step 3. Configuration		
<b>BBF</b>	box/box/file	
<b>FF</b>	file/file	
Prices for Steps 1-3.		
	<b>BBF</b>	<b>FF</b>
<b>LW140. 20</b>	\$523	478
<b>24</b>	\$537	490
<b>28</b>	\$627	576
Step 4. Slides		
<i>For box/box/file (BBF)</i>		
<b>SR</b>	¾-extension roller slides on box drawer, full-extension ball bearing on file drawer	+\$0
<b>SB</b>	full-extension ball-bearing	+\$50
<i>For file/file (FF)</i>		
<b>SB</b>	full-extension ball-bearing	+\$0
Step 5. Paint/Steel Type		
<b>SS</b>	smooth paint on smooth steel	+\$0
<b>XS</b>	textured paint on smooth steel	+\$0

Step 6. Surface Finish		
<i>For smooth paint on smooth steel (SS)</i>		
<b>8Q</b>	folkstone grey	+\$0
<b>98</b>	studio white	+\$0
<b>BU</b>	black umber	+\$0
<b>CN</b>	metallic champagne	+\$0
<b>EH</b>	metallic bronze	+\$0
<b>HF</b>	inner tone light	+\$0
<b>LT</b>	light tone	+\$0
<b>LU</b>	soft white	+\$0
<b>MS</b>	metallic silver	+\$0
<b>MT</b>	medium tone	+\$0
<b>SG</b>	slate grey	+\$0
<b>WL</b>	sandstone	+\$0
Sand Texture Paint		
<i>For textured paint on smooth steel (XS)</i>		
<b>91</b>	white	+\$0
<b>98</b>	studio white	+\$0
<b>BK</b>	black	+\$0
<b>CL</b>	cool grey neutral	+\$0
<b>G1</b>	graphite	+\$0
<b>WN</b>	warm grey neutral	+\$0
Step 7. Lock		
<b>KA</b>	keyed alike	-\$10
<b>KD</b>	keyed differently, black	+\$0
<b>KC</b>	keyed differently, chrome	+\$0
Step 8. Base Height		
<b>2F</b>	27¼" high (raised height)	+\$0
Step 9. Drawer Interior		
<i>For 20" deep (20) or 24" deep (24) with box/box/file (BBF)</i>		
<b>NN</b>	none	+\$0
<b>2M</b>	drawer divider in box drawers, 2 file converters in file drawer	+\$25
<b>3M</b>	drawer divider in one box drawer, pencil tray in one box drawer, 2 file converters in file drawer	+\$25
<b>C51</b>	storage organizer including hanging file holder bin, utility tray and two containers <span style="border: 1px solid black; padding: 0 2px;">A</span>	+\$120

Tu® Metal Storage

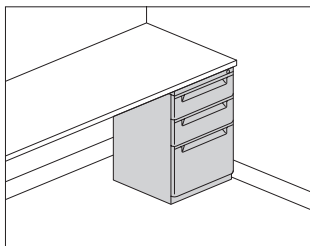
# W-Pull Surface-Attached Pedestal

continued

Tu® Metal Storage

For 28" deep (28) with box/box/file (BBF)		
NN	none	+\$0
2M	drawer divider in box drawers, 2 file converters in file drawer	+\$25
3M	drawer divider in one box drawer, pencil tray in one box drawer, 2 file converters in file drawer	+\$25
For 20" deep (20) or 24" deep (24) with file/file (FF)		
NN	none	+\$0
1M	2 file converters in each file drawer	+\$25
C51	storage organizer including hanging file holder bin, utility tray and two containers <span>A</span>	+\$120
For 28" deep (28) with file/file (FF)		
NN	none	+\$0
1M	2 file converters in each file drawer	+\$25

## V-Pull Surface-Attached Pedestal LV140.



### Product Information

#### Description

This pedestal attaches under a work surface on the left or right side to provide support and eliminates the need for a cantilever. It has a painted metal front, smooth-steel case, full-width recessed pulls, and 1" leveling glides. Attachment hardware is included.

Actual pedestal height is 27<sup>1</sup>/<sub>4</sub>". Height with squared-edge laminate or veneer work surface is 28<sup>1</sup>/<sub>2</sub>". Height with squared- or eased-edge Formcoat® work surface is 28<sup>3</sup>/<sub>4</sub>". Actual pedestal depth is 19<sup>3</sup>/<sub>8</sub>", 22<sup>7</sup>/<sub>8</sub>", or 28<sup>7</sup>/<sub>8</sub>". Pedestal does not work with thin-edge work surfaces.

For freestanding applications, the 24"-deep pedestal depth matches a 24"-deep Canvas or Ethospace® work surface. The 30"-deep pedestal depth matches a 30"-deep Canvas or Ethospace work surface.

Box drawers are available with full-extension or 3/4"-extension slides.

File drawers have full-extension slides. A drawer divider, utility tray or storage organizer is optional for box drawers. File drawers hold letter-size front-to-back hanging files. File converters are optional for letter-, legal-, and A4-size side-to-side hanging files.

#### Notes

Base on 27<sup>1</sup>/<sub>4</sub>"-high (raised height) unit (2F) aligns with base on Tu® storage towers.

For full extension slides on box drawers, specify option (SB).

To add file converters, drawer divider, pencil tray, or storage organizer to drawer interiors, specify drawer interior option (1M), (2M), (3M) or (C51).

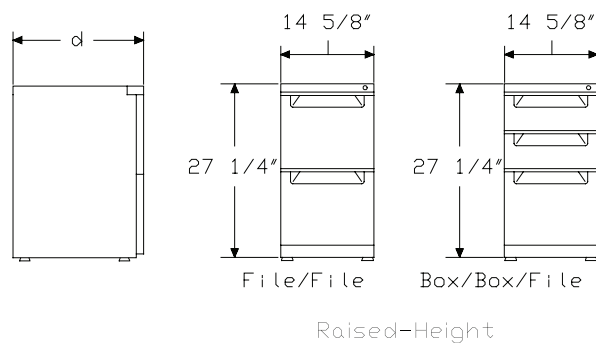
Order optional accessories separately:

- Drawer divider (LG903.)
- File compressor (LG908)
- File converter (LG907)
- File drawer organizer (LG901)
- Pedestal stationery divider (LG905)
- Utility tray (LG906)
- Storage organizer (LG910)

Storage organizer includes a hanging file holder, utility tray (pencil tray) and 2 containers. The storage organizer frame color matches the drawer interior; file holder and containers are 91 white; utility tray is black.

For keyed-alike locks, order lock plugs separately. See Keyed-Alike Information in Appendices.

### Dimensions



# V-Pull Surface-Attached Pedestal

continued

Tu® Metal Storage

Specification Information			
Step 1.			
<b>LV140.</b>			
Step 2. Depth			
<b>20</b>	20" deep		
<b>24</b>	24" deep		
<b>28</b>	28" deep		
Step 3. Configuration			
<b>BBF</b>	box/box/file		
<b>FF</b>	file/file		
Prices for Steps 1-3.			
		<b>BBF</b>	<b>FF</b>
<b>LV140. 20</b>		\$535	491
<b>24</b>		\$552	503
<b>28</b>		\$622	569
Step 4. Slides			
<i>For box/box/file (BBF)</i>			
<b>SR</b>	¾-extension roller slides on box drawer, full-extension ball bearing on file drawer		+\$0
<b>SB</b>	full-extension ball-bearing		+\$50
<i>For file/file (FF)</i>			
<b>SB</b>	full-extension ball-bearing		+\$0
Step 5. Paint/Steel Type			
<b>SS</b>	smooth paint on smooth steel		+\$0
<b>XS</b>	textured paint on smooth steel		+\$0

Step 6. Surface Finish		
<i>For smooth paint on smooth steel (SS)</i>		
<b>8Q</b>	folkstone grey	+\$0
<b>98</b>	studio white	+\$0
<b>BU</b>	black umber	+\$0
<b>CN</b>	metallic champagne	+\$0
<b>EH</b>	metallic bronze	+\$0
<b>HF</b>	inner tone light	+\$0
<b>LT</b>	light tone	+\$0
<b>LU</b>	soft white	+\$0
<b>MS</b>	metallic silver	+\$0
<b>MT</b>	medium tone	+\$0
<b>SG</b>	slate grey	+\$0
<b>WL</b>	sandstone	+\$0
Sand Texture Paint		
<i>For textured paint on smooth steel (XS)</i>		
<b>91</b>	white	+\$0
<b>98</b>	studio white	+\$0
<b>BK</b>	black	+\$0
<b>CL</b>	cool grey neutral	+\$0
<b>G1</b>	graphite	+\$0
<b>WN</b>	warm grey neutral	+\$0
Step 7. Lock		
<b>KA</b>	keyed alike	-\$10
<b>KC</b>	keyed differently, chrome	+\$0
<b>KD</b>	keyed differently, black	+\$0
Step 8. Base Height		
<b>2F</b>	27¼" high (raised height)	+\$0
Step 9. Drawer Interior		
<i>For 20" deep (20) or 24" deep (24) with box/box/file (BBF)</i>		
<b>NN</b>	none	+\$0
<b>2M</b>	drawer divider in box drawers, 2 file converters in file drawer	+\$25
<b>3M</b>	drawer divider in one box drawer, pencil tray in one box drawer, 2 file converters in file drawer	+\$25
<b>C51</b>	storage organizer including hanging file holder bin, utility tray and two containers <b>A</b>	+\$120



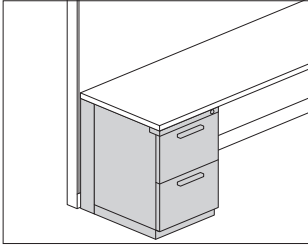
# V-Pull Surface-Attached Pedestal

*continued*

<i>For 28" deep (28) with box/box/file (BBF)</i>		
<b>NN</b>	none	+\$0
<b>2M</b>	drawer divider in box drawers, 2 file converters in file drawer	+\$25
<b>3M</b>	drawer divider in one box drawer, pencil tray in one box drawer, 2 file converters in file drawer	+\$25
<i>For 20" deep (20) or 24" deep (24) with file/file (FF)</i>		
<b>NN</b>	none	+\$0
<b>1M</b>	2 file converters in each file drawer	+\$25
<b>C51</b>	storage organizer including hanging file holder bin, utility tray and two containers <span style="border: 1px solid black; padding: 0 2px;">A</span>	+\$120
<i>For 28" deep (28) with file/file (FF)</i>		
<b>NN</b>	none	+\$0
<b>1M</b>	2 file converters in each file drawer	+\$25

## Bar Pull Support Pedestal

LK15A.  
LK15D.  
LK15L.



### Product Information

#### Description

This pedestal attaches to both a work surface and a panel or frame at the end of a run or mid-run to provide support. It eliminates the need for a return panel/frame and connector or a work surface support panel. It has a painted, laminate, or veneer front, smooth-steel case, applied metal bar pulls, and  $1\frac{3}{4}$ " leveling glides. The pedestal attaches under a work surface on the left or right side. Attachment hardware and support bracket are included.

The actual pedestal depth is  $19\frac{3}{8}$ ",  $23\frac{1}{4}$ ", or  $27\frac{3}{4}$ ". A 20"-deep pedestal supports a 24"-deep work surface. A 24"-deep pedestal supports a 30"-deep Ethospace® work surface with a cable management trough. A 28"-deep pedestal supports a 30"-deep work surface.

Box drawers are available with full-extension or  $\frac{3}{4}$ -extension slides. File drawers have full-extension slides and hold letter-size front-to-back hanging files.

#### Notes

To add drawer divider, pencil tray, and file converters to drawer interiors, specify option (2M) or (3M).

For full extension slides on box drawers, specify option (SB).

Grain direction is vertical for veneer-front pedestals.

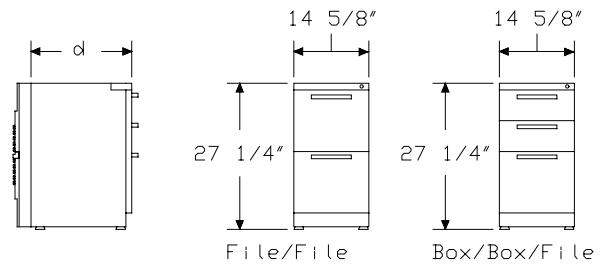
Order optional accessories separately:

- Drawer divider (LG903.)
- File compressor (LG908)
- File converter (LG907)
- File drawer organizer (LG901)
- Pedestal stationery divider (LG905)
- Utility tray (LG906)
- Storage organizer (LG910)

Storage organizer includes a hanging file holder, utility tray (pencil tray) and 2 containers. Storage organizer frame color matches drawer interior; file holder and containers are 91 white; utility tray is black.

For keyed-alike locks, order lock plugs separately. See Keyed-Alike Information in Appendices.

### Dimensions



**Specification Information**
**Step 1.**
**LK15**
**Step 2. Front Material**

- D.** painted metal front  
**A.** veneer front **A**  
**L.** laminate front

**Step 3. Depth**

- 20** 20" deep  
**24** 24" deep  
**28** 28" deep

**Step 4. Configuration**

- BBF** box/box/file  
**FF** file/file

**Prices for Steps 1-4.**

	<b>BBF</b>	<b>FF</b>
<b>LK15D. 20</b>	\$719	693
<b>24</b>	\$820	781
<b>28</b>	\$920	873
<b>LK15A. 20</b>	\$951	924
<b>24</b>	\$1056	1015
<b>28</b>	\$1156	1108
<b>LK15L. 20</b>	\$827	797
<b>24</b>	\$943	898
<b>28</b>	\$1058	1004

**Step 5. Slides**
**For box/box/file (BBF)**

- SR** ¾-extension roller slides on box drawer, full-extension ball bearing on file drawer +\$0  
**SB** full-extension ball-bearing +\$50

**For file/file (FF)**

- SB** full-extension ball-bearing +\$0

**Step 6. Paint/Steel Type**

- SS** smooth paint on smooth steel +\$0  
**XS** textured paint on smooth steel +\$0

**Step 7. Surface Finish**
**For smooth paint on smooth steel (SS)**

- 8Q** folkstone grey +\$0  
**98** studio white +\$0  
**BU** black umber +\$0  
**CN** metallic champagne +\$0  
**EH** metallic bronze +\$0  
**HF** inner tone light +\$0  
**LT** light tone +\$0  
**LU** soft white +\$0  
**MS** metallic silver +\$0  
**MT** medium tone +\$0  
**SG** slate grey +\$0  
**WL** sandstone +\$0

**Sand Texture Paint**
**For textured paint on smooth steel (XS)**

- 91** white +\$0  
**98** studio white +\$0  
**BK** black +\$0  
**CL** cool grey neutral +\$0  
**G1** graphite +\$0  
**WN** warm grey neutral +\$0

**Step 8. Attachment Bracket**

- 1A** for Action Office® Series 1 and 2 radiused-edge work surface +\$0  
**2A** for Action Office® Series 1 and 2 squared-edge work surface +\$0  
**E1** for Ethospace® System +\$0  
**F8** for Canvas Office Landscape® +\$0

**Step 9. Front Finish**
**Recut Veneer**
**For veneer front (A.)**

- RA** light ash **A** +\$0  
**RK** mahogany dark **A** +\$0  
**RM** mahogany **A** +\$0

Wood Veneer		
<i>For veneer front (A.)</i>		
<b>2U</b>	light brown walnut <input type="checkbox"/>	+\$107
<b>40</b>	dark brown walnut <input type="checkbox"/>	+\$107
<b>ED</b>	aged cherry <input type="checkbox"/>	+\$107
<b>EK</b>	medium red walnut <input type="checkbox"/>	+\$107
<b>EW</b>	medium matte walnut <input type="checkbox"/>	+\$107
<b>ET</b>	clear on ash <input type="checkbox"/>	+\$107
<b>EV</b>	walnut on ash <input type="checkbox"/>	+\$107
<b>UL</b>	natural maple <input type="checkbox"/>	+\$107
<b>UX</b>	walnut on cherry <input type="checkbox"/>	+\$107
<i>For laminate front (L.)</i>		
<b>76</b>	light brown walnut	+\$0
<b>8Q</b>	folkstone grey	+\$0
<b>91</b>	white	+\$0
<b>98</b>	studio white	+\$0
<b>CL</b>	cool grey neutral	+\$0
<b>HM</b>	natural maple	+\$0
<b>HP</b>	light anigre	+\$0
<b>HX</b>	aged cherry	+\$0
<b>HY</b>	walnut on cherry	+\$0
<b>LA</b>	light ash	+\$0
<b>LBA</b>	clear on ash	+\$0
<b>LBR</b>	phantom ecru	+\$0
<b>LBS</b>	phantom cocoa	+\$0
<b>LBU</b>	medium matte walnut	+\$0
<b>LBV</b>	warm grey teak	+\$0
<b>LBB</b>	oak on ash	+\$0
<b>LBC</b>	walnut on ash	+\$0
<b>LBD</b>	dark brown walnut	+\$0
<b>LBE</b>	medium red walnut	+\$0
<b>LBF</b>	neutral twill	+\$0
<b>LBG</b>	sarum twill	+\$0
<b>LBH</b>	earthen twill	+\$0
<b>LBJ</b>	graphite twill	+\$0
<b>LBK</b>	pewter mesh	+\$0
<b>LBL</b>	steel mesh	+\$0
<b>LBM</b>	crisp linen	+\$0
<b>LBN</b>	classic linen	+\$0
<b>LBP</b>	casual linen	+\$0
<b>LBQ</b>	white twill	+\$0
<b>LU</b>	soft white	+\$0
<b>WL</b>	sandstone	+\$0
<b>WN</b>	warm grey neutral	+\$0
<b>X1</b>	chalk white	+\$0

Step 10. Lock		
<b>KA</b>	keyed alike	-\$10
<b>KC</b>	keyed differently, chrome	+\$0
<b>KD</b>	keyed differently, black	+\$0

Step 11. Pull Finish		
Metallic Paint		
<b>CN</b>	metallic champagne	+\$0
<b>MS</b>	metallic silver	+\$0

Sand Texture Paint		
<b>79</b>	green apple	+\$15
<b>BK</b>	black	+\$0
<b>MY3</b>	yellow oxide	+\$15
<b>RO</b>	red	+\$15
<b>TRQ</b>	turquoise	+\$15

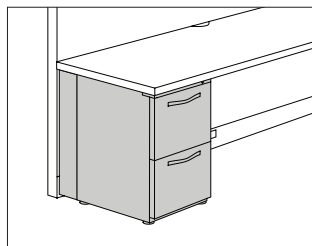
Smooth Paint		
<b>8Q</b>	folkstone grey	+\$0
<b>91</b>	white	+\$0
<b>98</b>	studio white	+\$0
<b>G1</b>	graphite	+\$0
<b>WL</b>	sandstone	+\$0
<b>XX</b>	no pull	+\$0

Step 12. Drawer Interior		
<i>For box/box/file (BBF)</i>		
<b>NN</b>	none	+\$0
<b>2M</b>	drawer divider in box drawers, 2 file converters in file drawer	+\$25
<b>3M</b>	drawer divider in one box drawer, pencil tray in one box drawer, 2 file converters in file drawer	+\$25
<b>C51</b>	storage organizer including hanging file holder bin, utility tray and two containers <input type="checkbox"/>	+\$120

<i>For file/file (FF)</i>		
<b>NN</b>	none	+\$0
<b>1M</b>	2 file converters in each file drawer	+\$25
<b>C51</b>	storage organizer including hanging file holder bin, utility tray and two containers <input type="checkbox"/>	+\$120

## Arc Pull Support Pedestal

LQ15A.  
LQ15D.  
LQ15L.



### Product Information

#### Description

This pedestal attaches to both a work surface and a panel or frame at the end of a run or mid-run to provide support. It eliminates the need for a return panel/frame and connector or a work surface support panel. It has a painted, laminate, or veneer front, smooth-steel case, applied metal arc pulls, and  $1\frac{3}{4}$ " leveling glides. The pedestal attaches under a work surface on the left or right side. Attachment hardware and support bracket are included.

The actual pedestal depth is  $19\frac{3}{8}$ ",  $23\frac{1}{4}$ ", or  $27\frac{3}{4}$ ". A 20"-deep pedestal supports a 24"-deep work surface. A 24"-deep pedestal supports a 30"-deep Ethospace® work surface with a cable management trough. A 28"-deep pedestal supports a 30"-deep work surface.

Box drawers are available with full-extension or  $\frac{3}{4}$ -extension slides.

File drawers have full-extension slides and hold letter-size front-to-back hanging files.

#### Notes

Pull design conforms to guidelines of Americans with Disabilities Act (ADA).

To add drawer divider, pencil tray, file converters and storage organizer to drawer interiors, specify option (1M), (2M), (3M) or (C51).

For full extension slides on box drawers, specify option (SB).

Grain direction is vertical for veneer-front pedestals.

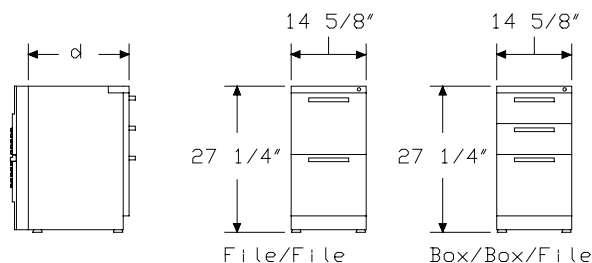
Order optional accessories separately:

- Drawer divider (LG903.)
- File compressor (LG908)
- File converter (LG907)
- File drawer organizer (LG901)
- Pedestal stationery divider (LG905)
- Utility tray (LG906)
- Storage organizer (LG910)

Storage organizer includes a hanging file holder, utility tray (pencil tray) and 2 containers. The storage organizer frame color matches the drawer interior; file holder and containers are 91 white; utility tray is black.

For keyed-alike locks, order lock plugs separately. See Keyed-Alike Information in Appendices.

### Dimensions



Specification Information			
Step 1.			
LQ15			
Step 2. Front Material			
D.	painted metal front		
A.	veneer front <input type="checkbox"/>		
L.	laminate front		
Step 3. Depth			
20	20" deep		
24	24" deep		
28	28" deep		
Step 4. Configuration			
BBF	box/box/file		
FF	file/file		
Prices for Steps 1-4.			
		BBF	FF
LQ15D. 20		\$719	693
24		\$820	781
28		\$920	873
LQ15A. 20		\$951	924
24		\$1056	1015
28		\$1156	1108
LQ15L. 20		\$827	797
24		\$943	898
28		\$1058	1004
Step 5. Slides			
For box/box/file (BBF)			
SR	¾-extension roller slides on box drawer, full-extension ball bearing on file drawer		+\$0
SB	full-extension ball-bearing		+\$50
For file/file (FF)			
SB	full-extension ball-bearing		+\$0
Step 6. Paint/Steel Type			
SS	smooth paint on smooth steel		+\$0
XS	textured paint on smooth steel		+\$0

Step 7. Surface Finish		
<i>For smooth paint on smooth steel (SS)</i>		
<b>8Q</b>	folkstone grey	+\$0
<b>98</b>	studio white	+\$0
<b>BU</b>	black umber	+\$0
<b>CN</b>	metallic champagne	+\$0
<b>EH</b>	metallic bronze	+\$0
<b>HF</b>	inner tone light	+\$0
<b>LT</b>	light tone	+\$0
<b>LU</b>	soft white	+\$0
<b>MS</b>	metallic silver	+\$0
<b>MT</b>	medium tone	+\$0
<b>SG</b>	slate grey	+\$0
<b>WL</b>	sandstone	+\$0
Sand Texture Paint		
<i>For textured paint on smooth steel (XS)</i>		
<b>91</b>	white	+\$0
<b>BK</b>	black	+\$0
<b>CL</b>	cool grey neutral	+\$0
<b>G1</b>	graphite	+\$0
<b>WN</b>	warm grey neutral	+\$0
<b>98</b>	studio white	+\$0
Bright Sand Texture Paint		
<i>For textured paint on smooth steel (XS)</i>		
<b>91</b>	white	+\$0
<b>CL</b>	cool grey neutral	+\$0
<b>G1</b>	graphite	+\$0
<b>WN</b>	warm grey neutral	+\$0
Step 8. Attachment Bracket		
<b>1A</b>	for Action Office® Series 1 and 2 radiused-edge work surface	+\$0
<b>2A</b>	for Action Office® Series 1 and 2 squared-edge work surface	+\$0
<b>E1</b>	for Ethospace® System	+\$0
<b>F8</b>	for Canvas Office Landscape®	+\$0
Step 9. Front Finish		
Recut Veneer		
<i>For veneer front (A.)</i>		
<b>RA</b>	light ash <input type="checkbox"/>	+\$0
<b>RK</b>	mahogany dark <input type="checkbox"/>	+\$0
<b>RM</b>	mahogany <input type="checkbox"/>	+\$0

Wood Veneer		
<i>For veneer front (A.)</i>		
<b>2U</b>	light brown walnut <span style="border: 1px solid black; padding: 0 2px;">A</span>	+\$107
<b>40</b>	dark brown walnut <span style="border: 1px solid black; padding: 0 2px;">A</span>	+\$107
<b>ED</b>	aged cherry <span style="border: 1px solid black; padding: 0 2px;">A</span>	+\$107
<b>EK</b>	medium red walnut <span style="border: 1px solid black; padding: 0 2px;">A</span>	+\$107
<b>EW</b>	medium matte walnut <span style="border: 1px solid black; padding: 0 2px;">A</span>	+\$107
<b>ET</b>	clear on ash <span style="border: 1px solid black; padding: 0 2px;">A</span>	+\$107
<b>EU</b>	oak on ash <span style="border: 1px solid black; padding: 0 2px;">A</span>	+\$107
<b>EV</b>	walnut on ash <span style="border: 1px solid black; padding: 0 2px;">A</span>	+\$107
<b>UL</b>	natural maple <span style="border: 1px solid black; padding: 0 2px;">A</span>	+\$107
<b>UX</b>	walnut on cherry <span style="border: 1px solid black; padding: 0 2px;">A</span>	+\$107

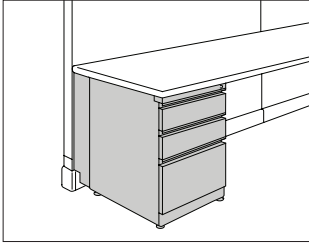
<i>For laminate front (L.)</i>		
<b>76</b>	light brown walnut	+\$0
<b>8Q</b>	folkstone grey	+\$0
<b>91</b>	white	+\$0
<b>98</b>	studio white	+\$0
<b>CL</b>	cool grey neutral	+\$0
<b>HM</b>	natural maple	+\$0
<b>HP</b>	light anigre	+\$0
<b>HX</b>	aged cherry	+\$0
<b>HY</b>	walnut on cherry	+\$0
<b>LA</b>	light ash	+\$0
<b>LBA</b>	clear on ash	+\$0
<b>LBR</b>	phantom ecru	+\$0
<b>LBS</b>	phantom cocoa	+\$0
<b>LBU</b>	medium matte walnut	+\$0
<b>LBV</b>	warm grey teak	+\$0
<b>LBB</b>	oak on ash	+\$0
<b>LBC</b>	walnut on ash	+\$0
<b>LBD</b>	dark brown walnut	+\$0
<b>LBE</b>	medium red walnut	+\$0
<b>LBF</b>	neutral twill	+\$0
<b>LBG</b>	sarum twill	+\$0
<b>LBH</b>	earthen twill	+\$0
<b>LBJ</b>	graphite twill	+\$0
<b>LBK</b>	pewter mesh	+\$0
<b>LBL</b>	steel mesh	+\$0
<b>LBM</b>	crisp linen	+\$0
<b>LBN</b>	classic linen	+\$0
<b>LBP</b>	casual linen	+\$0
<b>LBQ</b>	white twill	+\$0
<b>LU</b>	soft white	+\$0
<b>WL</b>	sandstone	+\$0
<b>WN</b>	warm grey neutral	+\$0
<b>X1</b>	chalk white	+\$0

Step 10. Lock		
<b>KA</b>	keyed alike	-\$10
<b>KC</b>	keyed differently, chrome	+\$0
<b>KD</b>	keyed differently, black	+\$0

Step 11. Pull Finish		
<b>NH</b>	brushed nickel	+\$0
<b>NK</b>	black nickel	+\$0

Step 12. Drawer Interior		
<i>For box/box/file (BBF)</i>		
<b>NN</b>	none	+\$0
<b>2M</b>	drawer divider in box drawers, 2 file converters in file drawer	+\$25
<b>3M</b>	drawer divider in one box drawer, pencil tray in one box drawer, 2 file converters in file drawer	+\$25
<b>C51</b>	storage organizer including hanging file holder bin, utility tray and two containers <span style="border: 1px solid black; padding: 0 2px;">A</span>	+\$120

<i>For file/file (FF)</i>		
<b>NN</b>	none	+\$0
<b>1M</b>	2 file converters in each file drawer	+\$25
<b>C51</b>	storage organizer including hanging file holder bin, utility tray and two containers <span style="border: 1px solid black; padding: 0 2px;">A</span>	+\$120

**Product Information****Description**

This pedestal attaches to both a work surface and a panel or frame at either the end of a run or mid-run to provide support. It eliminates the need for a return panel/frame and connector or a work surface support panel. It has a smooth-steel case, full-width pulls, and  $1\frac{3}{4}$ " leveling glides. It attaches under a work surface on the left or right side.

Attachment hardware and support bracket are included.

The actual pedestal depth is  $19\frac{3}{8}$ ",  $23\frac{1}{4}$ ", or  $27\frac{3}{4}$ ". A 20"-deep pedestal supports a 24"-deep work surface. A 24"-deep pedestal supports a 30"-deep Ethospace® work surface with cable management trough. A 28"-deep pedestal supports a 30"-deep work surface.

Drawers are available with full-extension or  $\frac{3}{4}$ "-extension slides. A drawer divider, utility tray or storage organizer is optional for box drawers. File drawers hold letter-size front-to-back hanging files. File converters are optional for letter-, legal-, and A4-size side-to-side hanging files.

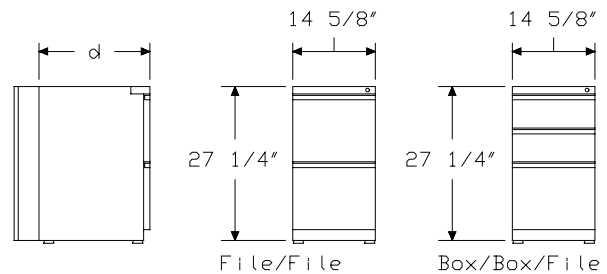
**Notes**

Order optional accessories separately:

- Drawer divider (LG903.)
- File compressor (LG908)
- File converter (LG907)
- File drawer organizer (LG901)
- Pedestal stationery divider (LG905)
- Utility tray (LG906)
- Storage organizer (LG910)

Storage organizer includes a hanging file holder, utility tray (pencil tray) and 2 containers. The storage organizer frame color matches the drawer interior; file holder and containers are 91 white; utility tray is black.

For keyed-alike locks, order lock plugs separately. See Keyed-Alike Information in Appendices.

**Dimensions**



## W-Pull Support Pedestal *continued*

Specification Information		
Step 1.		
<b>LW150.</b>		
Step 2. Depth		
<b>20</b>	20" deep	
<b>24</b>	24" deep	
<b>28</b>	28" deep	
Step 3. Configuration		
<b>BBF</b>	box/box/file	
<b>FF</b>	file/file	
Prices for Steps 1-3.		
	<b>BBF</b>	<b>FF</b>
<b>LW150. 20</b>	\$599	556
<b>24</b>	\$627	597
<b>28</b>	\$661	633
Step 4. Slides		
<i>For box/box/file (BBF)</i>		
<b>SR</b>	¾-extension roller slides on box drawer, full-extension ball bearing on file drawer	+\$0
<b>SB</b>	full-extension ball-bearing	+\$50
<i>For file/file (FF)</i>		
<b>SB</b>	full-extension ball-bearing	+\$0
Step 5. Paint/Steel Type		
<b>SS</b>	smooth paint on smooth steel	+\$0
<b>XS</b>	textured paint on smooth steel	+\$0

Step 6. Surface Finish		
<i>For smooth paint on smooth steel (SS)</i>		
<b>8Q</b>	folkstone grey	+\$0
<b>98</b>	studio white	+\$0
<b>BU</b>	black umber	+\$0
<b>CN</b>	metallic champagne	+\$0
<b>EH</b>	metallic bronze	+\$0
<b>HF</b>	inner tone light	+\$0
<b>LT</b>	light tone	+\$0
<b>LU</b>	soft white	+\$0
<b>MS</b>	metallic silver	+\$0
<b>MT</b>	medium tone	+\$0
<b>SG</b>	slate grey	+\$0
<b>WL</b>	sandstone	+\$0
Sand Texture Paint		
<i>For textured paint on smooth steel (XS)</i>		
<b>91</b>	white	+\$0
<b>98</b>	studio white	+\$0
<b>BK</b>	black	+\$0
<b>CL</b>	cool grey neutral	+\$0
<b>G1</b>	graphite	+\$0
<b>WN</b>	warm grey neutral	+\$0
Step 7. Attachment Bracket		
<b>1A</b>	for Action Office® Series 1 and 2 radiused-edge work surface	+\$0
<b>2A</b>	for Action Office® Series 1 and 2 squared-edge work surface	+\$0
<b>E1</b>	for Ethospace® System	+\$0
<b>F8</b>	for Canvas Office Landscape®	+\$0
Step 8. Lock		
<b>KA</b>	keyed alike	-\$10
<b>KC</b>	keyed differently, chrome	+\$0
<b>KD</b>	keyed differently, black	+\$0

Step 9. Drawer Interior

For 20" deep (20) or 24" deep (24) with box/box/file (BBF)

NN	none	+\$0
2M	drawer divider in box drawers, 2 file converters in file drawer	+\$25
3M	drawer divider in one box drawer, pencil tray in one box drawer, 2 file converters in file drawer	+\$25
C51	storage organizer including hanging file holder bin, utility tray and two containers <span>A</span>	+\$120

For 28" deep (28) with box/box/file (BBF)

NN	none	+\$0
2M	drawer divider in box drawers, 2 file converters in file drawer	+\$25
3M	drawer divider in one box drawer, pencil tray in one box drawer, 2 file converters in file drawer	+\$25

For 20" deep (20) or 24" deep (24) with file/file (FF)

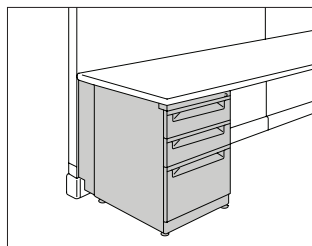
NN	none	+\$0
1M	2 file converters in each file drawer	+\$25
C51	storage organizer including hanging file holder bin, utility tray and two containers <span>A</span>	+\$120

For 28" deep (28) with file/file (FF)

NN	none	+\$0
1M	2 file converters in each file drawer	+\$25

# V-Pull Support Pedestal

LV150.



## Product Information

### Description

This pedestal attaches to both a work surface and a panel or frame at either the end of a run or mid-run to provide support. It eliminates the need for a return panel/frame and connector or a work surface support panel. It has a smooth-steel case, full-width recessed pulls, and  $1\frac{3}{4}$ " leveling glides. It attaches under a work surface on the left or right side. Attachment hardware and support bracket are included.

The actual pedestal depth is  $19\frac{3}{8}$ ",  $23\frac{1}{4}$ ", or  $27\frac{3}{4}$ ". A 20"-deep pedestal supports a 24"-deep work surface. A 24"-deep pedestal supports a 30"-deep Ethospace® work surface with cable management trough. A 28"-deep pedestal supports a 30"-deep work surface.

Drawers are available with full-extension or  $\frac{3}{4}$ -extension slides. A drawer divider, utility tray or storage organizer is optional for box drawers. File drawers hold letter-size front-to-back hanging files. File converters are optional for letter-, legal-, and A4-size side-to-side hanging files.

### Notes

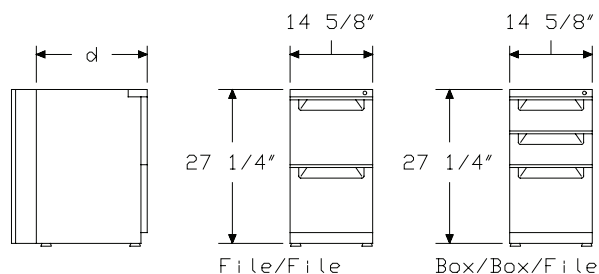
Order optional accessories separately:

- Drawer divider (LG903.)
- File compressor (LG908)
- File converter (LG907)
- File drawer organizer (LG901)
- Pedestal stationery divider (LG905)
- Utility tray (LG906)
- Storage organizer (LG910)

Storage organizer includes a hanging file holder, utility tray (pencil tray) and 2 containers. The storage organizer frame color matches the drawer interior; file holder and containers are 91 white; utility tray is black.

For keyed-alike locks, order lock plugs separately. See Keyed-Alike Information in Appendices.

## Dimensions



Specification Information			
Step 1.			
<b>LV150.</b>			
Step 2. Depth			
<b>20</b>	20" deep		
<b>24</b>	24" deep		
<b>28</b>	28" deep		
Step 3. Configuration			
<b>BBF</b>	box/box/file		
<b>FF</b>	file/file		
Prices for Steps 1-3.			
		<b>BBF</b>	<b>FF</b>
<b>LV150. 20</b>		\$594	551
<b>24</b>		\$622	592
<b>28</b>		\$656	626
Step 4. Slides			
<i>For box/box/file (BBF)</i>			
<b>SR</b>	¾-extension roller slides on box drawer, full-extension ball bearing on file drawer		+\$0
<b>SB</b>	full-extension ball-bearing		+\$50
<i>For file/file (FF)</i>			
<b>SB</b>	full-extension ball-bearing		+\$0
Step 5. Paint/Steel Type			
<b>SS</b>	smooth paint on smooth steel		+\$0
<b>XS</b>	textured paint on smooth steel		+\$0

Step 6. Surface Finish		
<i>For smooth paint on smooth steel (SS)</i>		
<b>8Q</b>	folkstone grey	+\$0
<b>98</b>	studio white	+\$0
<b>BU</b>	black umber	+\$0
<b>CN</b>	metallic champagne	+\$0
<b>EH</b>	metallic bronze	+\$0
<b>HF</b>	inner tone light	+\$0
<b>LT</b>	light tone	+\$0
<b>LU</b>	soft white	+\$0
<b>MS</b>	metallic silver	+\$0
<b>MT</b>	medium tone	+\$0
<b>SG</b>	slate grey	+\$0
<b>WL</b>	sandstone	+\$0
Sand Texture Paint		
<i>For textured paint on smooth steel (XS)</i>		
<b>91</b>	white	+\$0
<b>98</b>	studio white	+\$0
<b>BK</b>	black	+\$0
<b>CL</b>	cool grey neutral	+\$0
<b>G1</b>	graphite	+\$0
<b>WN</b>	warm grey neutral	+\$0
Step 7. Attachment Bracket		
<b>1A</b>	for Action Office® Series 1 and 2 radiused-edge work surface	+\$0
<b>2A</b>	for Action Office® Series 1 and 2 squared-edge work surface	+\$0
<b>E1</b>	for Ethospace® System	+\$0
<b>F8</b>	for Canvas Office Landscape®	+\$0
Step 8. Lock		
<b>KA</b>	keyed alike	-\$10
<b>KC</b>	keyed differently, chrome	+\$0
<b>KD</b>	keyed differently, black	+\$0

## Step 9. Drawer Interior

*For 20" deep (20) or 24" deep (24) with box/box/file (BBF)*

<b>NN</b>	none	+\$0
<b>2M</b>	drawer divider in box drawers, 2 file converters in file drawer	+\$25
<b>3M</b>	drawer divider in one box drawer, pencil tray in one box drawer, 2 file converters in file drawer	+\$25
<b>C51</b>	storage organizer including hanging file holder bin, utility tray and two containers <b>A</b>	+\$120

*For 28" deep (28) with box/box/file (BBF)*

<b>NN</b>	none	+\$0
<b>2M</b>	drawer divider in box drawers, 2 file converters in file drawer	+\$25
<b>3M</b>	drawer divider in one box drawer, pencil tray in one box drawer, 2 file converters in file drawer	+\$25

*For 20" deep (20) or 24" deep (24) with file/file (FF)*

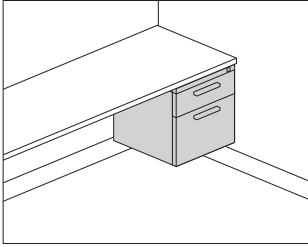
<b>NN</b>	none	+\$0
<b>1M</b>	2 file converters in each file drawer	+\$25
<b>C51</b>	storage organizer including hanging file holder bin, utility tray and two containers <b>A</b>	+\$120

*For 28" deep (28) with file/file (FF)*

<b>NN</b>	none	+\$0
<b>1M</b>	2 file converters in each file drawer	+\$25

## Bar Pull Suspended Pedestal

LK13A.  
LK13D.  
LK13L.



### Product Information

#### Description

This pedestal mounts under a predrilled hanging or freestanding work surface. It has a smooth-steel case and applied metal bar pulls.

#### Mounting hardware included.

Actual pedestal depth is 19<sup>3/8</sup>".

The box drawer is available with full-extension or <sup>3</sup>/<sub>4</sub>-extension slides.

The file drawer has full-extension slides and holds letter-size front-to-back hanging files.

#### Notes

To add drawer divider, pencil tray, and file converters to drawer interiors, specify option (2M) or (3M).

For full extension slides on box drawer, specify option (SB).

Pedestal will not mount under the following products:

- Action Office® table
- Ethospace® peninsula with access
- Ethospace work surface in off-module application

Grain direction is vertical for veneer-front pedestals.

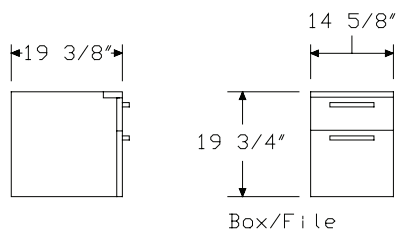
Order optional accessories separately:

- Drawer divider (LG903.)
- File compressor (LG908)
- File converter (LG907)
- File drawer organizer (LG901)
- Pedestal stationery divider (LG905)
- Utility tray (LG906)
- Storage organizer (LG910)

Storage organizer includes a hanging file holder, utility tray (pencil tray) and 2 containers. Storage organizer frame color matches drawer interior; file holder and containers are 91 white; utility tray is black.

For keyed-alike locks, order lock plugs separately. See Keyed-Alike Information in Appendices.

#### Dimensions



### Specification Information

#### Step 1.

##### LK13

#### Step 2. Front Material

**D.20BF** painted metal front

**A.20BF** veneer front A

**L.20BF** laminate front

#### Prices for Steps 1-2.

<b>LK13D.20BF</b>	\$466
<b>LK13A.20BF</b>	\$642
<b>LK13L.20BF</b>	\$536

#### Step 3. Slides

<b>SR</b>	<sup>3</sup> / <sub>4</sub> -extension roller slides on box drawer, full-extension ball bearing on file drawer	+\$0
<b>SB</b>	full-extension ball-bearing	+\$25

#### Step 4. Paint/Steel Type

<b>SS</b>	smooth paint on smooth steel	+\$0
<b>XS</b>	textured paint on smooth steel	+\$0

#### Step 5. Surface Finish

##### For smooth paint on smooth steel (SS)

<b>98</b>	studio white	+\$0
<b>8Q</b>	folkstone grey	+\$0
<b>BU</b>	black umber	+\$0
<b>HF</b>	inner tone light	+\$0
<b>LT</b>	light tone	+\$0
<b>LU</b>	soft white	+\$0
<b>MT</b>	medium tone	+\$0
<b>SG</b>	slate grey	+\$0
<b>WL</b>	sandstone	+\$0
<b>CN</b>	metallic champagne	+\$0
<b>EH</b>	metallic bronze	+\$0
<b>MS</b>	metallic silver	+\$0

##### Sand Texture Paint

##### For textured paint on smooth steel (XS)

<b>91</b>	white	+\$0
<b>98</b>	studio white	+\$0
<b>BK</b>	black	+\$0
<b>CL</b>	cool grey neutral	+\$0
<b>G1</b>	graphite	+\$0
<b>WN</b>	warm grey neutral	+\$0

# Bar Pull Suspended Pedestal

continued

## Step 6. Front Finish

### Recut Veneer

#### For veneer front (A.20BF)

<b>RA</b>	light ash <input type="checkbox"/>	+\$0
<b>RK</b>	mahogany dark <input type="checkbox"/>	+\$0
<b>RM</b>	mahogany <input type="checkbox"/>	+\$0

### Wood Veneer

#### For veneer front (A.20BF)

<b>2U</b>	light brown walnut <input type="checkbox"/>	+\$75
<b>40</b>	dark brown walnut <input type="checkbox"/>	+\$75
<b>ED</b>	aged cherry <input type="checkbox"/>	+\$75
<b>EK</b>	medium red walnut <input type="checkbox"/>	+\$75
<b>EW</b>	medium matte walnut <input type="checkbox"/>	+\$75
<b>ET</b>	clear on ash <input type="checkbox"/>	+\$75
<b>EV</b>	walnut on ash <input type="checkbox"/>	+\$75
<b>UL</b>	natural maple <input type="checkbox"/>	+\$75
<b>UX</b>	walnut on cherry <input type="checkbox"/>	+\$75

## For laminate front (L.20BF)

<b>76</b>	light brown walnut	+\$0
<b>8Q</b>	folkstone grey	+\$0
<b>91</b>	white	+\$0
<b>98</b>	studio white	+\$0
<b>CL</b>	cool grey neutral	+\$0
<b>HM</b>	natural maple	+\$0
<b>HP</b>	light anigre	+\$0
<b>HX</b>	aged cherry	+\$0
<b>HY</b>	walnut on cherry	+\$0
<b>LA</b>	light ash	+\$0
<b>LBA</b>	clear on ash	+\$0
<b>LBR</b>	phantom ecru	+\$0
<b>LBS</b>	phantom cocoa	+\$0
<b>LBV</b>	medium matte walnut	+\$0
<b>LBV</b>	warm grey teak	+\$0
<b>LBB</b>	oak on ash	+\$0
<b>LBC</b>	walnut on ash	+\$0
<b>LBD</b>	dark brown walnut	+\$0
<b>LBE</b>	medium red walnut	+\$0
<b>LBF</b>	neutral twill	+\$0
<b>LBG</b>	sarum twill	+\$0
<b>LBH</b>	earthen twill	+\$0
<b>LBJ</b>	graphite twill	+\$0
<b>LBK</b>	pewter mesh	+\$0
<b>LBL</b>	steel mesh	+\$0
<b>LBM</b>	crisp linen	+\$0
<b>LBN</b>	classic linen	+\$0
<b>LBP</b>	casual linen	+\$0
<b>LBQ</b>	white twill	+\$0
<b>LU</b>	soft white	+\$0
<b>WL</b>	sandstone	+\$0
<b>WN</b>	warm grey neutral	+\$0
<b>X1</b>	chalk white	+\$0

## Step 7. Lock

<b>KA</b>	keyed alike	-\$10
<b>KC</b>	keyed differently, chrome	+\$0
<b>KD</b>	keyed differently, black	+\$0

## Step 8. Pull Finish

### Metallic Paint

<b>CN</b>	metallic champagne	+\$0
<b>MS</b>	metallic silver	+\$0

# Bar Pull Suspended Pedestal

continued

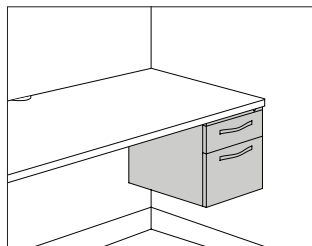
Tu® Metal Storage

Sand Texture Paint		
79	green apple	+\$15
BK	black	+\$0
MY3	yellow oxide	+\$15
RO	red	+\$15
TRQ	turquoise	+\$15
Smooth Paint		
8Q	folkstone grey	+\$0
91	white	+\$0
98	studio white	+\$0
G1	graphite	+\$0
WL	sandstone	+\$0
XX	no pull	+\$0
Step 9. Drawer Interior		
NN	none	+\$0
4M	drawer divider in box drawer, 2 file converters in file drawer	+\$20
5M	pencil tray in box drawer, 2 file converters in file drawer	+\$20
C51	storage organizer including hanging file holder bin, utility tray and two containers <span>A</span>	+\$120



## Arc Pull Suspended Pedestal

LQ13A.  
LQ13D.  
LQ13L.



### Product Information

#### Description

This pedestal mounts under a predrilled hanging or freestanding work surface. It has a smooth-steel case and applied metal arc pulls.

Mounting hardware included.

Actual pedestal depth is 19<sup>3</sup>/<sub>8</sub>".

The box drawer is available with full-extension or <sup>3</sup>/<sub>4</sub>-extension slides.

The file drawer has full-extension slides and holds letter-size front-to-back hanging files.

#### Notes

Pull design conforms to guidelines of Americans with Disabilities Act (ADA).

To add drawer divider, pencil tray, file converters and storage organizer to drawer interiors, specify option (4M), (5M) or (C51).

For full extension slides on box drawer, specify option (SB).

Pedestal will not mount under the following products:

- Action Office® table
- Ethospace® peninsula with access
- Ethospace work surface in off-module application

Grain direction is vertical for veneer-front pedestals.

Order optional accessories separately:

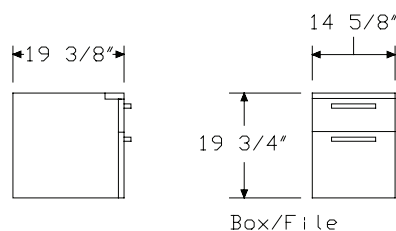
- Drawer divider (LG903.)
- File compressor (LG908)
- File converter (LG907)
- File drawer organizer (LG901)
- Pedestal stationery divider (LG905)
- Utility tray (LG906)
- Storage organizer (LG910)

Storage organizer includes a hanging file holder, utility tray (pencil tray) and 2 containers. The storage organizer frame color matches the drawer interior; file holder and containers are 91 white; utility tray is black.

For keyed-alike locks, order lock plugs separately. See Keyed-Alike

Information in Appendices.

### Dimensions



# Arc Pull Suspended Pedestal

continued

Tu® Metal Storage

Specification Information		
Step 1.		
<b>LQ13</b>		
Step 2. Front Material		
<b>D.20BF</b>	painted metal front	
<b>A.20BF</b>	veneer front <input type="checkbox"/>	
<b>L.20BF</b>	laminate front	
Prices for Steps 1-2.		
<b>LQ13D.20BF</b>		\$466
<b>LQ13A.20BF</b>		\$642
<b>LQ13L.20BF</b>		\$536
Step 3. Slides		
<b>SR</b>	¾-extension roller slides on box drawer, full-extension ball bearing on file drawer	+\$0
<b>SB</b>	full-extension ball-bearing	+\$25
Step 4. Paint/Steel Type		
<b>SS</b>	smooth paint on smooth steel	+\$0
<b>XS</b>	textured paint on smooth steel	+\$0
Step 5. Surface Finish		
<i>For smooth paint on smooth steel (SS)</i>		
<b>8Q</b>	folkstone grey	+\$0
<b>98</b>	studio white	+\$0
<b>BU</b>	black umber	+\$0
<b>CN</b>	metallic champagne	+\$0
<b>EH</b>	metallic bronze	+\$0
<b>HF</b>	inner tone light	+\$0
<b>LT</b>	light tone	+\$0
<b>LU</b>	soft white	+\$0
<b>MS</b>	metallic silver	+\$0
<b>MT</b>	medium tone	+\$0
<b>SG</b>	slate grey	+\$0
<b>WL</b>	sandstone	+\$0
Sand Texture Paint		
<i>For textured paint on smooth steel (XS)</i>		
<b>91</b>	white	+\$0
<b>98</b>	studio white	+\$0
<b>BK</b>	black	+\$0
<b>CL</b>	cool grey neutral	+\$0
<b>G1</b>	graphite	+\$0
<b>WN</b>	warm grey neutral	+\$0

Step 6. Front Finish		
Recut Veneer		
<i>For veneer front (A.20BF)</i>		
<b>RA</b>	light ash <input type="checkbox"/>	+\$0
<b>RK</b>	mahogany dark <input type="checkbox"/>	+\$0
<b>RM</b>	mahogany <input type="checkbox"/>	+\$0
Wood Veneer		
<i>For veneer front (A.20BF)</i>		
<b>2U</b>	light brown walnut <input type="checkbox"/>	+\$75
<b>40</b>	dark brown walnut <input type="checkbox"/>	+\$75
<b>ED</b>	aged cherry <input type="checkbox"/>	+\$75
<b>EK</b>	medium red walnut <input type="checkbox"/>	+\$75
<b>EW</b>	medium matte walnut <input type="checkbox"/>	+\$75
<b>ET</b>	clear on ash <input type="checkbox"/>	+\$75
<b>EU</b>	oak on ash <input type="checkbox"/>	+\$75
<b>EV</b>	walnut on ash <input type="checkbox"/>	+\$75
<b>UL</b>	natural maple <input type="checkbox"/>	+\$75
<b>UX</b>	walnut on cherry <input type="checkbox"/>	+\$75

# Arc Pull Suspended Pedestal

continued

## For laminate front (L.20BF)

<b>76</b>	light brown walnut	+\$0
<b>8Q</b>	folkstone grey	+\$0
<b>91</b>	white	+\$0
<b>98</b>	studio white	+\$0
<b>CL</b>	cool grey neutral	+\$0
<b>HM</b>	natural maple	+\$0
<b>HP</b>	light anigre	+\$0
<b>HX</b>	aged cherry	+\$0
<b>HY</b>	walnut on cherry	+\$0
<b>LA</b>	light ash	+\$0
<b>LBA</b>	clear on ash	+\$0
<b>LBR</b>	phantom ecru	+\$0
<b>LBS</b>	phantom cocoa	+\$0
<b>LBU</b>	medium matte walnut	+\$0
<b>LBV</b>	warm grey teak	+\$0
<b>LBB</b>	oak on ash	+\$0
<b>LBC</b>	walnut on ash	+\$0
<b>LBD</b>	dark brown walnut	+\$0
<b>LBE</b>	medium red walnut	+\$0
<b>LBF</b>	neutral twill	+\$0
<b>LBG</b>	sarum twill	+\$0
<b>LBH</b>	earthen twill	+\$0
<b>LBJ</b>	graphite twill	+\$0
<b>LBK</b>	pewter mesh	+\$0
<b>LBL</b>	steel mesh	+\$0
<b>LBM</b>	crisp linen	+\$0
<b>LBN</b>	classic linen	+\$0
<b>LBP</b>	casual linen	+\$0
<b>LBQ</b>	white twill	+\$0
<b>LU</b>	soft white	+\$0
<b>WL</b>	sandstone	+\$0
<b>WN</b>	warm grey neutral	+\$0
<b>X1</b>	chalk white	+\$0

## Step 7. Lock

<b>KA</b>	keyed alike	-\$10
<b>KC</b>	keyed differently, chrome	+\$0
<b>KD</b>	keyed differently, black	+\$0

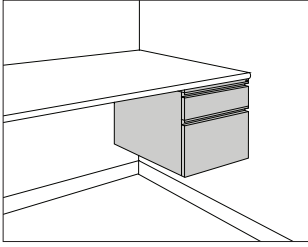
## Step 8. Pull Finish

<b>NH</b>	brushed nickel	+\$0
<b>NK</b>	black nickel	+\$0

## Step 9. Drawer Interior

<b>NN</b>	none	+\$0
<b>4M</b>	drawer divider in box drawer, 2 file converters in file drawer	+\$20
<b>5M</b>	pencil tray in box drawer, 2 file converters in file drawer	+\$20
<b>C51</b>	storage organizer including hanging file holder bin, utility tray and two containers <span style="border: 1px solid black; padding: 0 2px;">A</span>	+\$120

Tu® Metal Storage

**Product Information****Description**

This pedestal mounts under a predrilled hanging or freestanding work surface. It has a smooth-steel case and full-width pulls. Mounting hardware included.

Actual pedestal depth is 19<sup>3</sup>/<sub>8</sub>".

Drawers are available with full-extension or <sup>3</sup>/<sub>4</sub>-extension slides. A drawer divider, utility tray or storage organizer is optional for box drawers. The file drawer holds letter-size front-to-back hanging files. File converters are optional for letter-, legal-, and A4-size side-to-side hanging files.

**Notes**

Pedestal will not mount under the following products:

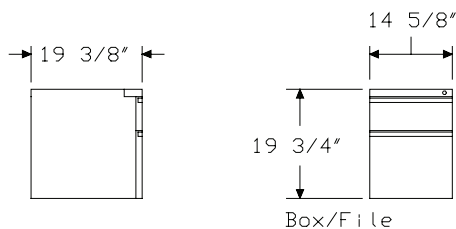
- Action Office® table
- Ethospace® peninsula with access cover
- Ethospace work surface in off-module application

Order optional accessories separately:

- Drawer divider (LG903.)
- File compressor (LG908)
- File converter (LG907)
- File drawer organizer (LG901)
- Pedestal stationery divider (LG905)
- Utility tray (LG906)
- Storage organizer (LG910)

Storage organizer includes a hanging file holder, utility tray (pencil tray) and 2 containers. The storage organizer frame color matches the drawer interior; file holder and containers are 91 white; utility tray is black.

For keyed-alike locks, order lock plugs separately. See Keyed-Alike Information in Appendices.

**Dimensions****Specification Information****Step 1.**

**LW130.20BF** \$379

**Step 2. Slides**

<b>SR</b>	<sup>3</sup> / <sub>4</sub> -extension roller slides on box drawer, full-extension ball bearing on file drawer	+\$0
<b>SB</b>	full-extension ball-bearing	+\$25

**Step 3. Paint/Steel Type**

<b>SS</b>	smooth paint on smooth steel	+\$0
<b>XS</b>	textured paint on smooth steel	+\$0

**Step 4. Surface Finish***For smooth paint on smooth steel (SS)*

<b>8Q</b>	folkstone grey	+\$0
<b>98</b>	studio white	+\$0
<b>BU</b>	black umber	+\$0
<b>CN</b>	metallic champagne	+\$0
<b>EH</b>	metallic bronze	+\$0
<b>HF</b>	inner tone light	+\$0
<b>LT</b>	light tone	+\$0
<b>LU</b>	soft white	+\$0
<b>MS</b>	metallic silver	+\$0
<b>MT</b>	medium tone	+\$0
<b>SG</b>	slate grey	+\$0
<b>WL</b>	sandstone	+\$0

**Sand Texture Paint***For textured paint on smooth steel (XS)*

<b>91</b>	white	+\$0
<b>98</b>	studio white	+\$0
<b>BK</b>	black	+\$0
<b>CL</b>	cool grey neutral	+\$0
<b>G1</b>	graphite	+\$0
<b>WN</b>	warm grey neutral	+\$0

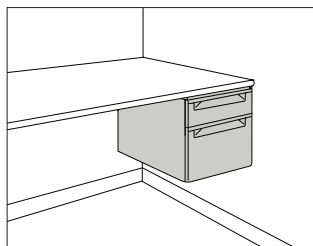
## W-Pull Suspended Pedestal

*continued*

Step 5. Lock		
<b>KA</b>	keyed alike	-\$10
<b>KC</b>	keyed differently, chrome	+\$0
<b>KD</b>	keyed differently, black	+\$0
Step 6. Drawer Interior		
<b>NN</b>	none	+\$0
<b>4M</b>	drawer divider in box drawer, 2 file converters in file drawer	+\$20
<b>5M</b>	pencil tray in box drawer, 2 file converters in file drawer	+\$20
<b>C51</b>	storage organizer including hanging file holder bin, utility tray and two containers <span style="border: 1px solid black; padding: 0 2px;">A</span>	+\$120

# V-Pull Suspended Pedestal

LV130.



Tu® Metal Storage

## Product Information

### Description

This pedestal mounts under a predrilled hanging or freestanding work surface. It has a smooth-steel case and full-width recessed pulls.

### Mounting hardware included.

Actual pedestal depth is 19 3/8".

Drawers are available with full-extension or 3/4-extension slides. A drawer divider, utility tray or storage organizer is optional for box drawers. The file drawer holds letter-size front-to-back hanging files. File converters are optional for letter-, legal-, and A4-size side-to-side hanging files.

### Notes

Pedestal will not mount under the following products:

- Action Office® table
- Ethospace® peninsula with access cover
- Ethospace work surface in off-module application

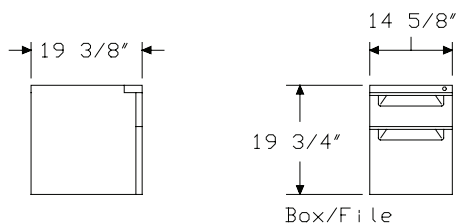
Order optional accessories separately:

- Drawer divider (LG903.)
- File compressor (LG908)
- File converter (LG907)
- File drawer organizer (LG901)
- Pedestal stationery divider (LG905)
- Utility tray (LG906)
- Storage organizer (LG910)

Storage organizer includes a hanging file holder, utility tray (pencil tray) and 2 containers. The storage organizer frame color matches the drawer interior; file holder and containers are 91 white; utility tray is black.

For keyed-alike locks, order lock plugs separately. See Keyed-Alike Information in Appendices.

## Dimensions



## Specification Information

### Step 1.

**LV130.20BF** \$408

### Step 2. Slides

<b>SR</b>	3/4-extension roller slides on box drawer, full-extension ball bearing on file drawer	+\$0
<b>SB</b>	full-extension ball-bearing	+\$25

### Step 3. Paint/Steel Type

<b>SS</b>	smooth paint on smooth steel	+\$0
<b>XS</b>	textured paint on smooth steel	+\$0

### Step 4. Surface Finish

#### For smooth paint on smooth steel (SS)

<b>8Q</b>	folkstone grey	+\$0
<b>98</b>	studio white	+\$0
<b>BU</b>	black umber	+\$0
<b>CN</b>	metallic champagne	+\$0
<b>EH</b>	metallic bronze	+\$0
<b>HF</b>	inner tone light	+\$0
<b>LT</b>	light tone	+\$0
<b>LU</b>	soft white	+\$0
<b>MS</b>	metallic silver	+\$0
<b>MT</b>	medium tone	+\$0
<b>SG</b>	slate grey	+\$0
<b>WL</b>	sandstone	+\$0

#### Sand Texture Paint

#### For textured paint on smooth steel (XS)

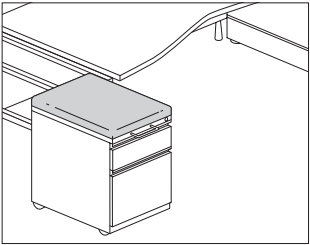
<b>91</b>	white	+\$0
<b>98</b>	studio white	+\$0
<b>BK</b>	black	+\$0
<b>CL</b>	cool grey neutral	+\$0
<b>G1</b>	graphite	+\$0
<b>WN</b>	warm grey neutral	+\$0

## V-Pull Suspended Pedestal *continued*

Step 5. Lock		
<b>KA</b>	keyed alike	-\$10
<b>KC</b>	keyed differently, chrome	+\$0
<b>KD</b>	keyed differently, black	+\$0
Step 6. Drawer Interior		
<b>NN</b>	none	+\$0
<b>4M</b>	drawer divider in box drawer, 2 file converters in file drawer	+\$20
<b>5M</b>	pencil tray in box drawer, 2 file converters in file drawer	+\$20
<b>C51</b>	storage organizer including hanging file holder bin, utility tray and two containers <span style="border: 1px solid black; padding: 0 2px;">A</span>	+\$120

Pedestal Add-On Cushion Top

LG890.



Tu® Metal Storage

Product Information

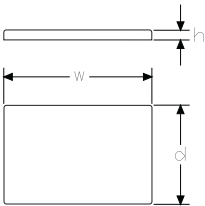
Description

This 1"- or 2"-high cushion top is retrofit to a mobile pedestal with a flat metal top and provides temporary guest seating. Hook-and-loop fastener strips are included to attach cushion top to flat metal top.

Notes

Cushion top accepts Customer's Own Material (COM). Yardage is estimated for nondirectional, 54"-wide fabrics. Order 1/2 yard of fabric per cushion. For odd number of cushions, round up to next whole yard. For information on multiple quantities or directional fabrics, contact COM Department. See Order Information in Appendices.

Dimensions



Specification Information

Step 1.

LG890.

Step 2. Height

- 11" high
- 22" high

Step 3. Depth

- 2020" deep
- 2424" deep

Prices for Steps 1-3.

	20	24
LG890. 1	\$128	159
2	\$151	190

Step 4. Cushion Top Fabric

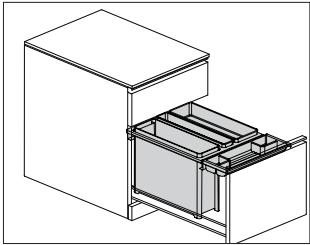
See application chart and textiles list for fabric usage and numbers. First 2 digits of number indicate fabric line; remaining digit(s) indicate fabric color.

Price Category 1	+\$0
Price Category 2	+\$43
Price Category 3	+\$61
Price Category 4	+\$81
Price Category 5	+\$103
Price Category 7	+\$147
Price Category 8	+\$266
Price Category 9	+\$938
Price Category (Geiger) 10	+\$1060
Price Category B	+\$29
Price Category C	+\$39
Price Category D	+\$51
Price Category E	+\$61
Price Category F	+\$79
Price Category G	+\$103
Price Category H	+\$125
Price Category I	+\$147
Price Category J	+\$169

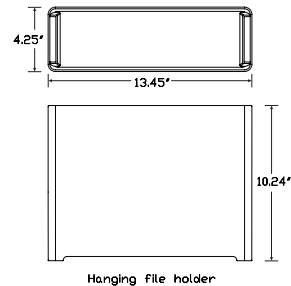


Storage Organizer

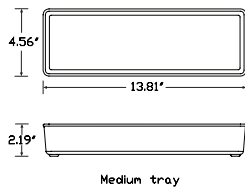
LG910.



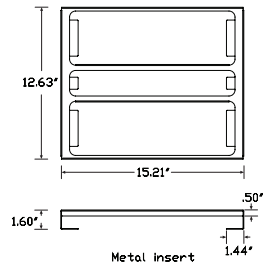
Product Information
Description
This storage organizer includes 1 hanging file holder, 1 utility tray (pencil tray), and 2 containers. The storage organizer frame color matches the drawer interior. File holder and containers are g1 white, and the utility tray is black.
Notes
Storage organizer can be used in the following products:
<ul style="list-style-type: none"><li>• Tu® pedestals</li><li>• Tu storage towers</li></ul>
For 20" deep file drawer, storage organizer will include hanging file holder and 2 containers in 1 drawer, and utility tray in separate drawer.
For 24" deep drawer, utility tray can be placed inside the same drawer as the storage organizer unit.
Dimensions



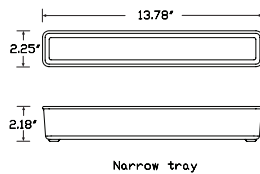
Hanging file holder



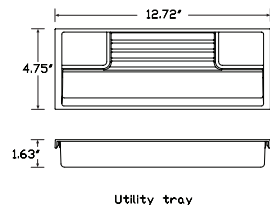
Medium tray



Metal insert

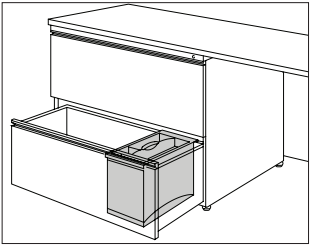


Narrow tray



Utility tray

Specification Information
Step 1.
LG910. <span>A</span> \$180
Step 2. Drawer Interior Configuration
C51 storage organizer including hanging file holder bin, utility tray and two containers <span>A</span> +\$0

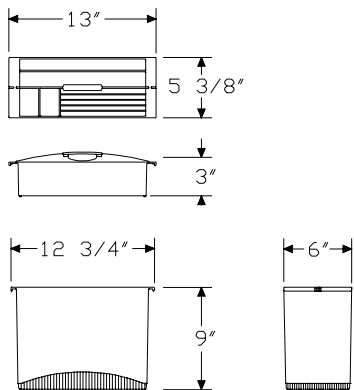


Tu® Metal Storage

Product Information

**Description**  
This 2-sectioned organizer fits into any file drawer arranged for letter-size filing. The removable top section stores computer disks and other small items. The bottom section stores larger items or can be divided into 3 compartments; it includes 2 vertical dividers. Finish is black umber.

Dimensions

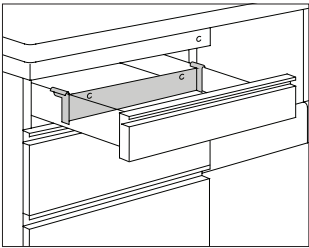


Specification Information

Step 1.  
**LG901** \$79

Drawer Divider, Tu® Pedestal

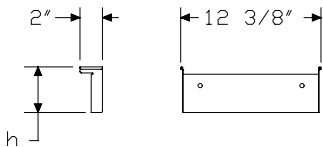
LG903.



Product Information
Description
This adjustable divider is used in a pencil or box drawer. Finish is black umber.
Notes
Divider can be used in the following products:
<ul style="list-style-type: none"><li>• 5000 Series furniture with B- and F-pull pedestals</li><li>• Tu® Q-, R-, T-, V-, and W-pull pedestals</li><li>• Tu storage towers</li></ul>
Dimensions

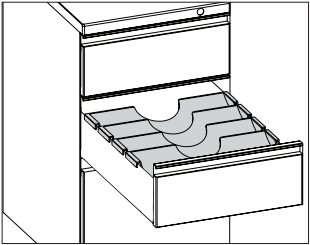
Specification Information
Step 1.
LG903.
Step 2. Usage
3 for pencil drawer
6 for box drawer
Prices for Steps 1-2.
LG903. 3
6

Tu® Metal Storage



Stationery Divider, Tu® Pedestal

LG905



Tu® Metal Storage

Product Information

Description

These 4 removable dividers are used in box drawers. Finish is black  
umber.

Notes

Dividers can be used in the following products:

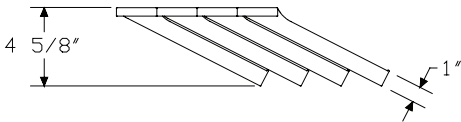
- 5000 Series furniture with B- and F-pull pedestals
- Tu® Q-, R-, T-, V-, and W-pull pedestals
- Tu storage towers

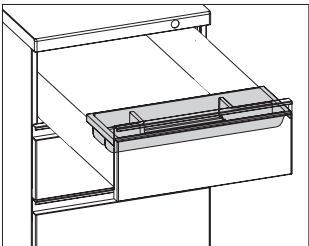
Dimensions

Specification Information

Step 1.

LG905\$55





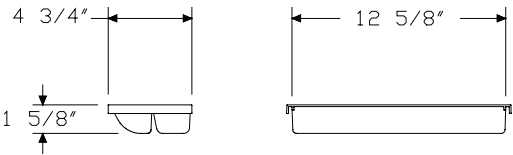
**Product Information**

**Description**  
This sectioned tray stores pencils and small items in a pencil or box drawer. Finish is black umber.

**Notes**  
Tray can be used in the following products:

- 5000 Series furniture with B- and F-pull pedestals
- Tu® Q-, R-, T-, V-, and W-pull pedestals
- Tu storage towers

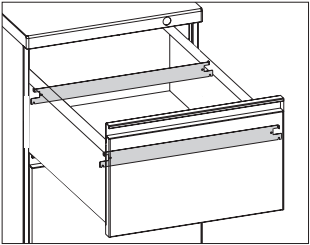
**Dimensions**



**Specification Information**

**Step 1.**  
**LG906** \$20

Tu® Metal Storage



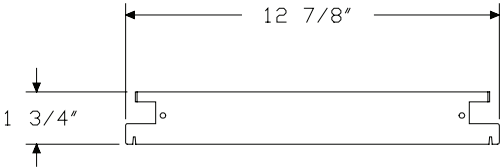
Tu® Metal Storage

Product Information

**Description**  
These black umber bars convert a file drawer to hold letter-, legal-, and A4-size side-to-side hanging files. 2 converters are used per drawer. Package contains 4.

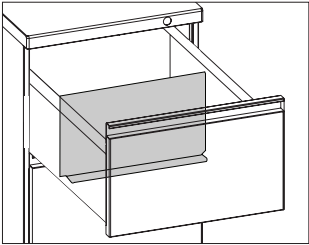
- Notes**
- Converters can be used in the following products:
- 5000 Series furniture with B- and F-pull pedestals
  - Tu® Q-, R-, T-, V-, and W-pull pedestals
  - Tu storage towers

Dimensions



Specification Information

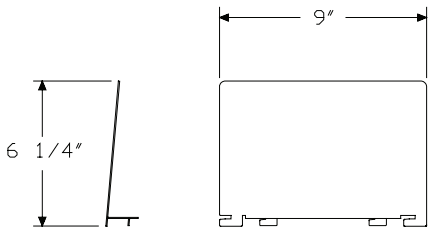
Step 1.  
**LG907** \$28



Product Information
Description
These compressors lock into slots in the bottom of a pedestal file drawer to divide non-hanging files. Finish is black umber. Package contains 4.
Notes
Compressors can be used in the following products:
<ul style="list-style-type: none"><li>• 5000 Series furniture with B- and F-pull pedestals</li><li>• Tu® Q-, R-, T-, V-, and W-pull pedestals</li><li>• Tu storage towers</li></ul>
Dimensions

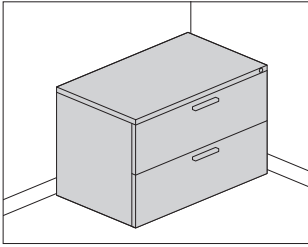
Specification Information
Step 1.
LG908
\$46

Tu® Metal Storage



## Bar-Pull Freestanding Lateral File

LK20A.  
LK20D.  
LK20L.



Tu® Metal Storage

### Product Information

#### Description

This lateral file has a painted, laminate, or veneer front, smooth-steel case, and applied metal bar pulls. It includes 1" leveling glides and a positive interlock system that permits only 1 drawer or pullout shelf to open at a time. Drawers can be specified with side-to-side or front-to-back filing rails to accommodate letter-, legal-, and A4-size hanging files. The pullout shelf includes 3 file dividers.

Actual file depth is 19<sup>3</sup>/<sub>8</sub>". Actual file width is 29<sup>5</sup>/<sub>8</sub>", 35<sup>5</sup>/<sub>8</sub>", or 41<sup>5</sup>/<sub>8</sub>".

Interior height of the flipper door with pullout shelf is 10<sup>1</sup>/<sub>4</sub>". Raised-height configuration adds 1/2" to overall height to fill the space between the top of the file and the underside of a surface.

#### Notes

Base and pull heights on 2 drawers, raised height option (1) align with bar pull Tu® storage towers.

2- or 3-high files that are not ganged or anchored require counterweights (option CB). When two 42"-wide, 4-high files are ganged side by side, each file requires a counterweight.

Counterweight specified with file is permanently installed. To order removable counterweight, specify file with no counterweight (option NO), and order counterweight (LG909.) separately.

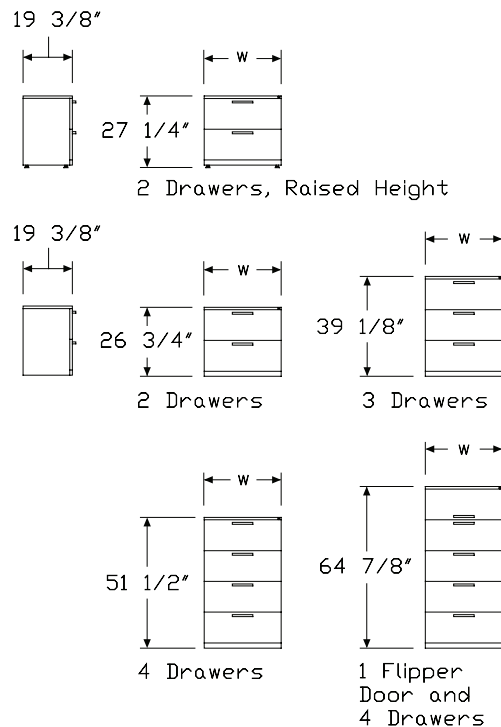
Veneer-front lateral files have a vertical grain direction.

Order optional accessories separately:

- File drawer organizer (LG901)
- Front-to-back filing rail (LG904.)
- Movable divider (9M100) - For flipper door with pullout shelf only
- Side-to-side filing rail (LG902.)

For keyed-alike locks, order lock plugs separately. See Keyed-Alike Information in Appendices.

### Dimensions





# Bar-Pull Freestanding Lateral File

continued

## Specification Information

Step 1.

LK20

Step 2. Front Material

D. painted metal front

A. veneer front ☐ A

L. laminate front

Step 3. Width

30 30" wide

36 36" wide

42 42" wide

Step 4. Configuration

For painted metal front (D.)

1 2 drawers, raised height

2 2 drawers

3 3 drawers

4 4 drawers

5 1 flipper door with pullout shelf and 4 drawers

For veneer front (A.)

1 2 drawers, raised height

2 2 drawers

3 3 drawers

4 4 drawers

For laminate front (L.)

1 2 drawers, raised height

2 2 drawers

3 3 drawers

4 4 drawers

Prices for Steps 1-4.

	1	2	3	4	5
LK20D. 30	\$1212	1212	1642	1964	2550
36	\$1268	1268	1692	2084	2645
42	\$1377	1377	1766	2191	2713
LK20A. 30	\$1581	1581	2148	2599	—
36	\$1640	1640	2198	2724	—
42	\$1754	1754	2276	2836	—

LK20L. 30	\$1366	1366	1850	2214	—
36	\$1429	1429	1907	2349	—
42	\$1553	1553	1991	2470	—

Step 5. Paint/Steel Type

SS smooth paint on smooth steel +\$0

XS textured paint on smooth steel +\$0

Step 6. Surface Finish

For smooth paint on smooth steel (SS)

8Q folkstone grey +\$0

98 studio white +\$0

BU black umber +\$0

CN metallic champagne +\$0

EH metallic bronze +\$0

HF inner tone light +\$0

LT light tone +\$0

LU soft white +\$0

MS metallic silver +\$0

MT medium tone +\$0

SG slate grey +\$0

WL sandstone +\$0

Sand Texture Paint

For textured paint on smooth steel (XS)

91 white +\$0

98 studio white +\$0

BK black +\$0

CL cool grey neutral +\$0

G1 graphite +\$0

WN warm grey neutral +\$0

Step 7. Front Finish

Recut Veneer

For 2 drawers, raised height (1) or 2 drawers (2)

RA light ash ☐ A +\$0

RK mahogany dark ☐ A +\$0










RM mahogany ☐ A +\$0

Tu® Metal Storage










# Bar-Pull Freestanding Lateral File

continued










Tu® Metal Storage

Wood Veneer		
<i>For 2 drawers, raised height (1) or 2 drawers (2)</i>		
<b>2U</b>	light brown walnut 	+\$74
<b>40</b>	dark brown walnut 	+\$74
<b>ED</b>	aged cherry 	+\$74
<b>EK</b>	medium red walnut 	+\$74
<b>EW</b>	medium matte walnut 	+\$74
<b>ET</b>	clear on ash 	+\$74
<b>EV</b>	walnut on ash 	+\$74
<b>UL</b>	natural maple 	+\$74
<b>UX</b>	walnut on cherry 	+\$74

Recut Veneer		
<i>For 3 drawers (3)</i>		
<b>RA</b>	light ash 	+\$0
<b>RK</b>	mahogany dark 	+\$0
<b>RM</b>	mahogany 	+\$0

Wood Veneer		
<i>For 3 drawers (3)</i>		
<b>2U</b>	light brown walnut 	+\$114
<b>40</b>	dark brown walnut 	+\$114
<b>ED</b>	aged cherry 	+\$114
<b>EK</b>	medium red walnut 	+\$114
<b>EW</b>	medium matte walnut 	+\$114
<b>ET</b>	clear on ash 	+\$114
<b>EV</b>	walnut on ash 	+\$114
<b>UL</b>	natural maple 	+\$114
<b>UX</b>	walnut on cherry 	+\$114

Recut Veneer		
<i>For 4 drawers (4)</i>		
<b>RA</b>	light ash 	+\$0
<b>RK</b>	mahogany dark 	+\$0
<b>RM</b>	mahogany 	+\$0

Wood Veneer		
<i>For 4 drawers (4)</i>		
<b>2U</b>	light brown walnut 	+\$154
<b>40</b>	dark brown walnut 	+\$154
<b>ED</b>	aged cherry 	+\$154
<b>EK</b>	medium red walnut 	+\$154
<b>EW</b>	medium matte walnut 	+\$154
<b>ET</b>	clear on ash 	+\$154
<b>EV</b>	walnut on ash 	+\$154
<b>UL</b>	natural maple 	+\$154
<b>UX</b>	walnut on cherry 	+\$154

*For laminate front (L.) with 2 drawers, raised height (1), 2 drawers (2), or 3 drawers (3), or 4 drawers (4)*

<b>76</b>	light brown walnut	+\$0
<b>8Q</b>	folkstone grey	+\$0
<b>91</b>	white	+\$0
<b>98</b>	studio white	+\$0
<b>CL</b>	cool grey neutral	+\$0
<b>HM</b>	natural maple	+\$0
<b>HP</b>	light anigre	+\$0
<b>HX</b>	aged cherry	+\$0
<b>HY</b>	walnut on cherry	+\$0
<b>LA</b>	light ash	+\$0
<b>LBA</b>	clear on ash	+\$0
<b>LBR</b>	phantom ecru	+\$0
<b>LBS</b>	phantom cocoa	+\$0
<b>LBU</b>	medium matte walnut	+\$0
<b>LBV</b>	warm grey teak	+\$0
<b>LBB</b>	oak on ash	+\$0
<b>LBC</b>	walnut on ash	+\$0
<b>LBD</b>	dark brown walnut	+\$0
<b>LBE</b>	medium red walnut	+\$0
<b>LBF</b>	neutral twill	+\$0
<b>LBG</b>	sarum twill	+\$0
<b>LBH</b>	earthen twill	+\$0
<b>LBJ</b>	graphite twill	+\$0
<b>LBK</b>	pewter mesh	+\$0
<b>LBL</b>	steel mesh	+\$0
<b>LBM</b>	crisp linen	+\$0
<b>LBN</b>	classic linen	+\$0
<b>LBP</b>	casual linen	+\$0
<b>LBQ</b>	white twill	+\$0
<b>LU</b>	soft white	+\$0
<b>WL</b>	sandstone	+\$0
<b>WN</b>	warm grey neutral	+\$0
<b>X1</b>	chalk white	+\$0

Step 8. Lock		
<b>KA</b>	keyed alike	-\$10
<b>KC</b>	keyed differently, chrome	+\$0
<b>KD</b>	keyed differently, black	+\$0

Step 9. Pull Finish		
Metallic Paint		
<b>CN</b>	metallic champagne	+\$0
<b>MS</b>	metallic silver	+\$0

## Bar-Pull Freestanding Lateral File

*continued*

Sand Texture Paint		
<b>79</b>	green apple	+\$15
<b>BK</b>	black	+\$0
<b>MY3</b>	yellow oxide	+\$15
<b>RO</b>	red	+\$15
<b>TRQ</b>	turquoise	+\$15

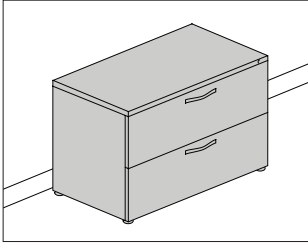
Smooth Paint		
<b>8Q</b>	folkstone grey	+\$0
<b>91</b>	white	+\$0
<b>98</b>	studio white	+\$0
<b>G1</b>	graphite	+\$0
<b>WL</b>	sandstone	+\$0

Step 10. Counterweight				
		<b>30</b>	<b>36</b>	<b>42</b>
<b>NO</b>	no counterweight (must gang or anchor)	+\$0	0	0
<b>CB</b>	counterweight (recommended)	+\$50	95	95

Step 11. Drawer Interior		
<i>For 2 drawers, raised height (1), 2 drawers (2), 3 drawers (3), or 4 drawers (4)</i>		
<b>1R</b>	front-to-back filing rail	+\$0
<b>2R</b>	side-to-side filing rail	+\$0
<i>For 1 flipper door with pullout shelf and 4 drawers (5)</i>		
<b>3R</b>	front-to-back filing rail and dividers in flipper	+\$0
<b>4R</b>	side-to-side filing rail and dividers in flipper	+\$0

## Arc Pull Freestanding Lateral File

LQ20A.  
LQ20D.  
LQ20L.



Tu® Metal Storage

### Product Information

#### Description

This lateral file has a painted, laminate, or veneer front, smooth-steel case, and applied metal arc pulls. It includes 1" leveling glides and a positive interlock system that permits only 1 drawer or pullout shelf to open at a time. Drawers can be specified with side-to-side or front-to-back filing rails to accommodate letter-, legal-, and A4-size hanging files. The pullout shelf includes 3 file dividers.

Actual file depth is 19<sup>3</sup>/<sub>8</sub>". Actual file width is 29<sup>5</sup>/<sub>8</sub>", 35<sup>5</sup>/<sub>8</sub>", or 41<sup>5</sup>/<sub>8</sub>".

Interior height of the flipper door with pullout shelf is 10<sup>1</sup>/<sub>4</sub>". Raised-height configuration adds 1/2" to overall height to fill the space between the top of the file and the underside of a surface.

#### Notes

Pull design conforms to guidelines of Americans with Disabilities Act (ADA).

Base and pull heights on 2 drawers, raised height option (1) align with arc pull Tu® storage towers.

2- or 3-high files that are not ganged or anchored require counterweights (option CB). When two 42"-wide, 4-high files are ganged side by side, each file requires a counterweight.

Counterweight specified with file is permanently installed. To order removable counterweight, specify file with no counterweight (option NO), and order counterweight (LG909.) separately.

Accepts Tu® add-on cushion top (LG891.).

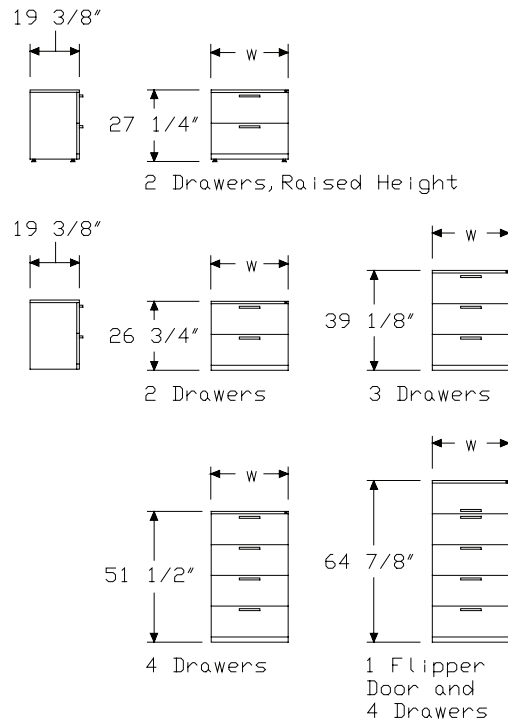
Veneer-front lateral files have a vertical grain direction.

Order optional accessories separately:

- File drawer organizer (LG901)
- Front-to-back filing rail (LG904.)
- Movable divider (9M100) - For flipper door with pullout shelf only
- Side-to-side filing rail (LG902.)

For keyed-alike locks, order lock plugs separately. See Keyed-Alike Information in Appendices.

### Dimensions



# Arc Pull Freestanding Lateral File

continued

## Specification Information

Step 1.

**LQ20**

Step 2. Front Material

**D.** painted metal front

**A.** veneer front ☐ **A**

**L.** laminate front

Step 3. Width

**30** 30" wide

**36** 36" wide

**42** 42" wide

Step 4. Configuration

*For painted metal front (D.)*

**1** 2 drawers, raised height

**2** 2 drawers

**3** 3 drawers

**4** 4 drawers

**5** 1 flipper door with pullout shelf and 4 drawers

*For veneer front (A.)*

**1** 2 drawers, raised height

**2** 2 drawers

**3** 3 drawers

**4** 4 drawers

*For laminate front (L.)*

**1** 2 drawers, raised height

**2** 2 drawers

**3** 3 drawers

**4** 4 drawers

Prices for Steps 1-4.

	<b>1</b>	<b>2</b>	<b>3</b>	<b>4</b>	<b>5</b>
<b>LQ20D. 30</b>	\$1212	1212	1642	1964	2550
<b>36</b>	\$1268	1268	1692	2084	2645
<b>42</b>	\$1377	1377	1766	2191	2713
<b>LQ20A. 30</b>	\$1581	1581	2148	2599	—
<b>36</b>	\$1640	1640	2198	2724	—
<b>42</b>	\$1754	1754	2276	2836	—

<b>LQ20L. 30</b>	\$1366	1366	1850	2214	—
<b>36</b>	\$1429	1429	1907	2349	—
<b>42</b>	\$1553	1553	1991	2470	—

Step 5. Paint/Steel Type

**SS** smooth paint on smooth steel +\$0

**XS** textured paint on smooth steel +\$0

Step 6. Surface Finish

*For smooth paint on smooth steel (SS)*

**8Q** folkstone grey +\$0

**98** studio white +\$0

**BU** black umber +\$0

**CN** metallic champagne +\$0

**EH** metallic bronze +\$0

**HF** inner tone light +\$0

**LT** light tone +\$0

**LU** soft white +\$0

**MS** metallic silver +\$0

**MT** medium tone +\$0

**SG** slate grey +\$0

**WL** sandstone +\$0

Sand Texture Paint

*For textured paint on smooth steel (XS)*

**91** white +\$0

**98** studio white +\$0

**BK** black +\$0

**CL** cool grey neutral +\$0

**G1** graphite +\$0

**WN** warm grey neutral +\$0

Step 7. Front Finish

Recut Veneer

*For veneer front (A.) with 2 drawers, raised height (1), or 2 drawers (2)*

**RA** light ash ☐ **A** +\$0

**RK** mahogany dark ☐ **A** +\$0

**RM** mahogany ☐ **A** +\$0

# Arc Pull Freestanding Lateral File

continued

Tu® Metal Storage

## Wood Veneer

For veneer front (A.) with 2 drawers, raised height (1), or 2 drawers (2)

<b>2U</b>	light brown walnut <input type="checkbox"/>	+\$74
<b>40</b>	dark brown walnut <input type="checkbox"/>	+\$74
<b>ED</b>	aged cherry <input type="checkbox"/>	+\$74
<b>EK</b>	medium red walnut <input type="checkbox"/>	+\$74
<b>EW</b>	medium matte walnut <input type="checkbox"/>	+\$74
<b>ET</b>	clear on ash <input type="checkbox"/>	+\$74
<b>EU</b>	oak on ash <input type="checkbox"/>	+\$74
<b>EV</b>	walnut on ash <input type="checkbox"/>	+\$74
<b>UL</b>	natural maple <input type="checkbox"/>	+\$74
<b>UX</b>	walnut on cherry <input type="checkbox"/>	+\$74

## Recut Veneer

For veneer front (A.) with 3 drawers (3)

<b>RA</b>	light ash <input type="checkbox"/>	+\$0
<b>RK</b>	mahogany dark <input type="checkbox"/>	+\$0
<b>RM</b>	mahogany <input type="checkbox"/>	+\$0

## Wood Veneer

For veneer front (A.) with 3 drawers (3)

<b>2U</b>	light brown walnut <input type="checkbox"/>	+\$114
<b>40</b>	dark brown walnut <input type="checkbox"/>	+\$114
<b>ED</b>	aged cherry <input type="checkbox"/>	+\$114
<b>EK</b>	medium red walnut <input type="checkbox"/>	+\$114
<b>EW</b>	medium matte walnut <input type="checkbox"/>	+\$114
<b>ET</b>	clear on ash <input type="checkbox"/>	+\$114
<b>EU</b>	oak on ash <input type="checkbox"/>	+\$114
<b>EV</b>	walnut on ash <input type="checkbox"/>	+\$114
<b>UL</b>	natural maple <input type="checkbox"/>	+\$114
<b>UX</b>	walnut on cherry <input type="checkbox"/>	+\$114

## Recut Veneer

For veneer front (A.) with 4 drawers (4)

<b>RA</b>	light ash <input type="checkbox"/>	+\$0
<b>RK</b>	mahogany dark <input type="checkbox"/>	+\$0
<b>RM</b>	mahogany <input type="checkbox"/>	+\$0

## Wood Veneer

For veneer front (A.) with 4 drawers (4)

<b>2U</b>	light brown walnut <input type="checkbox"/>	+\$154
<b>40</b>	dark brown walnut <input type="checkbox"/>	+\$154
<b>ED</b>	aged cherry <input type="checkbox"/>	+\$154
<b>EK</b>	medium red walnut <input type="checkbox"/>	+\$154
<b>EW</b>	medium matte walnut <input type="checkbox"/>	+\$154
<b>ET</b>	clear on ash <input type="checkbox"/>	+\$154
<b>EU</b>	oak on ash <input type="checkbox"/>	+\$154
<b>EV</b>	walnut on ash <input type="checkbox"/>	+\$154
<b>UL</b>	natural maple <input type="checkbox"/>	+\$154
<b>UX</b>	walnut on cherry <input type="checkbox"/>	+\$154

# Arc Pull Freestanding Lateral File

continued

For laminate front (L.) with 2 drawers, raised height (1), 2 drawers (2), or 3 drawers (3), or 4 drawers (4)

<b>76</b>	light brown walnut	+\$0
<b>8Q</b>	folkstone grey	+\$0
<b>91</b>	white	+\$0
<b>98</b>	studio white	+\$0
<b>CL</b>	cool grey neutral	+\$0
<b>HM</b>	natural maple	+\$0
<b>HP</b>	light anigre	+\$0
<b>HX</b>	aged cherry	+\$0
<b>HY</b>	walnut on cherry	+\$0
<b>LA</b>	light ash	+\$0
<b>LBA</b>	clear on ash	+\$0
<b>LBR</b>	phantom ecru	+\$0
<b>LBS</b>	phantom cocoa	+\$0
<b>LBU</b>	medium matte walnut	+\$0
<b>LBV</b>	warm grey teak	+\$0
<b>LBB</b>	oak on ash	+\$0
<b>LBC</b>	walnut on ash	+\$0
<b>LBD</b>	dark brown walnut	+\$0
<b>LBE</b>	medium red walnut	+\$0
<b>LBF</b>	neutral twill	+\$0
<b>LBG</b>	sarum twill	+\$0
<b>LBH</b>	earthen twill	+\$0
<b>LBJ</b>	graphite twill	+\$0
<b>LBK</b>	pewter mesh	+\$0
<b>LBL</b>	steel mesh	+\$0
<b>LBM</b>	crisp linen	+\$0
<b>LBN</b>	classic linen	+\$0
<b>LBP</b>	casual linen	+\$0
<b>LBQ</b>	white twill	+\$0
<b>LU</b>	soft white	+\$0
<b>WL</b>	sandstone	+\$0
<b>WN</b>	warm grey neutral	+\$0
<b>X1</b>	chalk white	+\$0

## Step 8. Lock

<b>KA</b>	keyed alike	-\$10
<b>KC</b>	keyed differently, chrome	+\$0
<b>KD</b>	keyed differently, black	+\$0

## Step 9. Pull Finish

<b>NH</b>	brushed nickel	+\$0
<b>NK</b>	black nickel	+\$0

## Step 10. Counterweight

		<b>30</b>	<b>36</b>	<b>42</b>
<b>NO</b>	no counterweight (must gang or anchor)	+\$0	0	0
<b>CB</b>	counterweight (recommended)	+\$50	95	95

## Step 11. Drawer Interior

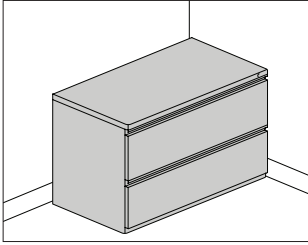
For 2 drawers, raised height (1), 2 drawers (2), 3 drawers (3), or 4 drawers (4)

<b>1R</b>	front-to-back filing rail	+\$0
<b>2R</b>	side-to-side filing rail	+\$0

For 1 flipper door with pullout shelf and 4 drawers (5)

<b>3R</b>	front-to-back filing rail and dividers in flipper	+\$0
<b>4R</b>	side-to-side filing rail and dividers in flipper	+\$0

# W-Pull Freestanding Lateral File LW200.



Tu® Metal Storage

## Product Information

### Description

This lateral file has a smooth-steel case and full-width, integrated pulls. It includes 1" leveling glides and a positive interlock system that permits only 1 drawer or pullout shelf to open at a time. Drawers can be specified with side-to-side or front-to-back filing rails to accommodate letter-, legal-, and A4-size hanging files. The pullout shelf includes 3 dividers.

Actual file depth is  $19\frac{3}{8}"$ . Actual file width is  $29\frac{5}{8}"$ ,  $35\frac{5}{8}"$ , or  $41\frac{5}{8}"$ . Interior height of the flipper door with pullout shelf is  $10\frac{1}{4}"$ . Raised-height configuration adds  $\frac{1}{2}"$  to the overall height to fill the space between the top of the file and the underside of a surface.

### Notes

Base on 2 drawers, raised height option (1) aligns with base on Tu® storage towers.

2- or 3-high files that are not ganged or anchored require counterweights (option CB). When two 42"-wide, 4-high files are ganged side by side, each file requires a counterweight.

Counterweight specified with file is permanently installed. To order removable counterweight, specify file with no counterweight (option NO), and order counterweight (LG909.) separately.

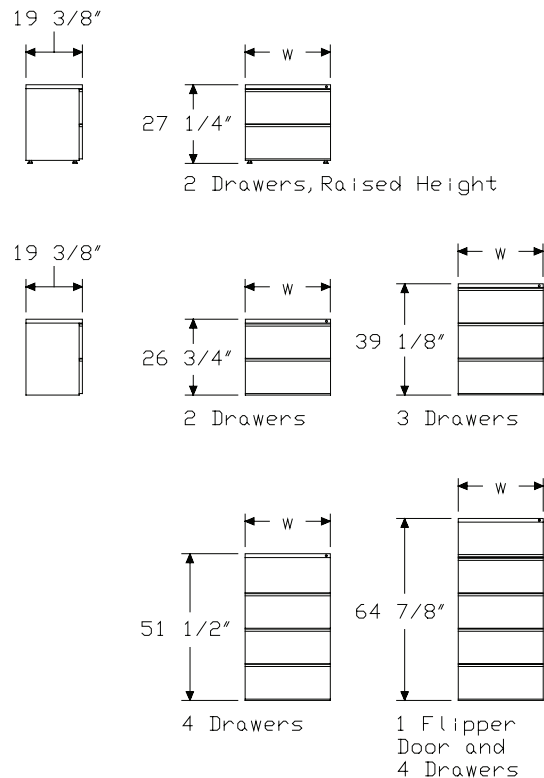
Accepts Tu® add-on cushion top (LG891.).

Order optional accessories separately:

- File drawer organizer (LG901)
- Front-to-back filing rail (LG904.)
- Movable divider (9M100) - For flipper door with pullout shelf only
- Side-to-side filing rail (LG902.)

For keyed-alike locks, order lock plugs separately. See Keyed-Alike Information in Appendices.

## Dimensions





# W-Pull Freestanding Lateral File

continued

## Specification Information

### Step 1.

**LW200.**

### Step 2. Width

<b>30</b>	30" wide
<b>36</b>	36" wide
<b>42</b>	42" wide

### Step 3. Configuration

<b>1</b>	2 drawers, raised height
<b>2</b>	2 drawers
<b>3</b>	3 drawers
<b>4</b>	4 drawers
<b>5</b>	1 flipper door with pullout shelf and 4 drawers

### Prices for Steps 1-3.

	<b>1</b>	<b>2</b>	<b>3</b>	<b>4</b>	<b>5</b>
<b>LW200. 30</b>	\$884	884	1158	1428	2010
<b>36</b>	\$977	977	1278	1571	2164
<b>42</b>	\$1073	1073	1395	1713	2374

### Step 4. Paint/Steel Type

<b>SS</b>	smooth paint on smooth steel	+\$0
<b>XS</b>	textured paint on smooth steel	+\$0

### Step 5. Surface Finish

#### For smooth paint on smooth steel (SS)

<b>8Q</b>	folkstone grey	+\$0
<b>98</b>	studio white	+\$0
<b>BU</b>	black umber	+\$0
<b>CN</b>	metallic champagne	+\$0
<b>EH</b>	metallic bronze	+\$0
<b>HF</b>	inner tone light	+\$0
<b>LT</b>	light tone	+\$0
<b>LU</b>	soft white	+\$0
<b>MS</b>	metallic silver	+\$0
<b>MT</b>	medium tone	+\$0
<b>SG</b>	slate grey	+\$0
<b>WL</b>	sandstone	+\$0

### Sand Texture Paint

#### For textured paint on smooth steel (XS)

<b>91</b>	white	+\$0
<b>98</b>	studio white	+\$0
<b>BK</b>	black	+\$0
<b>CL</b>	cool grey neutral	+\$0
<b>G1</b>	graphite	+\$0
<b>WN</b>	warm grey neutral	+\$0

### Step 6. Lock

<b>KA</b>	keyed alike	-\$10
<b>KC</b>	keyed differently, chrome	+\$0
<b>KD</b>	keyed differently, black	+\$0

### Step 7. Counterweight

		<b>30</b>	<b>36</b>	<b>42</b>
<b>NO</b>	no counterweight (must gang or anchor)	+\$0	0	0
<b>CB</b>	counterweight (recommended)	+\$50	95	95

### Step 8. Drawer Interior

#### For 2 drawers, raised height (1) or 2 drawers (2)

<b>2R</b>	side-to-side filing rail	+\$0
<b>1R</b>	front-to-back filing rail	+\$35

#### For 3 drawers (3)

<b>2R</b>	side-to-side filing rail	+\$0
<b>1R</b>	front-to-back filing rail	+\$50

#### For 4 drawers (4)

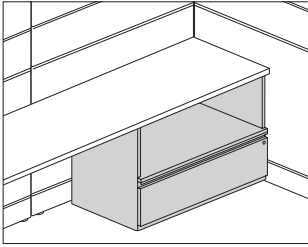
<b>2R</b>	side-to-side filing rail	+\$0
<b>1R</b>	front-to-back filing rail	+\$65

#### For 1 flipper door with pullout shelf and 4 drawers (5)

<b>4R</b>	side-to-side filing rail and dividers in flipper	+\$0
<b>3R</b>	front-to-back filing rail and dividers in flipper	+\$80

## W-Pull Lateral File, with Open Shelf

LW260.



Tu® Metal Storage

### Product Information

#### Description

This lateral file attaches below a surface and has a file drawer in the lower section with an open shelf above and no finished top. It has a smooth-steel case and recessed base with 1" leveling glides. The drawer has a full-width, integrated pull, and can be specified with side-to-side or front-to-back filing rails to accommodate letter-, legal-, and A4-size hanging files. The open shelf accommodates 12" binders.

Actual file depth is 19<sup>3</sup>/<sub>8</sub>". Actual file width is 29<sup>5</sup>/<sub>8</sub>", 35<sup>5</sup>/<sub>8</sub>", or 41<sup>5</sup>/<sub>8</sub>".

Interior shelf width is 27<sup>3</sup>/<sub>4</sub>", 33<sup>3</sup>/<sub>4</sub>", or 39<sup>3</sup>/<sub>4</sub>".

#### Notes

Lateral file attaches to a 24"-deep surface only.

When lateral file is attached to a surface, a counterweight is not required.

When lateral file is attached to a surface, the surface height is 28<sup>1</sup>/<sub>2</sub>".

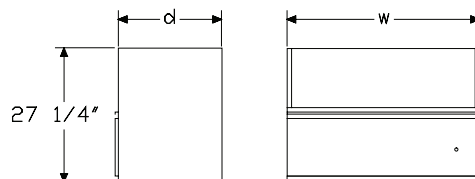
Counterweight specified with file is permanently installed. To order removable counterweight, specify file with no counterweight (option NO), and order counterweight (LG909.) separately.

Order optional accessories separately:

- File drawer organizer (LG901)
- Front-to-back filing rail (LG904.)
- Side-to-side filing rail (LG902.)
- Storage case shelf (LG940.)

For keyed-alike locks, order lock plugs separately. See Keyed-Alike Information in Appendices.

### Dimensions



### Specification Information

#### Step 1.

**LW260.**

#### Step 2. Width

<b>30</b>	30" wide
<b>36</b>	36" wide
<b>42</b>	42" wide

#### Prices for Steps 1-2.

<b>LW260. 30</b>	\$869
<b>36</b>	\$963
<b>42</b>	\$1062

#### Step 3. Paint/Steel Type

<b>SS</b>	smooth paint on smooth steel	+\$0
<b>XS</b>	textured paint on smooth steel	+\$0

#### Step 4. Surface Finish

##### For smooth paint on smooth steel (SS)

<b>8Q</b>	folkstone grey	+\$0
<b>98</b>	studio white	+\$0
<b>BU</b>	black umber	+\$0
<b>CN</b>	metallic champagne	+\$0
<b>EH</b>	metallic bronze	+\$0
<b>HF</b>	inner tone light	+\$0
<b>LT</b>	light tone	+\$0
<b>LU</b>	soft white	+\$0
<b>MS</b>	metallic silver	+\$0
<b>MT</b>	medium tone	+\$0
<b>SG</b>	slate grey	+\$0
<b>WL</b>	sandstone	+\$0

##### Sand Texture Paint

##### For textured paint on smooth steel (XS)

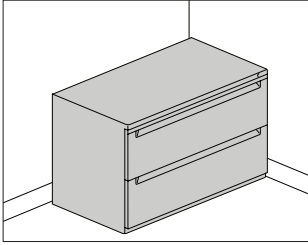
<b>91</b>	white	+\$0
<b>98</b>	studio white	+\$0
<b>BK</b>	black	+\$0
<b>CL</b>	cool grey neutral	+\$0
<b>G1</b>	graphite	+\$0
<b>WN</b>	warm grey neutral	+\$0

#### Step 5. Lock

<b>KA</b>	keyed alike	-\$10
<b>KC</b>	keyed differently, chrome	+\$0
<b>KD</b>	keyed differently, black	+\$0

W-Pull Lateral File, with Open Shelf *continued*

Step 6. Counterweight				
		30	36	42
<b>NO</b>	no counterweight (must gang or anchor)	+\$0	0	0
<b>CB</b>	counterweight	+\$25	48	48
Step 7. Drawer Interior				
<b>2R</b>	side-to-side filing rail			+\$0
<b>1R</b>	front-to-back filing rail			+\$17

**Product Information****Description**

This lateral file has a smooth-steel case and full-width, recessed pulls. It includes 1" leveling glides and a positive interlock system that permits only 1 drawer or pullout shelf to open at a time. Drawers can be specified with side-to-side or front-to-back filing rails to accommodate letter-, legal-, and A4-size hanging files. The pullout shelf includes 3 file dividers.

Actual file depth is  $19\frac{3}{8}"$ . Actual file width is  $29\frac{5}{8}"$ ,  $35\frac{5}{8}"$ , or  $41\frac{5}{8}"$ . Interior height of the flipper door with pullout shelf is  $10\frac{1}{4}"$ . Raised-height configuration adds  $\frac{1}{2}"$  to overall height to fill the space between the top of the file and the underside of a surface.

**Notes**

Base on 2 drawers, raised height option (1) aligns with base on Tu® storage towers.

2- or 3-high files that are not ganged or anchored require counterweights (option CB). When two 42"-wide, 4-high files are ganged side by side, each file requires a counterweight.

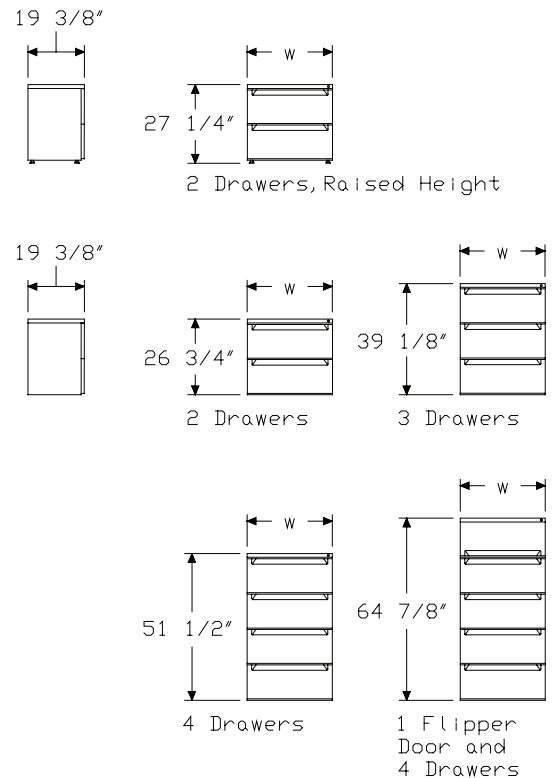
Counterweight specified with file is permanently installed. To order removable counterweight, specify file with no counterweight (option NO), and order counterweight (LG909.) separately.

Accepts Tu add-on cushion top (LG891.).

Order optional accessories separately:

- File drawer organizer (LG901)
- Front-to-back filing rail (LG904.)
- Movable divider (9M100) - For flipper door with pullout shelf only
- Side-to-side filing rail (LG902.)

For keyed-alike locks, order lock plugs separately. See Keyed-Alike Information in Appendices.

**Dimensions**

# V-Pull Freestanding Lateral File

continued

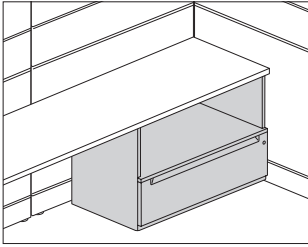
Specification Information					
Step 1.					
LV200.					
Step 2. Width					
30	30" wide				
36	36" wide				
42	42" wide				
Step 3. Configuration					
1	2 drawers, raised height				
2	2 drawers				
3	3 drawers				
4	4 drawers				
5	1 flipper door with pullout shelf and 4 drawers				
Prices for Steps 1-3.					
	1	2	3	4	5
LV200. 30	\$890	890	1168	1475	2003
36	\$990	990	1290	1625	2157
42	\$1084	1084	1411	1772	2364
Step 4. Paint/Steel Type					
SS	smooth paint on smooth steel				+\$0
XS	textured paint on smooth steel				+\$0
Step 5. Surface Finish					
For smooth paint on smooth steel (SS)					
8Q	folkstone grey				+\$0
98	studio white				+\$0
BU	black umber				+\$0
CN	metallic champagne				+\$0
EH	metallic bronze				+\$0
HF	inner tone light				+\$0
LT	light tone				+\$0
LU	soft white				+\$0
MS	metallic silver				+\$0
MT	medium tone				+\$0
SG	slate grey				+\$0
WL	sandstone				+\$0

Sand Texture Paint			
<i>For textured paint on smooth steel (XS)</i>			
<b>91</b>	white		+\$0
<b>98</b>	studio white		+\$0
<b>BK</b>	black		+\$0
<b>CL</b>	cool grey neutral		+\$0
<b>G1</b>	graphite		+\$0
<b>WN</b>	warm grey neutral		+\$0
Step 6. Lock			
<b>KA</b>	keyed alike		-\$10
<b>KC</b>	keyed differently, chrome		+\$0
<b>KD</b>	keyed differently, black		+\$0
Step 7. Counterweight			
		<b>30</b>	<b>36</b>
<b>NO</b>	no counterweight (must gang or anchor)	+\$0	0
<b>CB</b>	counterweight (recommended)	+\$50	95
			<b>42</b>
			0
Step 8. Drawer Interior			
<i>For 2 drawers, raised height (1) or 2 drawers (2)</i>			
<b>2R</b>	side-to-side filing rail		+\$0
<b>1R</b>	front-to-back filing rail		+\$35
<i>For 3 drawers (3)</i>			
<b>2R</b>	side-to-side filing rail		+\$0
<b>1R</b>	front-to-back filing rail		+\$50
<i>For 4 drawers (4)</i>			
<b>2R</b>	side-to-side filing rail		+\$0
<b>1R</b>	front-to-back filing rail		+\$65
<i>For 1 flipper door with pullout shelf and 4 drawers (5)</i>			
<b>4R</b>	side-to-side filing rail and dividers in flipper		+\$0
<b>3R</b>	front-to-back filing rail and dividers in flipper		+\$80

Tu® Metal Storage

# V-Pull Lateral File, with Open Shelf

LV260.



Tu® Metal Storage

## Product Information

### Description

This lateral file attaches below a surface and has a file drawer in the lower section with an open shelf above and no finished top. It has a smooth-steel case and recessed base with 1" leveling glides. The drawer has a full-width, recessed pull, and can be specified with side-to-side or front-to-back filing rails to accommodate letter-, legal-, and A4-size hanging files. The open shelf accommodates 12" binders.

Actual file depth is 19<sup>3</sup>/<sub>8</sub>". Actual file width is 29<sup>5</sup>/<sub>8</sub>", 35<sup>5</sup>/<sub>8</sub>", or 41<sup>5</sup>/<sub>8</sub>".

Interior shelf width is 27<sup>3</sup>/<sub>4</sub>", 33<sup>3</sup>/<sub>4</sub>", or 39<sup>3</sup>/<sub>4</sub>".

### Notes

Lateral file attaches to a 24"-deep surface only.

When lateral file is attached to a surface, a counterweight is not required.

When lateral file is attached to a surface, the surface height is 28<sup>1</sup>/<sub>2</sub>".

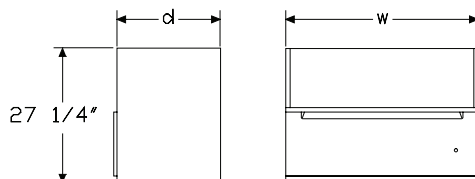
Counterweight specified with file is permanently installed. To order removable counterweight, specify file with no counterweight (option NO), and order counterweight (LG909.) separately.

Order optional accessories separately:

- File drawer organizer (LG901)
- Front-to-back filing rail (LG904.)
- Side-to-side filing rail (LG902.)
- Storage case shelf (LG940.)

For keyed-alike locks, order lock plugs separately. See Keyed-Alike Information in Appendices.

### Dimensions



## Specification Information

### Step 1.

LV260.

### Step 2. Width

<b>30</b>	30" wide
<b>36</b>	36" wide
<b>42</b>	42" wide

### Prices for Steps 1-2.

<b>LV260. 30</b>	\$903
<b>36</b>	\$1002
<b>42</b>	\$1101

### Step 3. Paint/Steel Type

<b>SS</b>	smooth paint on smooth steel	+\$0
<b>XS</b>	textured paint on smooth steel	+\$0

### Step 4. Surface Finish

#### For smooth paint on smooth steel (SS)

<b>8Q</b>	folkstone grey	+\$0
<b>98</b>	studio white	+\$0
<b>BU</b>	black umber	+\$0
<b>CN</b>	metallic champagne	+\$0
<b>EH</b>	metallic bronze	+\$0
<b>HF</b>	inner tone light	+\$0
<b>LT</b>	light tone	+\$0
<b>LU</b>	soft white	+\$0
<b>MS</b>	metallic silver	+\$0
<b>MT</b>	medium tone	+\$0
<b>SG</b>	slate grey	+\$0
<b>WL</b>	sandstone	+\$0

#### Sand Texture Paint

#### For textured paint on smooth steel (XS)

<b>91</b>	white	+\$0
<b>98</b>	studio white	+\$0
<b>BK</b>	black	+\$0
<b>CL</b>	cool grey neutral	+\$0
<b>G1</b>	graphite	+\$0
<b>WN</b>	warm grey neutral	+\$0

### Step 5. Lock

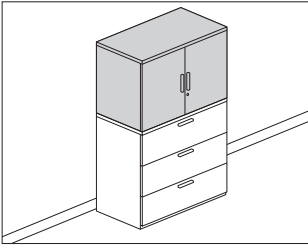
<b>KA</b>	keyed alike	-\$10
<b>KC</b>	keyed differently, chrome	+\$0
<b>KD</b>	keyed differently, black	+\$0

# V-Pull Lateral File, with Open Shelf *continued*

Step 6. Counterweight				
		30	36	42
<b>NO</b>	no counterweight (must gang or anchor)	+\$0	0	0
<b>CB</b>	counterweight	+\$25	48	48
Step 7. Drawer Interior				
<b>2R</b>	side-to-side filing rail			+\$0
<b>1R</b>	front-to-back filing rail			+\$17

Bar-Pull Add-On Overfile

LK410D  
LK410L



Tu® Metal Storage

Product Information

Description

This overfile is field installed to the top of a Tu® lateral file. It has hinged doors that open to 110°, a painted metal or laminate front, smooth-steel case and applied metal bar pull. File includes 1 shelf that is binder adjustable. Mounting hardware included.

Actual height is 26 1/8". Actual depth is 19 3/8". Actual width is 29 1/2", 35 1/2", or 41 1/2" to mount to same-width lateral file.

Notes

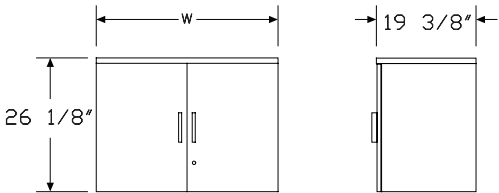
Overfile can only be mounted to top of 2-, 3-, or 4-drawer Tu lateral file.

Attachment of overfile requires drilling through top of lateral file.

Not available with veneer front.

For best aesthetics, mount overfile to bar pull lateral file.

Dimensions



Specification Information

Step 1.

LK410

Step 2. Front Material

- D. painted metal front
- L. laminate front

Step 3. Width

- 30 30" wide
- 36 36" wide
- 42 42" wide

Prices for Steps 1-3.

LK410D.	30	\$964
	36	\$1089
	42	\$1234

LK410L.	30	\$1087
	36	\$1227
	42	\$1390

Step 4. Paint/Steel Type

- SS smooth paint on smooth steel+\$0
- XS textured paint on smooth steel+\$0

Step 5. Surface Finish

For smooth paint on smooth steel (SS)

8Q	folkstone grey	+\$0
98	studio white	+\$0
BU	black umber	+\$0
CN	metallic champagne	+\$0
EH	metallic bronze	+\$0
HF	inner tone light	+\$0
LT	light tone	+\$0
LU	soft white	+\$0
MS	metallic silver	+\$0
MT	medium tone	+\$0
SG	slate grey	+\$0
WL	sandstone	+\$0



Sand Texture Paint		
<i>For textured paint on smooth steel (XS)</i>		
<b>91</b>	white	+\$0
<b>98</b>	studio white	+\$0
<b>BK</b>	black	+\$0
<b>CL</b>	cool grey neutral	+\$0
<b>G1</b>	graphite	+\$0
<b>WN</b>	warm grey neutral	+\$0

Step 6. Front Finish		
<i>For laminate front (L.)</i>		
<b>76</b>	light brown walnut	+\$0
<b>8Q</b>	folkstone grey	+\$0
<b>91</b>	white	+\$0
<b>98</b>	studio white	+\$0
<b>CL</b>	cool grey neutral	+\$0
<b>HM</b>	natural maple	+\$0
<b>HP</b>	light anigre	+\$0
<b>HX</b>	aged cherry	+\$0
<b>HY</b>	walnut on cherry	+\$0
<b>LA</b>	light ash	+\$0
<b>LBA</b>	clear on ash	+\$0
<b>LBB</b>	oak on ash	+\$0
<b>LBC</b>	walnut on ash	+\$0
<b>LBD</b>	dark brown walnut	+\$0
<b>LBE</b>	medium red walnut	+\$0
<b>LBF</b>	neutral twill	+\$0
<b>LBG</b>	sarum twill	+\$0
<b>LBH</b>	earthen twill	+\$0
<b>LBJ</b>	graphite twill	+\$0
<b>LBK</b>	pewter mesh	+\$0
<b>LBL</b>	steel mesh	+\$0
<b>LBM</b>	crisp linen	+\$0
<b>LBN</b>	classic linen	+\$0
<b>LBP</b>	casual linen	+\$0
<b>LBQ</b>	white twill	+\$0
<b>LBR</b>	phantom ecru	+\$0
<b>LBS</b>	phantom cocoa	+\$0
<b>LBU</b>	medium matte walnut	+\$0
<b>LBV</b>	warm grey teak	+\$0
<b>LU</b>	soft white	+\$0
<b>WL</b>	sandstone	+\$0
<b>WN</b>	warm grey neutral	+\$0

Step 7. Lock		
<b>KA</b>	keyed alike	-\$10
<b>KC</b>	keyed differently, chrome	+\$0
<b>KD</b>	keyed differently, black	+\$0

Step 8. Pull Finish		
Metallic Paint		
<b>CN</b>	metallic champagne	+\$0
<b>MS</b>	metallic silver	+\$0

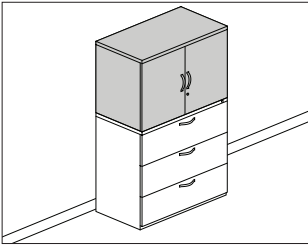
Sand Texture Paint		
<b>79</b>	green apple	+\$15
<b>BK</b>	black	+\$0
<b>MY3</b>	yellow oxide	+\$15
<b>RO</b>	red	+\$15
<b>TRQ</b>	turquoise	+\$15

Smooth Paint		
<b>8Q</b>	folkstone grey	+\$0
<b>91</b>	white	+\$0
<b>98</b>	studio white	+\$0
<b>G1</b>	graphite	+\$0
<b>WL</b>	sandstone	+\$0

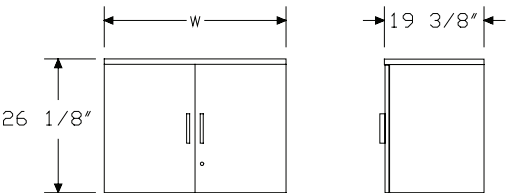
Tu® Metal Storage

Arc Pull Add-On Overfile

LQ410D  
LQ410L



Product Information
Description
This overfile is field installed to the top of a Tu® lateral file. It has hinged doors that open to 110°, a painted metal or laminate front, smooth-steel case and applied metal arc pull. File includes 1 shelf that is binder adjustable. Mounting hardware included.
Actual height is 26 <sup>1</sup> / <sub>8</sub> ". Actual depth is 19 <sup>3</sup> / <sub>8</sub> ". Actual width is 29 <sup>1</sup> / <sub>2</sub> ", 35 <sup>1</sup> / <sub>2</sub> ", or 41 <sup>1</sup> / <sub>2</sub> " to mount to same-width lateral file.
Notes
Pull design conforms to guidelines of Americans with Disabilities Act (ADA).
Overfile can only be mounted to top of 2-, 3-, or 4-drawer Tu lateral file.
Attachment of overfile requires drilling through top of lateral file.
Not available with veneer front.
For best aesthetics, mount overfile to arc pull lateral file.
Dimensions



Specification Information
Step 1.
LQ410
Step 2. Front Material
D. painted metal front
L. laminate front
Step 3. Width
30 30" wide
36 36" wide
42 42" wide
Prices for Steps 1-3.
LQ410D. 30 \$964
36 \$1089
42 \$1234
LQ410L. 30 \$1087
36 \$1227
42 \$1390
Step 4. Paint/Steel Type
SS smooth paint on smooth steel +\$0
XS textured paint on smooth steel +\$0
Step 5. Surface Finish
For smooth paint on smooth steel (SS)
8Q folkstone grey +\$0
98 studio white +\$0
BU black umber +\$0
CN metallic champagne +\$0
EH metallic bronze +\$0
HF inner tone light +\$0
LT light tone +\$0
LU soft white +\$0
MS metallic silver +\$0
MT medium tone +\$0
SG slate grey +\$0
WL sandstone +\$0

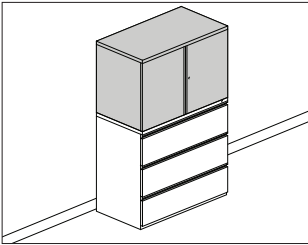
Sand Texture Paint		
<i>For textured paint on smooth steel (XS)</i>		
<b>91</b>	white	+\$0
<b>98</b>	studio white	+\$0
<b>BK</b>	black	+\$0
<b>CL</b>	cool grey neutral	+\$0
<b>G1</b>	graphite	+\$0
<b>WN</b>	warm grey neutral	+\$0

Step 6. Front Finish		
<i>For laminate front (L.)</i>		
<b>76</b>	light brown walnut	+\$0
<b>8Q</b>	folkstone grey	+\$0
<b>91</b>	white	+\$0
<b>98</b>	studio white	+\$0
<b>CL</b>	cool grey neutral	+\$0
<b>HM</b>	natural maple	+\$0
<b>HP</b>	light anigre	+\$0
<b>HX</b>	aged cherry	+\$0
<b>HY</b>	walnut on cherry	+\$0
<b>LA</b>	light ash	+\$0
<b>LBA</b>	clear on ash	+\$0
<b>LBB</b>	oak on ash	+\$0
<b>LBC</b>	walnut on ash	+\$0
<b>LBD</b>	dark brown walnut	+\$0
<b>LBE</b>	medium red walnut	+\$0
<b>LBF</b>	neutral twill	+\$0
<b>LBG</b>	sarum twill	+\$0
<b>LBH</b>	earthen twill	+\$0
<b>LBJ</b>	graphite twill	+\$0
<b>LBK</b>	pewter mesh	+\$0
<b>LBL</b>	steel mesh	+\$0
<b>LBM</b>	crisp linen	+\$0
<b>LBN</b>	classic linen	+\$0
<b>LBP</b>	casual linen	+\$0
<b>LBQ</b>	white twill	+\$0
<b>LBR</b>	phantom ecru	+\$0
<b>LBS</b>	phantom cocoa	+\$0
<b>LBU</b>	medium matte walnut	+\$0
<b>LBV</b>	warm grey teak	+\$0
<b>LU</b>	soft white	+\$0
<b>WL</b>	sandstone	+\$0
<b>WN</b>	warm grey neutral	+\$0

Step 7. Lock		
<b>KA</b>	keyed alike	-\$10
<b>KC</b>	keyed differently, chrome	+\$0
<b>KD</b>	keyed differently, black	+\$0
Step 8. Pull Finish		
<b>NH</b>	brushed nickel	+\$0
<b>NK</b>	black nickel	+\$0

W-Pull Add-On Overfile

LW410.



Tu® Metal Storage

Product Information

Description

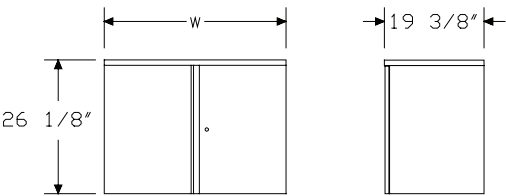
This overfile is field installed to the top of a Tu® lateral file. It has hinged doors that open to 110°, a smooth-steel case and full-width integrated pull. File includes 1 shelf that is binder adjustable. Mounting hardware included.

Actual height is 26<sup>1</sup>/<sub>8</sub>". Actual depth is 19<sup>3</sup>/<sub>8</sub>". Actual width is 29<sup>1</sup>/<sub>2</sub>", 35<sup>1</sup>/<sub>2</sub>", or 41<sup>1</sup>/<sub>2</sub>" to mount to same-width lateral file.

Notes

Overfile can only be mounted to top of 2-, 3-, or 4-drawer Tu lateral file.  
Attachment of overfile requires drilling through top of lateral file.  
For best aesthetics, mount overfile to W-pull lateral file.

Dimensions



Specification Information

Step 1.

LW410.

Step 2. Width

30	30" wide
36	36" wide
42	42" wide

Prices for Steps 1-2.

LW410. 30	\$971
36	\$1092
42	\$1238

Step 3. Paint/Steel Type

SS	smooth paint on smooth steel	+\$0
XS	textured paint on smooth steel	+\$0

Step 4. Surface Finish

For smooth paint on smooth steel (SS)

8Q	folkstone grey	+\$0
98	studio white	+\$0
BU	black umber	+\$0
CN	metallic champagne	+\$0
EH	metallic bronze	+\$0
HF	inner tone light	+\$0
LT	light tone	+\$0
LU	soft white	+\$0
MS	metallic silver	+\$0
MT	medium tone	+\$0
SG	slate grey	+\$0
WL	sandstone	+\$0

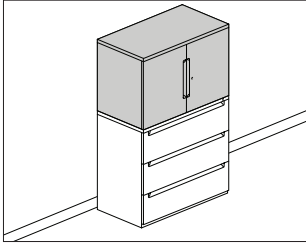
Sand Texture Paint

For textured paint on smooth steel (XS)

91	white	+\$0
98	studio white	+\$0
BK	black	+\$0
CL	cool grey neutral	+\$0
G1	graphite	+\$0
WN	warm grey neutral	+\$0

Step 5. Lock

KA	keyed alike	-\$10
KC	keyed differently, chrome	+\$0
KD	keyed differently, black	+\$0



### Product Information

#### Description

This overfile is field installed to the top of a Tu® lateral file. It has hinged doors that open to 110°, a smooth-steel case and full-width recessed pull. File includes 1 shelf that is binder adjustable. Mounting hardware included.

Actual height is 26<sup>1</sup>/<sub>8</sub>". Actual depth is 19<sup>3</sup>/<sub>8</sub>". Actual width is 29<sup>1</sup>/<sub>2</sub>", 35<sup>1</sup>/<sub>2</sub>", or 41<sup>1</sup>/<sub>2</sub>" to mount to same-width lateral file.

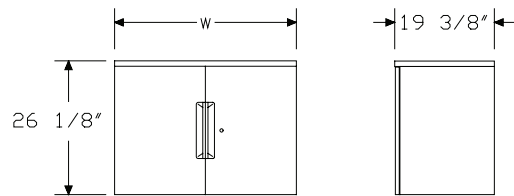
#### Notes

Overfile can only be mounted to top of 2-, 3-, or 4-drawer Tu lateral file.

Attachment of overfile requires drilling through top of lateral file.

For best aesthetics, mount overfile to V-pull lateral file.

#### Dimensions



### Specification Information

#### Step 1.

##### LV410.

#### Step 2. Width

<b>30</b>	30" wide
<b>36</b>	36" wide
<b>42</b>	42" wide

#### Prices for Steps 1-2.

<b>LV410. 30</b>	\$969
<b>36</b>	\$1089
<b>42</b>	\$1234

#### Step 3. Paint/Steel Type

<b>SS</b>	smooth paint on smooth steel	+\$0
<b>XS</b>	textured paint on smooth steel	+\$0

#### Step 4. Surface Finish

##### For smooth paint on smooth steel (SS)

<b>8Q</b>	folkstone grey	+\$0
<b>98</b>	studio white	+\$0
<b>BU</b>	black umber	+\$0
<b>CN</b>	metallic champagne	+\$0
<b>EH</b>	metallic bronze	+\$0
<b>HF</b>	inner tone light	+\$0
<b>LT</b>	light tone	+\$0
<b>LU</b>	soft white	+\$0
<b>MS</b>	metallic silver	+\$0
<b>MT</b>	medium tone	+\$0
<b>SG</b>	slate grey	+\$0
<b>WL</b>	sandstone	+\$0

##### Sand Texture Paint

##### For textured paint on smooth steel (XS)

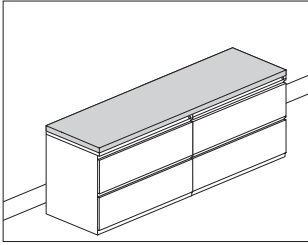
<b>91</b>	white	+\$0
<b>98</b>	studio white	+\$0
<b>BK</b>	black	+\$0
<b>CL</b>	cool grey neutral	+\$0
<b>G1</b>	graphite	+\$0
<b>WN</b>	warm grey neutral	+\$0

#### Step 5. Lock

<b>KA</b>	keyed alike	-\$10
<b>KC</b>	keyed differently, chrome	+\$0
<b>KD</b>	keyed differently, black	+\$0

# Tu® File Top

LTPL-  
LTPV-



Tu® Metal Storage

## Product Information

### Description

This file top attaches to a combination of freestanding Tu® lateral files with 20" depths. It has a laminate top with thermoplastic edge or a veneer top and edge.

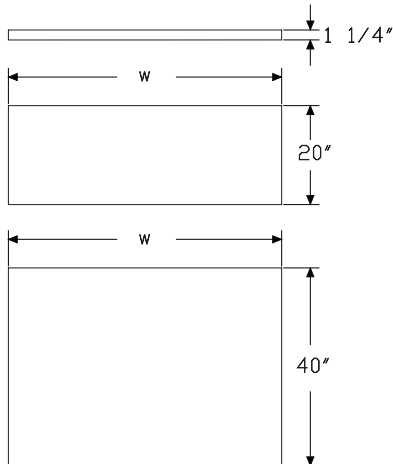
### Notes

Dimensions listed are nominal. Actual dimensions are calculated to work with Tu files. Refer to planning documents in Omni for exact dimensions and additional details.

File tops spanning a mix of Tu storage cases must be specified using Exact Size Top in the specIT tool.

Additional sizes and open-line laminates available through Vary Easy Exact Size Top Price Book (specIT edition only).

## Dimensions



## Specification Information

### Step 1.

LTP ☐ A

### Step 2. Top/Edge Material

L- laminate top with thermoplastic edge ☐ A

V- veneer top with veneer edge ☐ A

### Step 3. Width

#### For laminate top with thermoplastic edge (L-)

030 30" wide ☐ A

036 36" wide ☐ A

042 42" wide ☐ A

060 60" wide ☐ A

072 72" wide ☐ A

084 84" wide ☐ A

090 90" wide ☐ A

108 108" wide ☐ A

#### For veneer top with veneer edge (V-)

030 30" wide ☐ A

036 36" wide ☐ A

042 42" wide ☐ A

060 60" wide ☐ A

072 72" wide ☐ A

084 84" wide ☐ A

090 90" wide ☐ A

### Step 4. Depth

20 20" deep ☐ A

40 40" deep ☐ A

### Prices for Steps 1-4.










		20	40
LTPL-	030	\$216	443
	036	\$237	531
	042	\$276	617
	060	\$404	904
	072	\$485	1084
	084	\$564	1258
	090	\$606	1356
	108	\$725	1626

<b>LTPV- 030</b>	\$492	855
<b>036</b>	\$551	903
<b>042</b>	\$610	1022
<b>060</b>	\$800	1398
<b>072</b>	\$924	1641
<b>084</b>	\$1043	1882
<b>090</b>	\$1102	1998

#### Step 5. Top/Edge Finish

##### Solid-Color Laminate Top/Thermoplastic Edge

*For laminate top with thermoplastic edge (L-)*

<b>8Q</b>	folkstone grey 	+\$0
<b>91</b>	white 	+\$0
<b>98</b>	studio white	+\$0
<b>CL</b>	cool grey neutral 	+\$0
<b>HF</b>	inner tone light 	+\$0
<b>HT</b>	inner tone 	+\$0
<b>LT</b>	light tone 	+\$0
<b>LU</b>	soft white 	+\$0
<b>WL</b>	sandstone 	+\$0
<b>WN</b>	warm grey neutral 	+\$0

##### Linen Laminate

*For laminate top with thermoplastic edge (L-)*

<b>LBM</b>	crisp linen	+\$0
<b>LBN</b>	classic linen	+\$0
<b>LBP</b>	casual linen	+\$0

##### Mesh Laminate

*For laminate top with thermoplastic edge (L-)*

<b>LBK</b>	pewter mesh	+\$0
<b>LBL</b>	steel mesh	+\$0




##### Twill Laminate

*For laminate top with thermoplastic edge (L-)*

<b>LBF</b>	neutral twill	+\$0
<b>LBG</b>	sarum twill	+\$0
<b>LBH</b>	earthen twill	+\$0
<b>LBJ</b>	graphite twill	+\$0
<b>LBQ</b>	white twill	+\$0

##### Wood-Grain Laminate Top/Thermoplastic Edge

*For laminate top with thermoplastic edge (L-)*

<b>HM</b>	natural maple 	+\$0
<b>HP</b>	light anigre 	+\$0
<b>LA</b>	light ash 	+\$0
<b>LBA</b>	clear on ash	+\$0
<b>LBB</b>	oak on ash	+\$0
<b>LBC</b>	walnut on ash	+\$0
<b>LBD</b>	dark brown walnut	+\$0
<b>LBR</b>	phantom ecru	+\$0
<b>LBS</b>	phantom cocoa	+\$0
<b>LBU</b>	medium matte walnut	+\$0
<b>LBV</b>	warm grey teak	+\$0
<b>LBE</b>	medium red walnut	+\$0
<b>LM</b>	mahogany 	+\$0
<b>76</b>	light brown walnut 	+\$0
<b>HX</b>	aged cherry 	+\$0
<b>HY</b>	walnut on cherry 	+\$0




##### Zephyr Laminate Top/Thermoplastic Edge

*For laminate top with thermoplastic edge (L-)*

<b>28</b>	canyon 	+\$0
<b>29</b>	misted 	+\$0











##### Recut Veneer

*For veneer top with veneer edge (V-)*

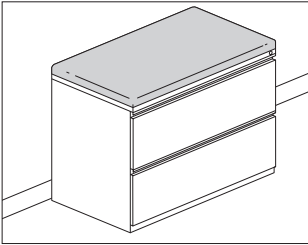
<b>RA</b>	light ash 	+\$0
<b>RK</b>	mahogany dark 	+\$0
<b>RM</b>	mahogany 	+\$0

##### Wood Veneer

*For veneer top with veneer edge (V-)*

<b>2U</b>	light brown walnut 	+\$140
<b>40</b>	dark brown walnut 	+\$140
<b>ED</b>	aged cherry 	+\$140
<b>EK</b>	medium red walnut 	+\$140
<b>EW</b>	medium matte walnut 	+\$140
<b>ET</b>	clear on ash 	+\$140
<b>EU</b>	oak on ash 	+\$140
<b>EV</b>	walnut on ash 	+\$140
<b>UL</b>	natural maple 	+\$140
<b>UX</b>	walnut on cherry 	+\$140

Lateral File Add-On Cushion Top      LG891.



Tu® Metal Storage

Product Information

Description

This 1"- or 2"-high cushion top is retrofit to a lateral file with a flat metal top and provides temporary guest seating. Hook-and-loop fastener strips are included to attach cushion top to flat metal top.

Notes

Cushion top accepts Customer's Own Material (COM). Yardage is estimated for nondirectional, 54"-wide fabrics. When ordering more than 1 cushion, round up total yardage requirement to next whole yard of fabric.

Width—Yardage

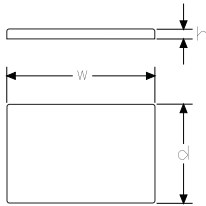
30"—1.05

36"—1.22

42"—1.40

For information on multiple quantities or directional fabrics, contact COM Department. See Order Information in Appendices.

Dimensions



Specification Information

Step 1.

LG891.

Step 2. Height

1      1" high

2      2" high

Step 3. Width

30      30" wide

36      36" wide

42      42" wide

Prices for Steps 1-3.

	30	36	42
LG891. 1	\$232	296	312
2	\$291	331	364

Step 4. Cushion Top Fabric

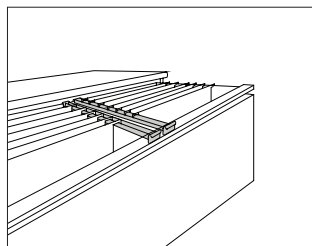
See application chart and textiles list for fabric usage and numbers.

First 2 digits of number indicate fabric line; remaining digit(s) indicate fabric color.

Price Category 1	+\$0
Price Category 2	+\$102
Price Category 3	+\$123
Price Category 4	+\$151
Price Category 5	+\$169
Price Category 7	+\$206
Price Category 8	+\$225
Price Category 9	+\$1425
Price Category (Geiger) 10	+\$1435
Price Category B	+\$71
Price Category C	+\$98
Price Category D	+\$124
Price Category E	+\$150
Price Category F	+\$193
Price Category G	+\$251
Price Category H	+\$305
Price Category I	+\$359
Price Category J	+\$413



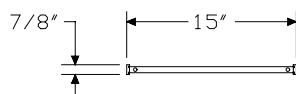
LG904.



### Description

## Notes

## Dimensions



Step 1.

**LG904.**

**LG904.**

### Step 2. Width

**30** for 30"-wide drawers

**36** for 36"-wide drawers

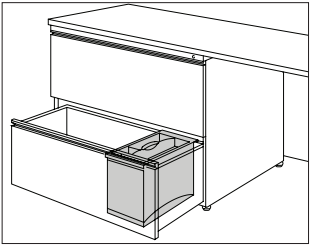
42 for 42"-wide drawers

### Prices for Steps 1-2.

LG904. 30	\$38
-----------	------

36 \$38

42 \$38



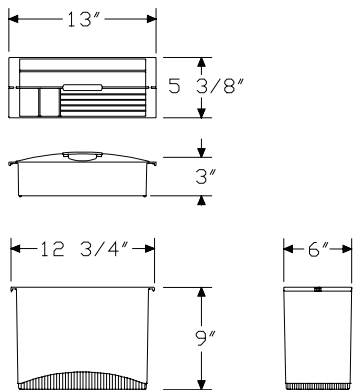
Tu® Metal Storage

Product Information

Description

This 2-sectioned organizer fits into any file drawer arranged for letter-size filing. The removable top section stores computer disks and other small items. The bottom section stores larger items or can be divided into 3 compartments; it includes 2 vertical dividers. Finish is black umber.

Dimensions



Specification Information

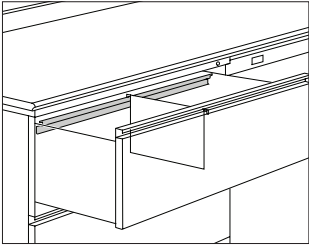
Step 1.

LG901 \$79

Side-to-Side Filing Rail, Tu®

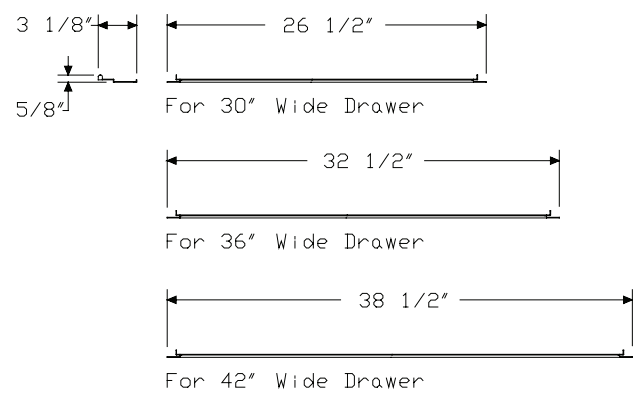
LG902.

Lateral File



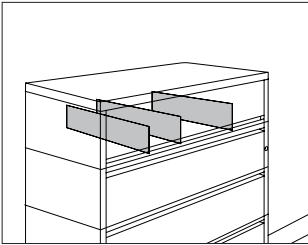
Product Information
Description
This filing rail holds letter- or legal-size hanging folders for side-to-side filing in a Tu® or Quadrant® lateral file drawer. Available in 3 sizes: 26½"-wide rail for 30"-wide drawer, 32½"-wide rail for 36"-wide drawer, and 38½"-wide rail for 42"-wide drawer. Package contains 1 rail.
Notes
2 rails are needed per drawer. Side-to-side filing rail cannot be used in Meridian Stackable™ lateral file drawers, Meridian Stackable Storage™ cabinet bottom module, or Meridian lateral storage tower.
Dimensions

Specification Information	
Step 1.	
LG902.	
Step 2. Width	
30	for 30"-wide drawers
36	for 36"-wide drawers
42	for 42"-wide drawers
Prices for Steps 1-2.	
LG902. 30	\$25
36	\$25
42	\$25



Movable Divider, Meridian®,  
Quadrant® or Tu®

9M100  
9M300

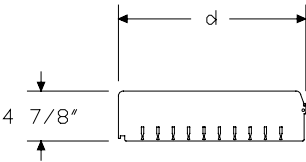


Tu® Metal Storage

Product Information

**Description**  
This adjustable metal divider fits into slots of an 18"- or 20"-deep Meridian® Stackable™ lateral file drawer. The 18"-deep divider also fits into a pullout shelf's slots on a Tu® or Quadrant® 5-high lateral file. Finish is black umber.

Dimensions

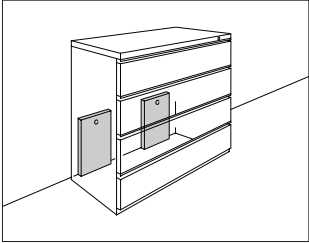


Specification Information

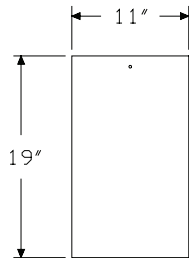
Step 1.		
9M		
Step 2. Quantity		
100	1 divider	
300	3 dividers	
Step 3. Depth		
18	for Meridian® 18"-deep Stackable™ lateral file modules or Quadrant® 20" deep flipper door with pullout shelf	
20	for Meridian® 20" deep Stackable™ lateral file modules	
Prices for Steps 1-3.		
9M100	18	\$15
	20	\$15
9M300	18	\$35
	20	\$35

Counterweight, Tu® Lateral File

LG909.



Product Information
Description
This counterweight is field installed to the inside back of a Tu® or Quadrant® freestanding lateral file. It provides stability when file is not anchored or ganged to another file. Counterweight for 30" wide file includes 2 plates, counterweight for 36"- or 42"-wide file includes 4 plates. Mounting hardware included.
Dimensions

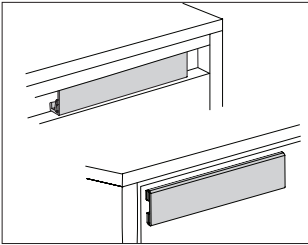


Specification Information	
Step 1.	
LG909.	
Step 2. Width	
1	for 30"-wide file
2	for 36"- or 42"- wide file
Prices for Steps 1-2.	
LG909. 1	\$106
2	\$195

Tu® Metal Storage

Label Holders-Snap In and Adhesive

9LH5H  
9LH7H

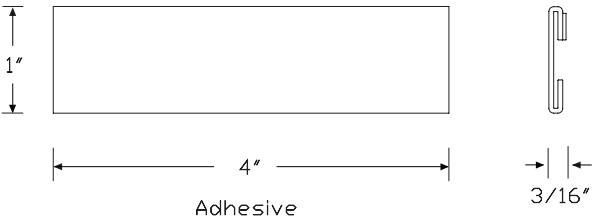
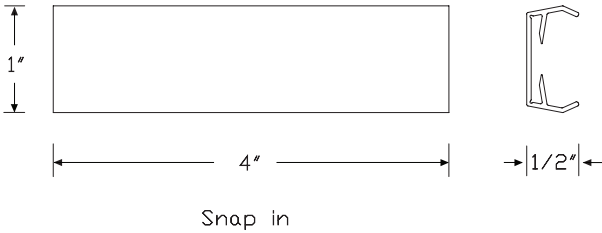


Tu® Metal Storage

Product Information

**Description**  
These label holders snap in place for standard pull file drawers or attach with adhesive onto drawers with other pull styles. Package contains 25 of the specified style. Labels included.

Dimensions

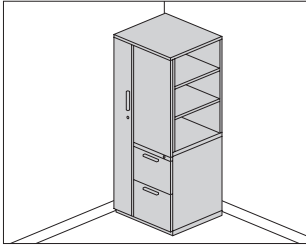


Specification Information

Step 1.	
9LH	A
Step 2. Style	
5HV	snap in A
7HT	adhesive A
Prices for Steps 1-2.	
9LH5HV	\$20
9LH7HT	\$18

## Bar-Pull Storage Tower

LK300D  
LK300L  
LK310D  
LK310L



### Product Information

#### Description

This freestanding storage tower has a wardrobe on 1 side and the option of a storage case or side-facing bookcase on the other side. Pedestal is located opposite of wardrobe. The tower has a smooth-steel case, painted metal or laminate fronts, applied metal bar pulls, and recessed base with 1" leveling glides. Units with laminate fronts will include a metal top and a metal fascia piece (where lock is located). Available in 9 heights.

Actual tower depth is 23 1/4". Actual tower width is 23 7/8".

9"-wide wardrobe is available with a coat hook or coat rod.

15"-wide storage case is locking and has 1 or 2 adjustable shelves.

Shelves adjust in 1 1/4" increments, starting 7" from the bottom of the storage case.

Side-facing bookcase is 14 1/2" deep and 23 1/4" wide. It includes 1 or 2 adjustable shelves that adjust in 1 1/4" increments.

Pedestal is locking, with one lock securing all drawers. It includes a positive interlock system that permits only 1 drawer to open at a time.

Drawers are available in a variety of box and file drawer configurations. Box drawers are available with full-extension or 3/4-extension slides and include a drawer divider, utility tray or storage organizer. File drawers have full-extension slides and hold letter-size front-to-back hanging files. Each file drawer includes file converters for letter-, legal- and A4-size side-to-side hanging files.

#### Notes

The following chart shows the number of adjustable shelves in each storage case/side-facing bookcase based on tower height:

Height—Shelves

- 46" h (45" actual)—1 shelf
- 53" h (52 1/2" actual)—1 shelf
- 54" h (53 1/2" actual)—1 shelf
- 57" h (56" actual)—1 shelf
- 62" h (61 1/2" actual)—1 shelf
- 65" h (64 1/2" actual)—2 shelves
- 67" h (66 1/2" actual)—2 shelves
- 68" h (67" actual)—2 shelves
- 70" h (69 1/2" actual)—2 shelves

Dimensional illustrations do not include all possible configurations.

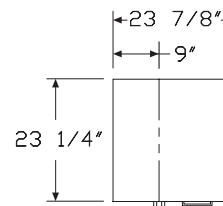
Order optional accessories separately:

- File compressor (LG908)
- File drawer organizer (LG901)
- Pedestal stationery divider (LG905)
- Storage organizer (LG910)

Storage organizer includes a hanging file holder, utility tray (pencil tray) and 2 containers. The storage organizer frame color matches the drawer interior; file holder and containers are g1 white; utility tray is black.

All locks in tower are factory installed and are keyed alike within the tower. For specific numbering choices, specify KA and order lock plugs separately. See Keyed-Alike Information in appendices.

### Dimensions



# Bar-Pull Storage Tower *continued*

Specification Information					
Step 1.					
LK3					
Step 2. Storage Configuration					
00	storage case				
10	side-facing bookcase				
Step 3. Front Material					
D.	painted metal				
L.	laminate front				
Step 4. Height					
46	46" high				
53	53" high				
54	54" high				
57	57" high				
62	62" high				
65	65" high				
67	67" high				
68	68" high				
70	70" high				
Step 5. Wardrobe Location					
L	wardrobe left				
R	wardrobe right				
Step 6. Drawer Configuration					
For 46" high (46), 53" high (53), 54" high (54), or 57" high (57)					
R	file/file				
S	box/box/file				
For 62" high (62), 65" high (65), 67" high (67), 68" high (68), or 70" high (70)					
R	file/file				
S	box/box/file				
T	file/file/file				
V	box/box/file/file				
Prices for Steps 1-6.					
		R	S	T	V
LK300D.	46 L	\$2343	2345	—	—
	R	\$2343	2345	—	—
	53 L	\$2380	2384	—	—
	R	\$2380	2384	—	—

	<b>54 L</b>	\$2405	2407	—	—
	<b>R</b>	\$2405	2407	—	—
	<b>57 L</b>	\$2428	2432	—	—
	<b>R</b>	\$2428	2432	—	—
	<b>62 L</b>	\$2568	2570	2810	2817
	<b>R</b>	\$2568	2570	2810	2817
	<b>65 L</b>	\$2597	2600	2842	2850
	<b>R</b>	\$2597	2600	2842	2850
	<b>67 L</b>	\$2627	2632	2875	2884
	<b>R</b>	\$2627	2632	2875	2884
	<b>68 L</b>	\$2510	2513	2746	2754
	<b>R</b>	\$2510	2513	2746	2754
	<b>70 L</b>	\$2659	2662	2911	2919
	<b>R</b>	\$2659	2662	2911	2919
		<b>R</b>	<b>S</b>	<b>T</b>	<b>V</b>
<b>LK300L.</b>	<b>46 L</b>	\$2642	2644	—	—
	<b>R</b>	\$2642	2644	—	—
	<b>53 L</b>	\$2683	2688	—	—
	<b>R</b>	\$2683	2688	—	—
	<b>54 L</b>	\$2711	2713	—	—
	<b>R</b>	\$2711	2713	—	—
	<b>57 L</b>	\$2737	2742	—	—
	<b>R</b>	\$2737	2742	—	—
	<b>62 L</b>	\$2895	2897	3167	3175
	<b>R</b>	\$2895	2897	3167	3175
	<b>65 L</b>	\$2928	2931	3204	3213
	<b>R</b>	\$2928	2931	3204	3213
	<b>67 L</b>	\$2961	2967	3241	3251
	<b>R</b>	\$2961	2967	3241	3251
	<b>68 L</b>	\$2829	2832	3096	3105
	<b>R</b>	\$2829	2832	3096	3105
	<b>70 L</b>	\$2997	3000	3281	3290
	<b>R</b>	\$2997	3000	3281	3290
		<b>R</b>	<b>S</b>	<b>T</b>	<b>V</b>
<b>LK310D.</b>	<b>46 L</b>	\$2452	2455	—	—
	<b>R</b>	\$2452	2455	—	—
	<b>53 L</b>	\$2365	2493	—	—
	<b>R</b>	\$2365	2493	—	—
	<b>54 L</b>	\$2384	2515	—	—
	<b>R</b>	\$2384	2515	—	—
	<b>57 L</b>	\$2536	2540	—	—
	<b>R</b>	\$2536	2540	—	—
	<b>62 L</b>	\$2682	2684	2934	2940
	<b>R</b>	\$2682	2684	2934	2940



# Bar-Pull Storage Tower *continued*

	<b>65 L</b>	\$2712	2715	2967	2975
	<b>R</b>	\$2712	2715	2967	2975
	<b>67 L</b>	\$2742	2746	3000	3009
	<b>R</b>	\$2742	2746	3000	3009
	<b>68 L</b>	\$2619	2622	2866	2874
	<b>R</b>	\$2619	2622	2866	2874
	<b>70 L</b>	\$2774	2778	3034	3042
	<b>R</b>	\$2774	2778	3034	3042
		<b>R</b>	<b>S</b>	<b>T</b>	<b>V</b>
<b>LK310L</b>	<b>46 L</b>	\$2763	2767	—	—
	<b>R</b>	\$2763	2767	—	—
	<b>53 L</b>	\$2666	2811	—	—
	<b>R</b>	\$2666	2811	—	—
	<b>54 L</b>	\$2688	2835	—	—
	<b>R</b>	\$2688	2835	—	—
	<b>57 L</b>	\$2859	2864	—	—
	<b>R</b>	\$2859	2864	—	—
	<b>62 L</b>	\$3023	3026	3307	3314
	<b>R</b>	\$3023	3026	3307	3314
	<b>65 L</b>	\$3057	3060	3344	3353
	<b>R</b>	\$3057	3060	3344	3353
	<b>67 L</b>	\$3091	3096	3382	3393
	<b>R</b>	\$3091	3096	3382	3393
	<b>68 L</b>	\$2952	2956	3230	3240
	<b>R</b>	\$2952	2956	3230	3240
	<b>70 L</b>	\$3127	3131	3420	3429
	<b>R</b>	\$3127	3131	3420	3429

## Step 7. Slides

*For file/file (R) or file/file/file (T)*

<b>SB</b>	full-extension ball-bearing	+\$0
-----------	-----------------------------	------

*For box/box/file (S) or box/box/file/file (V)*

<b>SR</b>	¾-extension roller slides on box drawer, full-extension ball bearing on file drawer	+\$0
<b>SB</b>	full-extension ball-bearing	+\$0
<b>SB</b>	full-extension ball-bearing	+\$50

## Step 8. Paint/Steel Type

<b>SS</b>	smooth paint on smooth steel	+\$0
<b>XS</b>	textured paint on smooth steel	+\$0

## Step 9. Surface Finish

*For smooth paint on smooth steel (SS)*

<b>8Q</b>	folkstone grey	+\$0
<b>98</b>	studio white	+\$0
<b>BU</b>	black umber	+\$0
<b>CN</b>	metallic champagne	+\$0
<b>EH</b>	metallic bronze	+\$0
<b>HF</b>	inner tone light	+\$0
<b>LT</b>	light tone	+\$0
<b>LU</b>	soft white	+\$0
<b>MS</b>	metallic silver	+\$0
<b>MT</b>	medium tone	+\$0
<b>SG</b>	slate grey	+\$0
<b>WL</b>	sandstone	+\$0

## Sand Texture Paint

*For textured paint on smooth steel (XS)*

<b>91</b>	white	+\$0
<b>98</b>	studio white	+\$0
<b>BK</b>	black	+\$0
<b>CL</b>	cool grey neutral	+\$0
<b>G1</b>	graphite	+\$0
<b>WN</b>	warm grey neutral	+\$0

## Bar-Pull Storage Tower *continued*

### Tu® Metal Storage

#### Step 10. Front Finish

##### For laminate front (L.)

<b>76</b>	light brown walnut	+\$0
<b>8Q</b>	folkstone grey	+\$0
<b>91</b>	white	+\$0
<b>98</b>	studio white	+\$0
<b>CL</b>	cool grey neutral	+\$0
<b>HM</b>	natural maple	+\$0
<b>HP</b>	light anigre	+\$0
<b>HX</b>	aged cherry	+\$0
<b>HY</b>	walnut on cherry	+\$0
<b>LA</b>	light ash	+\$0
<b>LBA</b>	clear on ash	+\$0
<b>LBB</b>	oak on ash	+\$0
<b>LBC</b>	walnut on ash	+\$0
<b>LBD</b>	dark brown walnut	+\$0
<b>LBE</b>	medium red walnut	+\$0
<b>LBF</b>	neutral twill	+\$0
<b>LBG</b>	sarum twill	+\$0
<b>LBH</b>	earthen twill	+\$0
<b>LBJ</b>	graphite twill	+\$0
<b>LBK</b>	pewter mesh	+\$0
<b>LBL</b>	steel mesh	+\$0
<b>LBM</b>	crisp linen	+\$0
<b>LBN</b>	classic linen	+\$0
<b>LBP</b>	casual linen	+\$0
<b>LBQ</b>	white twill	+\$0
<b>LBR</b>	phantom ecru	+\$0
<b>LBS</b>	phantom cocoa	+\$0
<b>LBU</b>	medium matte walnut	+\$0
<b>LBV</b>	warm grey teak	+\$0
<b>LU</b>	soft white	+\$0
<b>WL</b>	sandstone	+\$0
<b>WN</b>	warm grey neutral	+\$0

#### Step 11. Lock

<b>KA</b>	keyed alike	-\$10
<b>KC</b>	keyed differently, chrome	+\$0
<b>KD</b>	keyed differently, black	+\$0

#### Step 12. Pull Finish

##### Metallic Paint

<b>CN</b>	metallic champagne	+\$0
<b>MS</b>	metallic silver	+\$0

##### Sand Texture Paint

<b>79</b>	green apple	+\$15
<b>BK</b>	black	+\$0
<b>MY3</b>	yellow oxide	+\$15
<b>RO</b>	red	+\$15
<b>TRQ</b>	turquoise	+\$15

##### Smooth Paint

<b>8Q</b>	folkstone grey	+\$0
<b>91</b>	white	+\$0
<b>98</b>	studio white	+\$0
<b>G1</b>	graphite	+\$0
<b>WL</b>	sandstone	+\$0
<b>XX</b>	no pull	+\$0

#### Step 13. Wardrobe Interior

<b>CH</b>	coat hook	+\$0
<b>CR</b>	coat rod	+\$15

#### Step 14. Drawer Interior

##### For file/file (R) or file/file/file (T)

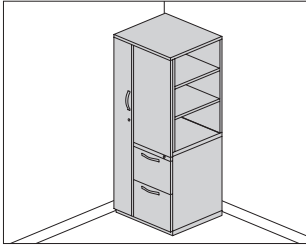
<b>NN</b>	none	+\$0
<b>1M</b>	2 file converters in each file drawer	+\$25
<b>C51</b>	storage organizer including hanging file holder bin, utility tray and two containers <b>A</b>	+\$120

##### For box/box/file (S) or box/box/file/file (V)

<b>NN</b>	none	+\$0
<b>2M</b>	drawer divider in box drawers, 2 file converters in file drawer	+\$25
<b>3M</b>	drawer divider in one box drawer, pencil tray in one box drawer, 2 file converters in file drawer	+\$25
<b>C51</b>	storage organizer including hanging file holder bin, utility tray and two containers <b>A</b>	+\$120

## Arc Pull Storage Tower

LQ300D  
LQ300L  
LQ310D  
LQ310L



### Product Information

#### Description

This freestanding storage tower has a wardrobe on 1 side and the option of a storage case or side-facing bookcase on the other side. Pedestal is located opposite of wardrobe. The tower has a smooth-steel case, painted metal or laminate fronts, applied metal arc pulls, and recessed base with 1" leveling glides. Units with laminate fronts will include a metal top and a metal fascia piece (where lock is located). Available in 9 heights.

Actual tower depth is 23 1/4". Actual tower width is 23 7/8".

9"-wide wardrobe is available with a coat hook or coat rod.

15"-wide storage case is locking and has 1 or 2 adjustable shelves.

Shelves adjust in 1 1/4" increments, starting 7" from the bottom of the storage case.

Side-facing bookcase is 14 1/2" deep and 23 1/4" wide. It includes 1 or 2 adjustable shelves that adjust in 1 1/4" increments.

Pedestal is locking, with one lock securing all drawers. It includes a positive interlock system that permits only 1 drawer to open at a time. Drawers are available in a variety of box and file drawer configurations. Box drawers are available with full-extension or 3/4-extension slides and include a drawer divider, utility tray or storage organizer. File drawers have full-extension slides and hold letter-size front-to-back hanging files. Each file drawer includes file converters for letter-, legal- and A4-size side-to-side hanging files.

#### Notes

Pull design conforms to guidelines of Americans with Disabilities Act (ADA).

The following chart shows the number of adjustable shelves in each storage case/side-facing bookcase based on tower height:

Height—Shelves

46" h (45" actual)—1 shelf

53" h (52 1/2" actual)—1 shelf

54" h (53 1/2" actual)—1 shelf

57" h (56" actual)—1 shelf

62" h (61 1/2" actual)—1 shelf

65" h (64 1/2" actual)—2 shelves

67" h (66 1/2" actual)—2 shelves

68" h (67" actual)—2 shelves

70" h (69 1/2" actual)—2 shelves

Dimensional illustrations do not include all possible configurations.

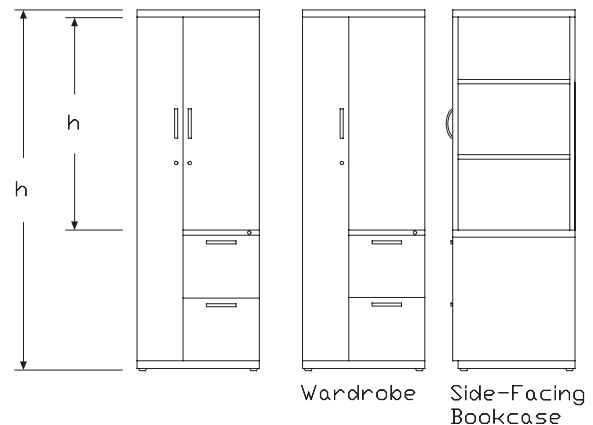
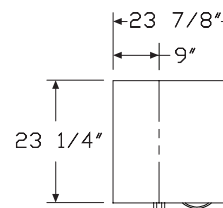
Order optional accessories separately:

- File compressor (LG908)
- File drawer organizer (LG901)
- Pedestal stationery divider (LG905)
- Storage organizer (LG910)

Storage organizer includes a hanging file holder, utility tray (pencil tray) and 2 containers. The storage organizer frame color matches the drawer interior; file holder and containers are 91 white; utility tray is black.

All locks in tower are factory installed and are keyed alike within the tower. For specific numbering choices, specify KA and order lock plugs separately. See Keyed-Alike Information in appendices.

### Dimensions



Specification Information					
Step 1.					
LQ3					
Step 2. Storage Configuration					
00	storage case				
10	side-facing bookcase				
Step 3. Front Material					
D.	painted metal				
L.	laminate front				
Step 4. Height					
46	46" high				
53	53" high				
54	54" high				
57	57" high				
62	62" high				
65	65" high				
67	67" high				
68	68" high				
70	70" high				
Step 5. Wardrobe Location					
L	wardrobe left				
R	wardrobe right				
Step 6. Drawer Configuration					
For 46" high (46), 53" high (53), 54" high (54), or 57" high (57)					
R	file/file				
S	box/box/file				
For 62" high (62), 65" high (65), 67" high (67), 68" high (68), or 70" high (70)					
R	file/file				
S	box/box/file				
T	file/file/file				
V	box/box/file/file				
Prices for Steps 1-6.					
		R	S	T	V
LQ300D.	46 L	\$2343	2345	—	—
	R	\$2343	2345	—	—
	53 L	\$2380	2384	—	—
	R	\$2380	2384	—	—

	<b>54 L</b>	\$2405	2407	—	—
	<b>R</b>	\$2405	2407	—	—
	<b>57 L</b>	\$2428	2432	—	—
	<b>R</b>	\$2428	2432	—	—
	<b>62 L</b>	\$2568	2570	2810	2817
	<b>R</b>	\$2568	2570	2810	2817
	<b>65 L</b>	\$2597	2600	2842	2850
	<b>R</b>	\$2597	2600	2842	2850
	<b>67 L</b>	\$2627	2632	2875	2884
	<b>R</b>	\$2627	2632	2875	2884
	<b>68 L</b>	\$2510	2513	2746	2754
	<b>R</b>	\$2510	2513	2746	2754
	<b>70 L</b>	\$2659	2662	2911	2919
	<b>R</b>	\$2659	2662	2911	2919
		<b>R</b>	<b>S</b>	<b>T</b>	<b>V</b>
<b>LQ300L.</b>	<b>46 L</b>	\$2642	2644	—	—
	<b>R</b>	\$2642	2644	—	—
	<b>53 L</b>	\$2683	2688	—	—
	<b>R</b>	\$2683	2688	—	—
	<b>54 L</b>	\$2711	2713	—	—
	<b>R</b>	\$2711	2713	—	—
	<b>57 L</b>	\$2737	2742	—	—
	<b>R</b>	\$2737	2742	—	—
	<b>62 L</b>	\$2895	2897	3167	3175
	<b>R</b>	\$2895	2897	3167	3175
	<b>65 L</b>	\$2928	2931	3204	3213
	<b>R</b>	\$2928	2931	3204	3213
	<b>67 L</b>	\$2961	2967	3241	3251
	<b>R</b>	\$2961	2967	3241	3251
	<b>68 L</b>	\$2829	2832	3096	3105
	<b>R</b>	\$2829	2832	3096	3105
	<b>70 L</b>	\$2997	3000	3281	3290
	<b>R</b>	\$2997	3000	3281	3290
		<b>R</b>	<b>S</b>	<b>T</b>	<b>V</b>
<b>LQ310D.</b>	<b>46 L</b>	\$2452	2455	—	—
	<b>R</b>	\$2452	2455	—	—
	<b>53 L</b>	\$2365	2493	—	—
	<b>R</b>	\$2365	2493	—	—
	<b>54 L</b>	\$2384	2515	—	—
	<b>R</b>	\$2384	2515	—	—
	<b>57 L</b>	\$2536	2540	—	—
	<b>R</b>	\$2536	2540	—	—
	<b>62 L</b>	\$2682	2684	2934	2940
	<b>R</b>	\$2682	2684	2934	2940

# Arc Pull Storage Tower *continued*

	<b>65 L</b>	\$2712	2715	2967	2975
	<b>R</b>	\$2712	2715	2967	2975
	<b>67 L</b>	\$2742	2746	3000	3009
	<b>R</b>	\$2742	2746	3000	3009
	<b>68 L</b>	\$2619	2622	2866	2874
	<b>R</b>	\$2619	2622	2866	2874
	<b>70 L</b>	\$2774	2778	3034	3042
	<b>R</b>	\$2774	2778	3034	3042
		<b>R</b>	<b>S</b>	<b>T</b>	<b>V</b>
<b>LQ310L</b>	<b>46 L</b>	\$2763	2767	—	—
	<b>R</b>	\$2763	2767	—	—
	<b>53 L</b>	\$2666	2811	—	—
	<b>R</b>	\$2666	2811	—	—
	<b>54 L</b>	\$2688	2835	—	—
	<b>R</b>	\$2688	2835	—	—
	<b>57 L</b>	\$2859	2864	—	—
	<b>R</b>	\$2859	2864	—	—
	<b>62 L</b>	\$3023	3026	3307	3314
	<b>R</b>	\$3023	3026	3307	3314
	<b>65 L</b>	\$3057	3060	3344	3353
	<b>R</b>	\$3057	3060	3344	3353
	<b>67 L</b>	\$3091	3096	3382	3393
	<b>R</b>	\$3091	3096	3382	3393
	<b>68 L</b>	\$2952	2956	3230	3240
	<b>R</b>	\$2952	2956	3230	3240
	<b>70 L</b>	\$3127	3131	3420	3429
	<b>R</b>	\$3127	3131	3420	3429

## Step 7. Slides

*For file/file (R) or file/file/file (T)*

<b>SB</b>	full-extension ball-bearing	+\$0
-----------	-----------------------------	------

*For box/box/file (S) or box/box/file/file (V)*

<b>SR</b>	¾-extension roller slides on box drawer, full-extension ball bearing on file drawer	+\$0
<b>SB</b>	full-extension ball-bearing	+\$50

## Step 8. Paint/Steel Type

<b>SS</b>	smooth paint on smooth steel	+\$0
<b>XS</b>	textured paint on smooth steel	+\$0

## Step 9. Surface Finish

*For smooth paint on smooth steel (SS)*

<b>8Q</b>	folkstone grey	+\$0
<b>98</b>	studio white	+\$0
<b>BU</b>	black umber	+\$0
<b>CN</b>	metallic champagne	+\$0
<b>EH</b>	metallic bronze	+\$0
<b>HF</b>	inner tone light	+\$0
<b>LT</b>	light tone	+\$0
<b>LU</b>	soft white	+\$0
<b>MS</b>	metallic silver	+\$0
<b>MT</b>	medium tone	+\$0
<b>SG</b>	slate grey	+\$0
<b>WL</b>	sandstone	+\$0

Sand Texture Paint

*For textured paint on smooth steel (XS)*

<b>91</b>	white	+\$0
<b>98</b>	studio white	+\$0
<b>BK</b>	black	+\$0
<b>CL</b>	cool grey neutral	+\$0
<b>G1</b>	graphite	+\$0
<b>WN</b>	warm grey neutral	+\$0

# Arc Pull Storage Tower *continued*

Tu® Metal Storage

Step 10. Front Finish		
<i>For laminate front (L.)</i>		
<b>76</b>	light brown walnut	+\$0
<b>8Q</b>	folkstone grey	+\$0
<b>91</b>	white	+\$0
<b>98</b>	studio white	+\$0
<b>CL</b>	cool grey neutral	+\$0
<b>HM</b>	natural maple	+\$0
<b>HP</b>	light anigre	+\$0
<b>HX</b>	aged cherry	+\$0
<b>HY</b>	walnut on cherry	+\$0
<b>LA</b>	light ash	+\$0
<b>LBA</b>	clear on ash	+\$0
<b>LBB</b>	oak on ash	+\$0
<b>LBC</b>	walnut on ash	+\$0
<b>LBD</b>	dark brown walnut	+\$0
<b>LBE</b>	medium red walnut	+\$0
<b>LBF</b>	neutral twill	+\$0
<b>LBG</b>	sarum twill	+\$0
<b>LBH</b>	earthen twill	+\$0
<b>LBJ</b>	graphite twill	+\$0
<b>LBK</b>	pewter mesh	+\$0
<b>LBL</b>	steel mesh	+\$0
<b>LBM</b>	crisp linen	+\$0
<b>LBN</b>	classic linen	+\$0
<b>LBP</b>	casual linen	+\$0
<b>LBQ</b>	white twill	+\$0
<b>LBR</b>	phantom ecru	+\$0
<b>LBS</b>	phantom cocoa	+\$0
<b>LBU</b>	medium matte walnut	+\$0
<b>LBV</b>	warm grey teak	+\$0
<b>LU</b>	soft white	+\$0
<b>WL</b>	sandstone	+\$0
<b>WN</b>	warm grey neutral	+\$0

Step 11. Lock		
<b>KA</b>	keyed alike	-\$10
<b>KC</b>	keyed differently, chrome	+\$0
<b>KD</b>	keyed differently, black	+\$0

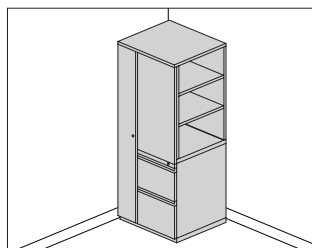
Step 12. Pull Finish		
<b>NH</b>	brushed nickel	+\$0
<b>NK</b>	black nickel	+\$0

Step 13. Wardrobe Interior		
<b>CH</b>	coat hook	+\$0
<b>CR</b>	coat rod	+\$15

Step 14. Drawer Interior		
<i>For file/file (R) or file/file/file (T)</i>		
<b>NN</b>	none	+\$0
<b>1M</b>	2 file converters in each file drawer	+\$25
<b>C51</b>	storage organizer including hanging file holder bin, utility tray and two containers <b>A</b>	+\$120
<i>For box/box/file (S) or box/box/file/file (V)</i>		
<b>NN</b>	none	+\$0
<b>2M</b>	drawer divider in box drawers, 2 file converters in file drawer	+\$25
<b>3M</b>	drawer divider in one box drawer, pencil tray in one box drawer, 2 file converters in file drawer	+\$25
<b>C51</b>	storage organizer including hanging file holder bin, utility tray and two containers <b>A</b>	+\$120

## W-Pull Storage Tower

LW300.  
LW310.



### Product Information

#### Description

This freestanding storage tower has a wardrobe on 1 side and the option of a storage case or side-facing bookcase on the other side. Pedestal is located opposite of wardrobe. The tower has a smooth-steel case, full-width pulls, and recessed base with 1" leveling glides. Available in 9 heights.

Actual tower depth is  $23\frac{1}{4}"$ . Actual tower width is  $23\frac{7}{8}"$ .

9"-wide wardrobe is available with a coat hook or coat rod.

15"-wide storage case is locking and has 1 or 2 adjustable shelves.

Shelves adjust in  $\frac{1}{4}"$  increments, starting 7" from the bottom of the storage case.

Side-facing bookcase is  $14\frac{1}{2}"$  deep and  $23\frac{1}{4}"$  wide. It includes 1 or 2 adjustable shelves that adjust in  $\frac{1}{4}"$  increments.

Pedestal is locking, with one lock securing all drawers. It includes a positive interlock system that permits only 1 drawer to open at a time.

Drawers are available in a variety of box and file drawer configurations.

Box drawers are available with full-extension or  $\frac{3}{4}$ -extension slides and include a drawer divider, utility tray or storage organizer. File drawers have full-extension slides and hold letter-size front-to-back hanging files. File converters are optional for letter-, legal- and A4-size side-to-side hanging files.

#### Notes

The following chart shows the number of adjustable shelves in each storage case/side-facing bookcase based on tower height:

#### Height—Shelves

46" h (45" actual)—1 shelf

53" h (52 $\frac{1}{2}"$  actual)—1 shelf

54" h (53 $\frac{1}{2}"$  actual)—1 shelf

57" h (56" actual)—1 shelf

62" h (61 $\frac{1}{2}"$  actual)—1 shelf

65" h (64 $\frac{1}{2}"$  actual)—2 shelves

67" h (66 $\frac{1}{2}"$  actual)—2 shelves

68" h (67" actual)—2 shelves

70" h (69 $\frac{1}{2}"$  actual)—2 shelves

Dimensional illustrations do not include all possible configurations.

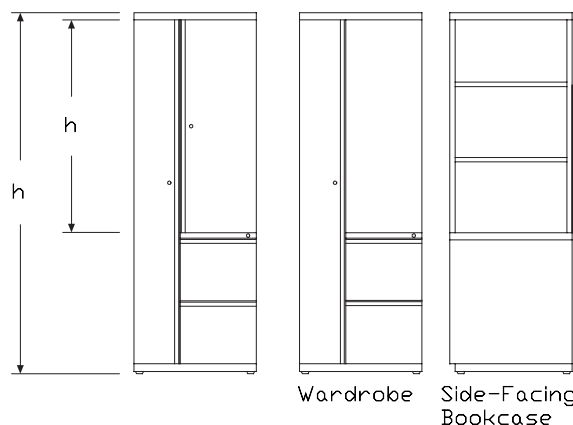
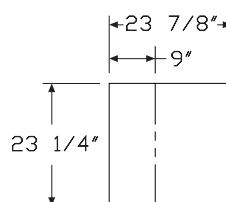
Order optional accessories separately:

- File compressor (LG908)
- File drawer organizer (LG901)
- Pedestal stationery divider (LG905)
- Storage organizer (LG910)

Storage organizer includes a hanging file holder, utility tray (pencil tray) and 2 containers. The storage organizer frame color matches the drawer interior; file holder and containers are g1 white; utility tray is black.

All locks in tower are factory installed and are keyed alike within the tower. For specific numbering choices, specify KA and order lock plugs separately. See Keyed-Alike Information in Appendices.

### Dimensions



# W-Pull Storage Tower *continued*

Specification Information					
Step 1.					
LW3					
Step 2. Storage Configuration					
00.	storage case				
10.	side-facing bookcase				
Step 3. Height					
46	46" high				
53	53" high				
54	54" high				
57	57" high				
62	62" high				
65	65" high				
67	67" high				
68	68" high				
70	70" high				
Step 4. Wardrobe Location					
L	wardrobe left				
R	wardrobe right				
Step 5. Drawer Configuration					
For 46" high (46), 53" high (53), 54" high (54), or 57" high (57)					
R	file/file				
S	box/box/file				
For 62" high (62), 65" high (65), 67" high (67), 68" high (68), or 70" high (70)					
R	file/file				
S	box/box/file				
T	file/file/file				
V	box/box/file/file				
Prices for Steps 1-5.					
		R	S	T	V
LW300.46	L	\$2086	2121	—	—
	R	\$2086	2121	—	—
	53	L	\$2119	2155	—
		R	\$2119	2155	—
	54	L	\$2140	2177	—
		R	\$2140	2177	—
	57	L	\$2161	2201	—
		R	\$2161	2201	—

<b>62 L</b>	\$2240	2278	2448	2490
<b>R</b>	\$2240	2278	2448	2490
<b>65 L</b>	\$2269	2306	2480	2520
<b>R</b>	\$2269	2306	2480	2520
<b>67 L</b>	\$2293	2331	2508	2549
<b>R</b>	\$2293	2331	2508	2549
<b>68 L</b>	\$2238	2274	2446	2485
<b>R</b>	\$2238	2274	2446	2485
<b>70 L</b>	\$2320	2358	2536	2578
<b>R</b>	\$2320	2358	2536	2578
	<b>R</b>	<b>S</b>	<b>T</b>	<b>V</b>
<b>LW310. 46 L</b>	\$2184	2219	—	—
<b>R</b>	\$2184	2219	—	—
<b>53 L</b>	\$2217	2254	—	—
<b>R</b>	\$2217	2254	—	—
<b>54 L</b>	\$2239	2277	—	—
<b>R</b>	\$2239	2277	—	—
<b>57 L</b>	\$2260	2298	—	—
<b>R</b>	\$2260	2298	—	—
<b>62 L</b>	\$2342	2380	2560	2601
<b>R</b>	\$2342	2380	2560	2601
<b>65 L</b>	\$2369	2408	2591	2631
<b>R</b>	\$2369	2408	2591	2631
<b>67 L</b>	\$2396	2433	2619	2660
<b>R</b>	\$2396	2433	2619	2660
<b>68 L</b>	\$2337	2373	2553	2592
<b>R</b>	\$2337	2373	2553	2592
<b>70 L</b>	\$2422	2461	2648	2691
<b>R</b>	\$2422	2461	2648	2691

Step 6. Slides			
<i>For file/file (R) or file/file/file (T)</i>			
<b>SB</b>	full-extension ball-bearing		+\$0
<i>For box/box/file (S) or box/box/file/file (V)</i>			
<b>SR</b>	¾-extension roller slides on box drawer, full-extension ball bearing on file drawer		+\$0
<b>SB</b>	full-extension ball-bearing		+\$50
Step 7. Paint/Steel Type			
<b>SS</b>	smooth paint on smooth steel		+\$0
<b>XS</b>	textured paint on smooth steel		+\$0



## W-Pull Storage Tower *continued*

### Step 8. Surface Finish

#### *For smooth paint on smooth steel (SS)*

<b>8Q</b>	folkstone grey	+\$0
<b>98</b>	studio white	+\$0
<b>BU</b>	black umber	+\$0
<b>CN</b>	metallic champagne	+\$0
<b>EH</b>	metallic bronze	+\$0
<b>HF</b>	inner tone light	+\$0
<b>LT</b>	light tone	+\$0
<b>LU</b>	soft white	+\$0
<b>MS</b>	metallic silver	+\$0
<b>MT</b>	medium tone	+\$0
<b>SG</b>	slate grey	+\$0
<b>WL</b>	sandstone	+\$0

#### Sand Texture Paint

#### *For textured paint on smooth steel (XS)*

<b>91</b>	white	+\$0
<b>98</b>	studio white	+\$0
<b>BK</b>	black	+\$0
<b>CL</b>	cool grey neutral	+\$0
<b>G1</b>	graphite	+\$0
<b>WN</b>	warm grey neutral	+\$0

### Step 9. Lock

<b>KA</b>	keyed alike	-\$10
<b>KC</b>	keyed differently, chrome	+\$0
<b>KD</b>	keyed differently, black	+\$0

### Step 10. Wardrobe Interior

<b>CH</b>	coat hook	+\$0
<b>CR</b>	coat rod	+\$15

### Step 11. Drawer Interior

#### *For file/file (R) or file/file/file (T)*

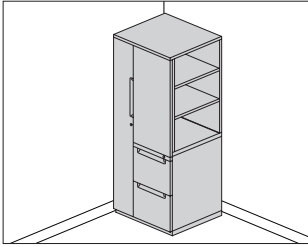
<b>NN</b>	none	+\$0
<b>1M</b>	2 file converters in each file drawer	+\$25
<b>C51</b>	storage organizer including hanging file holder bin, utility tray and two containers <span style="border: 1px solid black; padding: 0 2px;">A</span>	+\$120

#### *For box/box/file (S) or box/box/file/file (V)*

<b>NN</b>	none	+\$0
<b>2M</b>	drawer divider in box drawers, 2 file converters in file drawer	+\$25
<b>3M</b>	drawer divider in one box drawer, pencil tray in one box drawer, 2 file converters in file drawer	+\$25
<b>C51</b>	storage organizer including hanging file holder bin, utility tray and two containers <span style="border: 1px solid black; padding: 0 2px;">A</span>	+\$120

# V-Pull Storage Tower

LV300.  
LV310.



Tu® Metal Storage

## Product Information

### Description

This freestanding storage tower has a wardrobe on 1 side and the option of a storage case or side-facing bookcase on the other side. Pedestal is located opposite of wardrobe. The tower has a smooth-steel case, full-width recessed pulls, and recessed base with 1" leveling glides.

Available in 9 heights.

Actual tower depth is 23 1/4". Actual tower width is 23 7/8".

9"-wide wardrobe is available with a coat hook or coat rod.

15"-wide storage case is locking and has 1 or 2 adjustable shelves.

Shelves adjust in 1 1/4" increments, starting 7" from the bottom of the storage case.

Side-facing bookcase is 14 1/2" deep and 23 1/4" wide. It includes 1 or 2 adjustable shelves that adjust in 1 1/4" increments.

Pedestal is locking, with one lock securing all drawers. It includes a positive interlock system that permits only 1 drawer to open at a time. Drawers are available in a variety of box and file drawer configurations. Box drawers are available with full-extension or 3/4-extension slides and include a drawer divider, utility tray, or storage organizer. File drawers have full-extension slides and hold letter-size front-to-back hanging files. File converters are optional for letter-, legal- and A4-size side-to-side hanging files.

### Notes

The following chart shows the number of adjustable shelves in each storage case/side-facing bookcase based on tower height:

#### Height—Shelves

- 46" h (45" actual)—1 shelf
- 53" h (52 1/2" actual)—1 shelf
- 54" h (53 1/2" actual)—1 shelf
- 57" h (56" actual)—1 shelf
- 62" h (61 1/2" actual)—1 shelf
- 65" h (64 1/2" actual)—2 shelves
- 67" h (66 1/2" actual)—2 shelves
- 68" h (67" actual)—2 shelves
- 70" h (69 1/2" actual)—2 shelves

Dimensional illustrations do not include all possible configurations.

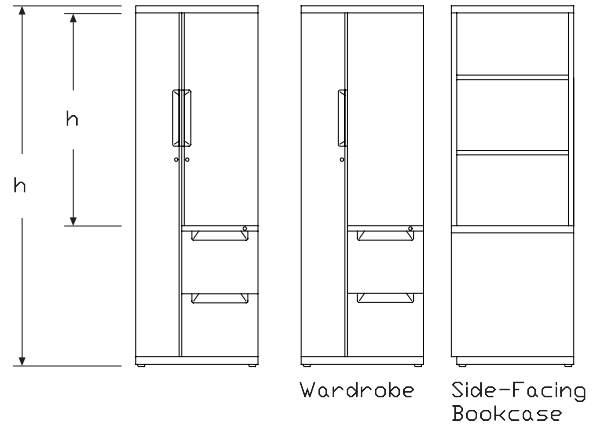
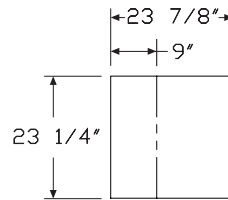
Order optional accessories separately:

- File compressor (LG908)
- File drawer organizer (LG901)
- Pedestal stationery divider (LG905)
- Storage organizer (LG910)

Storage organizer includes a hanging file holder, utility tray (pencil tray) and 2 containers. The storage organizer frame color matches the drawer interior; file holder and containers are 91 white; utility tray is black.

All locks in tower are factory installed and are keyed alike within the tower. For specific numbering choices, specify KA and order lock plugs separately. See Keyed-Alike Information in Appendices.

## Dimensions



# V-Pull Storage Tower *continued*

## Specification Information

Step 1.

**LV3**

## Step 2. Storage Configuration

**00.** storage case

**10.** side-facing bookcase

## Step 3. Height

**46** 46" high

**53** 53" high

**54** 54" high

**57** 57" high

**62** 62" high

**65** 65" high

**67** 67" high

**68** 68" high

**70** 70" high

## Step 4. Wardrobe Location

**L** wardrobe left

**R** wardrobe right

## Step 5. Drawer Configuration

*For 46" high (46), 53" high (53), 54" high (54), or 57" high (57)*

**R** file/file

**S** box/box/file

*For 62" high (62), 65" high (65), 67" high (67), 68" high (68), or 70" high (70)*

**R** file/file

**S** box/box/file

**T** file/file/file

**V** box/box/file/file

## Prices for Steps 1-5.

	R	S	T	V
<b>LV300. 46 L</b>	\$2364	2403	—	—
<b>R</b>	\$2364	2403	—	—
<b>53 L</b>	\$2400	2444	—	—
<b>R</b>	\$2400	2444	—	—
<b>54 L</b>	\$2424	2467	—	—
<b>R</b>	\$2424	2467	—	—
<b>57 L</b>	\$2450	2494	—	—
<b>R</b>	\$2450	2494	—	—

<b>62 L</b>	\$2537	2580	2774	2822
<b>R</b>	\$2537	2580	2774	2822
<b>65 L</b>	\$2569	2612	2809	2856
<b>R</b>	\$2569	2612	2809	2856
<b>67 L</b>	\$2601	2642	2842	2723
<b>R</b>	\$2601	2642	2842	2723
<b>68 L</b>	\$2534	2575	2769	2817
<b>R</b>	\$2534	2575	2769	2817
<b>70 L</b>	\$2631	2674	2875	2924
<b>R</b>	\$2631	2674	2875	2924

	R	S	T	V
<b>LV310. 46 L</b>	\$2476	2517	—	—
<b>R</b>	\$2476	2517	—	—
<b>53 L</b>	\$2513	2555	—	—
<b>R</b>	\$2513	2555	—	—
<b>54 L</b>	\$2536	2579	—	—
<b>R</b>	\$2536	2579	—	—
<b>57 L</b>	\$2562	2605	—	—
<b>R</b>	\$2562	2605	—	—
<b>62 L</b>	\$2653	2696	2899	2947
<b>R</b>	\$2653	2696	2899	2947
<b>65 L</b>	\$2685	2728	2934	2982
<b>R</b>	\$2685	2728	2934	2982
<b>67 L</b>	\$2716	2758	2969	3015
<b>R</b>	\$2716	2758	2969	3015
<b>68 L</b>	\$2646	2688	2894	2938
<b>R</b>	\$2646	2688	2894	2938
<b>70 L</b>	\$2745	2790	3001	3050
<b>R</b>	\$2745	2790	3001	3050

## Step 6. Slides

*For file/file (R) or file/file/file (T)*

**SB** full-extension ball-bearing +\$0

*For box/box/file (S) or box/box/file/file (V)*

**SR** ¾-extension roller slides on box drawer, full-extension ball bearing on file drawer +\$0

**SB** full-extension ball-bearing +\$50

## Step 7. Paint/Steel Type

**SS** smooth paint on smooth steel +\$0

**XS** textured paint on smooth steel +\$0

## V-Pull Storage Tower *continued*

Tu® Metal Storage

### Step 8. Surface Finish

#### *For smooth paint on smooth steel (SS)*

<b>8Q</b>	folkstone grey	+\$0
<b>98</b>	studio white	+\$0
<b>BU</b>	black umber	+\$0
<b>CN</b>	metallic champagne	+\$0
<b>EH</b>	metallic bronze	+\$0
<b>HF</b>	inner tone light	+\$0
<b>LT</b>	light tone	+\$0
<b>LU</b>	soft white	+\$0
<b>MS</b>	metallic silver	+\$0
<b>MT</b>	medium tone	+\$0
<b>SG</b>	slate grey	+\$0
<b>WL</b>	sandstone	+\$0

#### Sand Texture Paint

#### *For textured paint on smooth steel (XS)*

<b>91</b>	white	+\$0
<b>98</b>	studio white	+\$0
<b>BK</b>	black	+\$0
<b>CL</b>	cool grey neutral	+\$0
<b>G1</b>	graphite	+\$0
<b>WN</b>	warm grey neutral	+\$0

### Step 9. Lock

<b>KA</b>	keyed alike	-\$10
<b>KC</b>	keyed differently, chrome	+\$0
<b>KD</b>	keyed differently, black	+\$0

### Step 10. Wardrobe Interior

<b>CH</b>	coat hook	+\$0
<b>CR</b>	coat rod	+\$15

### Step 11. Drawer Interior

#### *For file/file (R) or file/file/file (T)*

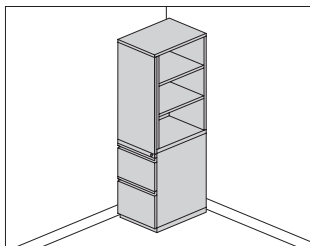
<b>NN</b>	none	+\$0
<b>1M</b>	2 file converters in each file drawer	+\$25
<b>C51</b>	storage organizer including hanging file holder bin, utility tray and two containers <span style="border: 1px solid black; padding: 0 2px;">A</span>	+\$120

#### *For box/box/file (S) or box/box/file/file (V)*

<b>NN</b>	none	+\$0
<b>2M</b>	drawer divider in box drawers, 2 file converters in file drawer	+\$25
<b>3M</b>	drawer divider in one box drawer, pencil tray in one box drawer, 2 file converters in file drawer	+\$25
<b>C51</b>	storage organizer including hanging file holder bin, utility tray and two containers <span style="border: 1px solid black; padding: 0 2px;">A</span>	+\$120

## W-Pull Storage Tower, No Wardrobe

LW320.  
LW330.



### Product Information

#### Description

This freestanding storage tower has a pedestal in the lower section and the option of a storage case or side-facing bookcase above. It has a smooth-steel case, full-width pulls, and recessed base with 1" leveling glides.

Storage case is locking and has 1 or 2 adjustable shelves. Shelves adjust in 1 1/4" increments.

Side-facing bookcase is 14 1/2" deep and 23 1/4" wide. It includes 1 or 2 adjustable shelves (except 42" high) that adjust in 1 1/4" increments.

Pedestal is locking, with one lock securing all drawers. It includes a positive interlock system that permits only 1 drawer to open at a time. Drawers are available in box/box/file or file/file configuration. Box drawers are available with full-extension or 3/4-extension slides and include a drawer divider, utility tray or storage organizer. File drawers have full-extension slides and hold letter-size front-to-back hanging files. File converters are optional for letter-, legal- and A4-size side-to-side hanging files.

#### Notes

The following chart shows the number of adjustable shelves in each storage case/side-facing bookcase based on tower height:

Height—Shelves

42" h (41" actual)—0 shelves

46" h (45" actual)—1 shelf

57" h (56" actual)—1 shelf

68" h (67" actual)—2 shelves

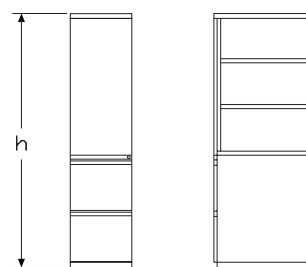
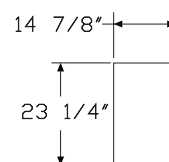
Order optional accessories separately:

- File compressor (LG908)
- File drawer organizer (LG901)
- Pedestal stationery divider (LG905)
- Storage organizer (LG910)

Storage organizer includes a hanging file holder, utility tray (pencil tray) and 2 containers. The storage organizer frame color matches the drawer interior; file holder and containers are 91 white; utility tray is black.

All locks in tower are factory installed and are keyed alike within the tower. For specific numbering choices, specify KA and order lock plugs separately. See Keyed-Alike Information in Appendices.

### Dimensions



# W-Pull Storage Tower, No Wardrobe *continued*

Tu® Metal Storage

Specification Information			
Step 1.			
<b>LW3</b>			
Step 2. Storage Configuration			
<b>20.</b>	storage case		
<b>30.</b>	side-facing bookcase		
Step 3. Height			
<i>For storage case (20.)</i>			
<b>46</b>	46" high		
<b>57</b>	57" high		
<b>68</b>	68" high		
<i>For side-facing bookcase (30.)</i>			
<b>42</b>	42" high		
<b>46</b>	46" high		
<b>57</b>	57" high		
<b>68</b>	68" high		
Step 4. Door or Bookcase Direction			
<b>L</b>	left-hinged door or left-facing bookcase		
<b>R</b>	right-hinged door or right-facing bookcase		
Step 5. Drawer Configuration			
<b>R</b>	file/file		
<b>S</b>	box/box/file		
Prices for Steps 1-5.			
		<b>R</b>	<b>S</b>
<b>LW320.46 L</b>		\$1472	1498
<b>R</b>		\$1472	1498
<b>57 L</b>		\$1527	1552
<b>R</b>		\$1527	1552
<b>68 L</b>		\$1579	1607
<b>R</b>		\$1579	1607
		<b>R</b>	<b>S</b>
<b>LW330.42 L</b>		\$1463	1486
<b>R</b>		\$1463	1486
<b>46 L</b>		\$1515	1541
<b>R</b>		\$1515	1541
<b>57 L</b>		\$1570	1597
<b>R</b>		\$1570	1597
<b>68 L</b>		\$1625	1654
<b>R</b>		\$1625	1654

Step 6. Slides		
<i>For file/file (R)</i>		
<b>SB</b>	full-extension ball-bearing	+\$0
<i>For box/box/file (S)</i>		
<b>SR</b>	¾-extension roller slides on box drawer, full-extension ball bearing on file drawer	+\$0
<b>SB</b>	full-extension ball-bearing	+\$50
Step 7. Paint/Steel Type		
<b>SS</b>	smooth paint on smooth steel	+\$0
<b>XS</b>	textured paint on smooth steel	+\$0
Step 8. Surface Finish		
<i>For smooth paint on smooth steel (SS)</i>		
<b>8Q</b>	folkstone grey	+\$0
<b>98</b>	studio white	+\$0
<b>BU</b>	black umber	+\$0
<b>CN</b>	metallic champagne	+\$0
<b>EH</b>	metallic bronze	+\$0
<b>HF</b>	inner tone light	+\$0
<b>LT</b>	light tone	+\$0
<b>LU</b>	soft white	+\$0
<b>MS</b>	metallic silver	+\$0
<b>MT</b>	medium tone	+\$0
<b>SG</b>	slate grey	+\$0
<b>WL</b>	sandstone	+\$0
Sand Texture Paint		
<i>For textured paint on smooth steel (XS)</i>		
<b>91</b>	white	+\$0
<b>98</b>	studio white	+\$0
<b>BK</b>	black	+\$0
<b>CL</b>	cool grey neutral	+\$0
<b>G1</b>	graphite	+\$0
<b>WN</b>	warm grey neutral	+\$0
Step 9. Lock		
<b>KA</b>	keyed alike	-\$10
<b>KC</b>	keyed differently, chrome	+\$0
<b>KD</b>	keyed differently, black	+\$0

## W-Pull Storage Tower, No Wardrobe *continued*

### Step 10. Drawer Interior

#### *For file/file (R)*

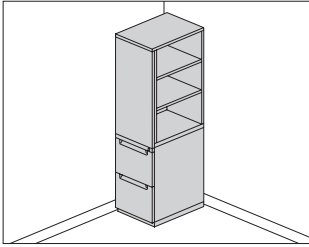
<b>NN</b>	none	+\$0
<b>1M</b>	2 file converters in each file drawer	+\$25
<b>C51</b>	storage organizer including hanging file holder bin, utility tray and two containers <b>A</b>	+\$120

#### *For box/box/file (S)*

<b>NN</b>	none	+\$0
<b>2M</b>	drawer divider in box drawers, 2 file converters in file drawer	+\$25
<b>3M</b>	drawer divider in one box drawer, pencil tray in one box drawer, 2 file converters in file drawer	+\$25
<b>C51</b>	storage organizer including hanging file holder bin, utility tray and two containers <b>A</b>	+\$120

## V-Pull Storage Tower, No Wardrobe

LV320.  
LV330.



### Product Information

#### Description

This freestanding storage tower has a pedestal in the lower section and the option of a storage case or side-facing bookcase above. It has a smooth-steel case, full-width recessed pulls, and recessed base with 1" leveling glides.

Storage case is locking and has 1 or 2 adjustable shelves. Shelves adjust in 1 1/4" increments.

Side-facing bookcase is 14 1/2" deep and 23 1/4" wide. It includes 1 or 2 adjustable shelves (except 42" high) that adjust in 1 1/4" increments.

Pedestal is locking, with one lock securing all drawers. It includes a positive interlock system that permits only 1 drawer to open at a time. Drawers are available in box/box/file or file/file configuration. Box drawers are available with full-extension or 3/4-extension slides. File drawers have full-extension slides and hold letter-size front-to-back hanging files. File converters are optional for letter-, legal- and A4-size side-to-side hanging files.

#### Notes

42"-high tower is available with side-facing bookcase only.

The following chart shows the number of adjustable shelves in each storage case/side-facing bookcase based on tower height:

#### Height—Shelves

42" h (41" actual)—0 shelves

46" h (45" actual)—1 shelf

57" h (56" actual)—1 shelf

68" h (67" actual)—2 shelves

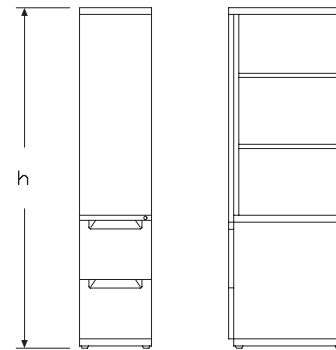
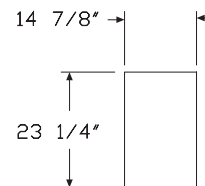
Order optional accessories separately:

- File compressor (LG908)
- File drawer organizer (LG901)
- Pedestal stationery divider (LG905)
- Storage organizer (LG910)

Storage organizer includes a hanging file holder, utility tray (pencil tray) and 2 containers. The storage organizer frame color matches the drawer interior; file holder and containers are 91 white; utility tray is black.

All locks in tower are factory installed and are keyed alike within the tower. For specific numbering choices, specify KA and order lock plugs separately. See Keyed-Alike Information in Appendices.

### Dimensions





# V-Pull Storage Tower, No Wardrobe *continued*

Specification Information		
Step 1.		
LV3		
Step 2. Storage Configuration		
20.	storage case	
30.	side-facing bookcase	
Step 3. Height		
For storage case (20.)		
46	46" high	
57	57" high	
68	68" high	
For side-facing bookcase (30.)		
42	42" high	
46	46" high	
57	57" high	
68	68" high	
Step 4. Door or Bookcase Direction		
L	left-hinged door or left-facing bookcase	
R	right-hinged door or right-facing bookcase	
Step 5. Drawer Configuration		
R	file/file	
S	box/box/file	
Prices for Steps 1-5.		
	R	S
LV320. 46 L	\$1664	1693
R	\$1664	1693
57 L	\$1724	1755
R	\$1724	1755
68 L	\$1784	1816
R	\$1784	1816
	R	S
LV330. 42 L	\$1653	1680
R	\$1653	1680
46 L	\$1712	1742
R	\$1712	1742
57 L	\$1773	1803
R	\$1773	1803
68 L	\$1837	1869
R	\$1837	1869

Step 6. Slides		
<i>For file/file (R)</i>		
<b>SB</b>	full-extension ball-bearing	+\$0
<i>For box/box/file (S)</i>		
<b>SR</b>	¾-extension roller slides on box drawer, full-extension ball bearing on file drawer	+\$0
<b>SB</b>	full-extension ball-bearing	+\$50
Step 7. Paint/Steel Type		
<b>SS</b>	smooth paint on smooth steel	+\$0
<b>XS</b>	textured paint on smooth steel	+\$0
Step 8. Surface Finish		
<i>For smooth paint on smooth steel (SS)</i>		
<b>8Q</b>	folkstone grey	+\$0
<b>98</b>	studio white	+\$0
<b>BU</b>	black umber	+\$0
<b>CN</b>	metallic champagne	+\$0
<b>EH</b>	metallic bronze	+\$0
<b>HF</b>	inner tone light	+\$0
<b>LT</b>	light tone	+\$0
<b>LU</b>	soft white	+\$0
<b>MS</b>	metallic silver	+\$0
<b>MT</b>	medium tone	+\$0
<b>SG</b>	slate grey	+\$0
<b>WL</b>	sandstone	+\$0
Sand Texture Paint		
<i>For textured paint on smooth steel (XS)</i>		
<b>91</b>	white	+\$0
<b>98</b>	studio white	+\$0
<b>BK</b>	black	+\$0
<b>CL</b>	cool grey neutral	+\$0
<b>G1</b>	graphite	+\$0
<b>WN</b>	warm grey neutral	+\$0
Step 9. Lock		
<b>KA</b>	keyed alike	-\$10
<b>KC</b>	keyed differently, chrome	+\$0
<b>KD</b>	keyed differently, black	+\$0

V-Pull Storage Tower, No  
Wardrobe *continued*

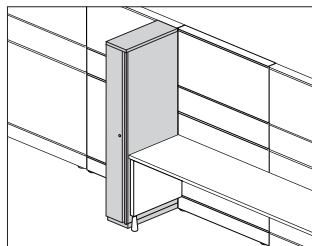
Tu® Metal Storage

Step 10. Drawer Interior

<i>For file/file (R)</i>		
<b>NN</b>	none	+\$0
<b>1M</b>	2 file converters in each file drawer	+\$25
<b>C51</b>	storage organizer including hanging file holder bin, utility tray and two containers <b>A</b>	+\$120
<i>For box/box/file (S)</i>		
<b>NN</b>	none	+\$0
<b>2M</b>	drawer divider in box drawers, 2 file converters in file drawer	+\$25
<b>3M</b>	drawer divider in one box drawer, pencil tray in one box drawer, 2 file converters in file drawer	+\$25
<b>C51</b>	storage organizer including hanging file holder bin, utility tray and two containers <b>A</b>	+\$120

# W-Pull Wardrobe Cabinet

LW380.



## Product Information

### Description

This single wardrobe attaches to a Canvas frame, another tower or cabinet, or an architectural wall. It has a smooth-steel case, an integrated pull, and recessed base with 1" leveling glides. The interior is available with a coat rod or coat hook.

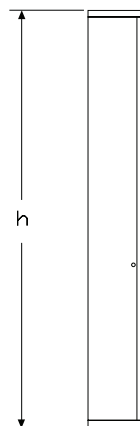
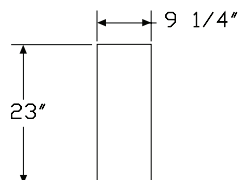
Actual cabinet height is 41", 45", 56", or 67".

### Notes

Wardrobe cannot be used freestanding. It must be anchored to another tower or cabinet, or be attached to a frame or architectural wall.

For keyed-alike locks, order lock plugs separately. See Keyed-Alike Information in Appendices.

### Dimensions



## Specification Information

### Step 1.

**LW380.**

### Step 2. Height

<b>42</b>	42" high
<b>46</b>	46" high
<b>57</b>	57" high
<b>68</b>	68" high

### Step 3. Configuration

<b>L</b>	left-hinged door
<b>R</b>	right-hinged door

### Prices for Steps 1-3.

	<b>L</b>	<b>R</b>
<b>LW380. 42</b>	\$1048	1048
<b>46</b>	\$1086	1086
<b>57</b>	\$1125	1125
<b>68</b>	\$1165	1165

### Step 4. Attachment

<b>F8</b>	Canvas frame attachment	+\$0
<b>F5</b>	tower/cabinet attachment	+\$0

### Step 5. Paint/Steel Type

<b>SS</b>	smooth paint on smooth steel	+\$0
<b>XS</b>	textured paint on smooth steel	+\$0

### Step 6. Surface Finish

#### For smooth paint on smooth steel (SS)

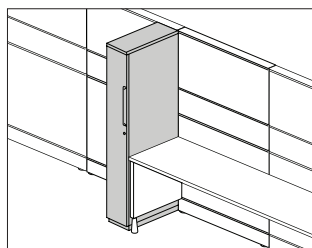
<b>8Q</b>	folkstone grey	+\$0
<b>98</b>	studio white	+\$0
<b>BU</b>	black umber	+\$0
<b>CN</b>	metallic champagne	+\$0
<b>EH</b>	metallic bronze	+\$0
<b>HF</b>	inner tone light	+\$0
<b>LT</b>	light tone	+\$0
<b>LU</b>	soft white	+\$0
<b>MS</b>	metallic silver	+\$0
<b>MT</b>	medium tone	+\$0
<b>SG</b>	slate grey	+\$0
<b>WL</b>	sandstone	+\$0

Tu® Metal Storage

Sand Texture Paint		
<i>For textured paint on smooth steel (XS)</i>		
91	white	+\$0
98	studio white	+\$0
BK	black	+\$0
CL	cool grey neutral	+\$0
G1	graphite	+\$0
WN	warm grey neutral	+\$0
Step 7. Interior		
CR	coat rod	+\$15
CH	coat hook	+\$15
Step 8. Lock		
KA	keyed alike	-\$10
KC	keyed differently, chrome	+\$0
KD	keyed differently, black	+\$0

# V-Pull Wardrobe Cabinet

LV380.



## Product Information

### Description

This single wardrobe attaches to a Canvas frame, another tower or cabinet, or an architectural wall. It has a smooth-steel case, a recessed pull, and recessed base with 1" leveling glides. The interior is available with a coat rod or coat hook.

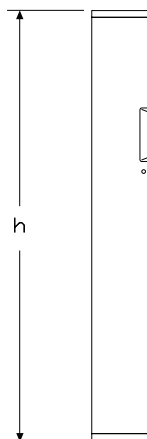
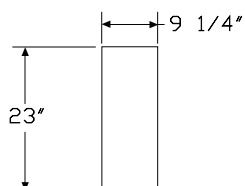
Actual cabinet height is 41", 45", 56", or 67".

### Notes

Wardrobe cannot be used freestanding. It must be anchored to another tower or cabinet, or be attached to a frame or architectural wall.

For keyed-alike locks, order lock plugs separately. See Keyed-Alike Information in Appendices.

### Dimensions



## Specification Information

### Step 1.

**LV380.**

### Step 2. Height

<b>42</b>	42" high
<b>46</b>	46" high
<b>57</b>	57" high
<b>68</b>	68" high

### Step 3. Configuration

<b>L</b>	left-hinged door
<b>R</b>	right-hinged door

### Prices for Steps 1-3.

	<b>L</b>	<b>R</b>
<b>LV380. 42</b>	\$1047	1047
<b>46</b>	\$1084	1084
<b>57</b>	\$1122	1122
<b>68</b>	\$1161	1161

### Step 4. Attachment

<b>F8</b>	Canvas frame attachment	+\$0
<b>F5</b>	tower/cabinet attachment	+\$0

### Step 5. Paint/Steel Type

<b>SS</b>	smooth paint on smooth steel	+\$0
<b>XS</b>	textured paint on smooth steel	+\$0

### Step 6. Surface Finish

#### For smooth paint on smooth steel (SS)

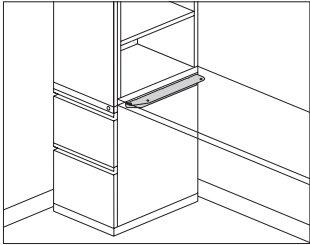
<b>8Q</b>	folkstone grey	+\$0
<b>98</b>	studio white	+\$0
<b>BU</b>	black umber	+\$0
<b>CN</b>	metallic champagne	+\$0
<b>EH</b>	metallic bronze	+\$0
<b>HF</b>	inner tone light	+\$0
<b>LT</b>	light tone	+\$0
<b>LU</b>	soft white	+\$0
<b>MS</b>	metallic silver	+\$0
<b>MT</b>	medium tone	+\$0
<b>SG</b>	slate grey	+\$0
<b>WL</b>	sandstone	+\$0

Tu® Metal Storage

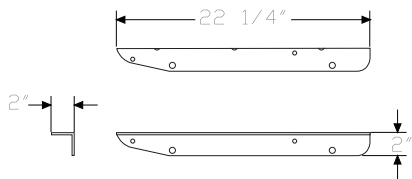
Sand Texture Paint		
<i>For textured paint on smooth steel (XS)</i>		
91	white	+\$0
98	studio white	+\$0
BK	black	+\$0
CL	cool grey neutral	+\$0
G1	graphite	+\$0
WN	warm grey neutral	+\$0
Step 7. Interior		
CR	coat rod	+\$15
CH	coat hook	+\$15
Step 8. Lock		
KA	keyed alike	-\$10
KC	keyed differently, chrome	+\$0
KD	keyed differently, black	+\$0

Tu® Storage Tower Attachment Bracket

LG692



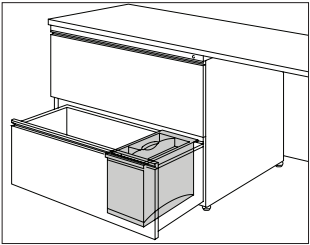
Product Information
Description
This bracket attaches to the side of a Tu Metal storage tower to support 1 end of a 24" deep surface, eliminating the need for a support leg or cantilever. Finish is black. Attachment hardware included.
Notes
Bracket must attach to the pedestal side of a metal storage tower. Bracket does not provide support for a panel or frame.
Dimensions



Specification Information
Step 1.
LG692

\$43

Tu® Metal Storage

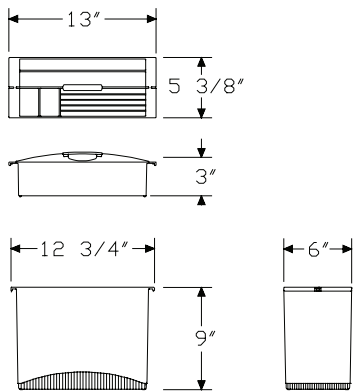


Tu® Metal Storage

Product Information

**Description**  
This 2-sectioned organizer fits into any file drawer arranged for letter-size filing. The removable top section stores computer disks and other small items. The bottom section stores larger items or can be divided into 3 compartments; it includes 2 vertical dividers. Finish is black umber.

Dimensions



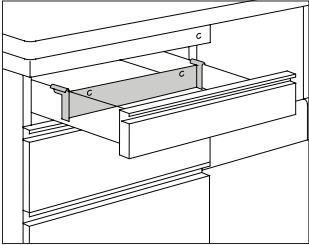
Specification Information

Step 1.  
**LG901** \$79



Drawer Divider, Tu® Pedestal

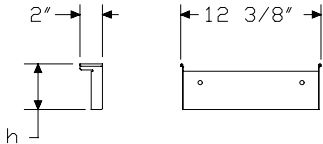
LG903.



Product Information
Description
This adjustable divider is used in a pencil or box drawer. Finish is black umber.
Notes
Divider can be used in the following products:
<ul style="list-style-type: none"><li>• 5000 Series furniture with B- and F-pull pedestals</li><li>• Tu® Q-, R-, T-, V-, and W-pull pedestals</li><li>• Tu storage towers</li></ul>
Dimensions

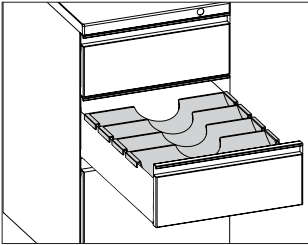
Specification Information
Step 1.
LG903.
Step 2. Usage
3 for pencil drawer
6 for box drawer
Prices for Steps 1-2.
LG903. 3
6

Tu® Metal Storage



Stationery Divider, Tu® Pedestal

LG905



Tu® Metal Storage

Product Information

Description

These 4 removable dividers are used in box drawers. Finish is black umber.

Notes

Dividers can be used in the following products:

- 5000 Series furniture with B- and F-pull pedestals
- Tu® Q-, R-, T-, V-, and W-pull pedestals
- Tu storage towers

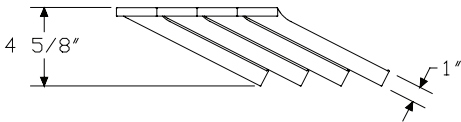
Dimensions

Specification Information

Step 1.

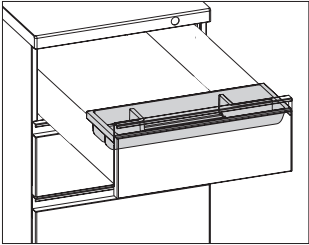
LG905

\$55



Utility Tray, Tu® Pedestal

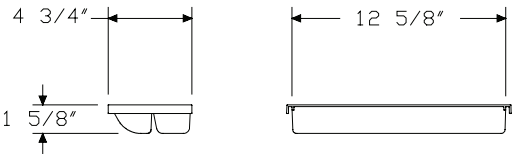
LG906

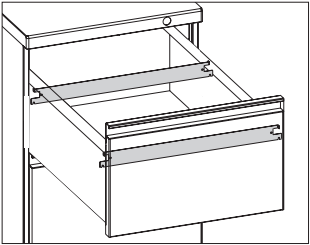


Product Information
Description
This sectioned tray stores pencils and small items in a pencil or box drawer. Finish is black umber.
Notes
Tray can be used in the following products: <ul style="list-style-type: none"><li>• 5000 Series furniture with B- and F-pull pedestals</li><li>• Tu® Q-, R-, T-, V-, and W-pull pedestals</li><li>• Tu storage towers</li></ul>
Dimensions

Specification Information
Step 1.
LG906
\$20

Tu® Metal Storage





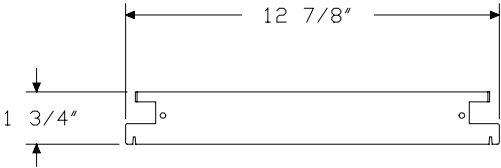
Tu® Metal Storage

Product Information

**Description**  
These black umber bars convert a file drawer to hold letter-, legal-, and A4-size side-to-side hanging files. 2 converters are used per drawer. Package contains 4.

- Notes**
- Converters can be used in the following products:
- 5000 Series furniture with B- and F-pull pedestals
  - Tu® Q-, R-, T-, V-, and W-pull pedestals
  - Tu storage towers

Dimensions

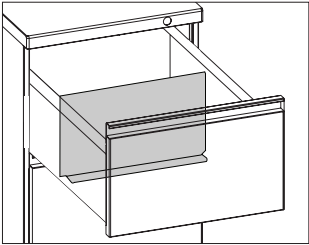


Specification Information

Step 1.  
**LG907** \$28

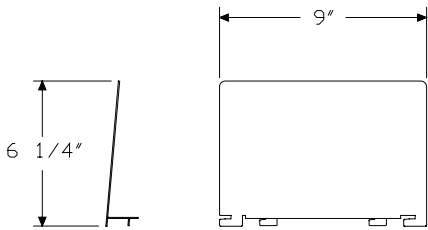
File Compressor, Tu®

LG908



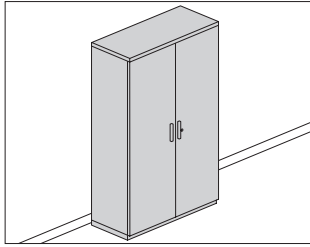
Product Information
Description
These compressors lock into slots in the bottom of a pedestal file drawer to divide non-hanging files. Finish is black umber. Package contains 4.
Notes
Compressors can be used in the following products:
<ul style="list-style-type: none"><li>• 5000 Series furniture with B- and F-pull pedestals</li><li>• Tu® Q-, R-, T-, V-, and W-pull pedestals</li><li>• Tu storage towers</li></ul>
Dimensions

Specification Information
Step 1.
LG908
\$46



# Bar-Pull Storage Case

LK400D  
LK400L



Tu® Metal Storage

## Product Information

### Description

This freestanding storage case is smooth-steel with hinged doors that open to 110° and has painted metal or laminate fronts and applied metal bar pulls. It includes 1 or more shelves, depending on height. Shelves adjust in 1¼" increments. All bases have ¾" leveling glides. Available in 3 widths and 4 heights.

Actual case depth is 19⅜". Actual width is 29½", 35½", or 41½".

### Notes

The following chart shows the number of adjustable shelves in each storage case and vertical clearance between shelves when evenly spaced:

Height—Shelves—Bottom space—Mid-space—Top space

26" h (27¼" actual)—1 shelf—11⅞"—n/a—10½"

38" h (39⅞" actual)—2 shelves—11⅞"—12⅝"—8⅞"

51" h (51½" actual)—3 shelves—11⅞"—(2) 12⅝"—7½"

64" h (64⅞" actual)—4 shelves—11⅞"—(3) 12⅝"—7⅞"

Coat rod (option CR) may be specified in place of shelves.

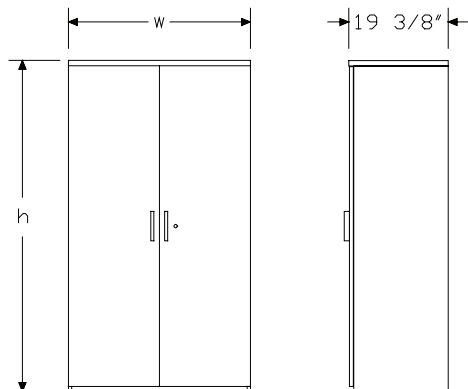
Coat rod option does not allow shelves to be added later.

Dimensional illustrations do not include all possible configurations.

Order additional storage shelf (LG940.) separately.

For keyed-alike locks, order lock plugs separately. See Keyed-Alike Information in appendices.

### Dimensions



## Specification Information

### Step 1.

#### LK400

### Step 2. Front Material

- D.** painted metal front
- L.** laminate front

### Step 3. Width

- 30** 30" wide
- 36** 36" wide
- 42** 42" wide

### Step 4. Height

- 26** 26" high
- 38** 38" high
- 51** 51" high
- 64** 64" high

### Prices for Steps 1-4.

	26	38	51	64
<b>LK400D. 30</b>	\$993	1186	1520	1691
<b>36</b>	\$1125	1340	1642	1825
<b>42</b>	\$1270	1514	1774	1973
<b>LK400L. 30</b>	\$1119	1336	1714	1906
<b>36</b>	\$1267	1510	1850	2057
<b>42</b>	\$1432	1707	2000	2224

### Step 5. Paint/Steel Type

- SS** smooth paint on smooth steel +\$0
- XS** textured paint on smooth steel +\$0

### Step 6. Surface Finish

#### For smooth paint on smooth steel (SS)

- 8Q** folkstone grey +\$0
- 98** studio white +\$0
- BU** black umber +\$0
- HF** inner tone light +\$0
- LT** light tone +\$0
- LU** soft white +\$0
- MT** medium tone +\$0
- SG** slate grey +\$0
- WL** sandstone +\$0

*For smooth paint on smooth steel (SS)*

<b>CN</b>	metallic champagne	+\$0
<b>EH</b>	metallic bronze	+\$0
<b>MS</b>	metallic silver	+\$0

## Sand Texture Paint

*For textured paint on smooth steel (XS)*

<b>91</b>	white	+\$0
<b>98</b>	studio white	+\$0
<b>BK</b>	black	+\$0
<b>CL</b>	cool grey neutral	+\$0
<b>G1</b>	graphite	+\$0
<b>WN</b>	warm grey neutral	+\$0

## Step 7. Front Finish

*For laminate front (L.)*

<b>76</b>	light brown walnut	+\$0
<b>8Q</b>	folkstone grey	+\$0
<b>91</b>	white	+\$0
<b>98</b>	studio white	+\$0
<b>CL</b>	cool grey neutral	+\$0
<b>HM</b>	natural maple	+\$0
<b>HP</b>	light anigre	+\$0
<b>HX</b>	aged cherry	+\$0
<b>HY</b>	walnut on cherry	+\$0
<b>LA</b>	light ash	+\$0
<b>LBA</b>	clear on ash	+\$0
<b>LBB</b>	oak on ash	+\$0
<b>LBC</b>	walnut on ash	+\$0
<b>LBD</b>	dark brown walnut	+\$0
<b>LBE</b>	medium red walnut	+\$0
<b>LBF</b>	neutral twill	+\$0
<b>LBG</b>	sarum twill	+\$0
<b>LBH</b>	earthen twill	+\$0
<b>LBJ</b>	graphite twill	+\$0
<b>LBK</b>	pewter mesh	+\$0
<b>LBL</b>	steel mesh	+\$0
<b>LBM</b>	crisp linen	+\$0
<b>LBN</b>	classic linen	+\$0
<b>LBP</b>	casual linen	+\$0
<b>LBQ</b>	white twill	+\$0
<b>LBR</b>	phantom ecru	+\$0
<b>LBS</b>	phantom cocoa	+\$0
<b>LBU</b>	medium matte walnut	+\$0
<b>LBV</b>	warm grey teak	+\$0
<b>LU</b>	soft white	+\$0
<b>WL</b>	sandstone	+\$0
<b>WN</b>	warm grey neutral	+\$0

## Step 8. Interior

*For 64" high (64)*

<b>CR</b>	coat rod	-\$148
<b>NS4</b>	4 shelves total	+\$0

## Step 9. Lock

<b>KA</b>	keyed alike	-\$10
<b>KC</b>	keyed differently, chrome	+\$0
<b>KD</b>	keyed differently, black	+\$0

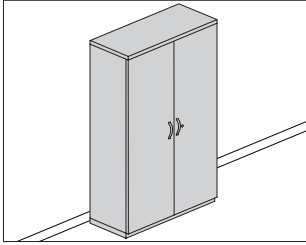
Tu® Metal Storage

Step 10. Pull Finish		
Metallic Paint		
CN	metallic champagne	+\$0
MS	metallic silver	+\$0
Sand Texture Paint		
79	green apple	+\$15
BK	black	+\$0
MY3	yellow oxide	+\$15
RO	red	+\$15
TRQ	turquoise	+\$15
Smooth Paint		
8Q	folkstone grey	+\$0
91	white	+\$0
98	studio white	+\$0
G1	graphite	+\$0
WL	sandstone	+\$0



# Arc Pull Storage Case

LQ400D  
LQ400L



## Product Information

### Description

This freestanding storage case is smooth-steel with hinged doors that open to 110° and has painted metal or laminate fronts and applied metal arc pulls. It includes 1 or more shelves, depending on height. Shelves adjust in 1<sup>1</sup>/<sub>4</sub>" increments. All bases have 3<sup>3</sup>/<sub>4</sub>" leveling glides. Available in 3 widths and 4 heights.

Actual case depth is 19<sup>3</sup>/<sub>8</sub>". Actual width is 29<sup>1</sup>/<sub>2</sub>", 35<sup>1</sup>/<sub>2</sub>", or 41<sup>1</sup>/<sub>2</sub>".

### Notes

Pull design conforms to guidelines of Americans with Disabilities Act (ADA).

The following chart shows the number of adjustable shelves in each storage case and vertical clearance between shelves when evenly spaced:

Height—Shelves—Bottom space—Mid-space—Top space

26" h (27<sup>1</sup>/<sub>4</sub>" actual)—1 shelf—11<sup>7</sup>/<sub>8</sub>"—n/a—10<sup>1</sup>/<sub>2</sub>"

38" h (39<sup>3</sup>/<sub>8</sub>" actual)—2 shelves—11<sup>7</sup>/<sub>8</sub>"—12<sup>5</sup>/<sub>8</sub>"—8<sup>7</sup>/<sub>8</sub>"

51" h (51<sup>1</sup>/<sub>2</sub>" actual)—3 shelves—11<sup>7</sup>/<sub>8</sub>"—(2) 12<sup>5</sup>/<sub>8</sub>"—7<sup>1</sup>/<sub>2</sub>"

64" h (64<sup>7</sup>/<sub>8</sub>" actual)—4 shelves—11<sup>7</sup>/<sub>8</sub>"—(3) 12<sup>5</sup>/<sub>8</sub>"—7<sup>3</sup>/<sub>8</sub>"

Coat rod (option CR) may be specified in place of shelves.

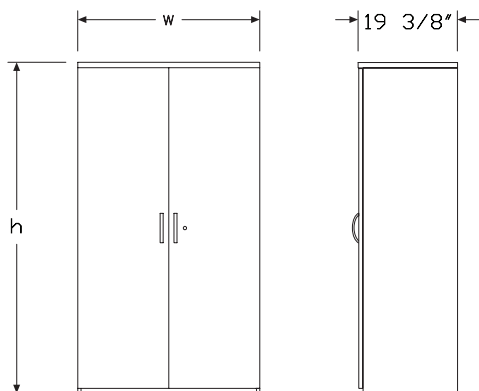
Coat rod option does not allow shelves to be added later.

Dimensional illustrations do not include all possible configurations.

Order additional storage shelf (LG940.) separately.

For keyed-alike locks, order lock plugs separately. See Keyed-Alike Information in appendices.

## Dimensions



## Specification Information

### Step 1.

#### LQ400

### Step 2. Front Material

**D.** painted metal front

**L.** laminate front

### Step 3. Width

**30** 30" wide

**36** 36" wide

**42** 42" wide

### Step 4. Height

**26** 26" high

**38** 38" high

**51** 51" high

**64** 64" high

### Prices for Steps 1-4.

	26	38	51	64
<b>LQ400D. 30</b>	\$993	1186	1520	1691
<b>36</b>	\$1125	1340	1642	1825
<b>42</b>	\$1270	1514	1774	1973
<b>LQ400L. 30</b>	\$1119	1336	1714	1906
<b>36</b>	\$1267	1510	1850	2057
<b>42</b>	\$1432	1707	2000	2224

### Step 5. Paint/Steel Type

**SS** smooth paint on smooth steel +\$0

**XS** textured paint on smooth steel +\$0

## Step 6. Surface Finish

## For smooth paint on smooth steel (SS)

<b>8Q</b>	folkstone grey	+\$0
<b>98</b>	studio white	+\$0
<b>BU</b>	black umber	+\$0
<b>CN</b>	metallic champagne	+\$0
<b>EH</b>	metallic bronze	+\$0
<b>HF</b>	inner tone light	+\$0
<b>LT</b>	light tone	+\$0
<b>LU</b>	soft white	+\$0
<b>MS</b>	metallic silver	+\$0
<b>MT</b>	medium tone	+\$0
<b>SG</b>	slate grey	+\$0
<b>WL</b>	sandstone	+\$0

## Sand Texture Paint

## For textured paint on smooth steel (XS)

<b>91</b>	white	+\$0
<b>98</b>	studio white	+\$0
<b>BK</b>	black	+\$0
<b>CL</b>	cool grey neutral	+\$0
<b>G1</b>	graphite	+\$0
<b>WN</b>	warm grey neutral	+\$0

## Step 7. Front Finish

## For laminate front (L.)

<b>76</b>	light brown walnut	+\$0
<b>8Q</b>	folkstone grey	+\$0
<b>91</b>	white	+\$0
<b>98</b>	studio white	+\$0
<b>CL</b>	cool grey neutral	+\$0
<b>HM</b>	natural maple	+\$0
<b>HP</b>	light anigre	+\$0
<b>HX</b>	aged cherry	+\$0
<b>HY</b>	walnut on cherry	+\$0
<b>LA</b>	light ash	+\$0
<b>LBA</b>	clear on ash	+\$0
<b>LBB</b>	oak on ash	+\$0
<b>LBC</b>	walnut on ash	+\$0
<b>LBD</b>	dark brown walnut	+\$0
<b>LBE</b>	medium red walnut	+\$0
<b>LBF</b>	neutral twill	+\$0
<b>LBG</b>	sarum twill	+\$0
<b>LBH</b>	earthen twill	+\$0
<b>LBJ</b>	graphite twill	+\$0
<b>LBK</b>	pewter mesh	+\$0
<b>LBL</b>	steel mesh	+\$0
<b>LBM</b>	crisp linen	+\$0
<b>LBN</b>	classic linen	+\$0
<b>LBP</b>	casual linen	+\$0
<b>LBQ</b>	white twill	+\$0
<b>LBR</b>	phantom ecru	+\$0
<b>LBS</b>	phantom cocoa	+\$0
<b>LBU</b>	medium matte walnut	+\$0
<b>LBV</b>	warm grey teak	+\$0
<b>LU</b>	soft white	+\$0
<b>WL</b>	sandstone	+\$0
<b>WN</b>	warm grey neutral	+\$0

## Step 8. Interior

## For 64" high (64)

<b>CR</b>	coat rod	-\$148
<b>NS4</b>	4 shelves total	+\$0

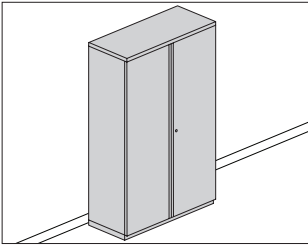
## Step 9. Lock

<b>KA</b>	keyed alike	-\$10
<b>KC</b>	keyed differently, chrome	+\$0
<b>KD</b>	keyed differently, black	+\$0

Step 10. Pull Finish		
<b>NH</b>	brushed nickel	+\$0
<b>NK</b>	black nickel	+\$0

W-Pull Storage Case

LW400.



Tu® Metal Storage

Product Information

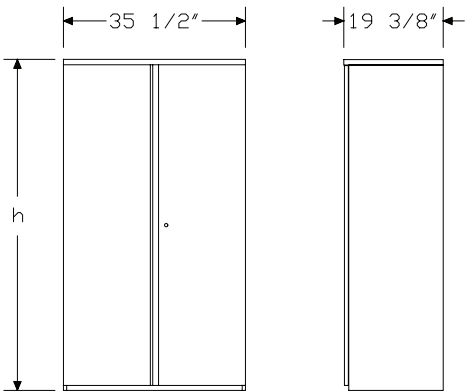
Description

This freestanding storage case is smooth-steel with hinged doors that open to 110° and has integrated pulls. It includes 1 or more shelves, depending on height. Shelves adjust in 1/4" increments. All bases have 3/4" leveling glides. Available in 3 widths and 4 heights.  
Actual case depth is 19 3/8". Actual width is 29 1/2", 35 1/2", or 41 1/2".

Notes

The following chart shows the number of adjustable shelves in each storage case and vertical clearance between shelves when evenly spaced:  
Height—Shelves—Bottom space—Mid-space—Top space  
26" h (27 1/4" actual)—1 shelf—11 7/8"—n/a—10 1/2"  
38" h (39 1/8" actual)—2 shelves—11 7/8"—12 5/8"—8 7/8"  
51" h (51 1/2" actual)—3 shelves—11 7/8"—(2) 12 5/8"—7 1/2"  
64" h (64 7/8" actual)—4 shelves—11 7/8"—(3) 12 5/8"—7 3/8"  
Coat rod (option CR) may be specified in place of shelves.  
Coat rod option does not allow shelves to be added later.  
Dimensional illustrations do not include all possible configurations.  
Order additional storage shelf (LG940.) separately.  
For keyed-alike locks, order lock plugs separately. See Keyed-Alike Information in Appendices.

Dimensions



Specification Information

Step 1.

LW400.

Step 2. Width

30	30" wide
36	36" wide
42	42" wide

Step 3. Height

26	26" high
38	38" high
51	51" high
64	64" high

Prices for Steps 1-3.

	26	38	51	64
LW400. 30	\$990	1201	1394	1743
36	\$1091	1299	1594	1771
42	\$1230	1469	1720	1914

Step 4. Paint/Steel Type

SS	smooth paint on smooth steel	+\$0
XS	textured paint on smooth steel	+\$0

Step 5. Surface Finish

For smooth paint on smooth steel (SS)

8Q	folkstone grey	+\$0
98	studio white	+\$0
BU	black umber	+\$0
CN	metallic champagne	+\$0
EH	metallic bronze	+\$0
HF	inner tone light	+\$0
LT	light tone	+\$0
LU	soft white	+\$0
MS	metallic silver	+\$0
MT	medium tone	+\$0
SG	slate grey	+\$0
WL	sandstone	+\$0

## W-Pull Storage Case *continued*

### Sand Texture Paint

*For textured paint on smooth steel (XS)*

<b>91</b>	white	+\$0
<b>98</b>	studio white	+\$0
<b>BK</b>	black	+\$0
<b>CL</b>	cool grey neutral	+\$0
<b>G1</b>	graphite	+\$0
<b>WN</b>	warm grey neutral	+\$0

### Step 6. Interior

*For 64" high (64)*

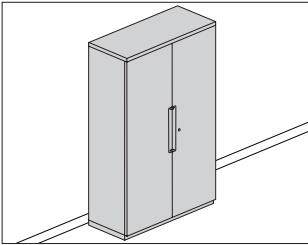
<b>CR</b>	coat rod	-\$148
<b>NS4</b>	4 shelves total	+\$0

### Step 7. Lock

<b>KA</b>	keyed alike	-\$10
<b>KC</b>	keyed differently, chrome	+\$0
<b>KD</b>	keyed differently, black	+\$0

V-Pull Storage Case

LV400.



Tu® Metal Storage

Product Information

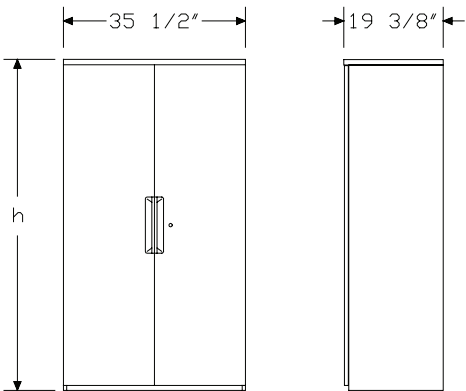
Description

This freestanding storage case is smooth-steel with hinged doors that open to 110° and has recessed pulls. It includes 1 or more shelves, depending on height. Shelves adjust in 1/4" increments. All bases have 3/4" leveling glides. Available in 3 widths and 4 heights.  
Actual case depth is 19 3/8". Actual width is 29 1/2", 35 1/2", or 41 1/2".

Notes

The following chart shows the number of adjustable shelves in each storage case and vertical clearance between shelves when evenly spaced:  
Height—Shelves—Bottom space—Mid-space—Top space  
26" h (27 1/4" actual)—1 shelf—11 7/8"—n/a—10 1/2"  
38" h (39 1/8" actual)—2 shelves—11 7/8"—12 5/8"—8 7/8"  
51" h (51 1/2" actual)—3 shelves—11 7/8"—(2) 12 5/8"—7 1/2"  
64" h (64 7/8" actual)—4 shelves—11 7/8"—(3) 12 5/8"—7 3/8"  
Coat rod (option CR) may be specified in place of shelves.  
Coat rod option does not allow shelves to be added later.  
Dimensional illustrations do not include all possible configurations.  
Order additional storage shelf (LG940.) separately.  
For keyed-alike locks, order lock plugs separately. See Keyed-Alike Information in Appendices.

Dimensions



Specification Information

Step 1.

LV400.

Step 2. Width

30	30" wide
36	36" wide
42	42" wide

Step 3. Height

26	26" high
38	38" high
51	51" high
64	64" high

Prices for Steps 1-3.

	26	38	51	64
LV400. 30	\$990	1203	1395	1744
36	\$1089	1300	1595	1773
42	\$1232	1469	1722	1914

Step 4. Paint/Steel Type

SS	smooth paint on smooth steel	+\$0
XS	textured paint on smooth steel	+\$0

Step 5. Surface Finish

For smooth paint on smooth steel (SS)

8Q	folkstone grey	+\$0
98	studio white	+\$0
BU	black umber	+\$0
CN	metallic champagne	+\$0
EH	metallic bronze	+\$0
HF	inner tone light	+\$0
LT	light tone	+\$0
LU	soft white	+\$0
MS	metallic silver	+\$0
MT	medium tone	+\$0
SG	slate grey	+\$0
WL	sandstone	+\$0

## V-Pull Storage Case *continued*

### Sand Texture Paint

*For textured paint on smooth steel (XS)*

<b>91</b>	white	+\$0
<b>98</b>	studio white	+\$0
<b>BK</b>	black	+\$0
<b>CL</b>	cool grey neutral	+\$0
<b>G1</b>	graphite	+\$0
<b>WN</b>	warm grey neutral	+\$0

### Step 6. Interior

*For 64" high (64)*

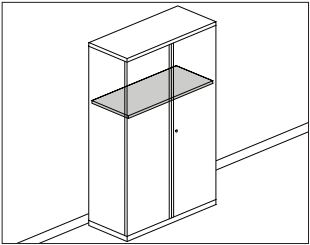
<b>CR</b>	coat rod	-\$148
<b>NS4</b>	4 shelves total	+\$0

### Step 7. Lock

<b>KA</b>	keyed alike	-\$10
<b>KC</b>	keyed differently, chrome	+\$0
<b>KD</b>	keyed differently, black	+\$0

Storage Case Shelf

LG940.



Tu® Metal Storage

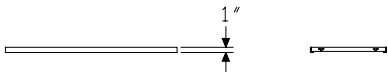
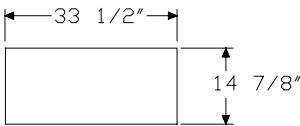
Product Information

Description

This smooth-steel shelf fits into a 20"-deep Tu® storage case or overfile to provide additional shelf storage. Available in 3 widths. Shelf attachment clips included.

Actual shelf depth is 14<sup>7</sup>/<sub>8</sub>". Actual shelf width is 27<sup>1</sup>/<sub>2</sub>", 33<sup>1</sup>/<sub>2</sub>", or 39<sup>1</sup>/<sub>2</sub>".

Dimensions



Specification Information

Step 1.

LG940.

Step 2. Width

30	30" wide
36	36" wide
42	42" wide

Prices for Steps 1-2.

LG940. 30	\$56
36	\$65
42	\$76

Step 3. Paint/Steel Type

SS	smooth paint on smooth steel	+\$0
XS	textured paint on smooth steel	+\$0

Step 4. Surface Finish

For smooth paint on smooth steel (SS)

98	studio white	+\$0
8Q	folkstone grey	+\$0
BU	black umber	+\$0
HF	inner tone light	+\$0
LT	light tone	+\$0
LU	soft white	+\$0
MT	medium tone	+\$0
SG	slate grey	+\$0
WL	sandstone	+\$0
CN	metallic champagne	+\$0
EH	metallic bronze	+\$0
MS	metallic silver	+\$0

Sand Texture Paint

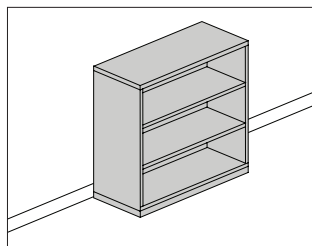
For textured paint on smooth steel (XS)

91	white	+\$0
98	studio white	+\$0
BK	black	+\$0
CL	cool grey neutral	+\$0
G1	graphite	+\$0
WN	warm grey neutral	+\$0



# Bookcase

LG500.



## Product Information

### Description

This freestanding bookcase provides storage and display space. It has a smooth-steel case and adjustable shelves. It includes 1 or more shelves, depending on height. Shelves adjust in  $1\frac{1}{4}$ " increments. All bases have  $\frac{3}{4}$ " leveling glides. Available in 3 widths and 4 heights.

Actual bookcase depth is 15". Actual width is  $29\frac{1}{2}$ ",  $35\frac{1}{2}$ ", or  $41\frac{1}{2}$ ".

### Notes

The following chart shows the number of adjustable shelves in each bookcase and vertical clearance between shelves when evenly spaced:

Height—Shelves—Bottom space—Mid-space—Top space

26" h ( $27\frac{1}{4}$ " actual)—1 shelf— $11\frac{7}{8}$ "—n/a— $10\frac{1}{2}$ "

38" h ( $39\frac{1}{8}$ " actual)—2 shelves— $11\frac{7}{8}$ "— $12\frac{5}{8}$ "— $8\frac{7}{8}$ "

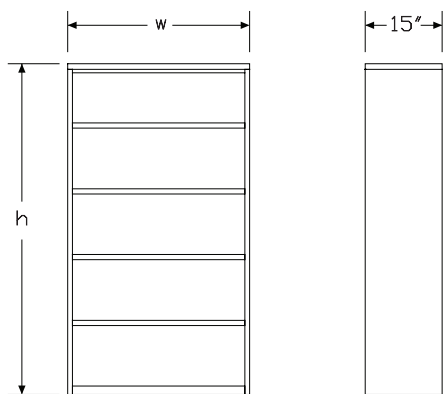
51" h ( $51\frac{1}{2}$ " actual)—3 shelves— $11\frac{7}{8}$ "—(2)  $12\frac{5}{8}$ "— $7\frac{1}{2}$ "

64" h ( $64\frac{7}{8}$ " actual)—4 shelves— $11\frac{7}{8}$ "—(3)  $12\frac{5}{8}$ "— $7\frac{3}{8}$ "

Dimensional illustrations do not include all possible configurations.

Order additional bookcase shelf (LG950.) separately.

## Dimensions



## Specification Information

### Step 1.

**LG500.**

### Step 2. Width

**30** 30" wide

**36** 36" wide

**42** 42" wide

### Step 3. Height

**26** 26" high

**38** 38" high

**51** 51" high

**64** 64" high

### Prices for Steps 1-3.

	<b>26</b>	<b>38</b>	<b>51</b>	<b>64</b>
<b>LG500. 30</b>	\$882	941	998	1055
<b>36</b>	\$1008	1064	1121	1179
<b>42</b>	\$1129	1187	1246	1302

### Step 4. Paint/Steel Type

**SS** smooth paint on smooth steel +\$0

**XS** textured paint on smooth steel +\$0

### Step 5. Surface Finish

#### For smooth paint on smooth steel (SS)

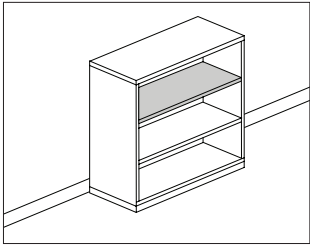
<b>8Q</b>	folkstone grey	+\$0
<b>98</b>	studio white	+\$0
<b>BU</b>	black umber	+\$0
<b>CN</b>	metallic champagne	+\$0
<b>EH</b>	metallic bronze	+\$0
<b>HF</b>	inner tone light	+\$0
<b>LT</b>	light tone	+\$0
<b>LU</b>	soft white	+\$0
<b>MS</b>	metallic silver	+\$0
<b>MT</b>	medium tone	+\$0
<b>SG</b>	slate grey	+\$0
<b>WL</b>	sandstone	+\$0

Tu® Metal Storage

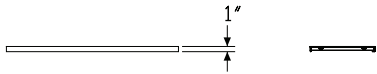
Sand Texture Paint		
<i>For textured paint on smooth steel (XS)</i>		
91	white	+\$0
98	studio white	+\$0
BK	black	+\$0
CL	cool grey neutral	+\$0
G1	graphite	+\$0
WN	warm grey neutral	+\$0

# Bookcase Shelf

LG950.



Product Information
Description
This smooth-steel shelf fits into a 15"-deep Tu® bookcase to provide additional shelf storage. Available in 3 widths. Shelf attachment clips included.
Actual shelf depth is 12 <sup>3</sup> / <sub>4</sub> ".
Dimensions

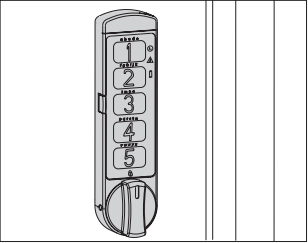


Specification Information
Step 1.
LG950.
Step 2. Width
30 30" wide
36 36" wide
42 42" wide
Prices for Steps 1-2.
LG950. 30 \$53
36 \$63
42 \$74
Step 3. Paint/Steel Type
SS smooth paint on smooth steel +\$0
XS textured paint on smooth steel +\$0
Step 4. Surface Finish
For smooth paint on smooth steel (SS)
8Q folkstone grey +\$0
98 studio white +\$0
BU black umber +\$0
CN metallic champagne +\$0
EH metallic bronze +\$0
HF inner tone light +\$0
LT light tone +\$0
LU soft white +\$0
MS metallic silver +\$0
MT medium tone +\$0
SG slate grey +\$0
WL sandstone +\$0
Sand Texture Paint
For textured paint on smooth steel (XS)
91 white +\$0
98 studio white +\$0
BK black +\$0
CL cool grey neutral +\$0
G1 graphite +\$0
WN warm grey neutral +\$0

Tu® Metal Storage

# Keyless Lock

MKL-H  
MKL-V  
MKS-H  
MKS-V

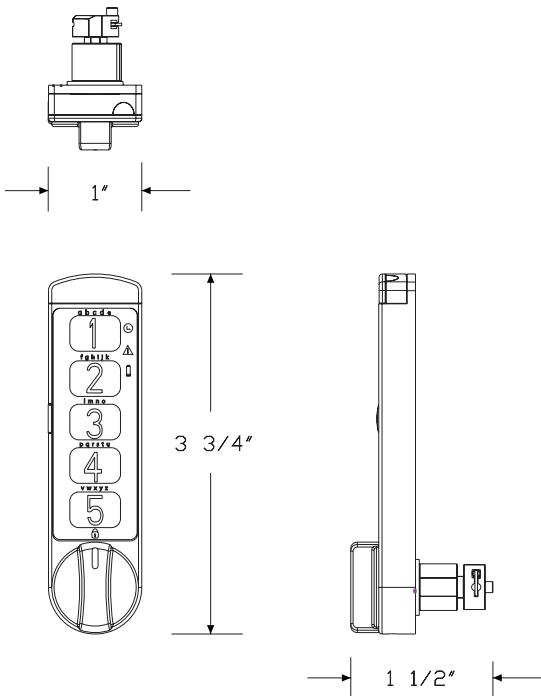


## Product Information

**Description**  
This keyless lock replaces an existing cam lock and is available in 2 mode options. Locker mode allows for a temporary code to be entered for each use, and station mode allows for repeated use with the same code. Multiple orientation options allow the keyless lock to be used with a variety of products.

**Notes**  
Replacement battery is a 3-volt lithium CR2032 battery.  
Actual lock dimensions are 3.86"W×1.00"H×0.39"D.  
Meridian® standard pull 2600 series, the Tu® metal pedestal, and some Tu metal lateral files will not accommodate the width of the keyless lock.  
Order the following products separately:  
• Control key fob (MKL-CKF)  
• User key fob (MKL-UKF)  
This keyless lock can be found under the Meridian® product line code of MS.

## Dimensions



## Specification Information

**Step 1. Mode**  
**MK** ☐ **A**

**Step 2. Mode**  
**L-** locker mode ☐ **A**  
**S-** station mode ☐ **A**

**Step 3. Orientation**  
**HL** horizontal, keypad facing left ☐ **A**  
**HR** horizontal, keypad facing right ☐ **A**  
**VU** vertical, keypad facing up ☐ **A**  
**VD** vertical, keypad facing down ☐ **A**

Prices for Steps 1-3.	
<b>MKL-HL</b>	\$203
<b>MKL-HR</b>	\$203
<b>MKL-VU</b>	\$203
<b>MKL-VD</b>	\$203
<b>MKS-HL</b>	\$203
<b>MKS-HR</b>	\$203
<b>MKS-VU</b>	\$203
<b>MKS-VD</b>	\$203

Step 4. Finish		
<b>OI</b>	silver <input type="checkbox"/> <b>A</b>	+\$0
<b>BK</b>	black <input type="checkbox"/> <b>A</b>	+\$0

Keyless Lock, Control Key Fob

MKL-C



Product Information

Description

This key fob opens the keyless lock without using the numeric keypad.

Notes

Order the following products separately:

- Keyless lock (MK)
- User key fob (MKL-UKF)

This keyless lock, control key fob can be found under the Meridian® product line code of MS.

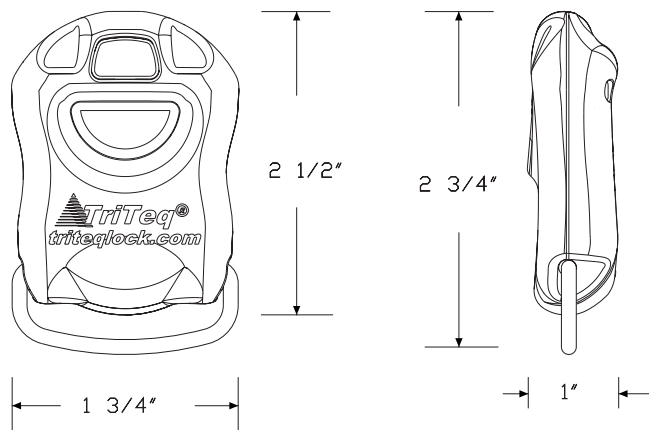
Dimensions

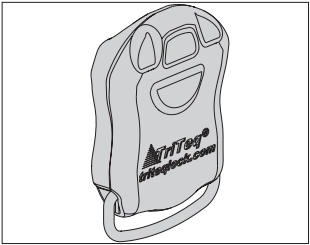
Specification Information

Step 1.

MKL-CKF A

\$173

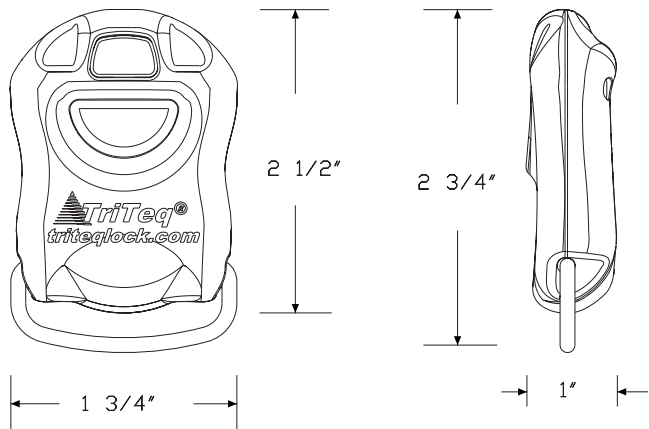




Product Information
Description
This key fob opens the keyless lock without using the numeric keypad.
Notes
Order the following products separately: <ul style="list-style-type: none"><li>• Keyless lock (MK)</li><li>• Control key fob (MKL-CKF)</li></ul>
This keyless lock, user key fob can be found under the Meridian® product line code of MS.
Dimensions

Specification Information
Step 1.
MKL-UKF <span>A</span>

\$173



## Index by Product Name

<b>Tu® Metal Storage</b>	
Arc Pull Add-On Overfile	page(s) 90
Arc Pull Freestanding Lateral File	76
Arc Pull Freestanding Pedestal	8
Arc Pull Mobile Pedestal	21
Arc Pull Storage Case	137
Arc Pull Storage Tower	107
Arc Pull Support Pedestal	45
Arc Pull Surface-Attached Pedestal	33
Arc Pull Suspended Pedestal	57
Bar-Pull Add-On Overfile	88
Bar-Pull Freestanding Lateral File	72
Bar-Pull Freestanding Pedestal	5
Bar Pull Mobile Pedestal	17
Bar-Pull Storage Case	134
Bar-Pull Storage Tower	103
Bar Pull Support Pedestal	42
Bar Pull Surface-Attached Pedestal	30
Bar Pull Suspended Pedestal	54
Bookcase	145
Bookcase Shelf	147
Counterweight, Tu® Lateral File	101
Drawer Divider, Tu® Pedestal	129, 67
File Compressor, Tu®	133, 71
File Converter, Tu®	132, 70
File Drawer Organizer	128, 98, 66
Front-to-Back Filing Rail, Tu® Lateral File	97
Keyless Lock	148
Keyless Lock, Control Key Fob	149
Keyless Lock, User Key Fob	150
Label Holders-Snap In and Adhesive	102
Lateral File Add-On Cushion Top	96
Movable Divider, Meridian®, Quadrant® or Tu®	100
Pedestal Add-On Cushion Top	64
Side-to-Side Filing Rail, Tu® Lateral File	99
Stationery Divider, Tu® Pedestal	130, 68
Storage Case Shelf	144
Storage Organizer	65
Tu® File Top	94
Tu® Storage Tower Attachment Bracket	127
Utility Tray, Tu® Pedestal	131, 69
V-Pull Add-On Overfile	93
V-Pull Freestanding Lateral File	84
V-Pull Freestanding Pedestal	14
V-Pull Lateral File, with Open Shelf	86
V-Pull Mobile Pedestal	27
V-Pull Storage Case	142

V-Pull Storage Tower	114
V-Pull Storage Tower, No Wardrobe	120
V-Pull Support Pedestal	51
V-Pull Surface-Attached Pedestal	39
V-Pull Suspended Pedestal	62
V-Pull Wardrobe Cabinet	125
W-Pull Add-On Overfile	92
W-Pull Freestanding Lateral File	80
W-Pull Freestanding Pedestal	11
W-Pull Lateral File, with Open Shelf	82
W-Pull Mobile Pedestal	24
W-Pull Storage Case	140
W-Pull Storage Tower	111
W-Pull Storage Tower, No Wardrobe	117
W-Pull Support Pedestal	48
W-Pull Surface-Attached Pedestal	36
W-Pull Suspended Pedestal	60
W-Pull Wardrobe Cabinet	123





## Index by Product Number

9LH5H	Label Holders-Snap In and Adhesive	page(s) 102	LQ10D.	
9LH7H			LQ10L.	
9M100	Movable Divider, Meridian®, Quadrant® or Tu®	100	LQ11A.	Arc Pull Mobile Pedestal 21
9M300			LQ11D.	
LG500.	Bookcase	145	LQ11L.	
LG692	Tu® Storage Tower Attachment Bracket	127	LQ13A.	Arc Pull Suspended Pedestal 57
LG890.	Pedestal Add-On Cushion Top	64	LQ13D.	
LG891.	Lateral File Add-On Cushion Top	96	LQ13L.	
LG901	File Drawer Organizer	128, 98, 66	LQ14A.	Arc Pull Surface-Attached Pedestal 33
LG902.	Side-to-Side Filing Rail, Tu® Lateral File	99	LQ14D.	
LG903.	Drawer Divider, Tu® Pedestal	129, 67	LQ14L.	
LG904.	Front-to-Back Filing Rail, Tu® Lateral File	97	LQ15A.	Arc Pull Support Pedestal 45
LG905	Stationery Divider, Tu® Pedestal	130, 68	LQ15D.	
LG906	Utility Tray, Tu® Pedestal	131, 69	LQ15L.	
LG907	File Converter, Tu®	132, 70	LQ20A.	Arc Pull Freestanding Lateral File 76
LG908	File Compressor, Tu®	133, 71	LQ20D.	
LG909.	Counterweight, Tu® Lateral File	101	LQ20L.	
LG910.	Storage Organizer	65	LQ300D	Arc Pull Storage Tower 107
LG940.	Storage Case Shelf	144	LQ300L	
LG950.	Bookcase Shelf	147	LQ310D	
LK10A.	Bar-Pull Freestanding Pedestal	5	LQ310L	
LK10D.			LQ400D	Arc Pull Storage Case 137
LK10L.			LQ400L	
LK11A.	Bar Pull Mobile Pedestal	17	LQ410D	Arc Pull Add-On Overfile 90
LK11D.			LQ410L	
LK11L.			LTPL-	Tu® File Top 94
LK13A.	Bar Pull Suspended Pedestal	54	LTPV-	
LK13D.			LV100.	V-Pull Freestanding Pedestal 14
LK13L.			LV110.	V-Pull Mobile Pedestal 27
LK14A.	Bar Pull Surface-Attached Pedestal	30	LV130.	V-Pull Suspended Pedestal 62
LK14D.			LV140.	V-Pull Surface-Attached Pedestal 39
LK14L.			LV150.	V-Pull Support Pedestal 51
LK15A.	Bar Pull Support Pedestal	42	LV200.	V-Pull Freestanding Lateral File 84
LK15D.			LV260.	V-Pull Lateral File, with Open Shelf 86
LK15L.			LV300.	V-Pull Storage Tower 114
LK20A.	Bar-Pull Freestanding Lateral File	72	LV310.	
LK20D.			LV320.	V-Pull Storage Tower, No Wardrobe 120
LK20L.			LV330.	
LK300D	Bar-Pull Storage Tower	103	LV380.	V-Pull Wardrobe Cabinet 125
LK300L			LV400.	V-Pull Storage Case 142
LK310D			LV410.	V-Pull Add-On Overfile 93
LK310L			LW100.	W-Pull Freestanding Pedestal 11
LK400D	Bar-Pull Storage Case	134	LW110.	W-Pull Mobile Pedestal 24
LK400L			LW130.	W-Pull Suspended Pedestal 60
LK410D	Bar-Pull Add-On Overfile	88	LW140.	W-Pull Surface-Attached Pedestal 36
LK410L			LW150.	W-Pull Support Pedestal 48
LQ10A.	Arc Pull Freestanding Pedestal	8	LW200.	W-Pull Freestanding Lateral File 80



Index: Product Number

LW260. W-Pull Lateral File, with Open Shelf	82
LW300. W-Pull Storage Tower	111
LW310.	
LW320. W-Pull Storage Tower, No Wardrobe	117
LW330.	
LW380. W-Pull Wardrobe Cabinet	123
LW400. W-Pull Storage Case	140
LW410. W-Pull Add-On Overfile	92
MKL-C Keyless Lock, Control Key Fob	149
MKL-H Keyless Lock	148
MKL-U Keyless Lock, User Key Fob	150
MKL-V Keyless Lock	148
MKS-H	
MKS-V	

## 20-Day or Less/Assigned Lead-Time Order Information

### 20-Day or Less and Assigned Lead-Time Programs

20-day or less and assigned lead-time products are designed for established Herman Miller dealers with pre-approved credit.

Products are distributed from multiple manufacturing facilities across the United States. All products and options not designated by an Assigned Lead-Time icon  will ship in 20 business days or less after being acknowledged by Herman Miller. Products and options designated by an  are on the assigned lead-time program and will ship in 20 days, less than 20 days, or more than 20 days from order acknowledgement.

### Ordering Procedure

Please place orders through Order Manager. If this is not available to you, place orders through mail or fax. Verbal purchase orders will not be accepted.

Order Entry fax number for Passage®, 5000 Series, and Meridian® Filing and Storage: (616) 846 9236.

Order Entry fax number for all other products:  
(616) 654 3085.

For more information, contact your Customer Care representative at:  
(866) 854 3048 EXT 3400.

### Shipments and Delivery

Per Herman Miller Terms and Conditions.

### Changes and Cancellation

Per Herman Miller Terms and Conditions.



# Keyed-Alike Information

## Keyed-Alike Locks

All components with locks may be specified keyed alike. Products with keyed-alike locks will be shipped with lock chassis installed.

Installation of lock cylinders will be on-site according to instructions provided. Herman Miller, Inc., will not be responsible for lock cylinder installation.

When specifying product keyed-alike, include separate lines on your order for the lock cylinders.

**For Action Office®, Ethospace®, Passage®, Quadrant®, Resolve®, and Supplemental products,** list cylinder part number and key number (232092-XXX); select a key number (or numbers) between 226 and 427, excluding numbers 408 and 412.

The following products require a different lock cylinder part number. Specify UKY001-XXX for these products only; select a key number (or numbers) between 226 and 427, excluding numbers 408 and 412.

A3013.

A3053.

G5180.

G5181.

G5280.

The keys provided in 232092-XXX and UKY001-XXX kits work with either cylinder type, provided the key numbers match.

**For Tu® Storage, Canvas Office Landscape®, 5000 Series, and Meridian® Storage, see the following charts.**

Keyed-alike locks are field installed.

To order keyed-alike locks for Action Office® Series 1 and 2 door panels, please contact Customer Care.

A master key can be used to open any lock on an attached or freestanding component. In addition, a removal key or lock change tool is required to remove lock plugs. Customers interested in ordering master keys, removal keys, or lock change tools should contact Customer Care.

For Canvas overhead and lower storage units, specify as follows:

Specification Code	Part Number	Color	Lock Series
KA	1B2JK7-XXX <sup>1</sup>	chrome	UM series 226-427

For Canvas Metal Storage, Meridian Storage, Tu Storage, and 5000 Series desk components with pedestals, specify as follows:

Specification Code	Key Number	Color	Lock Series
KA	232092-XXX <sup>1</sup>	black	UM series 226-427
KA	1B2JK7-XXX <sup>1</sup>	chrome	UM series 226-427

For 5000 Series flipper door unit with bezel or credenza storage cabinet with bezel, specify as follows:

Specification Code	Key Number	Color	Lock Series
KA	232092-XXX <sup>1</sup>	black	UM series 226-427

### Key Number:

XXX<sup>1</sup> = a key number between 226 and 427 (excluding 408 and 412)

# Stain-to-Match Program

## Stain-to-Match Program

### Program Overview

The Stain-to-Match program gives you the option of using veneer finishes that are not listed in the standard offering. The program allows Herman Miller to match a customer's existing recut or natural veneer, or create a new finish that is unique to an installation.

Specific information on approval, ordering, pricing, and warranty for the Stain-to-Match program is listed below. Questions and requests for assistance may be directed to Herman Miller Options at:  
(800) 654 3910

### Stain-to-Match Process

1. Fill out the Options Stain-to-Match Request Form and send along with a color sample (2" x 3" minimum) to the Herman Miller Options Applications Team at the address provided on the form. The form can be found on Omni.
2. Within 7-10 working days, Herman Miller Options will send a sample of the color-matched stain on Herman Miller veneer to the requester for the customer's signed approval.
3. If the sample meets the customer's approval, sign the reverse side of the sample, scan and email the approval to:  
options@hermanmiller.com.
4. After the stain has been approved, a formal quotation with special number and pricing can be provided, or the product can be specified through the Vary Easy program, if available. Work with the Options team on final product needs and how to specify.
5. A purchase order can then be placed.

## Stain-to-Match Warranty

Herman Miller warrants its products to be free from defects in craftsmanship from the date of delivery for the applicable warranty period. Herman Miller is responsible for the physical properties of the veneers available through the Stain-to-Match program, which include:

- STA: Stain-to-Match on Recut Ash
- STB: Stain-to-Match on Beech
- STC: Stain-to-Match on Cherry
- STD: Stain-to-Match on Oak
- STK: Stain-to-Match on Reltech Anigre (Geiger)
- STM: Stain-to-Match on Recut Mahogany
- STP: Stain-to-Match on Maple
- STU: Stain-to-Match on Walnut (Geiger)

See your specification tool for product specific finish offering limitations.

# Customer's Own Material/ Customer's Own Leather Order Information — Cushion Tops

## Customer's Own Material/Customer's Own Leather

### Program Overview

The Customer's Own Material (COM) and Customer's Own Leather (COL) program gives you the option of using textiles other than those listed. Herman Miller will test textiles for application to Herman Miller products and will process orders for those with approved COM/COL textiles only. COM/COL are assigned lead time textiles.

Omni lists an overview of fabrics and leathers that have been tested and indicates whether or not they were approved for application to Herman Miller products.

Specific information on the terms and conditions, testing, approval, and ordering process for COM/COL is listed below. Questions about the COM/COL program and requests for assistance may be directed to your COM representative at:

(616) 654 3400

(866) 854 3048 EXT 6543400

### Customer's Own Material/Customer's Own Leather Warranty

Herman Miller does not warrant COM/COL textiles. COM/COL textiles are tested for application only; they are not tested for performance. The Herman Miller warranty does apply to the underlying products.

Suppliers of COM/COL textiles are responsible for color consistency within commercial tolerances, UV stability, and resistance to soiling and perspiration.

### Customer's Own Material/Customer's Own Leather Pricing

COM is a Category 1 fabric. There are no application charges for COM fabrics. COL is a Category 7 textile; refer to prices on specific products to determine the application charge.

Ordering and payment for COM/COL textile yardage are the responsibility of the customer and the textile supplier.

If desired, Herman Miller will purchase COM textiles directly from True Textiles, C.F. Stinson, Luna Textiles, Maharam, and Momentum Textiles to simplify ordering and shipment. For this service, refer to the Supplier Connection program.

### Application Note

Herman Miller does not guarantee that Customer's Own Material (COM) fabric patterns will align across panels/tiles or from one screen to the next. We also do not guarantee that COM fabric designs will be positioned consistently in the same location across several panels, tiles, or screens.

## Textile Approval

1. Select a COM/COL textile.
2. If your textile is not listed on Omni, obtain a test number from a COM representative at (616) 654 3400. You can also submit your request within Omni. Please have the following information ready before calling: textile name, number, pattern, and the product you will apply it to.
3. Herman Miller will notify you of approval or disapproval within 4 days from receipt of the test yardage.

Customer's Own Material/  
Customer's Own Leather  
Order Information — Cushion Tops  
*continued*

Ordering Products with COM/COL

- 1. Refer to the specific products to determine the yardage required for COM/COL textiles.
- 2. If your textile is not listed on Omni, call a COM representative at (616) 654 3400 or (866) 854 3048 EXT 6543400. The representative will assign an identification number for your textile (ID#) and will verify yardage requirements for your order. Yardage requirements are based on directional, 54"-wide textiles. Additional yardage may be needed due to the unique characteristics of a textile.
- 3. Enter your order on Order Manager in Omni.
- 4. Upon receipt of your purchase order, Herman Miller will send you a PO acknowledgment.
- 5. Arrangements must be made for the textiles to be shipped from the supplier to Herman Miller for application to the seating products. See Omni for shipping procedures and current shipping addresses or contact a COM representative at (616) 654 3400 or (866) 854 3048 EXT 6543400.

Products will be scheduled for production when COM/COL textiles are received at Herman Miller. Standard lead times in effect at that time will apply.

*Note: If textiles are to be purchased directly by Herman Miller through the Supplier Connection program, Herman Miller will handle the ordering and shipping process and will schedule your order for production upon receipt of your purchase order (dependent on textile availability). Refer to the Supplier Connection program for more information.*

Supplier Connection

Program Overview

The Supplier Connection program is a service offered by Herman Miller to purchase approved COM textiles directly from True Textiles, C.F. Stinson, Luna Textiles, Maharam, and Momentum Textiles. When you select a textile through this program, Herman Miller will facilitate the ordering, scheduling, and shipment of the textile directly with the supplier.

Suppliers included in the Supplier Connection program keep an active inventory of textiles that are pre-approved for application to Herman Miller products. Pre-approval applies only to the suitability of a textile for manufacturing and application to a Herman Miller product. Omni provides an overview of fabrics that have been tested and indicates whether or not they were approved for application to Herman Miller products.

Specific information on the terms and conditions, testing, approval, and ordering process for the Supplier Connection program is listed below. Questions and requests for assistance may be directed to your COM representative at:  
(616) 654 3400  
(866) 854 3048 EXT 6543400

Supplier Connection Warranty

Textiles purchased by Herman Miller through the Supplier Connection program are COM and are not warranted by Herman Miller. COM textiles are tested for application only; they are not tested for performance. The Herman Miller warranty does apply to the underlying products.

Suppliers of COM textiles are responsible for color consistency within commercial tolerances, UV stability, and resistance to soiling and perspiration.



# Customer's Own Material/ Customer's Own Leather Order Information — Cushion Tops

*continued*

## **Supplier Connection Pricing**

Textiles purchased by Herman Miller through the Supplier Connection program are COM. COM is a Category 1 fabric. There are no application charges for COM fabrics.

Payment for textiles purchased by Herman Miller through the Supplier Connection program is the responsibility of the customer or dealer. Herman Miller will invoice the order at the supplier's prices published at the time of the order.

## **Textile Approval**

1. Refer to Omni to identify the approval status of the textile. If your textile is not listed, contact the COM Department to request testing for application to Herman Miller products.
2. Herman Miller will notify you of approval or disapproval in approximately 4 days from receipt of the test yardage. If the textile is approved, it will be assigned a COM identification number.

## **Ordering Products with Supplier Connection COM**

1. Identify and include the following information on your purchase order:
  - Product number and option
  - Herman Miller's COM identification number
2. Enter your order on Order Manager in Omni.
3. Upon receipt of the purchase order, Herman Miller will process your order and send you a PO acknowledgment. Herman Miller will determine the yardage required to produce your product and will order and schedule for delivery the required textile. Standard lead times in effect at the time the textile is allocated at the supplier will apply to products ordered through this program.



# Customer's Own Material Order Information — Workspaces

## Customer's Own Material

### Program Overview

The Customer's Own Material (COM) program gives you the option of using textiles other than those listed. Herman Miller will test textiles for application to Herman Miller products and will process orders for those with approved COM textiles only. COM textiles are on assigned lead times.

Omni lists an overview of fabrics that have been tested and indicates whether or not they were approved for application to Herman Miller products.

Specific information on the terms and conditions, testing, approval, and ordering process for COM is listed below. Questions about the COM program and requests for assistance may be directed to your COM representative at:

(616) 654 3400

(866) 854 3048 EXT 6543400

### Customer's Own Material Warranty

Herman Miller does not warrant COM textiles. COM textiles are tested for application only; they are not tested for performance. The Herman Miller warranty does apply to the underlying products.

Suppliers of COM textiles are responsible for color consistency within commercial tolerances, UV stability, and resistance to soiling and perspiration.

### Customer's Own Material Pricing

COM is a Category 1 fabric. There are no application charges for COM fabrics.

Ordering and payment for COM textile yardage are the responsibility of the customer and the textile supplier.

If desired, Herman Miller will purchase COM textiles directly from True Textiles, C.F. Stinson, Luna Textiles, Maharam, and Momentum Textiles to simplify ordering and shipment. For this service, refer to the Supplier Connection program.

### Application Note

Herman Miller does not guarantee that Customer's Own Material (COM) fabric patterns will align across panels/tiles or from one screen to the next. We also do not guarantee that COM fabric designs will be positioned consistently in the same location across several panels, tiles, or screens.

### Textile Approval

1. Select a COM textile and a Herman Miller product.
2. If your textile is not listed in Omni, obtain a test number from a COM representative at (616) 654 3400. You can also submit your request within Omni. Please have the following information ready before calling: textile name, number, pattern, and the product you will apply it to.
3. Herman Miller will notify you of approval or disapproval within 4 days from receipt of the test yardage.

### Ordering Products with COM

1. Refer to the specific products to determine the yardage required for COM textiles.
2. If your textile is not listed in Omni, call a COM representative at (616) 654 3400 or (866) 854 3048 EXT 6543400. The representative will assign an identification number for your textile (ID#) and will verify yardage requirements for your order.

*Note: Yardage requirements are based on nondirectional, 54"-wide textiles. 66"-wide textiles are needed for application on 60"-wide products. Additional yardage may be needed due to the unique characteristics of a textile.*

3. Enter your order on Order Manager in Omni.
4. Upon receipt of your purchase order, Herman Miller will send you a PO acknowledgment.
5. Arrangements must be made for the textiles to be shipped from the supplier to Herman Miller for application to the Herman Miller products. Textiles must be tagged with the assigned identification number and the roll yardage quantity. See Omni for shipping procedures and current shipping addresses or contact a COM representative at (616) 654 3400 or (866) 854 3048 EXT 6543400.

Products will be scheduled for production when COM textiles are received at Herman Miller. Standard lead times in effect at that time will apply.

*Note: If textiles are to be purchased directly by Herman Miller through the Supplier Connection program, Herman Miller will handle the ordering and shipping process and will schedule your order for production upon receipt of your purchase order (dependent on textile availability). Refer to the Supplier Connection program for more information.*

Supplier Connection

Program Overview

The Supplier Connection program is a service offered by Herman Miller to purchase approved COM textiles directly from True Textiles, C.F. Stinson, Luna Textiles, Maharam, and Momentum Textiles. When you select a textile through this program, Herman Miller will facilitate the ordering, scheduling, and shipment of the textile directly with the supplier.

Suppliers included in the Supplier Connection program keep an active inventory of textiles that are pre-approved for application to Herman Miller products. Pre-approval applies only to the suitability of a textile for manufacturing and application to a Herman Miller product. Omni provides an overview of fabrics that have been tested and indicates whether or not they were approved for application to Herman Miller products.

Specific information on the terms and conditions, testing, approval, and ordering process for the Supplier Connection program is listed below. Questions and requests for assistance may be directed to your COM representative at:  
(616) 654 3400  
(866) 854 3048 EXT 6543400

Supplier Connection Warranty

Textiles purchased by Herman Miller through the Supplier Connection program are COM and are not warranted by Herman Miller. COM textiles are tested for application only; they are not tested for performance. The Herman Miller warranty does apply to the underlying products.

Suppliers of COM textiles are responsible for color consistency within commercial tolerances, UV stability, and resistance to soiling and perspiration.

Supplier Connection Pricing

Textiles purchased by Herman Miller through the Supplier Connection program are COM. COM is a Category 1 fabric. There are no application charges for COM fabrics.

Payment for textiles purchased by Herman Miller through the Supplier Connection program is the responsibility of the customer or dealer. Herman Miller will invoice the order at the supplier's prices published at the time of the order.

Textile Approval

1. Refer to Omni to identify the approval status of the textile. If your textile is not listed, contact the COM Department to request testing for application to Herman Miller products.
2. Herman Miller will notify you of approval or disapproval in approximately 4 days from receipt of the test yardage. If the textile is approved, it will be assigned a COM identification number.

Ordering Products with Supplier Connection COM

1. Identify and include the following information on your purchase order:
  - Product number and option
  - Herman Miller's COM identification number
2. Enter your order on Order Manager in Omni.
3. Upon receipt of the purchase order, Herman Miller will process your order and send you a PO acknowledgment. Herman Miller will determine the yardage required to produce your product and will order and schedule for delivery the required textile. Standard lead times in effect at the time the textile is allocated at the supplier will apply to products ordered through this program.

# Proprietary Textiles Application Chart — Seating

• Available

[A] Assigned lead-time textile.

See following page for exception notes.

[N] Non-woven textile.

Price Category 1																																	
COM	Customer's Own Material	A				14		1	1							1	1	1		1		1	1			1	1	1	1	1	1		
231	8Z Pellicle®		•																														
1A7	AireWeave™ 2			•																													
8T	Crossing					•				•	•					•	•	•				•					•	•		•	•		
3DE	Dex					14		•	•	•		•	•	•	•			•		•		•			•		•	19	•		•	•	
4RM	Duo																					•											
6V	Flexnet™																	•															
95	Gem					14				•	•					•	•	•		•				•			•	•			•	•	
845	Intercept		•																														
65	Interweave											•		•																			
4W	Lyris 2™											•	•																				
1MN	Monologue					14		24	22	•	•		•	•	•				•	•	•		•	•		•	•	•	•		•	•	
3DK	Stretch Knit	A						21																									
235	Tailored	A						•		•	•		•	•	•	•			•	•	•	•		•			•	23				•	
1WS	Whisper					14		24	•	•	•		•	•	•	•	•	•	•	•	•	•	•	•	•	•	•	•	•	•		•	
Price Category 2																																	
3AR	Aristo					14		•	•	•		•	•	•	•		•		•		•	•		•	•	•				•	•		
92	Crepe					•		•	•	•	•	•	•	•	•	•	•		•	•	•		•	•		•	•	•	•		•	•	
3EP	Epic					14		•	•			•	•	•	•				•		•		•			•	•	•				•	
22Q	Fish Net					•		•	•	•		•	•	•	•	•	•		•	•	•		•			•	•		•			•	
1LM	Loom					14		•	•			•	•	•	•				•	•	•		•	•		•			•		•	•	
1MV	Marvel [N]							21	22										•		•										•		
1HA	Medley					14	•	•	22			•	•	•	•	•	•		•	•	•		•	•		•	•	•			•	•	
3A	Moiré					14		•	•	•	•		•	•	•	•	•		•	•	•		•			•					•	•	
30	Rhythm					•	23	•	•			•	•	•	•	•	•		•	•	•		•	•		•		•	•		•		
1RV	Rivet					14		21	22			•	•	•	•			•	•	•	•		•	•		•	•	•	•		•	•	
8R	Twist					•		•	•	•	•	•	•	•	•				•	•	•		•	•		•	•	•	•		•	•	
22T	Well Suited															•	8										•		23			•	
Price Category 3																																	
3AC	Ace [N]							21	•			•	•	•	•		3	8		•	•	•		•	•		•	19			•		
70	Bento							•	•	•	•		•	•	•	•	•	8			•		•									•	
8M	Latitude™					23		•	•								3					•					•	•					
22R	Pins and Needles					14		•	•	•		•	•	•	•	•			•						•		•				•	•	
8U	Stitches					•		•	•	•	•	•	•	•	•	•	•		•		•		•	•		•	•	•	•		•	•	
22V	String Plaid					14		•	•			•	•	•	•			•		•		•		•		•						•	•
Price Category 4																																	
7Y	Bingo [N]							•	•	•	•	•	•	•	•		3	8		•	•	•		•							•		
1DL	Dialogue																							•									
213	Mercer					14	•	21	22			•	•	•	•				•	•	•		•			•	•	•			•		
1A9	Network																							•									
6J	Plateau																•	•	•													•	
6S	Quilty					14		•	•			•	•	•	•			•		•	•	•		•	•			•			•	•	
8Y	Spools					14		21	•	•	•	•	•	•	•	•			•	•	•	•					•				•	•	
22P	Strata							•	•	•		•	•	•	•			•		•	•	•		•	•		•	•	•		•	•	

continued on next page

# Proprietary Textiles Application Chart — Seating

continued

- Available

[A] Assigned lead-time textile.

See below for exception notes.

[N] Non-woven textile.

	Aeron® Chairs	Cosm™ Chairs	Mirra® 2 Chairs/Stools	Celle® Chairs/Stools	Embody® Chairs	Sayl® Work Chairs/Stools	Sayl Side Chairs	Setu® Chairs/Stools	Setu Lounge Chair/Ottoman	Verus™ Work Chairs/Stools Back	Verus Work Chairs/Stools Seat	Verus Side Chairs Back	Verus Side Chairs Seat	Equa 2 Fully Upholstered Chairs/Stools	Equa 2 Split-Pad Upholstered Chairs/Stools	Aside® Chairs	Caper® Chairs/Stools	Celeste™ Seating	Keyn Chair Group Back	Keyn Chair Group Seat	Lino™ Chairs Back	Lino Chairs Seat	Locale® Bench Cushion	Public Office Landscape® Back	Public Office Landscape Seat	Plex™ Lounge Furniture	Swoop™ Lounge Seating - Fully Upholstered	Swoop Lounge Seating - Plywood	Eames Tandem Sling Seating	Cushion Tops	Workspaces
<b>Price Category 5</b>																															
14A__ Hopsak			14		•	•	•	•	•	•	•	•	•	•	•	•		•	•	•		•	•		•	•	•	•	•	•	•
22N__ Noble (22H__) [A]			14		•	25	•		•	•	•	•	•	•	3	8		•	•	•		•	•		•	•	•	•		•	•
<b>Price Category 6</b>																															
35__ Balance					•																										
<b>Price Category 7</b>																															
COL Customer's Own Leather [A]	1		14											1	1	8														1	
<b>Price Category 8</b>																															
No fabrics available at this time																															
<b>Price Category 9</b>																															
21__ Leather	23		14											•	•	8		4			•						•		•		

continued on next page

# Proprietary Textiles Application Chart — Seating

• Available

[A] Assigned lead-time textile.

See following page for exception notes.

[N] Non-woven textile.

All foam and Proprietary Textiles on

HermanMiller seating comply with California TB 117-2013.

## Fire-Retardant Chairs/Fabrics

	Aeron® Chairs - Graphite	Mirra® 2 Chairs/Stools with Butterfly Back	Celle® Chairs/Stools	Embody® Chairs	Sayl® Work Chairs/Stools	Sayl Side Chairs	Setu® Chairs/Stools	Setu Lounge Chair/Ottoman	Equa 2® Fully Upholstered Chairs/Stools	Equa 2 Split-Pad Upholstered Chairs/Stools	Aside® Chairs	Caper® Chairs/Stools	Celeste™ Seating	Plex™ Lounge Furniture	Swoop™ Lounge Seating - Fully Upholstered	Fames® Tandem Sling Seating
<b>Price Category 1</b>																
COM Customer's Own Material [A]								1	1	1		1				
23103 8Z Pellicle - Graphite	•															
1A7__ AireWeave™ 2		•														
8T__ Crossing			14				•	•	•	•			•		•	
3DE__ Dex			14		•	•	•				•		•	19	•	
6V__ Flexnet™											•					
95__ Gem			14				•	•	•	•	•		•	•	•	
4W__ Lyris 2™							18	•								
1MN__ Monologue			14		21	22	•	•					•	•	•	
235__ Tailored [A]			•				•						•	•	•	
1WS__ Whisper			14		21	22	•	•	•	•			•	•	•	
<b>Price Category 2</b>																
3AR__ Aristo			14		•	•	•	•			•		•	•	•	
92__ Crepe			14		•	•			•	•	•		•	•	•	
3EP__ Epic			14		•	•					•		•	•	•	
22Q__ Fish Net			•		•	•	•							•		
3A__ Moiré			14		•	•	•	•	•	•	•		•			
30__ Rhythm			14		24	•					8				•	
1RV__ Rivet			14		21	22	•				•		•	•	•	
8R__ Twist			14		•	•	•	•		•	8		•	•	•	
<b>Price Category 3</b>																
70__ Bento					•	•	•	•	•		8				•	
8M__ Latitude™			•		•	•										
22R__ Pins and Needles					•	•	•									
8U__ Stitches			14		•	•	•	•	•	•	•		•	•	•	
22V__ String Plaid					•								•			
<b>Price Category 4</b>																
6J__ Plateau											•					
6S__ Quilty			14		•	•									•	
<b>Price Category 5</b>																
14A__ Hopsak			14		•			•	•	•	•			•	•	
<b>Price Category 6</b>																
35__ Balance				17												
<b>Price Category 9</b>																
21__ Leather			14								8					

Application Note: Herman Miller cannot guarantee material/pattern alignment in adjacent products. For example, a fabric's pattern may not align from one pedestal cushion top to the next, or from one chair to another.

- 1 Refer to price book appendices and Omni for COM/COL information.
- 3 Available on A-and B-size Equa 2 split-pad upholstered chairs.
- 4 See specific products for information on specifying leather in combination with fabric.
- 6 Only available in 3Po2 Navy, 3Po3 Spruce, 3P14 Black, 3P19 Slate, and 3PC7 Bucksuede.
- 8 Only available on nonupholstered outer back option (PB).
- 14 Available on Celle UC (upholstered seat) and HC (upholstered seat with protective edge) Chairs.
- 15 Available only on Celle HC (upholstered seat with protective edge) Chairs.
- 17 Only available in 3512 Carbon and 3513 Black.
- 18 Only available in 4W26 Slate Grey, 4W30 Java, and 4W31 Graphite.
- 19 Available on Plex seat only.
- 21 Not available on Sayl upholstered back work chairs.
- 22 Not available on Sayl side chairs with upholstered backs.
- 23 Available in select colors. Refer to "Proprietary Textile Colors-Seating" for color offering.
- 24 Not available on Sayl upholstered High-Back Work Chairs.
- 25 Not available on Sayl side chairs with upholstered backs. Available in select colors. Refer to "Proprietary Textile Colors-Seating" for color offering.





# Proprietary Textile Colors — Seating

## Price Category 1

**Customer's Own Material**  
See Order Information in  
Appendices.  
Assigned lead-time textile. A

**8Z Pellicle®**  
For New Aeron® Chairs  
56% elastomeric  
44% polyester  
23101 Mineral  
23102 Carbon  
23103 Graphite

**AireWeave™ 2**  
For Mirra® 2 Chairs  
67% elastomeric  
33% antimony-free polyester  
1A701 Alpine  
1A702 Slate Grey  
1A703 Graphite  
1A704 Lime Green  
1A705 Cappuccino  
1A706 Urban Orange  
1A707 Dark Turquoise  
1A708 Twilight

**Crossing**  
54" wide  
86% antimony-free polyester  
14% polyester  
8T03 Wicker  
8T04 Porcelain  
8T05 Warm Grey  
8T06 Sepia  
8T07 Pumpkin  
8T08 Copper  
8T09 Cranberry  
8T10 Tomato  
8T11 Mulberry  
8T12 Plum  
8T13 Green Apple  
8T14 Loden  
8T15 Spruce  
8T16 Periwinkle  
8T17 Cerulean  
8T18 Indigo  
8T19 Shale  
8T20 Brownstone  
8T21 Bark  
8T22 Tin  
8T23 Graphite  
8T24 Black

**Dex**  
54" wide  
50% recycled polyester  
50% polyester  
3DE01 Frost  
3DE02 Silver Pine  
3DE03 Stone  
3DE04 Shale  
3DE05 Charcoal

**Duo**  
For Lino™ Chairs  
52% polyester  
48% elastomeric  
4RM01 Mineral  
4RM02 Poppy  
4RM03 Green Leaf  
4RM04 Jade  
4RM05 Shadow  
4RM06 Graphite

**Flexnet™**  
For Caper® Chairs  
69% elastomeric  
31% polyester  
6V01 Black  
6V02 Silver Grey

**Gem**  
54" wide  
100% antimony-free polyester  
9501 Sesame  
9502 Tangerine  
9503 Red  
9504 Red Violet  
9505 Mulberry  
9506 Java  
9507 Twilight  
9508 Bayou  
9509 Iris  
9510 Berry Blue  
9511 Aqua Green  
9512 Green Apple  
9513 Spruce  
9514 Black  
9515 Slate Grey  
9516 Fog

**Intercept**  
For Cosm™ Chairs  
60% elastomeric  
40% polyester  
84501 Graphite  
84502 Carbon  
84503 Mineral  
84504 Nightfall  
84505 Glacier  
84506 Canyon

**Interweave**  
For Verus™ Chairs  
71% elastomeric  
29% polyester  
6504 Pewter  
6505 Charcoal  
6506 Black

**Lyriss 2™**  
For Setu® Chairs  
74% elastomeric  
26% polyester  
4W21 Alpine  
4W22 Mango  
4W23 Chartreuse  
4W25 Berry Blue  
4W26 Slate Grey  
4W28 Chino  
4W29 Rattan  
4W30 Java  
4W31 Graphite

Price category 1 continued on  
next page

# Proprietary Textile Colors — Seating

continued

## Price Category 1

continued

Appendix: Proprietary Textile Colors — Seating

Monologue	
54" wide	
56% recycled polyester	
44% polyester	
1MN01	Linen
1MN02	Alabaster
1MN03	Truffle
1MN04	Folkstone
1MN05	Silver Pine
1MN06	Slate
1MN07	Seed
1MN08	Yellow Oxide
1MN09	Persimmon
1MN10	Tundra
1MN11	Meadow
1MN12	Blue Sky
1MN13	Blue Spruce
1MN14	Deep Sea

Stretch Knit	
Assigned lead-time textile. <a href="#">A</a>	
Available only on Sayl®	
Suspension Back Work Chairs	
97% polyester, 3% spandex	
3DK01	Fog
3DK02	Slate Grey
3DK03	Java
3DK04	Black
3DK05	Red
3DK06	Green Apple
3DK07	Berry Blue

Tailored	
Assigned lead-time textile. <a href="#">A</a>	
54" wide	
56% polyester	
44% recycled polyester	
23501	Studio White *
23502	Sugar *
23503	Tomato
23504	Orchid
23505	Boysenberry
23506	Chive
23507	Bluegrass
23508	Cobalt
23509	Cadet
23510	Fog
23511	Graphite
23512	Black
23513	Coffee

\* Colors not available on Plex™ Lounge Furniture.

Whisper	
54" wide	
73% recycled polyester	
27% polyester	
1WS01	Sand Dollar
1WS02	Pebble
1WS03	Silver Birch
1WS04	Iceberg
1WS05	Silver Pine
1WS06	Carbon
1WS07	Cumin
1WS08	Adobe
1WS09	Strawberry
1WS10	Blush
1WS11	Eggplant
1WS12	Willow
1WS13	Sea Grass
1WS14	Pool
1WS15	Blueberry

## Price Category 2

Aristo	
54" wide	
88% recycled polyester	
12% polyester	
Acrylic backing	
3AR01	Forest Moss
3AR02	Light Brindle
3AR03	Mink
3AR04	Copper
3AR05	Adobe
3AR06	Cherry
3AR07	Lilac
3AR08	Green Apple
3AR09	Surf
3AR10	Waterfall
3AR11	Cadet
3AR12	Tin
3AR13	Pewter
3AR14	Grey Brindle
3AR15	Grey Black

Crepe	
54" wide	
100% recycled polyester	
9201	Licorice
9203	Smoke
9207	Cherry
9209	Claret
9212	Raisin
9218	Aquamarine
9223	Cadet
9241	Beachglass
9243	Midnight
9244	Artichoke
9248	Warm White
9249	Stone
9250	Earth
9251	Fog
9252	Slate Grey
9253	Yellow Dark
9254	Coral
9255	Blush Grey
9256	Wild Berry
9257	Clover
9258	Caribbean
9259	Cerulean

Crepe continued	
9260	Brownstone
9261	Shale
9262	Graphite
9263	Tomato
9264	Green Apple

Epic	
54" wide	
56% recycled polyester	
44% polyester	
Acrylic backing	
3EP01	Alabaster
3EP02	Smoke
3EP03	Falcon
3EP04	Citrus Spring
3EP05	Copper
3EP06	Urban Orange
3EP07	Poppy
3EP08	Wild Plum
3EP09	Sugar Plum
3EP10	Clover
3EP11	Loden
3EP12	Everglade
3EP13	Mist
3EP14	Peacock
3EP15	Cadet
3EP16	Indigo
3EP17	Spring Wood
3EP18	Grey Brindle
3EP19	Seed
3EP20	Carbon Dark

Price category 2 continued on next page

# Proprietary Textile Colors — Seating

continued

## Price Category 2

continued

Fish Net	
55" wide	
100% recycled polyester	
22Q01	Oyster
22Q02	Stone
22Q03	Citrus
22Q04	Curry
22Q05	Chipotle
22Q06	Cherry
22Q07	Fuschia
22Q08	Claret
22Q09	Purple
22Q10	Clover
22Q11	Pesto
22Q12	Peacock
22Q13	Lagoon
22Q14	Twilight
22Q15	Bluestone
22Q16	Storm
22Q17	Black
22Q18	Cocoa

Loom	
54" wide	
100% polyester	
1LM01	Linen
1LM02	Brown Sugar and Spice
1LM03	Brick and Mortar
1LM04	Salt and Pepper
1LM05	Black
1LM06	Lemongrass
1LM07	Poppy
1LM08	Wild Berry
1LM09	Loden
1LM10	Jade
1LM11	Deep Sea

Marvel	
54" wide	
100% pvc-free polyurethane	
1MV01	Summer White
1MV02	Sand Dollar
1MV03	Espresso
1MV04	Folkstone Grey
1MV05	Graphite
1MV06	Onyx
1MV07	Polar Blue
1MV08	Blush Grey
1MV09	Woodrose
1MV10	Citrus
1MV11	Adobe
1MV12	Red
1MV13	Kiwi Green
1MV14	Pine
1MV15	Teal Green
1MV16	Twilight

Medley	
54" wide	
100% polyester	
1HA01	Stone
1HA02	Trail
1HA03	Charcoal
1HA04	Cinder
1HA05	Citrus
1HA06	Papaya
1HA07	Chutney
1HA08	Tundra
1HA09	Feather Grey
1HA10	Chartreuse
1HA11	Loden
1HA12	Peacock
1HA13	Bayou
1HA14	Blue Grotto
1HA15	Blueberry
1HA22	Khaki
1HA23	Pewter
1HA24	Yellow Oxide
1HA25	Vintage Rose
1HA26	Raspberry
1HA27	Acai Berry

Moiré	
54" wide	
100% recycled polyester	
3A01	Concrete
3A02	Biscotti
3A03	Rattan
3A04	Chambray
3A05	Fern
3A08	Violet
3A09	Zin
3A10	Curry
3A11	Spice
3A12	Cork

Rhythm	
54" wide	
100% polyester	
3001	Kiwi Green *
3002	Green Apple
3003	Peacock
3004	Bayou *
3005	Berry Blue
3006	Iris
3007	Twilight
3008	Pumpkin *
3009	Poppy *
3010	Molasses
3011	Mulberry
3012	Khaki *
3013	Mink
3014	Black
3015	Charcoal

\* Colors not available on Embody® Chair.

Rivet	
54" wide	
100% recycled polyester	
1RV01	Twig
1RV02	Deep Clay
1RV03	Woodrose
1RV04	Otter
1RV05	Hemlock
1RV06	Olive
1RV07	Lagoon
1RV08	Deep Sea
1RV09	Charcoal
1RV10	Grey Brindle

Twist	
54" wide	
80% antimony-free polyester	
13% recycled polyester	
7% polyester	
8R05	Wicker
8R10	Poppy
8R14	Tin
8R15	Shale
8R16	Graphite
8R17	Birch
8R18	Sepia
8R22	Blueberry
8R23	Green Apple
8R26	Gunmetal
8R27	Cinder
8R28	Citrus
8R29	Pekoe
8R30	Tangerine
8R31	Red Plum
8R32	Wisteria
8R33	Forest
8R34	Jade Dark
8R35	Waterfall
8R36	Midnight Blue
8R37	Carbon Dark

Price category 2 continued on next page

# Proprietary Textile Colors — Seating

continued

## Price Category 2

continued

Well Suited	
55" wide	
79% polyester	
21% recycled polyester	
22T01	Oyster *
22T02	Raffia *
22T03	Peppermint *
22T04	Wild Berry *
22T05	Spring Green *
22T06	Mint *
22T07	Periwinkle *
22T08	Cool Grey *
22T09	Citrus *
22T10	Pumpkin
22T11	Red
22T12	Fuschia
22T13	Orchid
22T14	Chartreuse *
22T15	Green Apple
22T16	Jade
22T17	Peacock
22T18	Blueberry
22T19	Bluestone *
22T20	Mink

\* Colors not available on Swoop™ Plywood Lounge Seating.

## Price Category 3

Ace	
54" wide	
100% polyurethane	
Polyester knit backing	
Stain resistant finish	
3AC01	Summer White
3AC02	White Ash
3AC03	Rye
3AC04	Metal
3AC05	Clay
3AC06	Chestnut
3AC07	Citrus
3AC08	Camelback
3AC09	Chipotle
3AC10	Claret
3AC11	Slate Purple
3AC12	Artichoke
3AC13	Sepia Dark
3AC14	Aloe
3AC15	Flint
3AC16	Blue Sky
3AC17	Oceanside
3AC18	Midnight
3AC19	Spring Wood
3AC20	Frost
3AC21	Lead
3AC22	Black

Bento	
54" wide	
100% antimony-free polyester	
7001	Frost
7002	Linen
7003	Khaki
7004	Truffle
7005	Grey Black
7006	Pumpkin
7007	Cranberry
7008	Everglade
7009	Cobalt

Latitude™	
61" wide	
100% polyester	
8M01	Graphite
8M02	Shadow
8M10	Alpine
8M17	Black
8M21	Slate Grey
8M22	Lime Green
8M23	French Press
8M24	Urban Orange
8M25	Dark Turquoise
8M26	Twilight

Latitude	
Colors for Mirra 2 Chairs	
100% polyester	
8M10	Alpine
8M17	Black
8M21	Slate Grey
8M22	Lime Green
8M23	French Press
8M24	Urban Orange
8M25	Dark Turquoise
8M26	Twilight

Pins and Needles	
58" wide	
76% recycled polyester	
24% polyester	
22R01	Day and Night
22R02	Night and Day

Stitches	
54" wide	
54% polyester	
46% recycled polyester	
8U02	Rye
8U03	Khaki
8U04	Honey
8U05	Cattail
8U08	Cool Grey
8U09	Slate Blue
8U11	Evening Blue
8U12	Charcoal
8U13	Kiwi Green
8U16	Cocoa
8U17	Seed

String Plaid	
54" wide	
100% recycled polyester	
22V01	Warm White on Khaki
22V02	Mint on Yellow Green
22V03	Mist on Blue Grey
22V04	Sky Blue on Red
22V05	Lime on Magenta
22V06	Bright Green on Green
22V07	Aqua Blue on Cerulean
22V08	Ivory on Black

# Proprietary Textile Colors — Seating

continued

## Price Category 4

### Bingo

54" wide  
100% PVC-free polyurethane  
Resilience® finish

7Y01	Oyster
7Y02	Natural
7Y03	Cashew
7Y05	Rattan
7Y06	Root
7Y07	Woodland
7Y10	Allspice
7Y11	Canyon
7Y17	Seed
7Y18	Mushroom
7Y19	Blue Grey
7Y21	Black
7Y22	Mint
7Y23	Seaport
7Y24	Evening Blue
7Y26	Kiwi Green
7Y27	Celadon
7Y29	Pesto

### Dialogue

For Public Office Landscape®  
Sectional Back/Social Chair Back  
knit to size  
100% polyester

1DL01	Light Brindle
1DL02	Dark Brindle

### Mercer

54" wide  
50% solution dyed recycled nylon  
50% solution dyed nylon  
BLOCKaide

21301	Stone
21303	Cayenne
21305	Pesto
21306	Teal Blue
21307	Ultramarine
21310	Charcoal

### Network

For Public Office Landscape®  
Sectional Back/Social Chair Back  
knit to size  
100% polyester

1A901	Warm White
1A902	Fog
1A903	Red
1A904	Wildberry
1A905	Green Apple
1A906	Twilight
1A907	Graphite

### Plateau

#### Perspectives® Collection

knit to size  
100% polyester

6J01	Feather Grey
6J02	Trail
6J06	Twig
6J08	Sagebrush
6J09	Winter Berry
6J10	Thunder
6J11	Blueberry
6J12	Rosemary
6J14	Black

### Quilty

56" wide  
100% antimony-free polyester  
GreenShield

6S03	Khaki
6S04	Straw
6S07	Brick
6S10	Mink
6S11	Green Apple
6S13	Indigo
6S14	Zinc
6S15	Slate
6S16	Beachwood
6S17	Paprika
6S18	Plum
6S19	Juniper
6S20	Grey Black

### Spools

54" wide  
51% recycled polyester  
49% polyester  
Crypton® Green

8Y03	Trail
8Y05	Copper
8Y08	Bluegrass
8Y09	Lagoon
8Y11	Beachglass
8Y12	Marsh
8Y13	Bud

### Strata

54" wide  
50% Solution dyed recycled nylon  
50% solution dyed nylon  
BLOCKaide

22P04	Pesto
22P05	Peacock
22P06	Blue Jay
22P07	Blueberry
22P09	Mango
22P10	Paprika
22P12	Wheat
22P13	Brownstone
22P14	Bayou

## Price Category 5

### Hopsak

56" wide  
100% recycled polyester

14A20	Black
14A22	Raw Umber Dark
14A26	Grey Blue Dark
14A30	Sepia Dark
14A38	Emerald Dark
14A39	Yellow Dark
14A40	Orange
14A41	Sienna
14A42	Olive Green Dark
14A43	Crimson
14A44	Crimson Dark Dark
14A45	Violet Dark
14A46	Pink Dark Dark
14A47	Ultramarine Dark
14A48	Cobalt Blue
14A49	Terra Cotta
14A50	Ochre Dark

### Noble

Assigned lead-time textile. <sup>A</sup>

54" wide 100% wool	
22N02	Chipotle *
22N04	Cherry *
22N07	Cadet *
22N08	Berry Blue *
22N09	Peacock *
22N11	Pesto *
22N12	Blue Grey Mix *
22H15	Heathered Black **
22H16	Heathered Grey **
22H17	Heathered Twilight **
22H18	Heathered Rye Grass **
22N19	Lemongrass Mix *
22H20	Heathered Red **
22H21	Heathered Wild Berry **
22N22	Pesto Mix *
22N23	Lagoon Mix *

\* Colors not available on Sayl® Side Chairs.

\*\* Colors not available on Sayl Side Chairs Back.

# Proprietary Textile Colors — Seating

continued

## Price Category 6

Balance	
For Embody® chairs	
100% polyester	
3506	Green Apple
3507	Blue Moon
3509	Berry Blue
3510	Iris
3512	Carbon
3513	Black

## Price Category 7

Customer's Own Leather
See Order Information in Appendices. Assigned lead-time textile. <a href="#">A</a>

## Price Category 8

No fabrics available at this time.

## Price Category 9

Leather	
approx. 50 sq. ft. per hide	
100% leather	
2101	Ivory
2109	Black *
2110	Smoke
2111	Graphite
2112	Khaki
2113	Rattan
2114	Truffle
2115	Alpine
2116	Haze
2117	Sable Grey
2118	Dark Mineral **
2119	Dark Carbon ***
2120	Cranberry
2121	Deep Sea

\* Armpad color available on Aeron® Chair, Graphite.

\*\* Armpad color available on Aeron Chair, Mineral.

\*\*\* Armpad color available on Aeron Chair, Carbon.

# Maharam® Application Chart — Seating

- Available

See below for exception notes.

Maharam textiles are on assigned lead times. A

[N] Non-woven textile.

	Mirra® Chairs/Stools	Celle® Chairs	Sayl® Work Chairs/Stools	Sayl Side Chairs	Setu® Chairs/Stools	Setu Lounge Chair/Ottoman	Verus™ Work Chairs/Stools Back	Verus Work Chairs/Stools Seat	Verus Side Chairs Back	Verus Side Chairs Seat	Equa 2® Fully Upholstered Chairs/Stools	Equa 2 Split-Pad Upholstered Chairs/Stools	Aside® Chairs	Caper® Chairs/Stools	Celeste™ Seating	Keyn Chair Group Back	Keyn Chair Group Seat	Lino™ Chairs Seat	Locale® Bench Cushions	Public Office Landscape® Seat	Plex™ Lounge Furniture	Swoop™ Lounge Seating - Fully Upholstered	Swoop Lounge Seating - Plywood	Cushion Tops	Workspaces
<b>Price Category 1-2</b>																									
No fabrics available at this time.																									
<b>Price Category 3</b>																									
ZM2__ Meld - Maharam		14	•	•	•	•	•	•	•	•	•	•	8				•		•	•	•	•		•	•
<b>Price Category 4-9</b>																									
No fabrics available at this time.																									
<b>Price Category A</b>																									
No fabrics available at this time.																									
<b>Price Category B</b>																									
VM__ Medium - Maharam		14	•	•			•	•		•	•	3	•		•	•	•	•			•	•		•	•
TI__ Messenger - Maharam *		14	•	•	•	•	•	•	•	•		•	•		•	•	•	•			•	•	•	•	•
<b>Price Category C</b>																									
ZLR__ Lariat - Maharam [N]		14	•	•			•	•		•					•	•			•	20			•		
Z27__ Manner - Maharam		14	•	•			•			•	•	•	•		•	•	•				•	•	•	•	•
Z3__ Metric - Maharam		14	•	•			•	•	•	•	•	•	•		•		•	•			•	•	•	•	•
<b>Price Category D</b>																									
ZMD__ Mode - Maharam		14	18	•			•	•		•		•	•				•		•		•	•	•	•	•
<b>Price Category E</b>																									
ZFS__ Focus - Maharam		14	16	16								•				•								•	
V9G__ Ledger - Maharam [N]		14	18	16			•	•		•					•	•	•							•	
ZBQ__ Oblique - Maharam				16			•		•			•				•						•	•	•	
ZP2__ Pick - Maharam			18	•			•		•			•				•	•					•	•	•	
Z32__ Skein - Maharam		14	16	16	•							•				•							•	•	
ZT3__ Technic - Maharam		14	18	•								•				•									
<b>Price Category F</b>																									
ZCH__ Chock - Maharam				•								•													
ZC8__ Coin - Maharam		14	•	16								•				•								•	
ZCJ__ Coincide - Maharam			16	•												•								•	
VS__ Crush - Maharam					•	•									•						•			•	
ZD1__ Disc - Maharam		14	18	16								•				•	•							•	
ZD3__ Divide - Maharam		14	18	•								•				•								•	
ZEE__ Exchange - Maharam		14	18	16			•		•			•				•	•			20			•		
Z29__ Plait - Maharam		14		16	•		•	•		•				•		•						•	•	•	
ZRV__ Rove - Maharam		14	16	•			•		•							•	•								
ZRA__ Runner Standard - Maharam		14	18	•												•									
ZSM__ Seam - Maharam		14	•	•								•				•	•								
Z31__ Sequence - Maharam		14	•	•			•					•	•		•	•					•		•		
ZSS__ Shuttle Standard - Maharam		14	•	•												•									
Z33__ Strum - Maharam [N]				16											•	•						•			

continued on next page

\* Available in select colors on 20-day lead-time.

Refer to “Maharam Colors - Seating” for 20-day colors.





# Maharam® Colors — Seating

## Price Category 1-2

No fabrics available at this time.

## Price Category 3

### Meld – Maharam

54" wide
68% post-consumer recycled polyester
32% polyester
PFOA-Free stain resistant
ZM201/466387-201 Vast
ZM202/466387-202 Panda
ZM203/466387-203 Skyline
ZM204/466387-204 Knight
ZM205/466387-205 Quill
ZM206/466387-206 Pipe
ZM207/466387-207 Grate
ZM208/466387-208 Gloss
ZM209/466387-209 Bulb
ZM210/466387-210 Bride
ZM211/466387-211 Stark
ZM212/466387-212 Seashell
ZM213/466387-213 Antler
ZM214/466387-214 Crater
ZM215/466387-215 Perennial
ZM216/466387-216 Mulberry
ZM217/466387-217 Fuchsia
ZM218/466387-218 Amethyst
ZM219/466387-219 Merlot
ZM220/466387-220 Magma
ZM221/466387-221 Rooster
ZM222/466387-222 Heat
ZM223/466387-223 Clementine
ZM224/466387-224 Fox
ZM225/466387-225 Kiss
ZM226/466387-226 Bare
ZM227/466387-227 Blonde
ZM228/466387-228 Mimosa
ZM229/466387-229 Comet
ZM230/466387-230 Honeydew
ZM231/466387-231 Wild
ZM232/466387-232 Vine
ZM233/466387-233 Seed
ZM234/466387-234 Kale

### Meld continued

ZM235/466387-235 Waterfall
ZM236/466387-236 Nordic
ZM237/466387-237 Reef
ZM238/466387-238 Wave
ZM239/466387-239 Isle
ZM240/466387-240 Creek
ZM241/466387-241 Mariner
ZM242/466387-242 Globe
ZM243/466387-243 Spa

## Price Category 4-9

No fabrics available at this time.

- Maharam textiles are on assigned lead times A unless otherwise noted.
- Fabric numbers are listed as Herman Miller fabric number/Maharam fabric number.

# Maharam® Colors — Seating

continued

## Price Category A

## Price Category B

No fabrics available at this time.

Medium – Maharam	
54" wide	
100% polyester	
VM01/463490-001	Raven
VM02/463490-002	Smoke
VM03/463490-003	Alloy
VM04/463490-004	Flax
VM06/463490-006	Bark
VM07/463490-007	Espresso
VM08/463490-008	Pecan
VM12/463490-012	Pumpkin
VM13/463490-013	Persimmon
VM14/463490-014	Laser
VM16/463490-016	Port
VM22/463490-022	Marina
VM29/463490-029	Pistachio
VM32/463490-032	Prospect
VM36/463490-036	Delight
VM39/463490-039	Nautical
VM40/463490-040	Pool
VM44/463490-044	Washed
VM45/463490-045	Sculpture
VM46/463490-046	Thatched
VM47/463490-047	Hike
VM48/463490-048	Tangle
VM49/463490-049	Pacific
VM50/463490-050	Cosmic
VM51/463490-051	Cascade
VM52/463490-052	Blackberry
VM53/463490-053	Nasturtium
VM54/463490-054	Wooded

Messenger – Maharam	
54" wide	
78% recycled polyester	
15% polyester, 7% nylon	
TI01/458640-001	Balsa
TI06/458640-006	Tobacco
TI07/458640-007	Shadow *
TI08/458640-008	Bayou *
TI10/458640-010	Zinc
TI24/458640-024	Poppy
TI25/458640-025	Mao
TI29/458640-029	Onyx
TI31/458640-031	Cloud *
TI38/458640-038	Depth *
TI40/458640-040	Nile
TI41/458640-041	Azure *
TI45/458640-045	Cactus *
TI46/458640-046	Ice *
TI48/458640-048	Neon *
TI50/458640-050	Hydrangea *
TI51/458640-051	Lilac
TI52/458640-052	Chestnut
TI53/458640-053	Tangelo
TI54/458640-054	Lumine *
TI58/458640-058	Snow
TI59/458640-059	Fennel
TI60/458640-060	Peridot *
TI61/458640-061	Capri
TI62/458640-062	Ultramarine
TI63/458640-063	Squall
TI66/458640-066	Cassis
TI67/458640-067	Aster
TI68/458640-068	Spice
TI69/458640-069	Cherry
TI70/458640-070	Vibrant
TI71/458640-071	Satsuma *
TI72/458640-072	Maize

Messenger continued	
TI76/458640-076	Fossil
TI77/458640-077	Ash
TI78/458640-078	Tusk
TI79/458640-079	Oyster
TI80/458640-080	Pensive
TI81/458640-081	Husk
TI82/458640-082	Fireside
TI83/458640-083	Chili
TI84/458640-084	Robust
TI85/458640-085	Beyond
TI86/458640-086	Voyage
TI87/458640-087	Everglade
TI88/458640-088	Electric

\* Colors available on 20-day lead time.

- Maharam textiles are on assigned lead times <sup>A</sup> unless otherwise noted.
- Fabric numbers are listed as Herman Miller fabric number/Maharam fabric number.

# Maharam® Colors — Seating

continued

## Price Category C

Lariat – Maharam	
54" wide	
100% vinyl	
ZLR01/440401-001	001
ZLR02/440401-002	002
ZLR03/440401-003	003
ZLR04/440401-004	004
ZLR06/440401-006	006
ZLR07/440401-007	007
ZLR08/440401-008	008
ZLR10/440401-010	010
ZLR11/440401-011	011
ZLR12/440401-012	012
ZLR13/440401-013	013
ZLR14/440401-014	014
ZLR15/440401-015	015
ZLR16/440401-016	016
ZLR18/440401-018	018
ZLR20/440401-020	020
ZLR21/440401-021	021
ZLR23/440401-023	023
ZLR24/440401-024	024
ZLR25/440401-025	025
ZLR26/440401-026	026
ZLR27/440401-027	027
ZLR28/440401-028	028
ZLR29/440401-029	029
ZLR30/440401-030	030
ZLR31/440401-031	031
ZLR32/440401-032	032
ZLR33/440401-033	033
ZLR34/440401-034	034
ZLR35/440401-035	035
ZLR36/440401-036	036
ZLR37/440401-037	037
ZLR38/440401-038	038

Manner - Maharam	
54" wide	
100% recycled polyester	
Z2701/466177-001	Magic
Z2702/466177-002	Carob
Z2703/466177-003	Porpoise
Z2704/466177-004	Flint
Z2705/466177-005	Hush
Z2706/466177-006	Nuance
Z2707/466177-007	Thicket
Z2708/466177-008	Cocoa
Z2709/466177-009	Pathway
Z2710/466177-010	Cola
Z2711/466177-011	Ember
Z2712/466177-012	Wagon
Z2713/466177-013	Ablaze
Z2714/466177-014	Peel
Z2715/466177-015	Penny
Z2716/466177-016	Butterscotch
Z2717/466177-017	Harvest
Z2718/466177-018	Lioness
Z2719/466177-019	Caper
Z2720/466177-020	Parakeet
Z2721/466177-021	Greenway
Z2722/466177-022	Aquatic
Z2723/466177-023	Cottage
Z2724/466177-024	Dahlia
Z2725/466177-025	Vivid
Z2726/466177-026	Basin
Z2727/466177-027	Schooner

Metric – Maharam	
54" wide	
51% recycled polyester	
49% polyester	
Z301/466014-001	Phantom
Z302/466014-002	Fog
Z303/466014-003	Fleece
Z304/466014-004	Sourdough
Z305/466014-005	Toffee
Z306/466014-006	Driftwood
Z307/466014-007	Mineral
Z308/466014-008	Bittersweet
Z309/466014-009	Arabica
Z310/466014-010	Cerise
Z311/466014-011	Brick
Z312/466014-012	Cardinal
Z313/466014-013	Lava
Z314/466014-014	Oriole
Z315/466014-015	Cedar
Z317/466014-017	Caramel
Z318/466014-018	Pollen
Z319/466014-019	Tupelo
Z320/466014-020	Alligator
Z321/466014-021	Envy
Z322/466014-022	Bonsai
Z323/466014-023	Tar
Z324/466014-024	Anchor
Z325/466014-025	Twilight
Z326/466014-026	Admiral
Z327/466014-027	Seaport
Z328/466014-028	Scuba

## Price Category D

Mode – Maharam	
54" wide	
80% post-consumer recycled polyester	
20% polyester	
PFOA-Free stain resistant finish	
ZMD01/466337-001	Stroll
ZMD02/466337-002	Intaglio
ZMD03/466337-003	Ominous
ZMD04/466337-004	Machine
ZMD05/466337-005	Talus
ZMD06/466337-006	Marsh
ZMD07/466337-007	Hollow
ZMD08/466337-008	Sycamore
ZMD09/466337-009	Clavicle
ZMD10/466337-010	Billygoat
ZMD11/466337-011	Spindle
ZMD12/466337-012	Lemon
ZMD13/466337-013	Oxeye
ZMD14/466337-014	Henge
ZMD15/466337-015	Goldenrod
ZMD16/466337-016	Cottontail
ZMD17/466337-017	Lioness
ZMD18/466337-018	Oriole
ZMD19/466337-019	Rust
ZMD20/466337-020	Carotene
ZMD21/466337-021	Blush
ZMD22/466337-022	Vermillion
ZMD23/466337-023	Alder
ZMD24/466337-024	Kermes
ZMD25/466337-025	Barberry
ZMD26/466337-026	Petal
ZMD27/466337-027	Valley
ZMD28/466337-028	Odyssey
ZMD29/466337-029	Ballpoint
ZMD30/466337-030	Toile
ZMD31/466337-031	Paradise
ZMD32/466337-032	Angelfish
ZMD33/466337-033	Denim

Price category D continued  
on next page

- Maharam textiles are on assigned lead times <sup>A</sup> unless otherwise noted.
- Fabric numbers are listed as Herman Miller fabric number/Maharam fabric number.

# Maharam® Colors — Seating

continued

## Price Category D

continued

### Mode continued

ZMD34/466337-034	Crush
ZMD35/466337-035	Jetty
ZMD36/466337-036	Saltwater
ZMD37/466337-037	Mallard
ZMD38/466337-038	Celtic
ZMD39/466337-039	Eucalyptus
ZMD40/466337-040	Bonsai
ZMD41/466337-041	Sassafras
ZMD42/466337-042	Yucca
ZMD43/466337-043	Lichen

## Price Category E

### Focus - Maharam

57" wide

54% post-industrial recycled polyester

33% polyester

13% post-consumer recycled polyester

ZFS01/465910-001	Ivory
ZFS02/465910-002	Allow
ZFS04/465910-004	Lichen
ZFS06/465910-006	Sierra
ZFS07/465910-007	Merlot
ZFS08/465910-008	Clove
ZFS09/465910-009	Carbon
ZFS10/465910-010	Regatta
ZFS11/465910-011	Emerald

### Ledger – Maharam

54" wide	
100% polyurethane	
V9G1/463770-001	001
V9G2/463770-002	002
V9G3/463770-003	003
V9G4/463770-004	004
V9G6/463770-006	006
V9G7/463770-007	007
V9GG/463770-017	017
V9GH/463770-018	018
V9GJ/463770-019	019
V9GM/463770-022	022
V9GQ/463770-025	025
V9GS/463770-026	026
V9GU/463770-028	028
V9GV/463770-029	029
V9GW/463770-030	030
V9GX/463770-031	031
V9GY/463770-032	032
V9GZ/463770-033	033
V9G10/463770-034	034
V9G11/463770-035	035
V9G12/463770-036	036
V9G13/463770-037	037
V9G14/463770-038	038

### Ledger continued

V9G15/463770-039	039
V9G16/463770-040	040
V9G17/463770-041	041
V9G18/463770-042	042
V9G19/463770-043	043
V9G20/463770-044	044
V9G21/463770-045	045
V9G22/463770-046	046

### Oblique - Maharam

58" wide	
100% polyester	
with stain resistant finish	
ZBQ01/466222-001	001
ZBQ02/466222-002	002
ZBQ03/466222-003	003
ZBQ04/466222-004	004
ZBQ05/466222-005	005
ZBQ06/466222-006	006
ZBQ07/466222-007	007

### Pick - Maharam

58" wide	
100% polyester	
with stain resistant finish	
ZP201/466224-001	001
ZP202/466224-002	002
ZP203/466224-003	003
ZP204/466224-004	004
ZP205/466224-005	005
ZP206/466224-006	006
ZP207/466224-007	007
ZP208/466224-008	008
ZP209/466224-009	009
ZP210/466224-010	010

### Skein - Maharam

54" wide

56% recycled polyester

44% polyester

Z3201/466170-001

Burrow

Z3204/466170-004

Sumac

Z3205/466170-005

Pomegranate

Z3206/466170-006

Cavern

Z3207/466170-007

Bitter

Z3208/466170-008

Cinder

Z3209/466170-009

Dock

Z3210/466170-010

Cadet

Z3211/466170-011

Marsh

### Technic - Maharam

56" wide

60% post-industrial recycled polyester

40% post-consumer recycled polyester

PFOA-Free stain resistant finish

Acrylic backing

ZT301/466226-001 Cumin

ZT302/466226-002 Evergreen

ZT303/466226-003 Cobalt

ZT304/466226-004 Bear

ZT305/466226-005 Squirrel

- Maharam textiles are on assigned lead times <sup>A</sup> unless otherwise noted.
- Fabric numbers are listed as Herman Miller fabric number/Maharam fabric number.

# Maharam® Colors — Seating

continued

## Price Category F

Chock - Maharam	
59" wide	
36% rayon	
35% cotton	
29% solution-dyed post-industrial recycled nylon	
PFOA-Free stain resistant finish	
Acrylic backing	
ZCH01/466219-001	Beige
ZCH02/466219-002	Stone
ZCH03/466219-003	Brown
ZCH04/466219-004	Red
ZCH05/466219-005	Copper
ZCH07/466219-007	Smoke
ZCH08/466219-008	Ebony

Coin - Maharam	
57" wide	
43% polyester	
37% post-industrial recycled polyester	
20% post-consumer recycled polyester	
PFOA-Free stain resistant finish	
Acrylic backing	
ZC801/466233-001	Nickel
ZC802/466233-002	Diner
ZC803/466233-003	Copper
ZC804/466233-004	Maroon
ZC805/466233-005	Penny
ZC806/466233-006	Exchange
ZC807/466233-007	Lead

Coincide - Maharam	
54" wide	
100% polyester	
ZCJ01/465808-001	Mist
ZCJ02/465808-002	Drizzle
ZCJ03/465808-003	Cicada
ZCJ04/465808-004	Bungalow
ZCJ05/465808-005	Aurora
ZCJ06/465808-006	Currant
ZCJ07/465808-007	Raisin
ZCJ08/465808-008	Tranquil
ZCJ09/465808-009	Caribbean
ZCJ10/465808-010	Woodland
ZCJ11/465808-011	Acre

Crush - Maharam	
54" wide	
85% solution-dyed nylon	
13% polyester	
2% polyolefin	
VS01/464780-001	001
VS02/464780-002	002
VS05/464780-005	005
VS08/464780-008	008
VS13/464780-013	013
VS16/464780-016	016
VS17/464780-017	017
VS18/464780-018	018
VS19/464780-019	019
VS20/464780-020	020
VS22/464780-022	022
VS23/464780-023	023
VS26/464780-026	026
VS27/464780-027	027

Disc - Maharam	
57" wide	
100% polyester	
PFOA-Free stain resistant finish	
Acrylic backing	
ZD101/466221-001	Nude
ZD102/466221-002	Khaki
ZD103/466221-003	Festive
ZD104/466221-004	Vibrant
ZD105/466221-005	Somber
ZD106/466221-006	Warm
ZD107/466221-007	Steel

Divide - Maharam	
57" wide	
45% polyester	
36% post-industrial recycled polyester	
19% post-consumer recycled polyester	
PFOA-Free stain resistant finish	
Acrylic backing	
ZD301/466220-001	Ecru
ZD302/466220-002	Café
ZD303/466220-003	Concrete
ZD304/466220-004	Forest
ZD305/466220-005	Tropic
ZD306/466220-006	Lagoon
ZD307/466220-007	Mocha
ZD308/466220-008	Singe
ZD309/466220-009	Cayenne

Exchange - Maharam	
58" wide	
58% post-industrial recycled polyester	
42% post-consumer recycled polyester	
ZEE01/466027-001	Cinder
ZEE02/466027-002	Sable
ZEE04/466027-004	Gull
ZEE06/466027-006	Coastline
ZEE07/466027-007	Clay
ZEE08/466027-008	Buck
ZEE10/466027-010	Rhubarb
ZEE11/466027-011	Punch

Plait - Maharam	
58" wide	
68% recycled polyester	
32% polyester	
Z2901/466052-001	Cobblestone
Z2902/466052-002	Sachet
Z2903/466052-003	Mesa
Z2904/466052-004	Tavern
Z2905/466052-005	Sequoia
Z2906/466052-006	Rhubarb
Z2907/466052-007	Sangria
Z2908/466052-008	Reef
Z2909/466052-009	Stormy
Z2910/466052-010	Dapper

Rove - Maharam	
54" wide	
100% solution-dyed polyolefin with silver-based antimicrobial	
ZRV01/466096-001	Rice
ZRV02/466096-002	Soba
ZRV03/466096-003	Owl
ZRV04/466096-004	Till
ZRV05/466096-005	Dijon
ZRV06/466096-006	Mum
ZRV07/466096-007	Nasturtium
ZRV08/466096-008	Vixen
ZRV09/466096-009	Roast
ZRV10/466096-010	Llama
ZRV11/466096-011	Rind
ZRV12/466096-012	Grackle
ZRV13/466096-013	Indigo
ZRV14/466096-014	Drip
ZRV15/466096-015	Neptunia
ZRV16/466096-016	Pomelo
ZRV17/466096-017	Fairy

Price category F continued on next page

- Maharam textiles are on assigned lead times <sup>A</sup> unless otherwise noted.
- Fabric numbers are listed as Herman Miller fabric number/Maharam fabric number.

# Maharam® Colors — Seating

continued

## Price Category F

continued

Runner Standard - Maharam	
58" wide	
57% post-industrial recycled polyester	
43% post-consumer recycled polyester	
ZRA07/466167-007	Bluff
ZRA08/466167-008	Arid
ZRA09/466167-009	Grove
ZRA10/466167-010	Starboard
ZRA11/466167-011	Plot
ZRA12/466167-012	Carousel

Seam - Maharam	
54" wide	
100% polyester	
PFOA-Free stain resistant finish	
Acrylic backing	
ZSM01/466289-001	Reed
ZSM02/466289-002	Console
ZSM03/466289-003	Play
ZSM04/466289-004	Jock
ZSM05/466289-005	Engine
ZSM06/466289-006	Haunted
ZSM07/466289-007	Transmit
ZSM08/466289-008	Spark
ZSM09/466289-009	Storm
ZSM10/466289-010	Tunnel

Sequence - Maharam	
54" wide	
100% solution-dyed polyolefin	
with silver-based antimicrobial	
Z3101/466179-001	Driftwood
Z3102/466179-002	Boardwalk
Z3103/466179-003	Rattan
Z3104/466179-004	Alfresco
Z3105/466179-005	Plunge
Z3106/466179-006	Starboard
Z3107/466179-007	Veranda
Z3108/466179-008	Lodge
Z3109/466179-009	Flare

Shuttle Standard - Maharam	
54" wide	
84% post-industrial recycled polyester	
16% post-consumer recycled polyester	
ZSS16/466168-016	Clam
ZSS17/466168-017	Plateau
ZSS18/466168-018	Shoal

Strum - Maharam	
54" wide	
100% polyurethane	
with silver-based antimicrobial	
Z3301/466122-001	Overcast
Z3302/466122-002	Ridge
Z3303/466122-003	Twilight
Z3304/466122-004	Pigeon
Z3305/466122-005	Char
Z3306/466122-006	Cabin
Z3307/466122-007	Bur
Z3308/466122-008	Abalone
Z3309/466122-009	Prawn
Z3310/466122-010	Gourd
Z3311/466122-011	Wheat
Z3312/466122-012	Lemongrass

## Price Category G

Coin Crypton - Maharam	
54" wide	
43% polyester	
37% post-industrial recycled polyester	
20% post-consumer recycled polyester	
Crypton Green finish and backing	
ZC901/466236-001	Nickel
ZC902/466236-002	Diner
ZC903/466236-003	Copper
ZC904/466236-004	Maroon
ZC905/466236-005	Penny
ZC906/466236-006	Exchange
ZC907/466236-007	Lead

Coincide High Performance-Maharam	
54" wide	
100% polyester	
ZCF02/466132-002	Drizzle
ZCF03/466132-003	Cicada
ZCF04/466132-004	Bungalow
ZCF07/466132-007	Raisin
ZCF10/466132-010	Woodland
ZCF11/466132-011	Acre

Colline - Maharam	
55" wide	
75% wool	
17% acrylic	
8% nylon	
ZCQ01/466155-108	108
ZCQ02/466155-118	118
ZCQ03/466155-148	148
ZCQ04/466155-188	188
ZCQ05/466155-228	228
ZCQ06/466155-348	348
ZCQ07/466155-448	448
ZCQ08/466155-548	548
ZCQ09/466155-568	568
ZCQ10/466155-668	668
ZCQ11/466155-688	688
ZCQ12/466155-788	788

Compound - Maharam	
54" wide	
100% polyurethane	
silane-based antimicrobial	
ZC201/466196-001	001
ZC202/466196-002	002
ZC203/466196-003	003
ZC204/466196-004	004
ZC205/466196-005	005
ZC206/466196-006	006
ZC207/466196-007	007
ZC208/466196-008	008
ZC209/466196-009	009
ZC210/466196-010	010
ZC211/466196-011	011
ZC212/466196-012	012
ZC213/466196-013	013
ZC214/466196-014	014
ZC215/466196-015	015
ZC216/466196-016	016
ZC217/466196-017	017
ZC218/466196-018	018
ZC219/466196-019	019

Disc Crypton - Maharam	
57" wide	
100% polyester	
Crypton finish and backing	
ZD204/466237-004	Vibrant
ZD205/466237-005	Somber
ZD207/466237-007	Steel

Price category G continued on next page

- Maharam textiles are on assigned lead times [A](#) unless otherwise noted.
- Fabric numbers are listed as Herman Miller fabric number/Maharam fabric number.



# Maharam® Colors — Seating

continued

## Price Category G

continued

Divide Crypton - Maharam	
57" wide	
45% polyester	
36% post-industrial recycled polyester	
19% post-consumer recycled polyester	
Crypton Green finish and backing	
ZD401/466238-001	Ecru
ZD402/466238-002	Café
ZD403/466238-003	Concrete
ZD404/466238-004	Forest
ZD405/466238-005	Tropic
ZD406/466238-006	Lagoon
ZD407/466238-007	Mocha
ZD408/466238-008	Singe

Divina Melange — Maharam	
59" wide	
100% wool	
TG01/460830-120	120
TG02/460830-170	170
TG03/460830-180	180
TG04/460830-220	220
TG05/460830-260	260
TG06/460830-280	280
TG07/460830-871	871
TG08/460830-821	821
TG09/460830-771	771
TG10/460830-721	721
TG11/460830-731	731
TG12/460830-681	681
TG13/460830-631	631
TG15/460830-671	671
TG16/460830-581	581
TG17/460830-531	531
TG18/460830-521	521
TG19/460830-571	571
TG20/460830-421	421
TG21/460830-471	471
TG22/460830-931	931
TG24/460830-971	971
TG25/460830-925	925
TG26/460830-620	620

Emboss - Maharam	
54" wide	
100% polyurethane	
Polyester backing	
ZEM01/466281-001	Bronze
ZEM02/466281-002	Brass
ZEM03/466281-003	Gold
ZEM04/466281-004	Platinum
ZEM05/466281-005	Silver
ZEM06/466281-006	Aqua
ZEM07/466281-007	Aegean
ZEM08/466281-008	Cobalt
ZEM09/466281-009	Ultraviolet
ZEM10/466281-010	Copper
ZEM11/466281-011	Molten

Fold - Maharam	
54" wide	
100% polyurethane	
Polyester backing	
ZF101/466292-001	Jet
ZF102/466292-002	Chalk
ZF103/466292-003	Smoke
ZF104/466292-004	Putty
ZF105/466292-005	Fatigue
ZF106/466292-006	Splash
ZF107/466292-007	Apple
ZF108/466292-008	Moss
ZF109/466292-009	Graphite
ZF110/466292-010	Midnight

Hero by Kvadrat - Maharam	
55" wide	
96% wool	
4% nylon	
ZH101/466318-101	101
ZH102/466318-141	141
ZH103/466318-151	151
ZH104/466318-181	181
ZH105/466318-191	191
ZH106/466318-201	201
ZH107/466318-211	211
ZH108/466318-231	231
ZH109/466318-311	311

Hero by Kvadrat continued	
ZH110/466318-381	381
ZH111/466318-411	411
ZH112/466318-441	441
ZH113/466318-451	451
ZH114/466318-481	481
ZH115/466318-511	511
ZH116/466318-541	541
ZH117/466318-551	551
ZH118/466318-601	601
ZH119/466318-681	681
ZH120/466318-701	701
ZH121/466318-711	711
ZH122/466318-751	751
ZH123/466318-791	791
ZH124/466318-901	901
ZH125/466318-931	931
ZH126/466318-941	941
ZH127/466318-981	981
ZH128/466318-991	991

Omen - Maharam	
54" wide	
75% polyester	
16% post-industrial recycled polyester	
9% post-consumer recycled polyester	
ZQM01/466172-001	Clam
ZQM02/466172-002	Pewter
ZQM03/466172-003	Hazel
ZQM04/466172-004	Grain
ZQM05/466172-005	Bundle
ZQM07/466172-007	Glacier
ZQM08/466172-008	Surf
ZQM09/466172-009	Wade
ZQM10/466172-010	Marble
ZQM11/466172-011	Silt
ZQM12/466172-012	Persimmon
ZQM13/466172-013	Rocket

Pick Crypton - Maharam	
54" wide	
100% polyester	
Crypton finish and backing	
ZP102/466235-002	Olive
ZP103/466235-003	Slate
ZP104/466235-004	Espresso
ZP105/466235-005	Pepper
ZP106/466235-006	Masala
ZP107/466235-007	Fresh
ZP108/466235-008	Cool
ZP109/466235-009	Ink
ZP110/466235-010	Jet

Pocket - Maharam	
54" wide	
76% recycled polyester	
24% nylon	
ZP301/466243-001	001
ZP302/466243-002	002
ZP303/466243-003	003
ZP304/466243-004	004
ZP305/466243-005	005
ZP306/466243-006	006
ZP307/466243-007	007

Remix - Maharam	
54" wide	
90% wool	
10% nylon	
V2601/465956-113	113
V2602/465956-123	123
V2603/465956-133	133
V2604/465956-143	143
V2605/465956-152	152
V2606/465956-163	163
V2607/465956-173	173
V2608/465956-183	183
V2609/465956-223	223
V2610/465956-233	233
V2611/465956-242	242
V2612/465956-252	252
V2613/465956-362	362
V2614/465956-373	373

- Maharam textiles are on assigned lead times <sup>A</sup> unless otherwise noted.
- Fabric numbers are listed as Herman Miller fabric number/Maharam fabric number.

Price category G continued  
on next page

# Maharam® Colors — Seating

continued

## Price Category G

continued

Remix continued	
V2615/465956-383	383
V2616/465956-393	393
V2617/465956-412	412
V2618/465956-422	422
V2619/465956-433	433
V2620/465956-443	443
V2621/465956-452	452
V2622/465956-543	543
V2623/465956-612	612
V2624/465956-632	632
V2625/465956-643	643
V2626/465956-653	653
V2627/465956-662	662
V2628/465956-672	672
V2629/465956-682	682
V2630/465956-692	692
V2631/465956-722	722
V2632/465956-733	733
V2633/465956-743	743
V2634/465956-753	753
V2635/465956-762	762
V2636/465956-773	773
V2637/465956-783	783
V2638/465956-823	823
V2639/465956-842	842
V2640/465956-852	852
V2641/465956-873	873
V2642/465956-912	912
V2643/465956-923	923
V2644/465956-933	933
V2645/465956-942	942
V2646/465956-962	962
V2647/465956-973	973
V2648/465956-982	982
V2649/465956-954	954

Ring - Maharam	
54" wide	
48% polyester	
34% post-industrial recycled polyester	
18% post-consumer recycled polyester	
ZRG02/466182-002	Flax
ZRG04/466182-004	Black
ZRG05/466182-005	Scarlet
ZRG06/466182-006	Rust
ZRG07/466182-007	Green
ZRG09/466182-009	Royal

Runner - Maharam	
54" wide	
57% post-industrial recycled polyester	
43% post-consumer recycled polyester	
ZRF01/466108-001	Bluff
ZRF02/466108-002	Arid
ZRF03/466108-003	Grove
ZRF04/466108-004	Starboard
ZRF05/466108-005	Plot
ZRF06/466108-006	Carousel

Sheen - Maharam	
54" wide	
100% polyurethane with silane-based antimicrobial	
ZSN01/466246-001	Sail
ZSN02/466246-002	Silver
ZSN03/466246-003	Pewter
ZSN04/466246-004	Hearth
ZSN05/466246-005	Fern
ZSN06/466246-006	Bog
ZSN07/466246-007	Cricket
ZSN08/466246-008	Clove
ZSN09/466246-009	Mystic
ZSN10/466246-010	Vat
ZSN11/466246-011	Huckleberry
ZSN12/466246-012	Mauve
ZSN13/466246-013	Brick
ZSN14/466246-014	Ruby
ZSN15/466246-015	Dragon
ZSN16/466246-016	Kumquat
ZSN17/466246-017	Cinnamon
ZSN18/466246-018	Alder

Steelcut - Maharam	
55" wide	
90% wool	
10% nylon	
ZSE01/464470-110	110
ZSE02/464470-120	120
ZSE03/464470-135	135
ZSE04/464470-140	140
ZSE05/464470-155	155
ZSE06/464470-160	160
ZSE07/464470-180	180
ZSE08/464470-190	190
ZSE09/464470-220	220
ZSE10/464470-240	240
ZSE11/464470-255	255
ZSE12/464470-265	265
ZSE13/464470-365	365
ZSE14/464470-370	370
ZSE15/464470-380	380
ZSE16/464470-435	435
ZSE17/464470-445	445
ZSE18/464470-535	535
ZSE19/464470-545	545
ZSE20/464470-550	550
ZSE21/464470-605	605
ZSE22/464470-615	615
ZSE23/464470-625	625
ZSE24/464470-635	635
ZSE25/464470-655	655
ZSE26/464470-660	660
ZSE27/464470-685	685
ZSE28/464470-695	695
ZSE29/464470-760	760
ZSE30/464470-775	775
ZSE31/464470-780	780
ZSE32/464470-820	820
ZSE33/464470-835	835
ZSE34/464470-935	935
ZSE35/464470-950	950
ZSE36/464470-975	975
ZSE37/464470-985	985

Steelcut Trio - Maharam	
55" wide	
90% wool	
10% nylon	
V2501/465906-105	105
V2502/465906-113	113
V2503/465906-124	124
V2504/465906-133	133
V2506/465906-153	153
V2507/465906-195	195
V2508/465906-205	205
V2509/465906-213	213
V2513/465906-253	253
V2514/465906-283	283
V2518/465906-383	383
V2523/465906-453	453
V2525/465906-515	515
V2526/465906-533	533
V2527/465906-553	553
V2529/465906-645	645
V2534/465906-713	713
V2542/465906-865	865
V2543/465906-883	883
V2544/465906-915	915
V2545/465906-933	933
V2546/465906-945	945
V2547/465906-953	953
V2548/465906-965	965
V2549/465906-983	983
V2550/465906-176	176
V2551/465906-226	226
V2552/465906-236	236
V2553/465906-246	246
V2554/465906-266	266
V2555/465906-276	276
V2556/465906-336	336
V2557/465906-376	376
V2558/465906-416	416
V2559/465906-426	426
V2560/465906-436	436
V2561/465906-446	446

Price category G continued on next page

- Maharam textiles are on assigned lead times [A](#) unless otherwise noted.
- Fabric numbers are listed as Herman Miller fabric number/Maharam fabric number.



# Maharam® Colors — Seating

continued

## Price Category G

continued

### Steelcut Trio *continued*

V2562/465906-466	466
V2563/465906-476	476
V2564/465906-506	506
V2565/465906-526	526
V2566/465906-576	576
V2567/465906-616	616
V2568/465906-636	636
V2569/465906-666	666
V2570/465906-686	686
V2571/465906-716	716
V2572/465906-746	746
V2573/465906-756	756
V2574/465906-776	776
V2575/465906-796	796
V2576/465906-806	806
V2577/465906-906	906
V2578/465906-916	916
V2579/465906-946	946
V2580/465906-966	966
V2581/465906-976	976
V2582/465906-996	996

### Stride - Maharam

58" wide
40% post-industrial recycled polyester
39% polyester
21% post-consumer recycled polyester
PFOA-Free stain resistant finish
Acrylic backing
ZS103/466252-003 Midnight
ZS104/466252-004 Moss
ZS106/466252-006 Ember

### Ticker - Maharam

54" wide
47% polyester
31% post-industrial recycled polyester
22% post-consumer recycled polyester
Crypton green finish and backing
ZT401/466304-001 Calm
ZT402/466304-002 Millet
ZT403/466304-003 Sow
ZT404/466304-004 Beaver
ZT405/466304-005 Patch
ZT406/466304-006 Balloon
ZT407/466304-007 Squad
ZT408/466304-008 Bale
ZT409/466304-009 Fecund
ZT410/466304-010 Aquarium
ZT411/466304-011 Drink
ZT412/466304-012 Depth
ZT413/466304-013 Far

### Vestige - Maharam

54" wide
71% polyester
29% rayon
ZVT01/466259-001 001
ZVT02/466259-002 002
ZVT03/466259-003 003
ZVT04/466259-004 004
ZVT05/466259-005 005
ZVT06/466259-006 006
ZVT07/466259-007 007
ZVT08/466259-008 008
ZVT09/466259-009 009
ZVT10/466259-010 010

## Price Category H

### Circles — Maharam

55" wide
70% cotton
30% polyester
ZT01/458310-001 Khaki
ZT02/458310-002 Fatigue
ZT03/458310-003 Document
ZT04/458310-004 Engine
ZT05/458310-005 Charcoal

### Crosspatch — Maharam

54" wide
75% rayon
25% polyester
ZS01/458920-001 Song
ZS02/458920-002 Fresh
ZS04/458920-004 Document
ZS06/458920-006 Circus
ZS08/458920-008 Grounded

### Ditto — Maharam

54" wide
77% recycled polyester
23% solution dyed nylon
Z2D1/465993-001 Nacre
Z2D2/465993-002 Shadow
Z2D3/465993-003 Saddle
Z2D9/465993-009 Fern
Z2DA/465993-010 Fountain
Z2DB/465993-011 Cobalt
Z2DC/465993-012 Iron
Z2DD/465993-013 Driftwood

### Divina MD - Maharam

59" wide
100% wool
Z2301/466150-193 193
Z2302/466150-203 203
Z2303/466150-213 213
Z2304/466150-293 293
Z2305/466150-343 343
Z2306/466150-353 353
Z2307/466150-363 363
Z2308/466150-413 413
Z2309/466150-433 433
Z2310/466150-453 453
Z2311/466150-613 613
Z2312/466150-633 633
Z2313/466150-653 653
Z2314/466150-673 673
Z2315/466150-683 683
Z2316/466150-713 713
Z2317/466150-733 733
Z2318/466150-743 743
Z2319/466150-753 753
Z2320/466150-773 773
Z2321/466150-783 783
Z2322/466150-813 813
Z2323/466150-843 843
Z2324/466150-873 873
Z2325/466150-913 913
Z2326/466150-943 943
Z2327/466150-973 973

Price category H continued  
on next page

- Maharam textiles are on assigned lead times <sup>A</sup> unless otherwise noted.
- Fabric numbers are listed as Herman Miller fabric number/Maharam fabric number.

# Maharam® Colors — Seating

continued

## Price Category H

continued

Divina - Maharam		
59" wide		
100% wool		
TF01/460730-154	154	
TF03/460730-171	171	
TF04/460730-173	173	
TF05/460730-181	181	
TF06/460730-191	191	
TF08/460730-224	224	
TF10/460730-334	334	
TF13/460730-384	384	
TF14/460730-393	393	
TF16/460730-444	444	
TF17/460730-462	462	
TF18/460730-542	542	
TF19/460730-552	552	
TF20/460730-562	562	
TF22/460730-584	584	
TF23/460730-623	623	
TF25/460730-652	652	
TF26/460730-662	662	
TF27/460730-671	671	
TF29/460730-684	684	
TF30/460730-691	691	
TF31/460730-692	692	
TF33/460730-712	712	
TF37/460730-742	742	
TF41/460730-782	782	
TF42/460730-791	791	
TF43/460730-793	793	
TF47/460730-893	893	
TF49/460730-922	922	
TF51/460730-944	944	
TF53/460730-984	984	
TF55/460730-106	106	
TF56/460730-236	236	
TF57/460730-246	246	
TF58/460730-346	346	
TF59/460730-356	356	
TF60/460730-376	376	
TF61/460730-426	426	
TF62/460730-526	526	
TF63/460730-536	536	
TF64/460730-626	626	
TF65/460730-636	636	

Divina continued		
TF66/460730-666	666	
TF67/460730-676	676	
TF68/460730-686	686	
TF69/460730-696	696	
TF70/460730-756	756	
TF71/460730-826	826	
TF72/460730-836	836	
TF73/460730-846	846	
TF74/460730-856	856	
TF75/460730-876	876	
TF76/460730-886	886	
TF77/460730-936	936	
TF78/460730-956	956	
TF79/460730-966	966	

Dot Pattern — Maharam		
55" wide		
71% cotton		
29% polyester		
ZK01/458300-001	Document	
ZK02/458300-002	Taupe	
ZK04/458300-004	Red	
ZK05/458300-005	Navy	

Hallingdal - Maharam		
51" wide		
70% wool		
30% rayon		
Z2401/460760-100	100	
Z2402/460760-103	103	
Z2403/460760-110	110	
Z2404/460760-113	113	
Z2405/460760-116	116	
Z2406/460760-123	123	
Z2407/460760-126	126	
Z2408/460760-130	130	
Z2409/460760-143	143	
Z2410/460760-153	153	
Z2411/460760-166	166	
Z2412/460760-173	173	
Z2413/460760-180	180	
Z2414/460760-190	190	
Z2415/460760-200	200	
Z2416/460760-220	220	

Hallingdal continued		
Z2417/460760-224	224	
Z2418/460760-227	227	
Z2419/460760-270	270	
Z2420/460760-350	350	
Z2421/460760-368	368	
Z2422/460760-370	370	
Z2423/460760-376	376	
Z2424/460760-390	390	
Z2425/460760-407	407	
Z2426/460760-420	420	
Z2427/460760-457	457	
Z2428/460760-526	526	
Z2429/460760-547	547	
Z2430/460760-563	563	
Z2431/460760-573	573	
Z2432/460760-590	590	
Z2433/460760-596	596	
Z2434/460760-600	600	
Z2435/460760-657	657	
Z2436/460760-660	660	
Z2437/460760-674	674	
Z2438/460760-680	680	
Z2439/460760-687	687	
Z2440/460760-694	694	
Z2441/460760-702	702	
Z2442/460760-723	723	
Z2443/460760-733	733	
Z2444/460760-750	750	
Z2445/460760-753	753	
Z2446/460760-754	754	
Z2447/460760-763	763	
Z2448/460760-764	764	
Z2449/460760-773	773	
Z2450/460760-810	810	
Z2451/460760-840	840	
Z2452/460760-850	850	
Z2453/460760-890	890	
Z2454/460760-907	907	
Z2455/460760-944	944	
Z2456/460760-960	960	
Z2457/460760-968	968	
Z2458/460760-980	980	

Offset — Maharam		
54" wide		
40% cotton		
36% nylon		
24% wool		
ZQF01/465951-001	Passage	
ZQF02/465951-002	Fieldstone	
ZQF03/465951-003	Coast	
ZQF04/465951-004	Esplanade	
ZQF05/465951-005	Oasis	
ZQF06/465951-006	Spice	
ZQF07/465951-007	Bloom	

Small Dot Pattern — Maharam		
55" wide		
71% cotton		
29% polyester		
ZL01/458320-001	Document	
ZL02/458320-002	Sand	
ZL03/458320-003	Khaki	
ZL04/458320-004	Taupe	
ZL05/458320-005	Charcoal	
ZL06/458320-006	Document	
	Reverse	
ZL07/458320-007	Red	
ZL08/458320-008	Yellow	
ZL09/458320-009	Green	

Tonus - Maharam		
51" wide		
90% wool		
10% helanka		
ZTN01/460800-100	100	
ZTN03/460800-109	109	
ZTN05/460800-118	118	
ZTN10/460800-125	125	
ZTN13/460800-128	128	
ZTN14/460800-129	129	
ZTN15/460800-130	130	
ZTN16/460800-131	131	
ZTN17/460800-132	132	
ZTN19/460800-135	135	
ZTN21/460800-207	207	

Price category H continued on next page

- Maharam textiles are on assigned lead times [A](#) unless otherwise noted.
- Fabric numbers are listed as Herman Miller fabric number/Maharam fabric number.

# Maharam® Colors — Seating

continued

## Price Category H

continued

Tonus continued	
ZTN23/460800-210	210
ZTN26/460800-216	216
ZTN27/460800-240	240
ZTN29/460800-440	440
ZTN32/460800-508	508
ZTN34/460800-605	605
ZTN35/460800-608	608
ZTN36/460800-609	609
ZTN37/460800-610	610
ZTN38/460800-613	613
ZTN40/460800-615	615
ZTN41/460800-619	619
ZTN51/460800-631	631
ZTN54/460800-634	634
ZTN56/460800-636	636
ZTN59/460800-690	690
ZTN62/460800-840	840
ZTN63/460800-940	940
ZTN65/460800-224	224
ZTN66/460800-244	244
ZTN67/460800-364	364
ZTN68/460800-374	374
ZTN69/460800-394	394
ZTN70/460800-424	424
ZTN71/460800-454	454
ZTN72/460800-464	464
ZTN73/460800-474	474
ZTN74/460800-554	554
ZTN75/460800-654	654
ZTN76/460800-664	664
ZTN77/460800-684	684
ZTN78/460800-754	754
ZTN79/460800-764	764
ZTN80/460800-854	854
ZTN81/460800-914	914
ZTN82/460800-934	934
ZTN83/460800-954	954
ZTN84/460800-964	964
ZTN85/460800-974	974

## Price Category I

Latch - Maharam	
55" wide	
61% cotton	
39% solution-dyed post-industrial recycled nylon	
16% rayon	
PFOA-Free stain resistant finish	
Acrylic backing	
ZLC01/466301-001	Rescue
ZLC02/466301-002	Guide
ZLC03/466301-003	Rotary
ZLC04/466301-004	Radar
ZLC05/466301-005	Sphere
ZLC06/466301-006	Solemn
Teatro - Maharam	
55" wide	
100% polyester	
Polyester/Cotton backing	
ZT201/466309-001	Crumb
ZT202/466309-002	Dorper
ZT203/466309-003	Herd
ZT204/466309-004	Deep
ZT205/466309-005	Robe
ZT206/466309-006	Heat
ZT207/466309-007	Caspian
ZT208/466309-008	Misty
ZT209/466309-009	Boulder
ZT210/466309-010	Elixir
ZT211/466309-011	Guard
ZT212/466309-012	Throne

## Price Category J

Tokyo - Maharam	
59" wide	
67% wool	
24% polyester	
9% nylon	
ZT101/466247-112	112
ZT102/466247-132	132
ZT103/466247-182	182
ZT104/466247-242	242
ZT105/466247-252	252
ZT106/466247-352	352
ZT107/466247-432	432
ZT108/466247-632	632
ZT109/466247-652	652
ZT110/466247-682	682
ZT111/466247-692	692
ZT112/466247-732	732
ZT113/466247-782	782
ZT114/466247-952	952
ZT115/466247-982	982

## Price Category K

Coda by Kvadrat - Maharam	
55" wide	
90% wool	
10% nylon	
ZC701/464480-100	100
ZC702/464480-103	103
ZC703/464480-116	116
ZC704/464480-182	182
ZC705/464480-222	222
ZC706/464480-232	232
ZC707/464480-242	242
ZC708/464480-362	362
ZC709/464480-382	382
ZC710/464480-410	410
ZC711/464480-422	422
ZC712/464480-442	442
ZC713/464480-610	610
ZC714/464480-632	632
ZC715/464480-642	642
ZC716/464480-722	722
ZC717/464480-762	762
ZC718/464480-962	962

Appendix: Maharam Colors — Seating

- Maharam textiles are on assigned lead times <sup>A</sup> unless otherwise noted.
- Fabric numbers are listed as Herman Miller fabric number/Maharam fabric number.

Maharam® Colors — Seating

continued

Price Category L

Minicheck - Maharam
55" wide
78% cotton
22% polyester
PFOA-Free stain resistant finish
ZMK01/466268-001 Black/White

Price Category M

Fruit - Maharam
54" wide
55% cotton
32% nylon
13% post-consumer recycled polyester
PFOA-Free stain resistant finish
Acrylic backing
ZF201/466262-001 Opal
ZF202/466262-002 Lime
ZF203/466262-003 Olive
ZF204/466262-004 Sky
ZF205/466262-005 Kernal
ZF206/466262-006 Droplet
ZF207/466262-007 Russet

Price Category N-Z

No fabrics available at this time.


• Maharam textiles are on assigned lead times [A](#) unless otherwise noted.

• Fabric numbers are listed as Herman Miller fabric number/Maharam fabric number.



For more information about our products and services or to see a list of dealers, please visit us at [HermanMiller.com](http://HermanMiller.com) or call (800) 851 1196.

© 2018 Herman Miller, Inc., Zeeland, Michigan

® **HermanMiller**, , 3D Intelligent, AO, Action Office, Aeron, ArcSpan, Aside, Avall, Avive, Bubble Lamps, Canvas Office Landscape, Caper, Celle, Co/Struc, Daisiyone, Distil, Eames, Eco-Dematerialized, Embody, Envelop, Equa 2, Ergon 3, Ethospace, Exclave, Fine-Tune, FlexFront, Flo, Formcoat, Formwork, Ground Cloth, Herman Miller for the Home, Herman Miller for Healthcare, Intersect, Kinemat, Lapjack, Layout Studio, Lifework, Limerick, Live Unframed, Living Office, Locale, Maharam, Meridian, Mirra, Passage, Pellicle, Perspectives, PostureFit, Public Office Landscape, Resolve, Rodney, Sayl, Setu, Thrive, Tu, Wishbone, and Y-Tower are among the registered trademarks of Herman Miller, Inc., and its owned subsidiaries.

™ 8Z Pellicle, About Face, AireWeave, Albert, Backfit, Bubbletack, Burdick Group, Butterfly Back, Celeste, Cellular Suspension, Clam, Compass, Connect, Cosm, Cubert, DOT, Duracare, Durawrap, Eames Soft Pad, EnhancedAccess, Everywhere, Flex-Edge, Flute, Harmonic, Herman Miller Select, Hopsak 2, Intent, Iota, Jaw, Keyless Entry, Keyn Chair Group by Herman Miller, Latitude, Lino, Locale, Logic Mini, Logic Power Access Solutions, Live OS, Loop, Lyris, Lyris 2, Made-to-Measure Storage, Metaform Portfolio, Mora, Motia, Multiscrim, Nelson, Nevi, Pari, Pixelated Support, Plex, PostureFit SL, Prospect, Q, Renew, Sense, Soft Pad, Stackable, Stackable Storage, Striad, Swoop, Tone, TriFlex, Twist, Ubi, Verus and Wireframe are among the trademarks of Herman Miller, Inc., and its owned subsidiaries.

SM Herman Miller Options is among the service marks of Herman Miller, Inc.

Alexander Girard® is a registered trademark of The Alexander Girard Estate.

Chemsurf® is a registered trademark of Wilsonart International.

Corian® is a registered trademark of E. I. du Pont de Nemours and Company Corporation.

Crypton® is a registered trademark of Crypton, Inc.

DACRON® is a registered trademark of INVISTA S.a r.l.

Decora® is a registered trademark of Leviton Manufacturing Co., Inc.

Edelman® Leather is a registered trademark of Edelman Leather, Inc.

FENIX NTM® is a registered trademark of Arpa Industriale S.p.A.

FLEXNET™ is a trademark of Milliken & Company.

Floor Saver Glide® is a registered trademark of Carpin Manufacturing, Inc.

Geiger® is a registered trademark, and Bumper™, Saiba™, and Ward Bennett™ are trademarks, of Geiger International.

Goetz™ is a trademark of Mark W. Goetz.

Hang-It-All® is a registered trademark of Lucia Eames Demetrios, d.b.a. Eames Office.

Holophane® is a registered trademark of Holophane.

Ingeo™ is a trademark of Cargill Dow LLC.

iPad® is a registered trademark of Apple, Inc.

LifeSize® is a registered trademark of LifeSize Communications, Inc.

Magis®, Bombo®, and Me Too® are registered trademarks of Magis S.p.A.

Microsoft® and Natural® Keyboard are registered trademarks of Microsoft Corporation.

Noguchi® and the Noguchi table configuration (trade dress) are registered trademarks, and Rudder Table™ is a trademark, of The Isamu Noguchi Foundation and Garden Museum.

Place Textiles® is a registered trademark of Place Textiles.

SuperSeat™ is a trademark of Dahti Seating, a division of ITW.