

seating stools



Gather, Dine & Learn

Part of the Jasper Group family of brands, Community is furniture for public spaces.

The Community brand manufactures furniture that works where we live for how we live.

From elementary schools to colleges, from the doctor's office to the hospital and from courtrooms to town halls, we provide solutions for the changing demands of our daily lives. Community's offering of furniture is broad. It's diverse. And it meets just about every need where you gather, dine and learn - no matter the industry or space requirement.



COMMUNITY

JASPER
GROUP
BRAND

communityfurniture.com
800.622.5661

812.482.3204 **O**
812.482.1548 **F**

225 Clay Street
Jasper, Indiana 47546

MADE IN THE
USA
BY JASPER GROUP

seating

A **stool** is a stable, raised surface used to sit on, for use by one person. Stools are available in a variety of seat heights with the most common being used to sit at higher bar tops, but counter and table height stools are gaining in popularity. Many stools are available with backs and some models are also designed with the ability to stack for storage.

stools

A comprehensive look at the Community stool offering, a diverse collection of table, counter and bar height seating.



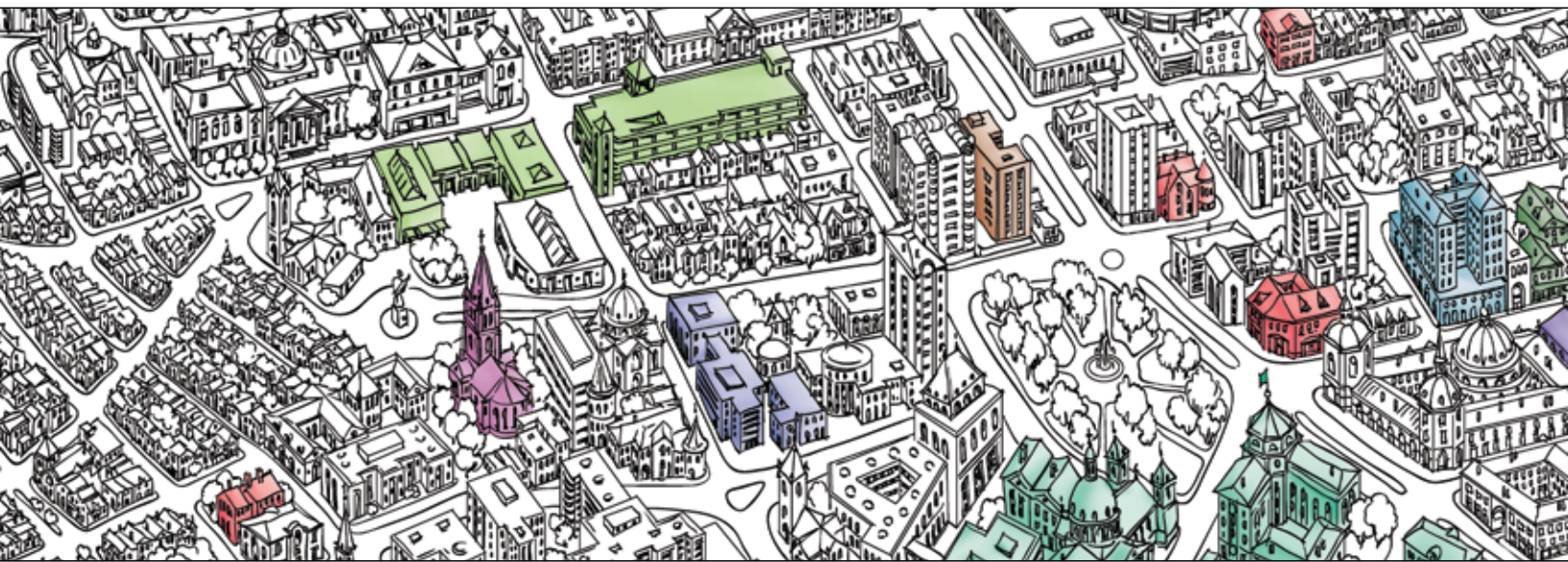
furniture for **public spaces**

 **COMMUNITY**

The Community brand manufactures furniture that works where we live for how we live.

From elementary schools to colleges, from the doctor's office to the hospital and from courtrooms to town halls, we provide solutions for the changing demands of our daily lives. Community's offering of furniture is broad. It's diverse. And it meets just about every need where you gather, dine and learn - no matter the industry or space requirement.

choose **community**



Where is Community specified? [Civic Centers](#) [Churches](#) [Doctor's Offices](#) [Training & Class Rooms](#) [Schools & Universities](#) [Restaurants](#) [Hotels](#) [Day Cares](#) [Courtrooms](#) [Comm](#)



Gather. Coming together.

To relax, to learn, to dine, to work, to wait or just to be near others. Whatever the reason, Community provides all kinds of furniture for the places where people gather. Chairs, stools, lounge and bench seating that is designed and crafted for comfort and durability. Tables and casegoods for both work and play. From the smallest to the largest, anything and everything is just a call away.

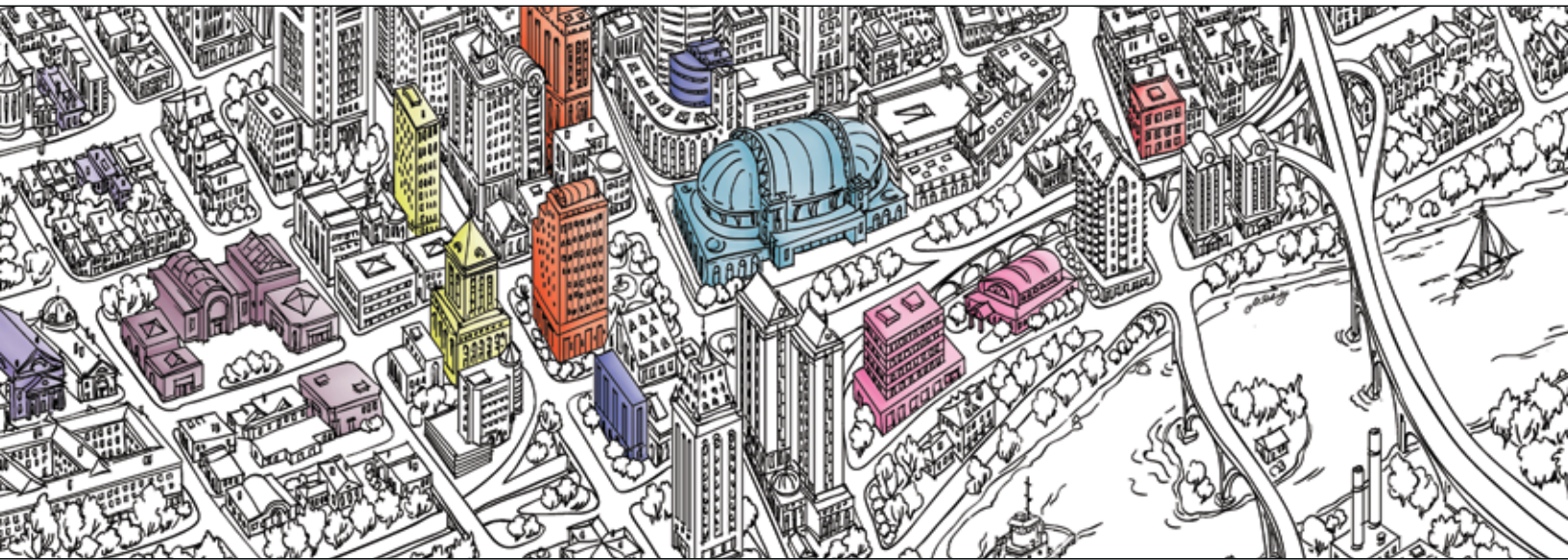
Choose a style and let's get together.



Dine. Eating a meal.

Whether in a pub, a corporate cafeteria, a food court, a banquet hall, a hotel, restaurant or refined establishment, the basic needs are the same - a comfortable chair and a sturdy table. With time-tested selections of standards, mixed materials and customized solutions we've got a table and chair combination for you.

Pull up a chair and let's share a table.



Community Centers Shopping Malls Food Courts Lobbies Office Environments Night Clubs Arenas & Corporate Suites Hospitals Anywhere that people Gather, Dine & Learn!



Learn. Gaining knowledge or skill.

From early childhood through college, and then continuing with career enhancements, life lessons and recreational enterprises, we constantly strive to improve ourselves. With seating, desks, training tables, storage and support devices, Community supplies the tools needed for teachers and pupils to achieve their goals, and to reach for new ones.

communityfurniture.com Visit our web site to learn even more about Community and the products we offer. From craftsmanship to conservation; see how we build our products and at the same time are striving to preserve our environment for generations to come.

Give us a call and let's learn from each other.

seating stools

This seating catalog is designed to work in collaboration with Community's literature system, including a comprehensive price list, fabric cards, finish cards and a set of collection brochures.

If at any time you can't find the information needed, simply call one of our friendly Customer Service Representatives at **800 622 5661**.

questions?
www.communityfurniture.com

Community Stool Offering





Gather, Dine & Learn

Table of Contents

wood stools

accolade.....06
addison.....08
alpine09
americana10
americana II.....12
avini14
bison.....16
carriage.....18
chancellor19
chandler.....20
hampton.....22
melrose.....24
metro26
murphy.....27
parker28

mixed materials

alden30
avalon.....32
cym.....35
finley.....36
hanover37
jude38
walker40
wink.....41

information

finishes.....44
options45



Entertainment, Education and Everyday
Because we don't always sit in chairs.

Community stools are available in styles ranging from traditional to contemporary, and in a variety of materials, finishes and seat/back configurations. Whether you need a stool for gathering, dining or learning, Community has what you need.







accolade

- Features**
- three distinct back styles
 - solid wood construction for long life
 - steam bent components
 - mortise and tenon joint construction
 - frames reinforced with corner blocks
 - seats upholstered with 1.5" polyurethane foam and synthetic sheet webbing for added comfort

- Options**
- rubber cushion nylon glides
 - may be laser-engraved on wood backs
 - scuff plate in brass, polished aluminum or matte black finish



Wood Species
beech in 28 finishes • 22 colors



Also Available In Series
chairs

details steam bent back • brass finish
scuff plate • upholstered seat • back arc



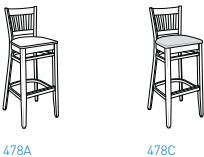
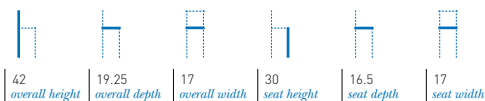
accolade Stool Offering & Specifications



468A

468C

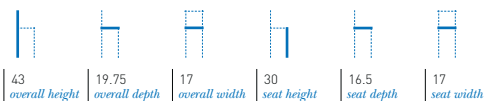
| Model | Description |
|-------|---|
| 468A | armless, wood seat and back |
| 468C | armless, upholstered seat and wood back |



478A

478C

| Model | Description |
|-------|---|
| 478A | armless, wood seat and back |
| 478C | armless, upholstered seat and wood back |





model 478A



model 488C









488A



488C

| Model | Description |
|-------|---|
| 488A | armless, wood seat and back |
| 488C | armless, upholstered seat and wood back |

| | | | | | |
|---|---|---|---|---|---|
|  |  |  |  |  |  |
| 42 overall height | 20 overall depth | 17 overall width | 30 seat height | 16.5 seat depth | 17.5 seat width |



addison

Features

- solid wood construction for long life
- steam bent components
- mortise and tenon joint construction
- frames reinforced with corner blocks
- double saddle seat rounded in front for extra comfort and style
- seats upholstered with 1.5" polyurethane foam and synthetic sheet webbing for added comfort

Options

- rubber cushion nylon glides
- may be laser-engraved on wood backs
- scuff plate in brass, polished aluminum or matte black finish



model 358A



model 358C



Wood Species

oak in 8 finishes • maple in 21 finishes • 22 colors



Also Available In Series

chairs and children's

details back arch design detail • piped upholstery • brass finish scuff plate



addison Stool Offering & Specifications

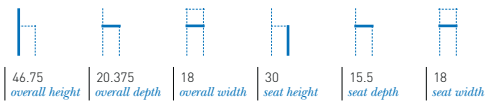


358A



358C

| Model | Description |
|-------|---|
| 358A | armless, wood seat and back |
| 358C | armless, upholstered seat and wood back |





model 398A



model 398D

alpine

Features

- tapered and faceted frame design
- solid wood construction for long life
- steam bent components
- mortise and tenon joint construction
- frames reinforced with corner blocks
- seats upholstered with 2" high density polyurethane foam and synthetic sheet webbing for added comfort

Options

- rubber cushion nylon glides
- may be laser-engraved on wood backs
- scuff plate in brass, polished aluminum or matte black finish



Wood Species

beech in 28 finishes • 22 colors



Also Available In Series

chairs



details upholstered back inset • tapered, arcing rear legs and brass finish scuff plate • faceted detail on leg and back

alpine Stool Offering & Specifications



398A



398B



398C



398D

| Model | Description |
|-------|---|
| 398A | armless, wood seat and back |
| 398B | armless, wood seat and upholstered back |
| 398C | armless, upholstered seat and wood back |
| 398D | armless, upholstered seat and back |

| | | | | | |
|----------------|---------------|---------------|-------------|------------|------------|
| 43.5 | 18.5 | 16.5 | 30 | 16 | 16.5 |
| overall height | overall depth | overall width | seat height | seat depth | seat width |



americana

- Features**
- classic original design circa 1929
 - solid wood construction for long life
 - steam bent components
 - mortise and tenon joint construction
 - frames reinforced with corner blocks
 - two back heights
 - double saddle seat rounded in front for extra comfort and style

- Options**
- rubber cushion nylon glides
 - may be laser-engraved on wood backs
 - scuff plate in brass, polished aluminum or black finish
 - 360-degree swivel seat



Wood Species
oak in 8 finishes • maple in 21 finishes • 22 colors



Also Available In Series
chairs and benches

details distinctive back support brace •
360-degree swivel option with upholstered
seat • classic solid wood construction



model 308A



model 308C



americana Stool Offering & Specifications

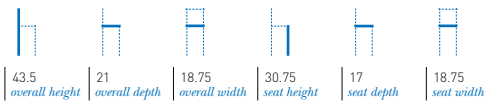


307A



307C

| Model | Description |
|-------|---|
| 307A | 43.5" height, armless, wood seat and back |
| 307C | 43.5" height, armless, upholstered seat and wood back |




308A



308C

| Model | Description |
|-------|---|
| 308A | 46.5" height, armless, wood seat and back |
| 308C | 46.5" height, armless, upholstered seat and wood back |





model 319C



model 308A



model 307C



319A



319C

| Model | Description |
|-------|--|
| 319A | 46.75" height, swivel, armless, wood seat and back |
| 319C | 46.75" height, swivel, armless, upholstered seat and wood back |



46.75

overall height



20.5

overall depth



18.75

overall width



30

seat height



16

seat depth



18.5

seat width



americana II

- Features**
- classic original design circa 1929
 - solid wood construction for long life
 - steam bent components
 - mortise and tenon joint construction
 - frames reinforced with corner blocks
 - two back heights
 - double saddle seat rounded in front for extra comfort and style

- Options**
- rubber cushion nylon glides
 - may be laser-engraved on wood backs
 - scuff plate in brass, polished aluminum or matte black finish
 - 360-degree swivel seat
 - optional hole cutout



Wood Species
oak in 8 finishes • maple in 21 finishes • 22 colors



Also Available In Series
chairs

details optional back cutout and arc back design • comfortable contoured saddle seat • upholstered seat



americana II Stool Offering & Specifications

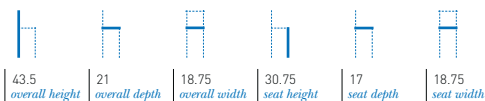


317A



317C

| Model | Description |
|-------|---|
| 317A | 43.5" height, armless, wood seat and back |
| 317C | 43.5" height, armless, upholstered seat and wood back |




318A



318C

| Model | Description |
|-------|---|
| 318A | 46.5" height, armless, wood seat and back |
| 318C | 46.5" height, armless, upholstered seat and wood back |



Community offers an extensive selection of stools in a variety of materials and finishes that will coordinate perfectly in any environment. And be sure to consider the option of custom modifications to both design and finish.





avini

- Features**
- two back styles
 - solid wood construction for long life
 - mortise and tenon joint construction
 - frames reinforced with corner blocks
 - seats upholstered with 2.5" high density foam and synthetic sheet webbing for added comfort

- Options**
- rubber cushion nylon glides



Wood Species
maple in 28 finishes • 22 colors



Also Available In Series
chairs

details foot rail • wood crown • top
stitch upholstery



avini Stools Offering & Specifications



AV1024D



AV1024E

| Model | Description |
|---------|--|
| AV1024D | upholstered seat and back |
| AV1024E | upholstered seat and back with solid maple crown |

| | | | | | |
|----------------------|---------------------|-----------------------|---------------------|--------------------|--------------------|
| | | | | | |
| 40 overall height | 22 overall depth | 17.5 overall width | 24.5 seat height | 16.5 seat depth | 17.5 seat width |



model AV1028D



model AV1028E








AV1028D



AV1028E

| Model | Description |
|---------|--|
| AV1028D | upholstered seat and back |
| AV1028E | upholstered seat and back with solid maple crown |

| | | | | | |
|---|---|---|---|---|---|
|  |  |  |  |  |  |
| 46 | 22 | 17.5 | 30.5 | 16.5 | 17.5 |
| overall height | overall depth | overall width | seat height | seat depth | seat width |



bison

- Features**
- solid wood construction for long life
 - mortise and tenon joint construction
 - frames reinforced with corner blocks
 - three seat heights
 - wide stance base geometry for stability
 - piped upholstery detail

- Options**
- rubber cushion nylon glides



Wood Species
oak in 8 finishes • maple in 21 finishes • 22 colors



details radius edged wood seats • piped upholstery • wide stance for stability and solid wood construction

bison Stool Offering & Specifications



3A

3C

| Model | Description |
|-------|---------------------------------------|
| 3A | 18" height, armless, wood seat |
| 3C | 18" height, armless, upholstered seat |



4A

4C

| Model | Description |
|-------|--|
| 4A | 24.25" height, armless, wood seat |
| 4C | 24.25" height, armless, upholstered seat |

| | | | | | |
|----------------|---------------|---------------|-------------|------------|------------|
| 18 | 14.25 | 14.25 | 18 | 14 | 14 |
| overall height | overall depth | overall width | seat height | seat depth | seat width |

| | | | | | |
|----------------|---------------|---------------|-------------|------------|------------|
| 24.25 | 16 | 16 | 24.25 | 14 | 14 |
| overall height | overall depth | overall width | seat height | seat depth | seat width |



5A



5C

| Model | Description |
|-------|--|
| 5A | 30.25" height, armless, wood seat |
| 5C | 30.25" height, armless, upholstered seat |

| | | | | | |
|---|---|---|---|---|---|
|  |  |  |  |  |  |
| 30.25 overall height | 18 overall depth | 18 overall width | 30.25 seat height | 14 seat depth | 14 seat width |



carriage

- Features**
- 360-degree swivel seat
 - solid wood construction for long life
 - steam bent and lathe turned components
- Options**
- rubber cushion nylon glides
 - self-returning swivel plate



model 408A



model 408C



Wood Species
oak in 8 finishes • 22 colors



Also Available In Series
chairs

details spindle back • 360-degree swivel seat • tapered foot rails



carriage Stool Offering & Specifications



408A



408C

| Model | Description |
|-------|---|
| 408A | swivel, armless, wood seat and back |
| 408C | swivel, armless, upholstered seat and wood back |

| | | | | | |
|----------------|---------------|---------------|-------------|------------|------------|
| | | | | | |
| 52.5 | 20 | 20 | 31 | 15.75 | 18.25 |
| overall height | overall depth | overall width | seat height | seat depth | seat width |



model 338C



model 338A

chancellor

Features

- solid wood construction for long life
- mortise and tenon joint construction
- frames reinforced with corner blocks
- seats upholstered with 2" high density polyurethane foam and synthetic sheet webbing for added comfort

Options

- single horizontal top rail (overall height 40")
- rubber cushion nylon glides
- scuff plate in brass, polished aluminum or matte black finish
- linking brackets



Wood Species

oak in 8 finishes • 22 colors



Also Available In Series

chairs



details mission styling • classic cathedral arced seat rails with inset upholstery • solid wood construction and brass finish scuff plate

chancellor Stool Offering & Specifications

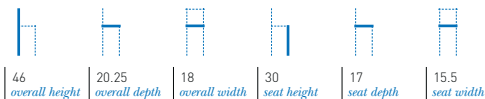


338A



338C

| Model | Description |
|-------|---|
| 338A | armless, wood seat and back |
| 338C | armless, upholstered seat and wood back |





chandler

- Features**
- solid wood construction for long life
 - mortise and tenon joint construction
 - frames reinforced with corner blocks
 - two upholstered back styles
 - seats upholstered with 1.5" polyurethane foam and synthetic sheet webbing for added comfort

- Options**
- rubber cushion nylon glides
 - may be laser-engraved on wood backs
 - scuff plate in brass, polished aluminum or matte black finish



Wood Species
beech in 28 finishes • 22 colors



Also Available In Series
chairs

details upholstered seat • brass finish scuff plate and solid wood construction • lower back upholstery model with back rail cutouts



model 5008D
(with upper back upholstery)



model 5008A



chandler Stool Offering & Specifications



5008A



5008B



5008C



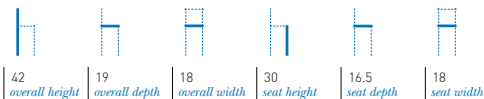
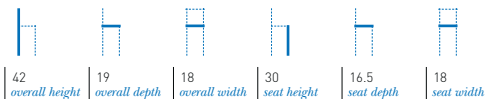
5008D



5008F

| Model | Description |
|-------|---|
| 5008A | armless, wood seat and back |
| 5008B | armless, wood seat and upholstered back |
| 5008C | armless, upholstered seat and wood back |

| Model | Description |
|-------|--|
| 5008D | armless, upholstered seat and lower back |
| 5008F | armless, upholstered seat and upper back |





hampton

- Features**
- mitered corner design detail
 - windowpane detail exposed on upholstered back
 - solid wood construction for long life
 - mortise and tenon joint construction
 - frames reinforced with corner blocks
 - seats upholstered with 1.5" polyurethane foam and synthetic sheet webbing for added comfort
 - piped upholstery detail

- Options**
- rubber cushion nylon glides
 - scuff plate in brass, polished aluminum or matte black finish



Wood Species
beech in 28 finishes



Also Available In Series
chairs

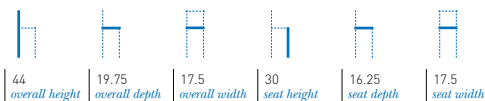
- details** upholstered back (from rear) • window pane insert and scalloped upright
- piping on upholstered back (from front)



hampton Stool Offering & Specifications



| Model | Description |
|-------|---|
| 4008C | armless, upholstered seat and wood back |
| 4008D | armless, upholstered seat and back |



The versatile **Melrose** stool is offered in 8 back styles with a sturdy wood frame that will last for years, while remaining comfortable. Choose matching chairs to complement and complete your project.







melrose

- Features**
- choice of 8 back styles
 - solid wood construction for long life
 - mortise and tenon joint construction
 - frames reinforced with corner blocks
 - seats upholstered with 1.5" polyurethane foam

- Options**
- rubber cushion nylon glides
 - slats can be finished in contrasting color
 - may be laser-engraved on wood backs
 - scuff plate in brass, polished aluminum or matte black finish



Wood Species
oak in 8 finishes • maple in 21 finishes • 22 colors

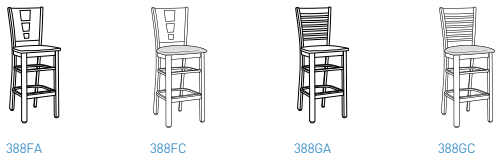


Also Available In Series
chairs

details solid wood construction with brass finish scuff plate • comfortable contoured saddle seat • radius upright and 8 back styles

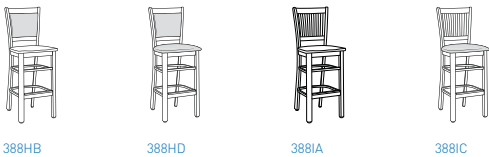
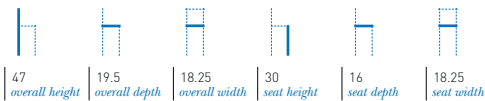


melrose Stool Offering & Specifications



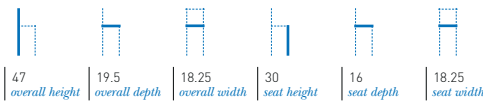
388FA 388FC 388GA 388GC

| Model | Description |
|-------|---|
| 388FA | back style F, armless, wood seat and back |
| 388FC | back style F, armless, upholstered seat and wood back |
| 388GA | back style G, armless, wood seat and back |
| 388GC | back style G, armless, upholstered seat and wood back |



388HB 388HD 388IA 388IC

| Model | Description |
|-------|---|
| 388HB | back style H, armless, wood seat and upholstered back |
| 388HD | back style H, armless, upholstered seat and back |
| 388IA | back style I, armless, wood seat and back |
| 388IC | back style I, armless, upholstered seat and wood back |





model 388KC

model 388NC
(with optional contrasting slats)model 388FA
(with optional laser-engraving)

388KA



388KC



388LA



388LC



388MA



388MC



388NA



388NC

| Model | Description |
|--------------|---|
| 388KA | back style K, armless, wood seat and back |
| 388KC | back style K, armless, upholstered seat and wood back |
| 388LA | back style L, armless, wood seat and back |
| 388LC | back style L, armless, upholstered seat and wood back |

47
overall height19.5
overall depth18.25
overall width30
seat height16
seat depth18.25
seat width

| Model | Description |
|--------------|---|
| 388MA | back style M, armless, wood seat and back |
| 388MC | back style M, armless, upholstered seat and wood back |
| 388NA | back style N, armless, wood seat and back |
| 388NC | back style N, armless, upholstered seat and wood back |

47
overall height19.5
overall depth18.25
overall width30
seat height16
seat depth18.25
seat width



metro

- Features**
- wood design exposed on upholstered back
 - solid wood construction for long life
 - mortise and tenon joint construction
 - frames reinforced with corner blocks
 - seats upholstered with 1.5" polyurethane foam
 - piped upholstery detail on back

- Options**
- rubber cushion nylon glides
 - may be laser-engraved on wood backs
 - scuff plate in brass, polished aluminum or matte black finish



Wood Species
beech in 28 finishes • 22 colors



Also Available In Series
chairs

details upholstered seat • brass finish
scuff plate and solid wood construction •
upholstered back (from rear)



model 2008C



model 2008D



metro Stool Offering & Specifications



2008A

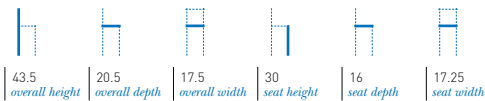


2008C



2008D

| Model | Description |
|-------|---|
| 2008A | armless, wood seat and back |
| 2008C | armless, upholstered seat and wood back |
| 2008D | armless, upholstered seat and back |





model 378A



model 378C



murphy

Features

- solid hardwood construction for long life
- steam bent components
- shaped and rounded for style and comfort

Options

- rubber cushion nylon glides
- may be laser-engraved on wood backs
- scuff plate in brass, polished aluminum or matte black finish



Wood Species

maple in 28 finishes • 22 colors



Also Available In Series

chairs



details radius upright and steam bent slats • upholstered seat • solid wood construction with brass finish scuff plate

murphy Stool Offering & Specifications



378A



378C

| Model | Description |
|-------|---|
| 378A | armless, wood seat and back |
| 378C | armless, upholstered seat and wood back |

| | | | | | |
|-------------------------|---------------------|---------------------|---------------------|---------------------|------------------|
| | | | | | |
| 43.75 overall height | 22 overall depth | 19 overall width | 29.5 seat height | 16.25 seat depth | 19 seat width |



parker

- Features**
- solid wood construction for long life
 - mortise and tenon joint construction
 - frames reinforced with corner blocks
 - circular foot ring on round seat models
- Options**
- rubber cushion nylon glides
 - scuff plates in brass, polished aluminum or black finish
 - circular foot ring in brass or chrome finish



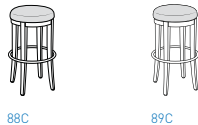
Wood Species
maple in 28 finishes • 22 colors



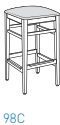
details upholstered round seat • circular foot rail • brass finish scuff plate on all sides



parker Stool Offering & Specifications



| Model | Description |
|-------|---|
| 88C | armless, round upholstered seat |
| 89C | swivel, armless, round upholstered seat |



| Model | Description |
|-------|----------------------------------|
| 98C | armless, square upholstered seat |

| | | | | | |
|----------------|---------------|---------------|-------------|------------|------------|
| 31 | 18 | 18 | 31 | 17 | 17 |
| overall height | overall depth | overall width | seat height | seat depth | seat width |

| | | | | | |
|----------------|---------------|---------------|-------------|------------|------------|
| 30 | 17 | 17 | 30 | 17 | 17 |
| overall height | overall depth | overall width | seat height | seat depth | seat width |

Available with wood or upholstered seats, alden metal frame stools are offered in either fixed or swivel seat models in two distinct back designs. Sleek metal frames are a brilliant contrast to a wood environment.





alden

- Features**
- durable metal frame construction
 - two distinct back designs
 - fixed or 360-degree swivel seat models
 - double saddle seat rounded in front for extra comfort and style
 - seats upholstered with 1.5" polyurethane foam and synthetic sheet webbing for added comfort

- Options**
- rubber cushion nylon glides
 - self-returning swivel plate



Metal Finishes & Wood Species
8 metal finishes • beech in 28 finishes • 22 colors



Also Available In Series
chairs

details 360-degree swivel seat • all metal frame construction • upholstered seat



alden Stool Offering & Specifications



258A

258C

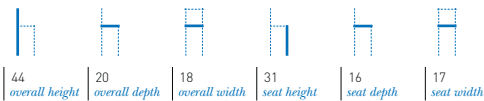
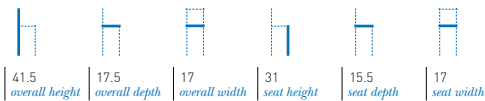
| Model | Description |
|-------|--|
| 258A | armless, wood seat and metal back |
| 258C | armless, upholstered seat and metal back |



259A

259C

| Model | Description |
|-------|--|
| 259A | swivel, armless, wood seat and metal back |
| 259C | swivel, armless, upholstered seat and metal back |





268A



268C

| Model | Description |
|-------|--|
| 268A | armless, wood seat and metal back |
| 268C | armless, upholstered seat and metal back |



41.5
overall height



18
overall depth



17
overall width



31
seat height



15.5
seat depth



17
seat width



269A



269C

| Model | Description |
|-------|--|
| 269A | swivel, armless, wood seat and metal back |
| 269C | swivel, armless, upholstered seat and metal back |



44
overall height



20
overall depth



18
overall width



31
seat height



16
seat depth



17
seat width



avalon

- Features**
- durable metal frame construction
 - four distinct back designs
 - fixed or 360-degree swivel seat models
 - double saddle seat rounded in front for extra comfort and style
 - seats upholstered with 1.5" polyurethane foam and synthetic sheet webbing for added comfort

- Options**
- rubber cushion nylon glides
 - self-returning swivel plate



Metal Finishes & Wood Species
8 metal finishes • beech in 28 finishes • 22 colors



Also Available In Series
chairs

details four cutout back styles • textured metal finish options • all metal construction



model 198A



model 179C



avalon Stool Offering & Specifications



168A



168C

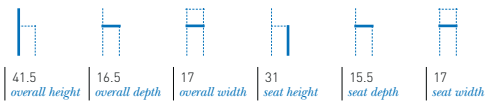


178A



178C

| Model | Description |
|-------|--|
| 168A | armless, wood seat and metal back |
| 168C | armless, upholstered seat and metal back |
| 178A | armless, wood seat and metal back |
| 178C | armless, upholstered seat and metal back |



169A



169C

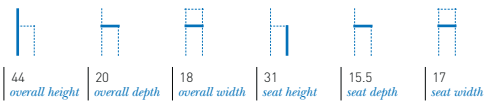


179A



179C

| Model | Description |
|-------|--|
| 169A | swivel, armless, wood seat and metal back |
| 169C | swivel, armless, upholstered seat and metal back |
| 179A | swivel, armless, wood seat and metal back |
| 179C | swivel, armless, upholstered seat and metal back |





model 168C



model 169A



model 178A



model 179C



model 188C



model 189A



model 198A



model 199C



188A



188C



198A



198C



189A



189C



199A



199C

| Model | Description |
|-------------|--|
| 188A | armless, wood seat and metal back |
| 188C | armless, upholstered seat and metal back |
| 198A | armless, wood seat and metal back |
| 198C | armless, upholstered seat and metal back |

41.5
overall height16.5
overall depth17
overall width31
seat height15.5
seat depth17
seat width

189A



189C



199A



199C

| Model | Description |
|-------------|--|
| 189A | swivel, armless, wood seat and metal back |
| 189C | swivel, armless, upholstered seat and metal back |
| 199A | swivel, armless, wood seat and metal back |
| 199C | swivel, armless, upholstered seat and metal back |

44
overall height20
overall depth18
overall width31
seat height15.5
seat depth17
seat width



avalon

(continued)

- Features**
- durable metal frame construction
 - four distinct back designs
 - fixed or 360-degree swivel seat models
 - double saddle seat rounded in front for extra comfort and style
 - seats upholstered with 1.5" polyurethane foam and synthetic sheet webbing for added comfort

- Options**
- rubber cushion nylon glides
 - may be laser-engraved on wood backs
 - self-returning swivel plate



Metal Finishes & Wood Species
8 metal finishes • beech in 28 finishes • 22 colors



Also Available In Series
chairs

details comfortable contoured saddle seat
• foot ring and solid metal construction • optional upholstered back



model 209C
(with optional laser-engraving)



model 208A



avalon Stool Offering & Specifications



208A



208B

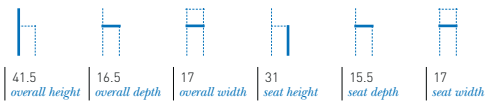


208C



208D

| Model | Description |
|-------|---|
| 208A | armless, wood seat and back |
| 208B | armless, wood seat and upholstered back |
| 208C | armless, upholstered seat and wood back |
| 208D | armless, upholstered seat and back |



209A



209B

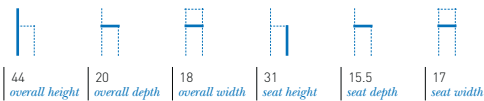


209C



209D

| Model | Description |
|-------|---|
| 209A | swivel, armless, wood seat and back |
| 209B | swivel, armless, wood seat and upholstered back |
| 209C | swivel, armless, upholstered seat and wood back |
| 209D | swivel, armless, upholstered seat and back |





cym

Features

- durable metal frame construction
- counter or bar height
- clean, angular planes and sweeping curves
- crisp and smooth welded miter joints
- glass reinforced polypropylene seat and back for durability and extended product life
- post-consumer recyclable

Options

- rubber cushion nylon glides
- upholstered seat and back



Metal Finishes & Plastic Colors

2 metal finishes • 6 plastic colors



Also Available In Series

chairs

details glass polypropylene material post-consumer recyclable • hidden welds and waterfall seat front
• angular seat and back edges

cym Stool Offering & Specifications



CM4407A



CM4407B



CM4407C



CM4407D

| Model | Description |
|----------------|--|
| CM4407A | 36" height, armless, plastic seat and back |
| CM4407B | 36" height, armless, plastic seat and upholstered back |
| CM4407C | 36" height, armless, upholstered seat and plastic back |
| CM4407D | 36" height, armless, upholstered seat and back |

| | | | | | |
|----------------|---------------|---------------|-------------|------------|------------|
| 36 | 22 | 19.25 | 24 | 17.5 | 19.25 |
| overall height | overall depth | overall width | seat height | seat depth | seat width |



CM4408A



CM4408B



CM4408C



CM4408D

| Model | Description |
|----------------|--|
| CM4408A | 42" height, armless, plastic seat and back |
| CM4408B | 42" height, armless, plastic seat and upholstered back |
| CM4408C | 42" height, armless, upholstered seat and plastic back |
| CM4408D | 42" height, armless, upholstered seat and back |

| | | | | | |
|----------------|---------------|---------------|-------------|------------|------------|
| 42 | 22 | 19.25 | 30 | 17.5 | 19.25 |
| overall height | overall depth | overall width | seat height | seat depth | seat width |



finley

- Features
- durable metal frame construction
 - two distinct back designs
 - fixed or 360-degree swivel seat models
 - double saddle seat rounded in front for extra comfort and style
- Options
- rubber cushion nylon glides
 - may be laser-engraved on wood backs
 - self-returning swivel plate



Wood Species
8 metal finishes • beech in 28 finishes • 22 colors



Also Available In Series
chairs

details large radius of back style
C • upholstered seat • solid metal construction



model 229A
(shown with back A)



model 228C
(shown with back C)



finley Stool Offering & Specifications

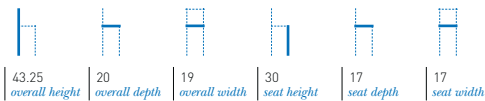


228A



228C

| Model | Description |
|-------|---|
| 228A | armless, wood seat and back (with back A) |
| 228C | armless, upholstered seat and wood back (with back C) |

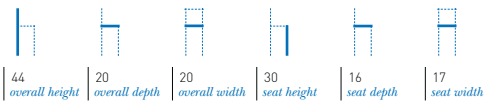


229A



229C

| Model | Description |
|-------|---|
| 229A | swivel, armless, wood seat and back (with back A) |
| 229C | swivel, armless, upholstered seat and wood back (with back C) |





hanover

Features

- durable metal frame construction
- fixed or 360-degree swivel seat models
- seats upholstered with 1.5" polyurethane foam
- piped upholstery detail

Options

- rubber cushion nylon glides



model 105C



model 106C



Metal Finishes & Wood Species

8 metal finishes • oak in 8 finishes •
maple in 21 finishes • 22 colors

details upholstered seat with 360-degree
swivel • solid wood stationary seat • all
metal construction



hanover Stool Offering & Specifications



105A

105C

| Model | Description |
|-------|---------------------------|
| 105A | armless, wood seat |
| 105C | armless, upholstered seat |



106A

106C

| Model | Description |
|-------|-----------------------------------|
| 106A | swivel, armless, wood seat |
| 106C | swivel, armless, upholstered seat |

| | | | | | |
|----------------|---------------|---------------|-------------|------------|------------|
| 29 | 18 | 18 | 29 | 18 | 18 |
| overall height | overall depth | overall width | seat height | seat depth | seat width |

| | | | | | |
|----------------|---------------|---------------|-------------|------------|------------|
| 29 | 18 | 18 | 29 | 18 | 18 |
| overall height | overall depth | overall width | seat height | seat depth | seat width |



jude*

- Features**
- chairs, stools and lounge family
 - solid wood construction for long life
 - mortise and tenon joint construction
 - easy cleanability
 - light european scale

- Options**
- wood finish or painted frames
 - upholstered seat and back options
 - plastic seat and back options in red, white, black and grey
 - rubber cushion nylon glides

* part of the romy + jude collection



Plastic Finishes & Wood Species
4 plastic finishes • beech in 28 finishes • 22 colors



Also Available In Series
stools and lounge

details tapered legs • compact footprint •
mix of plastic, wood and upholstery options



model JU414A



model JU418D



model JU414C



jude Stool Offering & Specifications



JU414A



JU414C



JU414D

| Model | Description |
|--------|--|
| JU414A | armless, plastic seat and back |
| JU414C | armless, upholstered seat and plastic back |
| JU414D | armless, upholstered seat and back |



37.375
overall height



20.75
overall depth



17
overall width



26.25
seat height



16
seat depth



15.75
seat width



JU418D



JU418C



JU418D

| Model | Description |
|--------|--|
| JU418A | armless, plastic seat and back |
| JU418C | armless, upholstered seat and plastic back |
| JU418D | armless, upholstered seat and back |



42
overall height



22
overall depth



17.5
overall width



30.5
seat height



16
seat depth



15.75
seat width



model JU418C



model JU418C



model JU418D



walker

- Features**
- durable metal frame construction
 - six distinct back designs
 - waterfall seat front for style and comfort
 - upholstered back model

- Options**
- rubber cushion nylon glides
 - may be laser-engraved or cutout on wood or metal backs



Metal Finishes & Wood Species
8 metal finishes • beech in 28 finishes • 22 colors



Also Available In Series
chairs

details seven back styles • molded composite waterfall front seat • leg and back continuous curve



back style A (wood)



back style B (wood)



back style C (wood)



back style E (metal)



back style F (metal)



back style G (metal)



model 288A
(shown with back A)



model 288A
(shown with back C)



walker Stool Offering & Specifications

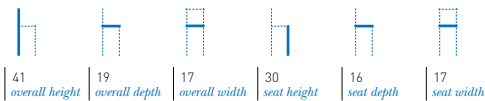


288A



288B

| Model | Description |
|-------|--|
| 288A | armless, wood seat, specify back style |
| 288B | armless, wood seat, upholstered back |





model WK829AP



model WK836AP

wink

Features

- arm or armless
- metal sled base
- armed shell: gloss or translucent plastic
- armless shell: gloss, matte or translucent plastic
- wink mini shell matte plastic only
- wink mini stool has sled base or four legs
- plastic shells are .25" thick
- upholstered seat has .75" polyurethane foam
- four-legged base has rubber cushion nylon glides
- sled base has snap-on glides

Options

- felt glides (mini four leg base only)



Wood Finishes & Plastic Colors

2 metal finishes • 10 plastic colors (5 gloss, 3 matte, 2 translucent)



Also Available In Series

chairs

details matte plastic low profile back
• bright white sled base • chrome four legged base



WK826AP



WK836AP

| Model | Description |
|---------|--|
| WK826AP | armless mini, plastic seat and back, sled base |
| WK836AP | armless mini, plastic seat and back, 4-legged base |



WK829AP



WK839AP

| Model | Description |
|---------|--|
| WK829AP | armless mini, plastic seat and back, sled base |
| WK839AP | armless mini, plastic seat and back, 4-legged base |

| | | | | | |
|------------------------|---------------------|---------------------------|---------------------|--------------------|---------------------|
| | | | | | |
| 32.5 overall height | 19 overall depth | 21.5, 18 overall width | 25.5 seat height | 14.5 seat depth | 17.25 seat width |

| | | | | | |
|-------------------------|---------------------|---------------------------|----------------------|--------------------|---------------------|
| | | | | | |
| 38.25 overall height | 19 overall depth | 21.5, 18 overall width | 30.25 seat height | 14.5 seat depth | 17.25 seat width |



wink

(continued)

- Features**
- arm or armless
 - metal sled base
 - armed shell: gloss or translucent plastic
 - armless shell: gloss, matte or translucent plastic
 - wink mini shell matte plastic only
 - wink mini stool has sled base or four legs
 - plastic shells are .25" thick
 - upholstered seat has .75" polyurethane foam
 - four-legged base has rubber cushion nylon glides
 - sled base has snap-on glides

- Options**
- felt glides (mini four leg base only)



Wood Finishes & Plastic Colors
3 metal finishes • 10 plastic colors
(5 gloss, 3 matte, 2 translucent)



Also Available In Series
chairs

details stabilization bar • plastic loop
arm • upholstered seat



wink Stools Offering & Specifications



WK824AP



WK824CP

| Model | Description |
|---------|--|
| WK824AP | armless, plastic seat and back |
| WK824CP | armless, upholstered seat and plastic back |

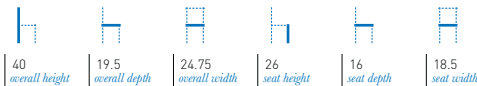
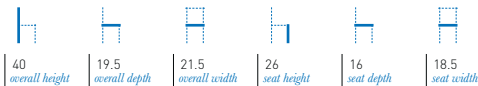


WK825AP



WK825CP

| Model | Description |
|---------|---|
| WK825AP | arms, plastic seat and back |
| WK825CP | arms, upholstered seat and plastic back |





model WK828AP



model WK824AP



model WK824AP



WK828AP



WK828CP

Model**Description****WK828AP**

armless, plastic seat and back

WK828CP

armless, upholstered seat and plastic back



WK827AP



WK827CP

Model**Description****WK827AP**

arms, plastic seat and back

WK827CP

arms, upholstered seat and plastic back

43.5
overall height19.5
overall depth29.5
overall width29.5
seat height16
seat depth18.5
seat width43.5
overall height19.5
overall depth24.75
overall width29.5
seat height16
seat depth18.5
seat width

Natural Wood Finishes

Every tree has unique and defining characteristics, similar to fingerprints. These characteristics include differences in color, grain configurations and texture. When specifying natural or light finishes, these markings are not masked and are easily detected. With this in mind, we hope you enjoy and appreciate the beauty of each tree's fingerprints.

Finishes

wood finishes on oak

| | |
|----------------|------------|
| brownie | BRW |
| canyon..... | CAN |
| citron..... | CIT |
| desert..... | DES |
| ecru | ECU |
| henna | HEN |
| honey..... | HNY |
| nut brown..... | NUT |

Brownie, Canyon, Citron, Desert, Henna, Honey and Nut Brown are available on Maple and Beech when Oak hardwoods are not an option within the specified series.

wood finishes on maple/beech

| | |
|--------------------|------------|
| ale | ALE |
| auburn..... | AUB |
| autumn..... | AUT |
| barley..... | BRL |
| bourbon..... | BBN |
| brighton..... | BRG |
| butterscotch | BUT |
| cinnamon..... | CIN |
| classic | CLA |
| earthy | EAR |
| espresso | ESP |
| flax..... | FLX |
| legacy..... | LGC |
| mocha | MCH |
| night owl | NTO |
| praline..... | PRL |
| saffron..... | SAF |
| sienna..... | SIE |
| toffee..... | TOF |
| truffle | TRF |
| venetian..... | VEN |

Other Finishes

Community offers finish matching and non-standard finish options to help you meet your design objectives.



color finishes on oak/maple/beech

| | |
|------------------------|------------|
| backdrop | BKD |
| black fox..... | BFX |
| bright white..... | BWH |
| cargo pants..... | CGP |
| chatroom | CHT |
| daisy | DSY |
| daring..... | DRG |
| dynamo | DYN |
| enigma | ENG |
| french roast | FRR |
| georgian bay..... | GBY |
| greek villa | GRV |
| gulf stream | GLF |
| heartthrob..... | HTB |
| network gray..... | NET |
| nonchalant white | NWH |
| paradise | PAR |
| quixotic plum | QXP |
| relic bronze..... | RBZ |
| sandbank | SND |
| storm..... | STM |
| tricorn black | TRC |

metal chair frame finishes

| | |
|----------------------|------------|
| anodized nickel..... | ANK |
| arctic silver..... | ASL |
| black sandtex..... | BSX |
| bright white..... | BWH |
| bronze | BRZ |
| chrome..... | CHR |
| copper vein | CPV |
| pewter | PTR |
| silver bullet..... | SBL |
| silver vein..... | SVN |
| sparkle silver..... | SSL |
| matte black..... | MBK |

Each metal chair has its own selection of frame finishes. See pricelist for more information.

DuraTex Low-Emission Finish

To reduce hazardous emissions, we use a proprietary, specially designed top coat that offers exceptional hardness, abrasion and impact resistance while reducing hazardous or harmful gases.

BIFMA



(The Business and Institutional Furniture Manufacturers Association) BIFMA is responsible for developing voluntary product and industry standards that support safe, healthy and sustainable environments. All of our products are constructed to meet and/or exceed BIFMA standards for performance, durability and structural integrity.

questions?
www.communityfurniture.com



Enhance your Community furniture with a variety of options. There are options from personalizing to ganging and much more, contact our Customer Service Team for more information (800.622.5661) or visit our website (communityfurniture.com).

Options

Glides

Rubber cushion nickel plated glides are standard on most Community models and are perfect for carpeted environments. If your primary usage is on wood or tile, then a rubber cushion nylon glide is available. Not applicable to sled base models.

Scuff Plates

Most of our Community stools come with standard brass finish scuff plates to protect the foot rail for a lifetime of use. Polished aluminum or black finish scuff plates are available upon request for no additional charge.

Self-Centering Plate

Self-centering swivel plate mechanism available on most swivel stools upon request for no additional charge.

Modifications

Community willingly accepts customer modifications to standard products. Upholstery, backs, heights and arms are just a few of the modifications we have made for satisfied customers. Please contact our Customer Service Team to find out how we can work together to find a solution for your need.

Personalizing

Laser-Engraving and Cut-Outs

Many of our models are available with custom wood engraving or laser cut backs. University seals, logos, unique designs or any type of graphic can be designed into the seating back for a custom creation. Consult our Customer Service Team to find out how we can assist you.

Leather-Engraving

When specifying leather, many of our seating models are available with custom engraving. Any type of graphic can be applied to the seat and/or back. Consult our Customer Service Team to find out how we can assist you.

