

# seating lounge



**Gather, Dine & Learn**

*Part of the Jasper Group family of brands, Community is furniture for public spaces.*

**The Community brand manufactures furniture that works where we live for how we live.**

From elementary schools to colleges, from the doctor's office to the hospital and from courtrooms to town halls, we provide solutions for the changing demands of our daily lives. Community's offering of furniture is broad. It's diverse. And it meets just about every need where you gather, dine and learn - no matter the industry or space requirement.



**COMMUNITY**

JASPER  
GROUP  
BRAND

communityfurniture.com  
800.622.5661

812.482.3204 **O**  
812.482.1548 **F**

225 Clay Street  
Jasper, Indiana 47546

MADE IN THE  
**USA**  
BY JASPER GROUP

# seating

**Lounge** seating is specified for public and private environments where people may be waiting or simply relaxing. Chairs, settees and sofas are typically plush and comfortable, combined with tables and benches, and arranged in groups that allow for interaction and accessibility.

# lounge

A comprehensive look at the Community lounge offering, where comfort and style intersect.



furniture for **public spaces**

 **COMMUNITY**

**The Community brand manufactures furniture that works where we live for how we live.**

From elementary schools to colleges, from the doctor's office to the hospital and from courtrooms to town halls, we provide solutions for the changing demands of our daily lives. Community's offering of furniture is broad. It's diverse. And it meets just about every need where you gather, dine and learn - no matter the industry or space requirement.

## choose **community**



Where is Community specified? [Civic Centers](#) [Churches](#) [Doctor's Offices](#) [Training & Class Rooms](#) [Schools & Universities](#) [Restaurants](#) [Hotels](#) [Day Cares](#) [Courtrooms](#) [Comm](#)



**Gather.** Coming together.

To relax, to learn, to dine, to work, to wait or just to be near others. Whatever the reason, Community provides all kinds of furniture for the places where people gather. Chairs, stools, lounge and bench seating that is designed and crafted for comfort and durability. Tables and casegoods for both work and play. From the smallest to the largest, anything and everything is just a call away.

*Choose a style and let's get together.*

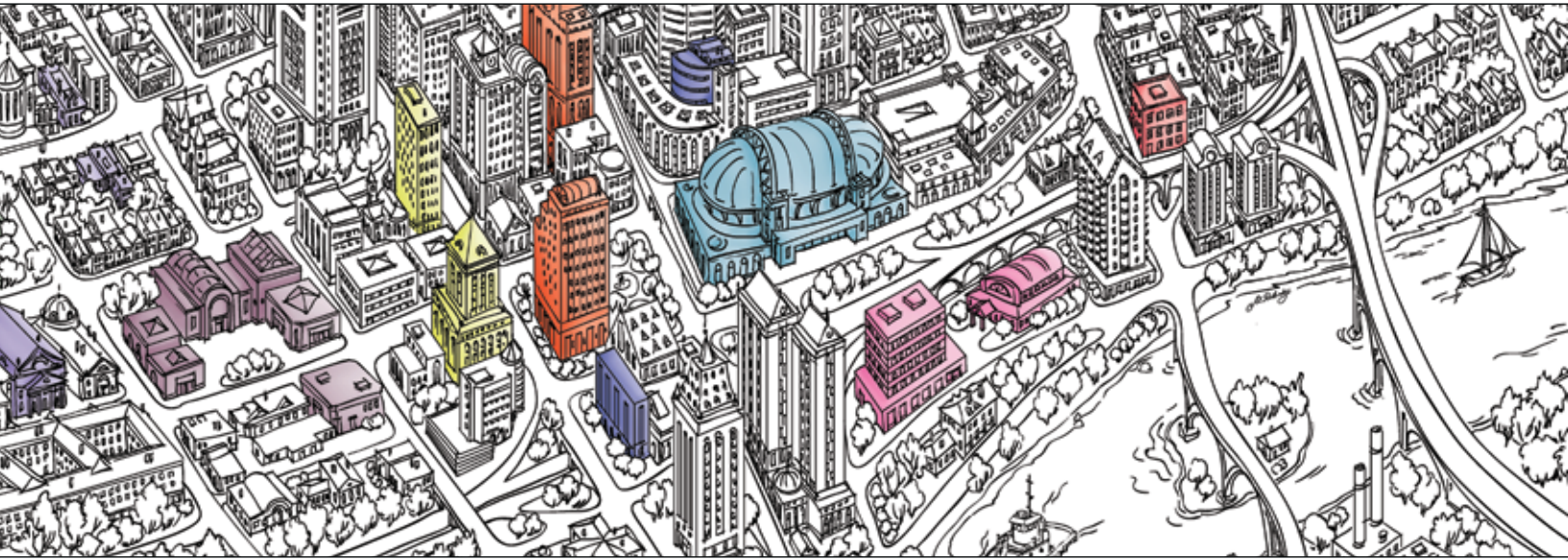


**Dine.** Eating a meal.

Whether in a pub, a corporate cafeteria, a food court, a banquet hall, a hotel, restaurant or refined establishment, the basic needs are the same - a comfortable chair and a sturdy table. With time-tested selections of standards, mixed materials and customized solutions we've got a table and chair combination for you.

*Pull up a chair and let's share a table.*





Community Centers Shopping Malls Food Courts Lobbies Office Environments Night Clubs Arenas & Corporate Suites Hospitals Anywhere that people Gather, Dine & Learn!



**Learn.** Gaining knowledge or skill.

From early childhood through college, and then continuing with career enhancements, life lessons and recreational enterprises, we constantly strive to improve ourselves. With seating, desks, training tables, storage and support devices, Community supplies the tools needed for teachers and pupils to achieve their goals, and to reach for new ones.

[communityfurniture.com](http://communityfurniture.com) Visit our web site to learn even more about Community and the products we offer. From craftsmanship to conservation; see how we build our products and at the same time are striving to preserve our environment for generations to come.

*Give us a call and let's learn from each other.*

## seating lounge

This seating catalog is designed to work in collaboration with Community's literature system, including a comprehensive price list, fabric cards, finish cards and a set of collection brochures.

If at any time you can't find the information needed, simply call one of our friendly Customer Service Representatives at **800 622 5661**.

questions?  
[www.communityfurniture.com](http://www.communityfurniture.com)

**Community** Lounge Offering





Table of Contents

<b>lounge</b>	
bairden .....	06
callaway .....	08
corbin .....	10
encore (freestanding)...	12
encore (modular).....	16
regal.....	20
richmond.....	22
<b>information</b>	
finishes .....	24
options .....	25



**Contemporary or Classic**  
There's a style for every application.



Community offers comfortable, long-lasting furniture in contemporary, transitional and traditional styles that can be mixed and matched for waiting areas, reception areas, lounge areas or any place where people gather.











# bairden

- Features**
- removable seat cushions for easy cleaning
  - locking tenons, glue and screw construction
  - frames use .875" furniture-grade plywood
  - seats upholstered with 5.5" polyurethane foam
  - backs upholstered with 3" high-density polyurethane foam
  - seats and backs have synthetic sheet webbing for added comfort

- Options**
- rubber cushion nylon glides



**Wood Species**  
maple in 28 finishes • 22 colors



**details** large rolled arm detail with piping • gently arcing detail • solid wood legs

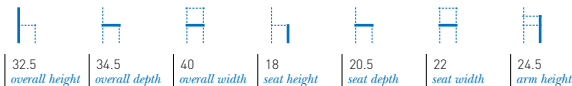


## bairden Lounge Offering & Specifications



BD5801

Model	Description
BD5801	single seat, wood legs



BD5802

Model	Description
BD5802	two seat, wood legs





model BD5801



model BD5804



model BD5802



model BD5801



model BD5802



BD5803

Model	Description
BD5803	three seat, wood legs



BD5804

Model	Description
BD5804	ottoman, wood legs





# callaway

- Features**
- four leg and sled base models
  - fixed cushions
  - five distinct arm styles
  - spiral grooved hardwood dowel construction
  - frames reinforced with corner blocks
  - seats upholstered with 3.25" high-density polyurethane foam
  - backs upholstered with 5.5" high-density polyurethane foam

- Options**
- three upholstered arm inserts
  - rubber cushion nylon glides (leg models only)



**Wood Species**  
oak in 8 finishes • maple in 21 finishes • 22 colors



**Also Available In Series**  
lounge tables

**details** square arms • four leg base  
• sled base



model 6311D  
(with optional insert, top leg)



model 6321D  
(with optional insert, top sled)



model 6321D  
(with optional insert, top and bottom sled)



## callaway Lounge Offering & Specifications



6311D

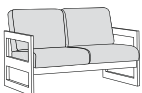


6321D

Model	Description
6311D	single seat, four legs
6321D	single seat, sled base

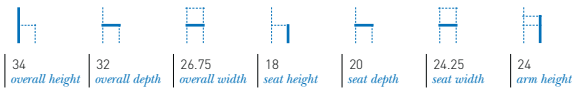


6312D



6322D

Model	Description
6312D	two seat, four legs
6322D	two seat, sled base







model 6321D



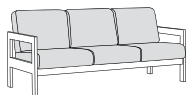
model 6323D



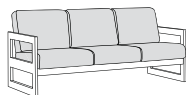
model 6321D  
[shown with Callaway lounge table]



model 6323D





6313D



6323D

Model	Description
6313D	three seat, four legs
6323D	three seat, sled base

						
34 overall height	32 overall depth	75 overall width	18 seat height	20 seat depth	72.5 seat width	24 arm height



# corbin

- Features**
- fixed cushions
  - frames use .875" furniture-grade plywood
  - seats upholstered with 6" polyurethane foam and Dacron® wrap
  - backs upholstered with 4.5" polyurethane foam
  - seats and backs have synthetic sheet webbing for added comfort
- Options**
- wood or satin nickel legs
  - rubber cushion nylon glides (wood leg models only)



**Wood Species**  
maple in 28 finishes • 22 colors



**Also Available In Series**  
benches



**details** metal leg in satin nickel • wood leg • upholstery piping and fixed cushions



## corbin Lounge Offering & Specifications



CB7501S



CB7501W

Model	Description
CB7501S	single seat, metal legs
CB7501W	single seat, wood legs

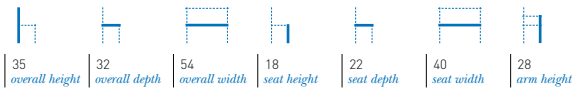
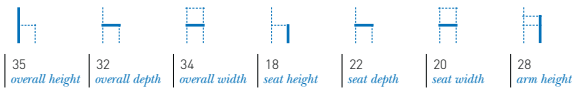


CB7502S



CB7502W

Model	Description
CB7502S	two seat, metal legs
CB7502W	two seat, wood legs





model CB7501S



model CB7504S



model CB7502S



model CB7501W



model CB7503W

upholstery seams The amount of seams on upholstered seats and backs is dependent on the direction and dimensions of the specified fabric. Contact our Customer Service Team for further information.



CB7503S



CB7503W

Model	Description
<b>CB7503S</b>	three seat, metal legs
<b>CB7503W</b>	three seat, wood legs



CB7504S



CB7504W

Model	Description
<b>CB7504S</b>	ottoman, metal legs
<b>CB7504W</b>	ottoman, wood legs

35 overall height	32 overall depth	74 overall width	18 seat height	22 seat depth	60 seat width	28 arm height

17 overall height	19 overall depth	22 overall width





encore

(freestanding)

- Features
- three distinct arm styles
  - spiral grooved hardwood dowel construction
  - frames use .875" furniture-grade plywood
  - seats upholstered with 8.5" high-density polyurethane foam
  - backs upholstered with 7.5" high-density polyurethane foam
  - arms upholstered with 4.5" high-density polyurethane foam
- Options
- column, disk legs or casters
  - locking casters (available on most models)
  - tilt out power (armless models only)
  - mobility package (one seat, non wedge lounge)
  - rotating tablet arm with tilt/stow capability



model EN9203U



Wood Species

maple in 28 finishes • 22 colors



Also Available In Series

benches and lounge tables

details

wood arm cap with metal spacers

• tablet arm • power tilt out



model EN9201U  
(fully upholstered arm)



model EN9201UW  
(fully upholstered arm with wood cap)



model EN9201W  
(metal arm with wood cap)



encore

freestanding Lounge Offering & Specifications



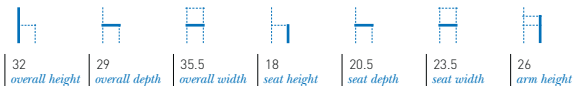
EN9251

Model	Description
EN9251	single seat, fully upholstered arms with tablet



EN9201U

Model	Description
EN9201U	single seat, fully upholstered arms





model EN9251



model EN9201U



model EN9202U



model EN9251  
[shown with mobility package and Encore lounge table]

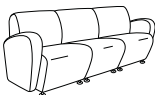


encore lounge leg options disk (stardust silver/black sandtex) • column (stardust silver/black sandtex) • locking casters (black sandtex)










EN9202U

Model	Description
EN9202U	two seat, fully upholstered arms



EN9203U

Model	Description
EN9203U	three seat, fully upholstered arms

						
32	29	59.25	18	20.5	47.25	26
overall height	overall depth	overall width	seat height	seat depth	seat width	arm height

						
32	29	83	18	20.5	70.75	26
overall height	overall depth	overall width	seat height	seat depth	seat width	arm height



# encore

(freestanding)

- Features**
- three distinct arm styles
  - spiral grooved hardwood dowel construction
  - frames use .875" furniture-grade plywood
  - seats upholstered with 8.5" high-density polyurethane foam
  - backs upholstered with 7.5" high-density polyurethane foam
  - arms upholstered with 4.5" high-density polyurethane foam

- Options**
- column, disk legs or casters
  - locking casters (available on most models)
  - tilt out power (armless models only)
  - mobility package (one seat, non wedge lounge)
  - rotating tablet arm with tilt/stow capability



**Wood Species**  
maple in 28 finishes • 22 colors



**Also Available In Series**  
benches and lounge tables

- details** 360-degree swivel tablet arm •  
open wood arm with metal arm support  
• easy mobility package casters



model EN9251  
(folding tablet)



model EN9201T-R  
(rotating tablet, black metal)



model EN9710  
(rotating tablet, black metal, with optional locking casters)



## encore freestanding Lounge Offering & Specifications



EN9201T-R



EN9201T-L

Model	Description
EN9201T-R	single seat, tablet arm rotating right
EN9201T-L	single seat, tablet arm rotating left

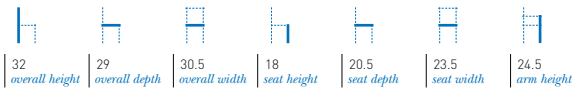


EN9201UW



EN9201W

Model	Description
EN9201UW	single seat, fully upholstered arms with wood caps
EN9201W	single seat, metal arms with wood caps







model EN9201W



model EN9201W



model EN9202UW

model EN9201W  
[shown with casters and Encore lounge table]

encore table leg options disk (stardust silver/black sandtex) • column (stardust silver/black sandtex) • linking (stardust silver/black sandtex)



EN9202UW



EN9202W

Model	Description
EN9202UW	two seat, fully upholstered arms with wood caps
EN9202W	two seat, metal arms with wood caps










EN9203UW



EN9203W

Model	Description
EN9203UW	three seat, fully upholstered arms with wood caps
EN9203W	three seat, metal arms with wood caps

						
32 overall height	30 overall depth	60.25 overall width	18 seat height	20.5 seat depth	47.25 seat width	24.5 arm height

						
32 overall height	30 overall depth	84 overall width	18 seat height	20.5 seat depth	70.75 seat width	24.5 arm height



# encore (modular)

- Features**
- modular components for creating configurations
  - spiral grooved hardwood dowel construction
  - frames use .875" furniture-grade plywood
  - seats upholstered with 8.5" high-density polyurethane foam
  - backs upholstered with 7.5" high-density polyurethane foam
  - arms upholstered with 4.5" high-density polyurethane foam

- Options**
- column, disk legs or casters
  - locking casters (available on most models)
  - tilt out power (armless models only)
  - mobility package (single seat, non wedge lounge)
  - rotating tablet arm with tilt/stow capability



**Wood Species**  
maple in 28 finishes • 22 colors



**Also Available In Series**  
benches and lounge tables



model EN9210  
[with EN9220UW-L, EN9220UW-R & EN9221UW-C modular arms]



model EN9210  
[with EN9220U-L & EN9220U-R modular arms]

**details** contrasting upholstery with modular components • intermediate arm • simple linking bracket for modular configurations





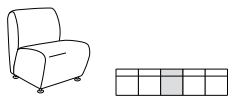
models EN9213, EN22B & EN90B  
[with EN9220U-L & EN9220U-R modular arms and EN2142B oval magazine table]



models EN9710, EN9713 & EN22B  
[with EN9230T-L & EN9230T-R tablet arms and EN2142B oval magazine table]



model EN9210  
[with EN9220UW-L & EN9220UW-R modular arms and EN90CT linking corner table]



EN9210

Model	Description
EN9210	single seat lounge chair, armless

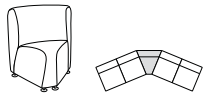
32 overall height	29 overall depth	23.5 overall width	18 seat height	20.5 seat depth	23.5 seat width



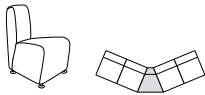
EN9710

Model	Description
EN9710	single seat lounge bench, armless

17 overall height	25.5 overall depth	23.5 overall width



EN9211



EN9212

Model	Description
EN9211	45-degree single seat lounge chair, inside angle, armless
EN9212	45-degree single seat lounge chair, outside angle, armless

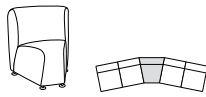
32 overall height	29 overall depth	26.5 overall width	18 seat height	20.5 seat depth	23.5 seat width



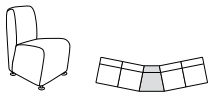
EN9711

Model	Description
EN9711	45-degree single seat lounge bench, inside/outside angle, armless

17 overall height	25.5 overall depth	27 overall width



EN9213



EN9214

Model	Description
EN9213	22.5-degree single seat lounge chair, inside angle, armless
EN9214	22.5-degree single seat lounge chair, outside angle, armless

32 overall height	29 overall depth	26.5 overall width	18 seat height	20.5 seat depth	23.5 seat width



EN9713

Model	Description
EN9713	22.5-degree single seat lounge bench, inside/outside angle, armless

17 overall height	25.5 overall depth	26.5 overall width



EN9220U-L



EN9220U-R



EN9221U-C

Model	Description
EN9220U-L	modular arm (only), fully upholstered, left
EN9220U-R	modular arm (only), fully upholstered, right
EN9221U-C	modular arm (only), fully upholstered, center

25.5 overall height	23 overall depth	6 overall width



EN9220UW-L



EN9220UW-R



EN9221UW-C

Model	Description
EN9220UW-L	modular arm (only), upholstered with wood cap, left
EN9220UW-R	modular arm (only), upholstered with wood cap, right
EN9221UW-C	modular arm (only), upholstered with wood cap, center

24.5 overall height	23 overall depth	7 (for L/R) 6 (for C) overall width





EN90B

Model	Description
EN90B	square linking table, upholstered

		
16 overall height	25.5 overall depth	23.5 overall width



EN90

Model	Description
EN90	square linking table

		
17 overall height	23.5 overall depth	25 overall width



EN45B

Model	Description
EN45B	45-degree linking table, inside/outside angle, upholstered

		
16 overall height	25.5 overall depth	26.5 overall width



EN45

Model	Description
EN45	45-degree linking table, inside/outside angle

		
17 overall height	22 overall depth	25 overall width



EN22B

Model	Description
EN22B	22.5-degree linking table, inside/outside angle, upholstered

		
16 overall height	27 overall depth	26.5 overall width



EN22

Model	Description
EN22	22.5-degree linking table, inside/outside angle

		
17 overall height	23.25 overall depth	26 overall width



EN9220W

Model	Description
EN9220W	modular end arm (only), metal with wood cap, left & right

EN9230T-L	tablet arm (only), wood, 360-degree swivel, left
EN9230T-R	tablet arm (only), wood, 360-degree swivel, right



EN9230T-L



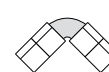
EN9230T-R

					
24.5 overall height	23 overall depth	7 overall width	24.5 overall height	13 overall depth	13 overall width



EN90CT

Model	Description
EN90CT	90-degree linking table, inside/outside angle



		
13.5 overall height	25 overall depth	46.5 overall width



# regal

- Features**
- fixed cushions
  - locking tenons, glue and screw construction
  - frames use .875" furniture-grade plywood
  - seats upholstered with 5.5" polyurethane foam and Dacron® wrap
  - backs upholstered with 3" polyurethane foam and Dacron® wrap
  - seats and backs have synthetic sheet webbing for added comfort

- Options**
- rubber cushion nylon glides



**Wood Species**  
maple in 28 finishes • 22 colors



**Also Available In Series**  
benches

- details** rolled back with upholstery piping
- rolled arm with upholstery piping
  - tapered wood leg



## regal Lounge Offering & Specifications



RG8201

Model	Description
RG8201	single seat, wood legs

38	36.5	36	19	20.5	21.5	25
overall height	overall depth	overall width	seat height	seat depth	seat width	arm height



RG8202

Model	Description
RG8202	two seat, wood legs

38	36.5	56	19	20.5	41.5	25
overall height	overall depth	overall width	seat height	seat depth	seat width	arm height



upholstery seams The amount of seams on upholstered seats and backs is dependent on the direction and dimensions of the specified fabric. Contact our Customer Service Team for further information.



RG8203

Model	Description
RG8203	three seat, wood legs



RG8204

Model	Description
RG8204	ottoman, wood legs

						
38	36.5	76	19	20.5	61.5	25
overall height	overall depth	overall width	seat height	seat depth	seat width	arm height

		
17	18.5	21.5
overall height	overall depth	overall width



# richmond

- Features**
- small footprint with generous seat area
  - solid maple legs are field replaceable
  - seats upholstered with 4.5" high density polyurethane foam
  - backs upholstered with 1.5" polyurethane foam
  - seats have synthetic sheet webbing
  - backs have strap webbing

- Options**
- rubber cushion nylon glides



**Wood Species**  
maple in 28 finishes • 22 colors



**details** leg in painted color • leg in wood finish • fully upholstered arm



## richmond Lounge Offering & Specifications



RI7341U

Model	Description
RI7341U	single seat, wood legs



RI7342U

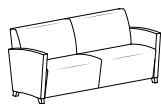
Model	Description
RI7342U	two seat, wood legs







**upholstery seams** The amount of seams on upholstered seats and backs is dependent on the direction and dimensions of the specified fabric. Contact our Customer Service Team for further information.



RI7343U

Model	Description
RI7343U	three seat, wood legs



Natural Wood Finishes

Every tree has unique and defining characteristics, similar to fingerprints. These characteristics include differences in color, grain configurations and texture. When specifying natural or light finishes, these markings are not masked and are easily detected. With this in mind, we hope you enjoy and appreciate the beauty of each tree's fingerprints.

Finishes

wood finishes on oak

brownie .....	BRW
canyon.....	CAN
citron.....	CIT
desert.....	DES
ecru .....	ECU
henna .....	HEN
honey.....	HNY
nut brown.....	NUT

Brownie, Canyon, Citron, Desert, Henna, Honey and Nut Brown are available on Maple and Beech when Oak hardwoods are not an option within the specified series.

wood finishes on maple/beech

ale .....	ALE
auburn.....	AUB
autumn.....	AUT
barley .....	BRL
bourbon.....	BBN
brighton.....	BRG
butterscotch .....	BUT
cinnamon .....	CIN
classic .....	CLA
earthy .....	EAR
espresso .....	ESP
flax.....	FLX
legacy.....	LGC
mocha .....	MCH
night owl .....	NTO
praline.....	PRL
saffron.....	SAF
sienna.....	SIE
toffee .....	TOF
truffle .....	TRF
venetian.....	VEN

Other Finishes

Community offers finish matching and non-standard finish options to help you meet your design objectives.



color finishes on oak/maple/beech

backdrop .....	BKD
black fox.....	BFX
bright white.....	BWH
cargo pants.....	CGP
chatroom .....	CHT
daisy .....	DSY
daring.....	DRG
dynamo .....	DYN
enigma .....	ENG
french roast .....	FRR
georgian bay .....	GBY
greek villa .....	GRV
gulf stream .....	GLF
heartthrob.....	HTB
network gray.....	NET
nonchalant white .....	NWH
paradise .....	PAR
quixotic plum .....	QXP
relic bronze.....	RBZ
sandbank .....	SND
storm.....	STM
tricorn black .....	TRC

metal chair frame finishes

black sandtex.....	BSX
stardust silver.....	STS

Each metal chair has its own selection of frame finishes. See pricelist for more information.

DuraTex Low-Emission Finish

To reduce hazardous emissions, we use a proprietary, specially designed top coat that offers exceptional hardness, abrasion and impact resistance while reducing hazardous or harmful gases.

BIFMA



(The Business and Institutional Furniture Manufacturers Association) BIFMA is responsible for developing voluntary product and industry standards that support safe, healthy and sustainable environments. All of our products are constructed to meet and/or exceed BIFMA standards for performance, durability and structural integrity.

questions?  
www.communityfurniture.com



Enhance your Community furniture with a variety of options. There are options from personalizing to ganging and much more, contact our Customer Service Team for more information (800.622.5661) or visit our website ([communityfurniture.com](http://communityfurniture.com)).

#### Options

##### Power

Community includes a growing collection of lounge seating that meets today's demands to incorporate power accessibility throughout. Watch for more exciting introductions coming soon!

##### Modifications

Community willingly accepts customer modifications to standard products. Upholstery, backs, heights and arms are just a few of the modifications we have made for satisfied customers. Please contact our Customer Service Team to find out how we can work together to find a solution to your need.

##### Details

Community offers variations in finish, arm style, leg style and more to take a series from light scale to full, from traditional to contemporary. Reference this booklet's series pages for more information or contact our Customer Service Team.

##### Coordinating Components

Community offers a full range of tables and benches to complement many lounge series. Reference the corresponding booklets for more information.

