

CARE & MAINTENANCE

CaféWay™ Tables
Models ECELP, ECRDP, ECOCP & ECRCP

January 2015

SEMI-ANNUAL MAINTENANCE: LUBRICATION

- Servicing of tables must be performed by qualified personnel familiar with the tools and products being used.
- Always wear personal protective equipment such as eye goggles and gloves.
- Use an approved lubricant such as Food Grade Penetrating Oil or Food Grade White Grease.




Figure 1

1. Lubricate the center hinges/lock plates. Verify urethane glide washers are in place and free of chips, cracks or abrasion (Figure 1).




Figure 2

2. Inspect the storage latch for ease of motion, Apply lubricant to the shoulder bolt and spring (Figure 2). **Note:** ECRCP tables do not have a spring on the latch.




Figure 3a

3. As needed, lubricate the shoulder bolts at all 'stretcher bar' pivot points (Figures 3a and 3b).




Figure 3b




Figure 4a - ECELP, ECRDP & ECOCP

4. Lubricate upper pivot connections for 'endlegs' (Figures 4a and 4b). **Note:** This step is for ECELP, ECRDP & ECOCP family tables only.




Figure 4b - ECELP, ECRDP & ECOCP




Figure 5

4. Pivot tubes rotate and slide laterally as they pass through the table aprons during normal operation. Lubricate this location on each end of the pivot tube (Figure 5).




Figure 7

6. Lubricate the inner flange of the apron where the pivot tube rotates on the apron (Figure 7).




Figure 9



Figure 6

5. "Capped" pivot tubes require access from inside the apron (Figure 6).




Figure 8

7. Pivot tubes need to be lubricated semi-annually on the table (Figures 8 & 9).