

January 3, 2011

Updated November 07, 2018

800-424-2432

Ordering C.O.M., C.O.L., and C.O.V.		
Bonduel, Green Bay, Ontario, and Tupelo		2
Shipping Location		4
Front Row Seating Specifications Form 6		
Intellectual Property Authorization 8		
100, 300, 700 Series® Folding Chairs General Information 10		
100 Series	Folding Chairs (Delivered Pricing)	14
	Folding Chairs (Freight Excluded Pricing)	16
300 Series	Folding Chairs (Delivered Pricing)	18
	Folding Chairs (Freight Excluded Pricing)	20
700 Series®	Folding Chairs (Delivered Pricing)	22
	Folding Chairs (Freight Excluded Pricing)	24
	Folding Chairs (Delivered Pricing)	26
	Folding Chairs (Freight Excluded Pricing)	28
Auditorium, Design Line Folding Chairs General Information 30		
Auditorium	Folding Chairs (Delivered Pricing)	32
	Folding Chairs (Freight Excluded Pricing)	34
Design Line	Folding Chairs (Delivered Pricing)	36
	Folding Chairs (Freight Excluded Pricing)	38
Front Row Seats®	General Information	40
	Folding Chairs (Delivered Pricing)	42
	Folding Chairs (Freight Excluded Pricing)	44
	Folding Chairs (Delivered Pricing)	46
	Folding Chairs (Freight Excluded Pricing)	48
Folding Chairs - 05	General Information	50
	Folding Chairs (Delivered Pricing)	54
	Folding Chairs (Freight Excluded Pricing)	56
	Folding Chairs (Delivered Pricing)	58
	Folding Chairs (Freight Excluded Pricing)	60
	Folding Chairs (Delivered Pricing)	62
	Folding Chairs (Freight Excluded Pricing)	64
	Folding Chairs (Delivered Pricing)	66
	Folding Chairs (Freight Excluded Pricing)	68
Storage Caddies for Folding Chairs - 05	Folding Chairs (Delivered Pricing)	70
	Folding Chairs (Freight Excluded Pricing)	72
Novite™	General Information	74
	Folding Chairs (Delivered Pricing)	76
Folding Chair Storage and Accessories	General Information	78
	Folding Chairs (Delivered Pricing)	80
	Folding Chairs (Freight Excluded Pricing)	82
	Folding Chairs (Delivered Pricing)	84
	Folding Chairs (Freight Excluded Pricing)	86
	Folding Chairs (Delivered Pricing)	88
	Folding Chairs (Freight Excluded Pricing)	90
Industrial/Mechanical Adjustable Stools General Information 92		
600 Series	Industrial Stools (Delivered Pricing)	96
	Industrial Stools (Freight Excluded Pricing)	98
	Industrial Stools (Delivered Pricing)	100
	Industrial Stools (Freight Excluded Pricing)	102
	Industrial Stools (Delivered Pricing)	104
	Industrial Stools (Freight Excluded Pricing)	106
800 Series	Industrial Stools (Delivered Pricing)	108
	Industrial Stools (Freight Excluded Pricing)	110

Medical and Laboratory General Information 112	
Stools 114	
Index	116

Ordering C.O.M., C.O.L., and C.O.V.

Bonduel, Green Bay, Ontario, and Tupelo

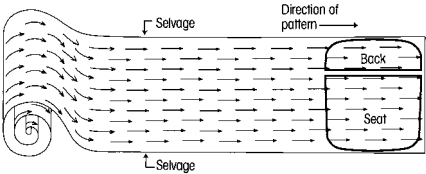
How to Specify C.O.M. Upholstery

Textile designs often have intricate patterns. Not all individuals will interpret fabric direction in the same manner.

As a standard procedure, KI cuts fabrics off the roll in a horizontal fashion as shown in Diagram A at the right. By cutting in this fashion, most waste is eliminated. Our requirements for yardage in this book are based on this type of cutting. When directional or patterned fabrics are used, they often require more yardage than solid colors.

By providing KI with a completely filled-out copy of the form on this page, we will be able to expedite your order. We find it particularly helpful with directional or patterned upholstery material. It is critical that copies of this form accompany test quantities as well as production quantities of C.O.M.

C.O.M. must be supplied in continuous yardage.



C.O.M., C.O.L. and C.O.V. Testing

KI will require for testing actual yardage to upholster one chair. The testing requirements depend on which chair you have selected on your order.

Test samples will be applied to the order and will be held for 6 months if needed. After 6 months, the sample can no longer be applied to your order. For all products to be tested, send test samples for approval to:

KI
Attn: C.O.M. Specialist
1687 Westminster Drive, Gate 3
Green Bay WI 54302

To expedite the procedure, attach a copy of the "C.O.M. Information Form" on this page.

All C.O.M., C.O.L. and C.O.V. must be labeled with the purchase order number.

C.O.M., C.O.L. and C.O.V. Production

Customer's fabrics and leathers must be approved prior to acceptance for production. Upon test approval, a 1" square sample swatch of upholstery material must accompany the order. KI assumes no responsibility for wear, defects or performance of customer's own fabrics, vinyl or leather. C.O.M., C.O.L. and C.O.V. orders are available on a deferred delivery basis.

Orders for production of C.O.M., C.O.L. and C.O.V. upholstered products are not scheduled for processing until upholstery material is received. Upon receipt, KI will provide an acknowledgement and an estimated shipping date.

KI recommends that leather be ordered in yardage. Leather must be usable. The outer edges cannot be calculated as square feet or yardage.

The C.O.M., C.O.L. and C.O.V. yardage requirements accompanying products in the pricing section are for 10 chairs/seats or less, 54" wide nondirectional material. On larger orders, less material is required.

For exact production yardage requirements, call 1-800-424-2432, ext. 2707.

C.O.M., C.O.L. and C.O.V. Order Processing

For products shipped from Green Bay, WI facility, ship upholstery material to:

KI
Attn: C.O.M. Storage
1687 Westminster Drive, Gate 3
Green Bay, WI 54302

For products shipped from Tupelo, MS facility ship material to:

KI Tupelo
Attn: C.O.M. Storage
2112 South Green Street
Tupelo, MS 38801

For products shipped from Bonduel, WI facility, ship material to:

KI
Attn: C.O.M. Storage
204 West South Street
Bonduel, WI 54107

For products shipped from Ontario, CA facility, ship material to:

Avail/Impress/Kismet/Medical & Laboratory Stools/Pilot
Attn: C.O.M. Storage
1110 S. Mildred Ave.
Ontario, CA 91761

Intricate Patterns

In the event of specific requirements for positioning of intricate patterns or pattern repeats on seats and backrests, provide a sketch noting requirements, as in Diagram B, along with materials for testing, and with the order.

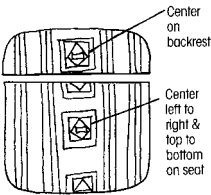


Diagram B

Treated Materials

If C.O.M. requires processing such as Scotchgard® or acrylic backing, it often shrinks. To prevent delays in delivery or back ordering due to shrinkage, please have your processor remeasure after processing and assure adequate yardage shipment.

Split Orders

If a portion of the shipment which does not require C.O.M., C.O.L. or C.O.V. applications is to be processed and shipped early, KI will enter the order immediately at your request. These split shipments are subject to minimum order changes.

Contact the C.O.M. Specialist at 1-800-424-2432, ext. 2707, with questions or to verify a split order.

Excess Upholstery Material

KI will dispose of excess upholstery material at the time of shipment unless expressly requested to return it with the product shipment.

Cancelled or Changed Orders

KI assumes no responsibility for extra C.O.M., C.O.L. or C.O.V. material due to a change of upholstery or cancellation of an order. It is the customer's responsibility to arrange for return of this material.

C.O.M., C.O.L. and C.O.V. Information Form

A copy of this form should accompany test requests and production orders. Please fill it out completely, and, if your order has been acknowledged, provide the acknowledgement number.

Purchasing Agent (Dealer or buying organization) _____
Attention _____
Address _____
City _____ State _____ Zip _____
Project Name _____
Type of seating and number of units of each type _____

Please see information below and check the appropriate box.

☐ Submitted for testing.

☐ Test approved. Submitted for production.

Purchase Order Number _____


KI Acknowledgement Number _____

In all instances, send this form to the C.O.M. Specialist.

☐ A Selvage Top and Bottom



☐ B Selvage Side and Side





Ordering C.O.M., C.O.L., and C.O.V.

Bonduel, Green Bay, Ontario, and Tupelo

Ordering C.O.M., C.O.L., and C.O.V.

Shipping Location

C.O.M. SHIPPING LOCATION



Architectural Walls

Genius Walls MN

Casegoods

Dante Benches AG
Darwin Tackboards MN
Aristotle Tackboards MN

Classroom Furniture

360° Classroom Furniture BW
Dorsal 1090 Chairs GB
Intellect Wave Chairs GB
Learn2 GB

Desking

700 Series Desking KP
Balance Overheads MN
Genesis Desking MN
True Desking KP
Universal Overheads MN
WorkZone Desking MN

Files & Storage

700 Series Pedestal Cushion GB
Connection Zone Pads BW
U-Series Pedestal Cushion GB

Fixed Seating

Concerto Auditorium Seating BW
Single Pedestal Seating GB
Jury Base Seating GB
Hi5 GB
Lancaster Auditorium Seating BW
Sequence Seating GB
University Seating GB

Panel Systems

All Terrain KP
Balance Overheads MN

System 3000 MN
Universal Overheads MN
Wireworks MN
Unite MN

Residence Hall Furniture

RoomScale Furniture MN

Screens

All Terrain KP
Connection Zone BW
True/Volition KP
Genesis KP

Seating

100 Series Folding Chairs BW
300 Series Folding Chairs BW
600 Series Stools BW
700 Series Folding Chairs BW
1000 Series GB
1100 Series Folding Chairs BW
Aerdyne Guest Seating HN
Affina Collection HN
Arisa Lounge HN
Altus Task Chairs TM
Apply Stack Chairs GB
Auditorium Folding Chairs BW
Avail Task Chairs OM
Bantam Guest Seating HN
Boss Design Chairs HN
Cinturon Lounge & Professional Seating HN
Cody Lounge Seating HN
Connection Zone Privacy Booths HN
Doni Collection GB
Dorsal Stack & Tandem Seating GB
Engage Task Chairs & Stools GB
Front Row Seats (Silk Screening) BW
GateOne Public Seating BW
Grazie Seating GB

Hub Modular Lounge Seating HN
Impress Task Chairs OM
Impress Ultra Task Chairs OM
Jessa Lounge Seating HN
Jubi Guest Chair GB
Kismet Task/Guest Chairs & Stools OM
Kurv Benches HN
LaResta Day Beds HN
Lyra Lounge Seating HN
Maestro Stack Chairs GB
Matrix Stack Chairs GB
Medical & Laboratory Stools OM
Mesa Lounge & Task Seating HN
MyWay Seating HN
Neena Benches HN
Opt4 GB
Perry Stack Chairs GB
Perth Multiple & Healthcare Seating HN
Perth II Healthcare Seating HN
Pilot Task Chairs OM
Piretti Stack Chairs GB
Promenade Seating System BW
Rapture Stack Chairs & Stools GB
Ruckus GB
Rose Healthcare BW
Sela Lounge Seating HN
Sift Task Chairs TM
Silhouette Stack Chairs & Stools BW
Soltice Metal Collection HN
Soltice Multiple, Healthcare & Guest HN
Soltice II Healthcare Seating HN
Strive Multiple, Stack & Task GB
Sway BW
Tea Cup Lounge Seating HN
Torsion-on-the-Go! Nesting Chairs GB
Torsion Air Stack and Task Seating GB
Torsion Stack and Task Seating GB
Versa Stack Chairs & Stools GB

KI Manufacturing Sites - Customer's Own Material Shipment Manufacturing Site Addresses

AG

Contact KI at
1-800-424-2432

GB

KI Green Bay
Attn: COM Storage
1687 Westminster Drive - Gate 3
Green Bay, WI 54302

KP

KI Pembroke
Attn: COM Storage
1000 Olympic Dr.
Pembroke, Ontario K8A6X7

MN

KI Manitowoc
Attn: COM Storage
1400 S. 41st St.
Manitowoc, WI 54220

BW

KI Bonduel
Attn: COM Storage
204 West South St.
Bonduel, WI 54107

HN

KI-HN
Attn: COM Storage
217 Feld Avenue
High Point, NC 27263

OM

KI
Attn: COM Storage
1110 S. Mildred Ave.
Ontario, CA 91761


TM

KI Tupelo
2112 South Green St.
Tupelo, MS 38804



Ordering C.O.M., C.O.L., and C.O.V.

Shipping Location



Front Row Seating

Specifications Form



Front Row Seating Chairs ■

Specifications Form

April 2012

Please note:

- All logos require camera ready art in Adobe Illustrator .eps, .ai or .pdf format in the measurements below.* Additional charges will apply to each proof change (size, color or font).
- For specific pricing details, visit www.ki.com/planning/pricelists.aspx?RSid=937.
- Once complete, submit this form and the signed "Intellectual Property Authorization" agreement along with your order.
- Contact your customer service rep. with additional questions.

Chair Model # _____ Qty Ordered _____ Feet/Bumper Colors _____

Frame Color _____ Vinyl Color _____

*Group 2 vinyls cannot be silk-screened.

Cushion Back Description _____ Seat Back Pantone Colors**

Color #1 _____

Color #2 _____

Color #3 _____

Lettering Style _____ **Total number of ink colors per logo is three. Contact customer service

Common Effects _____ for orders requiring more than three ink colors per logo.

Seat Cushion Description _____ Seat Cushion Pantone Colors**

Color #1 _____

Color #2 _____

Color #3 _____

Lettering Style _____ **Total number of ink colors per logo is three. Contact customer service

Common Effects _____ for orders requiring more than three ink colors per logo.

PO# _____ **KI Internal Information**

Project or School Name _____ KI Order Number _____

Contact Name _____ KI Sales Rep _____

Email for Proof _____ Artwork File Name _____

If logo/lettering is not predetermined, below is a list of popular lettering styles and common effects.

Script & Calligraphic

- ☐ **Brady**
- ☐ **Brush Script**
- ☐ **Kaufmann**
- ☐ **Sanvito**
- ☐ **Snell Roundhand**

Athletic

- ☐ **ALLSTAR**
- ☐ **EUROSTYLE**
- ☐ **JERSEY**
- ☐ **MACHINE**
- ☐ **ROCKWELL**

Block and San Serif

- ☐ **IMPACT**
- ☐ **ARIAL BLACK**
- ☐ **TEMPEST GILL**
- ☐ **SERPENTINE**
- ☐ **OPTIMA**

Serif and Misc.

- ☐ **COOPER BLACK**
- ☐ **PLAYBILL**
- ☐ **STENCIL**
- ☐ **TIMES**
- ☐ **MARKER**

Common Effects

- ☐ **SHADOW**
- ☐ **SLANTED**
- ☐ **ARCHED**
- ☐ **UPPER ARCH**

*Max size for artwork on back: 12" wide x 5" high
Max size for artwork on seating: 9.5" wide x 10.5" high
Sized to maximum unless otherwise stated.



Front Row Seating

Specifications Form

--

Intellectual Property Authorization

INTELLECTUAL PROPERTY AUTHORIZATION

This Intellectual Property Authorization is effective this ____ day of _____, 20____, by and between KRUEGER INTERNATIONAL, INC. (hereafter "KI") a Wisconsin corporation located and doing business at 1330 Bellevue Street, Green Bay, Wisconsin 54302, and _____, located and doing business at _____ (hereafter, "OWNER").

WHEREAS, OWNER is the sole owner of the entire rights, title, and interests in, to and under the Intellectual Property identified on Exhibit "A" attached hereto (hereafter, "IP"); and

WHEREAS, OWNER has requested KI to produce and manufacture the products identified on Exhibit "A" attached hereto (hereafter, "Products") for OWNER, and OWNER desires that Products display/use the IP; and,

WHEREAS, KI is willing, subject to the terms and conditions set forth herein, to produce and manufacture Products for OWNER such that said Products display/use OWNER'S IP.

NOW, THEREFORE, in consideration of the mutual covenants, obligations, and undertakings set forth herein, and for other good and valuable consideration, the receipt and sufficiency of which are hereby acknowledged, the parties hereby agree as follows:

1. OWNER represents and warrants that: (a) it is the sole owner of the entire rights, title and interests in, to and under the IP; and (b) it has full and unlimited authority to enter into this agreement and to grant KI the use of the IP as set forth herein.

2. OWNER hereby grants KI the right to use and/or display the IP on the Product KI is producing and manufacturing for OWNER.

3. OWNER agrees to indemnify, defend and hold KI harmless from and against any and all claims, actions, judgments, losses, damages (including, but not limited to, actual, incidental, consequential and punitive damages) and/or any other expenses (including, but not limited to, actual attorneys' fees), which KI may incur as a result of the use/display of the IP on Product for OWNER. OWNER'S duty hereunder shall specifically include and extend to any third party claims that the IP infringes such third party's rights in any way.

Dated the day and year first written above.

KRUEGER INTERNATIONAL, INC.

OWNER: _____


By: Nathan A. Jeske

By: _____
Print Name

Its: Product Manager
Title

Its: _____
Title

**EXHIBIT A****INTELLECTUAL PROPERTY****Trademarks:****Copyrights:****Other:****PRODUCTS**

(KI product name(s) to be applied with the logo)

100, 300, 700 Series® Folding Chairs

General Information



100 Series Steel Seat (101)



100 Series Upholstered
Seat (103)



100 Series Upholstered
Seat and Back (104)

Features			
Seam-welded tubular steel frame	•	•	•
Steel Seat	•	•	•
Steel backrest	•	•	•
Polyfoam seat pad		•	•
Polyfoam backrest pad			•
2 welded crossbraces	•	•	•
Wallsaver design	•	•	•
3" frame strengtheners (a KI exclusive)	•	•	•
General Dimensions			
Seat height	17-1/2"	17-1/2"	17-1/2"
Overall width	18-1/4"	18-1/4"	18-1/4"
Overall depth	19-3/4"	19-3/4"	19-3/4"
Overall height	30-1/4"	30-1/4"	30-1/4"
Ganging on center	18-1/2"	18-1/2"	18-1/2"

SPECIFICATIONS

100 Series Frames

Electrically seam-welded 18-gauge, 7/8" o.d. tubular steel. 13-gauge "ribbed" linkage.

Backrests

One-piece, 24-gauge cold-rolled with fully curled safety edge, securely welded to frame. 8-1/2" high for maximum support. 2" deep concave shape for maximum support.

104 Upholstered Backrest

24-gauge steel. 14-1/2" x 6" x 1/2" polyfoam stapled to linerboard panel. Replaceable, attached to backrest by screws.

Seats

20-gauge cold-rolled drawn and shaped steel with fully curled edges for strength and safety. Front corners have a "waterfall" shape.

103, 104 Upholstered Seat

20-gauge recessed steel seat pan. 13-1/4" x 13-1/2" x 5/8" polyfoam stapled to linerboard panel. Replaceable, attached by mechanical fasteners.

300 Series Frames

Electrically seam-welded 19-gauge x 7/8" o.d. tubular steel. 13-gauge "ribbed" linkage. Reinforced at pivot points with frame strengtheners. Crossbraces double riveted to each leg.

300 Backrests

One-piece 24-gauge cold-rolled with fully curled safety edge, securely welded to frame. 8-1/2" high for maximum support. 2" deep concave shape for maximum support.

304 Upholstered Backrest

24-gauge steel. 14-1/2" x 6" x 1/2" polyfoam stapled to linerboard panel. Replaceable, attached to backrest by screws.

301 Seats

One-piece 20-gauge cold-rolled with fully curled edge for strength and safety. Front corners have a waterfall shape.

303, 304 Upholstered Seats

20-gauge recessed steel seat pan. 5/8" polyfoam sealed to linerboard panel. Replaceable, attached by mechanical fasteners.

Feet

Replaceable, non-marring, durable, linear polypropylene.

Frame Finish

Baked-on, electrostatically-applied epoxy powder coating.

INFORMATION

C.O.M. Testing and Production Requirements

KI reserves the right to reject unsuitable

material. Orders will not be accepted without prior material approval. Send 1 yard of customer's own material for testing. A 1" square sample swatch for identification must accompany original orders.

Send C.O.M. marked with your name and P.O. number to:

KI
204 West South Street
Bonduel, WI 54107

Fabric Disclaimer

Fabric will be applied as swatched by the fabric manufacturer. Fabric that is required to be applied differently than is swatched will need a Special Cost Request written specifying the direction the fabric is to be applied. The posted standard lead time will apply to the Special Cost Request.



100, 300, 700 Series® Folding Chairs

General Information



**300 Series Steel Seat
(301D)**

**300 Series Upholstered
Seat (303DU)**

**300 Upholstered Seat and
Back (304DU)**

Features

Seam-welded tubular steel frame	•	•	•
Steel Seat	•	•	•
Steel backrest	•	•	•
Polyfoam seat pad		•	•
Polyfoam backrest pad			•
2 double-riveted crossbraces	•	•	•
Wallsaver design	•	•	•
3" frame strengtheners (a KI exclusive)	•	•	•

General Dimensions

Seat height	17-1/2"	17-1/2"	17-1/2"
Overall width	18-1/4"	18-1/4"	18-1/4"
Overall depth	19-1/2"	19-1/2"	19-1/2"
Overall height	30-1/4"	30-1/4"	30-1/4"
Ganging on center	18-1/2"	18-1/2"	18-1/2"

INFORMATION

Warranty

Refer to KI Terms & Conditions document
or visit ki.com

100, 300, 700 Series® Folding Chairs

General Information



700 Series Steel Seat (701)



700 Series Upholstered Seat (703)



700 Series Upholstered Seat and Back (704)

Features			
Seam-welded tubular steel frame	•	•	•
Steel Seat	•	•	
Steel backrest	•	•	•
Polyfoam seat pad		•	•
Polyfoam backrest pad			•
3 welded crossbraces	•	•	•
2 double-riveted crossbraces	•	•	•
Wallsaver design	•	•	•
3" frame strengtheners (a KI exclusive)	•	•	•
Steel seat bridge	•		
General Dimensions			
Seat height	17-1/2"	17-1/2"	17-1/2"
Overall width	18-1/4"	18-1/4"	18-1/4"
Overall depth	19-1/2"	19-1/2"	19-1/2"
Overall height	30-1/4"	30-1/4"	30-1/4"

SPECIFICATIONS

700 Series® Frames

Electrically seam-welded 18-gauge, 7/8" o.d. tubing. Front legs reinforced at pivot points with frame strengtheners/seat spacers. Three leg braces of 19-gauge, 5/8" o.d. steel tubing.

Steel Backrests

7-1/2" high, pitched for proper posture support. Panel is curved 24-gauge cold-rolled steel with fully curled edge and spot-welded to frame.

704 Upholstered Backrest

Replaceable backrest panel of 1/2" poly foam stapled to linerboard base. Attached to backrest by screws.

701 Steel Seats

Seat pivots on 1/4" tempered steel rivets. One-piece 20-gauge cold-rolled drawn and shaped steel with fully curled edges.

703, 704U Upholstered Seats

20-gauge recessed steel seat pan. 5/8" poly foam stapled to linerboard panel. Replaceable, attached by mechanical fasteners.

703S, 704S Upholstered Seat

20-gauge recessed steel seat pan. 1" poly foam stapled to linerboard panel. Replaceable, attached by mechanical fasteners.

FTAR Miracle Fold Tablet Arm

Arm folds independently of chair and has a high degree of clearance from seat to underside of tablet arm. Front hinge lock of die-formed 14-gauge steel and molded copolymer, 14-gauge, 7/8" o.d. tubular steel arm support. Rear dual action hinge laminated of 11- and 14-gauge steel. Tablet is 5/8" high-density MDF faced with high-pressure plastic laminate top and backing sheets.

Feet

Replaceable non-marring linear polypropylene. Ganging (armless models only).

Riveted male interlocks engage matching twin keyholes on brazed female bracket.

Frame Finish

Baked-on, electrostatically applied epoxy powder coating.

INFORMATION

C.O.M. Testing and Production Requirements

KI reserves the right to reject unsuitable material. Orders will not be accepted without prior material approval. Send 1 yard of customer's own material for testing. A 1" square sample swatch for identification must accompany original orders.

Send C.O.M. marked with your name and P.O. number to:

KI
204 West South Street
Bonduel, WI 54107

Fabric Disclaimer

Fabric will be applied as swatched by the fabric manufacturer. Fabric that is required to be applied differently than is swatched will need a Special Cost Request written specifying the direction the fabric is to be applied. The posted standard lead time will apply to the Special Cost Request.



100, 300, 700 Series® Folding Chairs

General Information



Miracle Fold Tablet Arm (704DFTAR/U)

Features

Seam-welded tubular steel frame	•
Steel Seat	•
Steel backrest	•
Polyfoam seat pad	•
Polyfoam backrest pad	•
3 welded crossbraces	•
Wallsaver design	•
3" frame strengtheners (a KI exclusive)	•

General Dimensions

Seat height	17-1/2"
Overall width	24"
Overall depth	26-1/4"
Overall height	30-1/4"
Tablet arm	12-1/2" x 22-1/2"




INFORMATION

Warranty

Refer to KI Terms & Conditions document or visit ki.com

100 Series

Folding Chairs (Delivered Pricing)

	MODEL	Features	MODEL NUMBER					Approx. Packaged Weight
			Basic Model	Frame Color	TB133	Upholstery Color	Feet/Bumper Color	
	Steel Seat <ul style="list-style-type: none">Seam-welded tubular steel frameHeavy-duty steel seat and backrest2 welded crossbraces, front and rear3" frame strengtheners (A KI exclusive)Wallsaver design	Unupholstered	101	<input type="checkbox"/> <input type="checkbox"/> <input type="checkbox"/>			<input type="checkbox"/> <input type="checkbox"/> <input type="checkbox"/>	11.0#
100								
	Upholstered Seat <ul style="list-style-type: none">Seam-welded tubular steel frameHeavy-duty steel seat and backrest2 welded crossbraces, front and rearPolyfoam seat pad3" frame strengtheners (A KI exclusive)Wallsaver design	1" Seat Pad	103S	<input type="checkbox"/> <input type="checkbox"/> <input type="checkbox"/>	<input type="checkbox"/> <input type="checkbox"/> <input type="checkbox"/>	<input type="checkbox"/> <input type="checkbox"/> <input type="checkbox"/> <input type="checkbox"/> <input type="checkbox"/>	<input type="checkbox"/> <input type="checkbox"/> <input type="checkbox"/>	11.0#
		5/8" Seat Pad	103U	<input type="checkbox"/> <input type="checkbox"/> <input type="checkbox"/>	<input type="checkbox"/> <input type="checkbox"/> <input type="checkbox"/>	<input type="checkbox"/> <input type="checkbox"/> <input type="checkbox"/> <input type="checkbox"/> <input type="checkbox"/>	<input type="checkbox"/> <input type="checkbox"/> <input type="checkbox"/>	11.0#
100U								
	Upholstered Seat and Back <ul style="list-style-type: none">Seam-welded tubular steel frameHeavy-duty steel seat and backrest2 welded crossbraces, front and rearPolyfoam seat and backrest pad1/2" polyfoam backrest pad3" frame strengtheners (A KI exclusive)Wallsaver design	1" Seat Pad	104S	<input type="checkbox"/> <input type="checkbox"/> <input type="checkbox"/>	<input type="checkbox"/> <input type="checkbox"/> <input type="checkbox"/>	<input type="checkbox"/> <input type="checkbox"/> <input type="checkbox"/> <input type="checkbox"/> <input type="checkbox"/>	<input type="checkbox"/> <input type="checkbox"/> <input type="checkbox"/>	11.0#
		5/8" Seat Pad	104U	<input type="checkbox"/> <input type="checkbox"/> <input type="checkbox"/>	<input type="checkbox"/> <input type="checkbox"/> <input type="checkbox"/>	<input type="checkbox"/> <input type="checkbox"/> <input type="checkbox"/> <input type="checkbox"/> <input type="checkbox"/>	<input type="checkbox"/> <input type="checkbox"/> <input type="checkbox"/>	11.0#
100U								
				A	B	C	D	E

HOW TO ORDER

Indicate the following information on order form:

- Quantity of each item.
- Model number, including options. See "How To Build a Model Number".
- Any special service required.

Note: • The ☐ indicates that a choice is required.

- The absence of the ☐ indicates that no choice is required.
- Alpha-numeric characters in place of ☐ indicate that no other alternatives are available.

HOW TO BUILD A MODEL NUMBER

A Select basic model.

B Select frame color.
Refer to the **KI Color Addendum** or **KI Fabrics & Finishes binder**

C Select fire code.
NFR - Compliance to TB 117-2013
FR - Compliance to TB 133

See Options for TB133 upcharge.

D Select upholstery grade/color.
Refer to the **KI Color Addendum** or **KI Fabrics & Finishes binder**.

E Select feet/bumper color.
Refer to color addendum at ki.com or KI Fabrics & Finishes binder.

OPTIONS

California TB133 Fire Safety Code

For California Technical Bulletin 133 compliant models, add the following upcharge:

Model = 103
Added Lead Time=1 Week
Added List Price=\$8
Model = 104
Added Lead Time=1 Week
Added List Price=\$14



100 Series
Folding Chairs (Delivered Pricing)

Delivered Pricing Unupholstered	Delivered Pricing Fabric Grade 1	Delivered Pricing Vinyl Group 1 & C.O.V.
\$ 51		
N/A	\$ 87	\$ 87
N/A	82	82
N/A	\$ 100	\$ 100
N/A	95	95

SPECIAL SERVICES

Special Carton Marking

With specially marked information N/C




Shipping

Ships **assembled, FOB Bonduel, WI 54107, freight prepaid.** Freight class 85.

Specifications and prices are subject to change without prior notice.

100 Series

Folding Chairs (Freight Excluded Pricing)

	MODEL	Features	MODEL NUMBER					Approx. Packaged Weight
			Basic Model	Frame Color	TB133	Upholstery Color	Feet/Bumper Color	
	Steel Seat <ul style="list-style-type: none">Seam-welded tubular steel frameHeavy-duty steel seat and backrest2 welded crossbraces, front and rear3" frame strengtheners (A KI exclusive)Wallsaver design	Unupholstered	101	<input type="checkbox"/> <input type="checkbox"/> <input type="checkbox"/>			<input type="checkbox"/> <input type="checkbox"/> <input type="checkbox"/>	11.0#
100								
	Upholstered Seat <ul style="list-style-type: none">Seam-welded tubular steel frameHeavy-duty steel seat and backrest2 welded crossbraces, front and rearPolyfoam seat pad3" frame strengtheners (A KI exclusive)Wallsaver design	1" Seat Pad	103S	<input type="checkbox"/> <input type="checkbox"/> <input type="checkbox"/>	<input type="checkbox"/> <input type="checkbox"/> <input type="checkbox"/>	<input type="checkbox"/> <input type="checkbox"/> <input type="checkbox"/> <input type="checkbox"/> <input type="checkbox"/>	<input type="checkbox"/> <input type="checkbox"/> <input type="checkbox"/>	11.0#
		5/8" Seat Pad	103U	<input type="checkbox"/> <input type="checkbox"/> <input type="checkbox"/>	<input type="checkbox"/> <input type="checkbox"/> <input type="checkbox"/>	<input type="checkbox"/> <input type="checkbox"/> <input type="checkbox"/> <input type="checkbox"/> <input type="checkbox"/>	<input type="checkbox"/> <input type="checkbox"/> <input type="checkbox"/>	11.0#
100U								
	Upholstered Seat and Back <ul style="list-style-type: none">Seam-welded tubular steel frameHeavy-duty steel seat and backrest2 welded crossbraces, front and rearPolyfoam seat and backrest pad1/2" polyfoam backrest pad3" frame strengtheners (A KI exclusive)Wallsaver design	1" Seat Pad	104S	<input type="checkbox"/> <input type="checkbox"/> <input type="checkbox"/>	<input type="checkbox"/> <input type="checkbox"/> <input type="checkbox"/>	<input type="checkbox"/> <input type="checkbox"/> <input type="checkbox"/> <input type="checkbox"/> <input type="checkbox"/>	<input type="checkbox"/> <input type="checkbox"/> <input type="checkbox"/>	11.0#
		5/8" Seat Pad	104U	<input type="checkbox"/> <input type="checkbox"/> <input type="checkbox"/>	<input type="checkbox"/> <input type="checkbox"/> <input type="checkbox"/>	<input type="checkbox"/> <input type="checkbox"/> <input type="checkbox"/> <input type="checkbox"/> <input type="checkbox"/>	<input type="checkbox"/> <input type="checkbox"/> <input type="checkbox"/>	11.0#
100U								
			A	B	C	D	E	

HOW TO ORDER

Indicate the following information on order form:

- Quantity of each item.
- Model number, including options. See "How To Build a Model Number".
- Any special service required.

Note: • The ☐ indicates that a choice is required.

- The absence of the ☐ indicates that no choice is required.
- Alpha-numeric characters in place of ☐ indicate that no other alternatives are available.

HOW TO BUILD A MODEL NUMBER

A Select basic model.

B Select frame color.
Refer to the **KI Color Addendum** or **KI Fabrics & Finishes binder**

C Select fire code.
FR - Compliance to TB 133
NFR - Compliance to TB 117-2013

See Options for TB133 upcharge.

D Select upholstery grade/color.
Refer to the **KI Color Addendum** or **KI Fabrics & Finishes binder**.

E Select feet/bumper color.
Refer to color addendum at ki.com or KI Fabrics & Finishes binder.

OPTIONS

California TB133 Fire Safety Code

For California Technical Bulletin 133 compliant models, add the following upcharge:

Model = 103
Added Lead Time=1 Week
Added List Price=\$8
Model = 104
Added Lead Time=1 Week
Added List Price=\$14



100 Series

Folding Chairs (Freight Excluded Pricing)

Freight Excluded Pricing Unupholstered	Freight Excluded Pricing Fabric Grade 1	Freight Excluded Pricing Vinyl Group 1 & C.O.V.
\$ 42		
N/A	\$ 73	\$ 73
N/A	69	69
N/A	\$ 86	\$ 86
N/A	82	82

SPECIAL SERVICES

Special Carton Marking

With specially marked informationN/C




Shipping

Ships assembled, FOB Bonduel, WI 54107, freight excluded. Freight class 85.

Specifications and prices are subject to change without prior notice.

300 Series

Folding Chairs (Delivered Pricing)

			MODEL NUMBER					Approx. Packaged Weight
MODEL	Features	Basic Model	Frame Color	TB133	Upholstery Color	Feet/Bumper Color		
	Steel Seat	Unupholstered	301D	□□□		□□□	10.0#	
	• Double hinge							
	• Seam-welded tubular steel frame							
	• Heavy-duty steel seat and backrest							
	• 2 "double riveted" crossbraces, front and rear							
300	• 3" frame strengtheners (A KI exclusive)							
	• Wallsaver design							
	Upholstered Seat	1" Seat Pad	303DS	□□□	□□□	□□□□□	11.0#	
	• Double hinge	5/8" Seat Pad	303DU	□□□	□□□	□□□□□	11.0#	
	• Seam-welded tubular steel frame							
	• Heavy-duty steel seat and backrest							
	• 2 "double riveted" crossbraces, front and rear							
300U	• Polyfoam seat pad							
	• 3" frame strengtheners (A KI exclusive)							
	• Wallsaver design							
	Upholstered Seat and Back	1" Seat Pad	304DS	□□□	□□□	□□□□□	12.0#	
	• Double hinge	5/8" Seat Pad	304DU	□□□	□□□	□□□□□	12.0#	
	• Seam-welded tubular steel frame							
	• Heavy-duty steel seat and backrest							
	• 2 "double riveted" crossbraces, front and rear							
300U	• Polyfoam seat pad and backrest							
	• 1/2" polyfoam backrest pad							
	• 3" frame strengtheners (A KI exclusive)							
	• Wallsaver design							
			A	B	C	D	E	

HOW TO ORDER

Indicate the following information on order form:

1. Quantity of each item.
2. Model number, including options. See "How To Build a Model Number".
3. Any special service required.

Note: • The □ indicates that a choice is required.

- The absence of the □ indicates that no choice is required.
- Alpha-numeric characters in place of □ indicate that no other alternatives are available.

HOW TO BUILD A MODEL NUMBER

A Select basic model.

B Select frame color.
Refer to the **KI Color Addendum** or **KI Fabrics & Finishes binder**

C Select fire code.
NFR - Compliance to TB 117-2013
FR - Compliance to TB 133

See Options for TB133 upcharge.

D Select upholstery grade/color.
Refer to the **KI Color Addendum** or **KI Fabrics & Finishes binder**.

E Select feet/bumper color.
Refer to color addendum at ki.com or KI Fabrics & Finishes binder.

OPTIONS

Custom Embossed Backrest

Available on upholstered and steel backrest.
3/4" high letters. Three lines maximum.
Set-up charge \$226.
Upcharge is \$5 per chair. Contact KI to order.

California TB133 Fire Safety Code

For California Technical Bulletin 133 compliant models, add the following upcharge:
Model = 303
Added Lead Time=1 Week
Added List Price=\$8
Model = 304
Added Lead Time=1 Week
Added List Price=\$14



300 Series

Folding Chairs (Delivered Pricing)

Delivered Pricing Unupholstered	Delivered Pricing Fabric Grade 1	Delivered Pricing Vinyl Group 1 & C.O.V.
\$ 61		
N/A	\$ 91	\$ 91
N/A	86	86
N/A	\$ 105	\$ 105
N/A	99	99

SPECIAL SERVICES

Special Carton Marking

With specially marked informationN/C




Shipping

Ships assembled, FOB Bonduel, WI 54107, freight prepaid. Freight class 85.

Specifications and prices are subject to change without prior notice.

300 Series

Folding Chairs (Freight Excluded Pricing)

			MODEL NUMBER					Approx. Packaged Weight
MODEL	Features	Basic Model	Frame Color	Fire Code	Upholstery Color	Feet/Bumper Color		
	Steel Seat	Unupholstered	301D	□□□			□□□	10.0#
	• Double hinge							
	• Seam-welded tubular steel frame							
	• Heavy-duty steel seat and backrest							
	• 2 "double riveted" crossbraces, front and rear							
	Upholstered Seat	1" Seat Pad	303DS	□□□	□□□	□□□□□	□□□	11.0#
	• Double hinge	5/8" Seat Pad	303DU	□□□	□□□	□□□□□	□□□	11.0#
	• Seam-welded tubular steel frame							
	• Heavy-duty steel seat and backrest							
	• 2 "double riveted" crossbraces, front and rear							
	Upholstered Seat and Back	1" Seat Pad	304DS	□□□	□□□	□□□□□	□□□	12.0#
	• Double hinge	5/8" Seat Pad	304DU	□□□	□□□	□□□□□	□□□	12.0#
	• Seam-welded tubular steel frame							
	• Heavy-duty steel seat and backrest							
	• 2 "double riveted" crossbraces, front and rear							

HOW TO ORDER

Indicate the following information on order form:

1. Quantity of each item.
2. Model number, including options. See "How To Build a Model Number".
3. Any special service required.

Note:

- The □ indicates that a choice is required.
- The absence of the □ indicates that no choice is required.
- Alpha-numeric characters in place of □ indicate that no other alternatives are available.

HOW TO BUILD A MODEL NUMBER

- A** Select basic model.
- B** Select frame color.
Refer to the **KI Color Addendum** or **KI Fabrics & Finishes binder**
- C** Select fire code.
NFR - Compliance to TB 117-2013
FR - Compliance to TB 133

See Options for TB133 upcharge.
- D** Select upholstery grade/color.
Refer to the **KI Color Addendum** or **KI Fabrics & Finishes binder**.
- E** Select feet/bumper color.
Refer to color addendum at ki.com or KI Fabrics & Finishes binder.

OPTIONS

Custom Embossed Backrest
Available on upholstered and steel backrest. 3/4" high letters. Three lines maximum. Set-up charge \$226. Upcharge is \$5 per chair. Contact KI to order.

California TB133 Fire Safety Code
For California Technical Bulletin 133 compliant models, add the following upcharge:
Model = 303
Added Lead Time=1 Week
Added List Price=\$8
Model = 304
Added Lead Time=1 Week
Added List Price=\$14




Folding Chairs (Freight Excluded Pricing)

N/A	\$ 90	\$ 90
N/A	86	86

Specifications and prices are subject to change without prior notice.

700 Series®

Folding Chairs (Delivered Pricing)

	MODEL	Features	MODEL NUMBER					Approx. Packaged Weight
			Basic Model	Frame Color	TB133	Upholstery Color	Feet/Bumper Color	
	Steel Seat <ul style="list-style-type: none">• Double hinge• Seam-welded tubular steel frame• Heavy-duty steel seat and backrest• 3 welded crossbraces• 3" frame strengtheners (A KI exclusive)• Wallsaver design	Unupholstered	701D	□□□			□□□	11.0#
7C								
	Upholstered Seat <ul style="list-style-type: none">• Double hinge• Seam-welded tubular steel frame• Heavy-duty steel seat and backrest• 3 welded crossbraces• Polyfoam seat pad• 3" frame strengtheners (A KI exclusive)• Wallsaver design	1" Seat Pad	703DS	□□□	□□□	□□□□	□□□	12.0#
		5/8" Seat Pad	703DU	□□□	□□□	□□□□	□□□	12.0#
7UC								
	Upholstered Seat and Back <ul style="list-style-type: none">• Double hinge• Seam-welded tubular steel frame• Heavy-duty steel seat and backrest• 3 welded crossbraces• Polyfoam seat and backrest pad• 1/2" polyfoam backrest pad• 3" frame strengtheners (A KI exclusive)• Wallsaver	1" Seat Pad	704DS	□□□	□□□	□□□□	□□□	13.0#
		5/8" Seat Pad	704DU	□□□	□□□	□□□□	□□□	13.0#
7UC								
			A	B	C	D	E	

HOW TO ORDER

Indicate the following information on order form:

1. Quantity of each item.
2. Model number, including options. See "How To Build a Model Number".
3. Any special service required.

Note: • The □ indicates that a choice is required.

- The absence of the □ indicates that no choice is required.
- Alpha-numeric characters in place of □ indicate that no other alternatives are available.

HOW TO BUILD A MODEL NUMBER

A Select basic model.

B Select frame color.
Refer to the **KI Color Addendum** or **KI Fabrics & Finishes binder**

C Select fire code.
NFR - Compliance to TB 117-2013
FR - Compliance to TB 133

See Options for TB133 upcharge.

D Select upholstery grade/color.
Refer to the **KI Color Addendum** or **KI Fabrics & Finishes binder**.

E Select feet/bumper color.
Refer to color addendum at ki.com or KI Fabrics & Finishes binder.

OPTIONS

Custom Embossed Backrest

Available on upholstered and steel backrest. 3/4" high letters. Three lines maximum. Set-up charge \$226. Upcharge is \$5 per chair. Contact KI to order.

California TB133 Fire Safety Code

For California Technical Bulletin 133 compliant models, add the following upcharge:
Model = 703
Added Lead Time=1 Week
Added List Price=\$8
Model = 704
Added Lead Time=1 Week
Added List Price=\$14

Folding Chairs (Delivered Pricing)

N/A	\$ 102	\$ 102
N/A	97	97

Special Carton Marking




Shipping

Ships **assembled, FOB Bonduel, WI 54107, freight prepaid.** Freight class 85.

Specifications and prices are subject to change without prior notice.

700 Series®

Folding Chairs (Freight Excluded Pricing)

			MODEL NUMBER					Approx. Packaged Weight
MODEL	Features	Basic Model	Frame Color	TB133	Upholstery Color	Feet/Bumper Color		
	Steel Seat	Unupholstered	701D	□□□			□□□	11.0#
	• Double hinge							
	• Seam-welded tubular steel frame							
	• Heavy-duty steel seat and backrest							
	• 3 welded crossbraces							
7C	• 3" frame strengtheners (A KI exclusive)							
	• Wallsaver design							
	Upholstered Seat	1" Seat Pad	703DS	□□□	□□□	□□□□	□□□	12.0#
	• Double hinge	5/8" Seat Pad	703DU	□□□	□□□	□□□□	□□□	12.0#
	• Seam-welded tubular steel frame							
	• Heavy-duty steel seat and backrest							
	• 3 welded crossbraces							
7UC	• Polyfoam seat pad							
	• 3" frame strengtheners (A KI exclusive)							
	• Wallsaver design							
	Upholstered Seat and Back	1" Seat Pad	704DS	□□□	□□□	□□□□	□□□	13.0#
	• Double hinge	5/8" Seat Pad	704DU	□□□	□□□	□□□□	□□□	13.0#
	• Seam-welded tubular steel frame							
	• Heavy-duty steel seat and backrest							
	• 3 welded crossbraces							
7UC	• Polyfoam seat and backrest pad							
	• 1/2" polyfoam backrest pad							
	• 3" frame strengtheners (A KI exclusive)							
	• Wallsaver							
			A	B	C	D	E	

HOW TO ORDER

Indicate the following information on order form:

- Quantity of each item.
- Model number, including options. See "How To Build a Model Number".
- Any special service required.

Note: • The □ indicates that a choice is required.

- The absence of the □ indicates that no choice is required.
- Alpha-numeric characters in place of □ indicate that no other alternatives are available.

HOW TO BUILD A MODEL NUMBER

A Select basic model.

B Select frame color.
Refer to the **KI Color Addendum** or **KI Fabrics & Finishes binder**

C Select fire code.
NFR - Compliance to TB 117-2013
FR - Compliance to TB 133

See Options for TB133 upcharge.

D Select upholstery grade/color.
Refer to the **KI Color Addendum** or **KI Fabrics & Finishes binder**.

E Select feet/bumper color.
Refer to color addendum at ki.com or KI Fabrics & Finishes binder.

OPTIONS

Custom Embossed Backrest

Available on upholstered and steel backrest.
3/4" high letters. Three lines maximum.
Set-up charge \$226
Upcharge is \$5 per chair. Contact KI to order.

California TB133 Fire Safety Code

For California Technical Bulletin 133 compliant models, add the following upcharge:
Model = 703
Added Lead Time=1 Week
Added List Price=\$8
Model = 704
Added Lead Time=1 Week
Added List Price=\$14

N/A	\$ 88	\$ 88
N/A	84	84


Special Carton Marking

Shipping

Specifications and prices are subject to change without prior notice.

700 Series®

Folding Chairs (Delivered Pricing)

	Features	MODEL NUMBER						Approx. Packaged Weight
		Basic Model	Frame Color	TB133	Upholstery Color	Tablet Arm Color	Feet/Bumper Color	
	Steel Seat, Left Hand	701DFTAL	□□□			□□□	□□□	19.0#
	Steel Seat, Right Hand	701DFTAR	□□□			□□□	□□□	19.0#
	Seat Pad, Steel Back, Left Hand	703DFTAL/U	□□□	□□□	□□□□	□□□	□□□	20.0#
	Seat Pad, Steel Back, Right Hand	703DFTAR/U	□□□	□□□	□□□□	□□□	□□□	20.0#
	Seat Pad, Padded Back, Left Hand	704DFTAL/U	□□□	□□□	□□□□	□□□	□□□	20.0#
	Seat Pad, Padded Back, Right Hand	704DFTAR/U	□□□	□□□	□□□□	□□□	□□□	20.0#
7TA								
7TAU								
Miracle Fold Tablet Arm								
• Double hinge								
• Seam-welded tubular steel frame								
• Heavy-duty steel seat and backrest								
• 3 welded crossbraces, front and rear								
• 3" frame strengtheners (A KI exclusive)								
• Wallsaver design								
• Left hand version available								
• Tablet arm folds independently of chair								
			A	B	C	D	E	F

HOW TO ORDER

Indicate the following information on order form:

- Quantity of each item.
- Model number, including options. See "How To Build a Model Number".
- Any special service required.

Note:

- The □ indicates that a choice is required.
- The absence of the □ indicates that no choice is required.
- Alpha-numeric characters in place of □ indicate that no other alternatives are available.

HOW TO BUILD A MODEL NUMBER

- A** Select basic model.
- B** Select frame color.
Refer to the **KI Color Addendum** or **KI Fabrics & Finishes binder**
- C** Select fire code.
NFR - Compliance to TB 117-2013
FR - Compliance to TB 133

See Options for TB133 upcharge.
- D** Select upholstery grade/color.
Refer to the **KI Color Addendum** or **KI Fabrics & Finishes binder**.
- E** Select tablet arm color.
Refer to the **KI Color Addendum** or **KI Fabrics & Finishes binder**.
- F** Select feet/bumper color.
Refer to color addendum at ki.com or KI Fabrics & Finishes binder.

OPTIONS

Custom Embossed Backrest
Available on upholstered and steel backrest. 3/4" high letters. Three lines maximum. Set-up charge \$226. Upcharge is \$5 per chair. Contact KI to order.

California TB133 Fire Safety Code
For California Technical Bulletin 133 compliant models, add the following upcharge:
Model = 703
Added Lead Time=1 Week
Added List Price=\$8
Model = 704
Added Lead Time=1 Week
Added List Price=\$14



700 Series[®]
Folding Chairs (Delivered Pricing)

Delivered Pricing Unupholstered		Delivered Pricing Fabric Grade 1	Delivered Pricing Vinyl Group 1 & C.O.V.
\$	236		
	236		
	N/A	254	254
	N/A	254	254
	N/A	264	264
	N/A	264	264

SPECIAL SERVICES

Special Carton Marking

With specially marked information N/C


Shipping

Ships **assembled, FOB Bonduel, WI 54107, freight prepaid.** Freight class 85.

Specifications and prices are subject to change without prior notice.

700 Series®

Folding Chairs (Freight Excluded Pricing)

	Features	MODEL NUMBER						Approx. Packaged Weight
		Basic Model	Frame Color	Fire Code	Upholstery Color	Tablet Arm Color	Feet/Bumper Color	
	Steel Seat, Left Hand	701DFTAL	□□□			□□□	□□□	19.0#
	Steel Seat, Right Hand	701DFTAR	□□□			□□□	□□□	19.0#
	Seat Pad, Steel Back, Left Hand	703DFTAL/U	□□□	□□□	□□□□	□□□	□□□	20.0#
	Seat Pad, Steel Back, Right Hand	703DFTAR/U	□□□	□□□	□□□□	□□□	□□□	20.0#
	Seat Pad, Padded Back, Left Hand	704DFTAL/U	□□□	□□□	□□□□	□□□	□□□	20.0#
	Seat Pad, Padded Back, Right Hand	704DFTAR/U	□□□	□□□	□□□□	□□□	□□□	20.0#
7TA								
7TAU								
Miracle Fold Tablet Arm								
• Double hinge								
• Seam-welded tubular steel frame								
• Heavy-duty steel seat and backrest								
• 3 welded crossbraces, front and rear								
• 3" frame strengtheners (A KI exclusive)								
• Wallsaver design								
• Left hand version available								
• Tablet arm folds independently of chair								
			A	B	C	D	E	F

HOW TO ORDER

Indicate the following information on order form:

1. Quantity of each item.
2. Model number, including options. See "How To Build a Model Number".
3. Any special service required.

Note:

- The □ indicates that a choice is required.
- The absence of the □ indicates that no choice is required.
- Alpha-numeric characters in place of □ indicate that no other alternatives are available.

HOW TO BUILD A MODEL NUMBER

- A** Select basic model.
- B** Select frame color.
Refer to the **KI Color Addendum** or **KI Fabrics & Finishes binder**
- C** Select fire code.
NFR - Compliance to TB 117-2013
FR - Compliance to TB 133

See Options for TB133 upcharge.
- D** Select upholstery grade/color.
Refer to the **KI Color Addendum** or **KI Fabrics & Finishes binder**.
- E** Select tablet arm color.
Refer to the **KI Color Addendum** or **KI Fabrics & Finishes binder**.
- F** Select feet/bumper color.
Refer to color addendum at ki.com or KI Fabrics & Finishes binder.

OPTIONS

Custom Embossed Backrest
Available on upholstered and steel backrest.
3/4" high letters. Three lines maximum.
Set-up charge \$226
Upcharge is \$5 per chair. Contact KI to order.

California TB133 Fire Safety Code
For California Technical Bulletin 133 compliant models, add the following upcharge:
Model = 703
Added Lead Time=1 Week
Added List Price=\$8
Model = 704
Added Lead Time=1 Week
Added List Price=\$14



700 Series[®]

Folding Chairs (Freight Excluded Pricing)

Freight Excluded Pricing Unupholstered	Freight Excluded Pricing Fabric Grade 1	Freight Excluded Pricing Vinyl Group 1 & C.O.V.
\$ 204		
204		
N/A	225	225
N/A	225	225
N/A	235	235
N/A	235	235

SPECIAL SERVICES

Special Carton Marking

With specially marked information N/C

Shipping

Ships **assembled, FOB Bonduel, WI 54107, freight excluded.** Freight class 85.

Specifications and prices are subject to change without prior notice.

Auditorium, Design Line Folding Chairs

General Information



Auditorium Upholstered Seat and Back (731)

Auditorium Upholstered Seat and Back (734)

Features		
Interlocking ganging mechanism	•	
Tubular steel frame	•	•
Steel rod "K" brace on front leg frame	•	
Reinforced steel insert tubes on front legs	•	•
Two rear crossbraces	•	•
2-1/2" seat cushion	•	•
1/2" back cushion	•	
5/8" back cushion		•
General Dimensions		
Seat height	18-1/2"	17-1/2"
Overall width - armless	19"	18-1/4"
Overall height - open	31-7/8"	31-1/2"
Overall height - closed	40-3/4"	
Folded depth	5"	

SPECIFICATIONS

Auditorium 731 Series Frames
Electrically welded 19-gauge x 7/8" o.d. tubular steel. Front legs reinforced with two tubular steel inserts. U-shaped front leg crossbrace. Steel rod "K" brace welded between front leg frame and "U" brace for added strength. Two 19-gauge x 5/8" cross-braces welded to rear legs.

Auditorium 731 Series Uph. Backrests
1/2" polyfoam attached with screws to 3/16" molded backboard. Steel back panel is welded to frame. Replaceable upholstery.

Auditorium 731 Upholstered Seats
18-gauge x 7/8" tubular steel seat frame with 8" x 3/4" x 18-gauge steel tubes inserted for added strength. 2-1/2" polyfoam attached with screws to 5/8" Novoply™ seat base. Replaceable upholstery. Rectangular numbering plate attached to underside of seat.

Auditorium 731 Series Rubber Feet
Non-marring, heavy-duty rubber feet. Rotatable to compensate for wear.

Auditorium 731 Series Interlocking Ganging Bracket
Heavy-duty steel. Female interlocks with keyhole slots welded to leg. Male shoulder studs riveted to main chair frame and interlock with female interlocks. Each chair provided with two male interlocks and one female interlock.

Auditorium 731 Series Frame Finish
Baked-on, electrostatically-applied epoxy powder coating.

Auditorium 734 Frame
Legs are 19-gauge electrically seam-welded 7/8" o.d. steel tubing. Front legs reinforced with 18-gauge, 3/4" o.d. steel tubing inserts (tube-within-a-tube construction). Frame reinforced at pivot points with frame strengtheners. Two rear and one front crossbrace of 19-gauge, 5/8" o.d. steel tubing welded

to legs. Steel pivots on 1/4" tempered steel rivets at front and 3/16" rivets at rear legs.

Auditorium 734 Backrest
8-1/2" deep, pitched for proper posture support. Panel is curved 24-gauge cold-rolled steel with fully curled edges and spot-welded to frame. Replaceable backrest panel is of 5/8" polyfoam on a 1/4" pre-formed backboard, secured to the backrest with screws.

Auditorium 734 Seat
18-gauge electrically seam-welded 7/8" square steel tubing at front and sides, reinforced by 18-gauge, 3.4" o.d. tubular steel insert (tube-within-a-tube construction). Back of seat has 18-gauge formed steel angle support. 2-1/2" polyfoam bonded to 5/8" Novoply™ base. Replaceable seat cushions fasten to frame with screws.

Auditorium 734 Feet
Replaceable non-marring linear poly.

Auditorium 734 Folding Arms
Steel frame with a padded and upholstered cushion. Laminated steel frame hinge with 16-gauge, 1/2" o.d. tubular steel arm support.

Auditorium 734 Frame Finish
Baked-on, electrostatically-applied epoxy powder coating.

Design Line 1100 Series Frames
Legs of electrically seam-welded 19-gauge, 7/8" o.d. steel tubing. Front legs reinforced at pivot points with frame strengtheners. Two leg braces of 19-gauge, 5/8" o.d. steel tubing.

Design Line Steel Backrests
8-1/2" deep, curved 24-gauge cold-rolled steel. Fully curled edges add to backrest rigidity. Backrest pitch enhances proper posture.

Design Line Upholstered Backrests
Replaceable backrest panel of 5/8" polyfoam



Auditorium, Design Line Folding Chairs

General Information



Design Line (1104)

Features

Seam-welded tubular steel frame	•
Polyfoam seat pad	•
Polyfoam backrest pad	•
Molded foam seat cushion	
3 welded crossbraces	
2 welded crossbraces	•
3" frame strengtheners (a KI exclusive)	•
Ganging option	•

General Dimensions

Seat height	17-1/2"
Overall width	18-1/4"
Overall depth	19-3/4"
Overall height	30-1/4"

glued to linerboard. Attached to backrest by screws.

Design Line Upholstered Seats

20-gauge recessed steel seat pan, 1-1/2" polyfoam stapled to liner panel. Replaceable, attached by mechanical fasteners.

Design Line Feet

Replaceable non-marring, high-impact polypropylene.

Design Line Frame Finish

Baked-on, electrostatically applied-epoxy powder coating.

Send C.O.M. marked with your name and P.O. number to:

KI
204 West South Street
Bonduel, WI 54107

Fabric Disclaimer

Fabric will be applied as swatched by the fabric manufacturer. Fabric that is required to be applied differently than is swatched will need a Special Cost Request written specifying the direction the fabric is to be applied. The posted standard lead time will apply to the Special Cost Request.

INFORMATION

Warranty

Refer to KI Terms & Conditions document or visit ki.com




INFORMATION

C.O.M. Testing & Production Requirements

KI reserves the right to reject unsuitable material. Orders will not be accepted without prior material approval. Send 1 yard of customer's own material for testing. A 1" square sample swatch for identification must accompany original orders.

Auditorium

Folding Chairs (Delivered Pricing)

			MODEL NUMBER					
			Basic Model	Frame Color	TB133	Upholstery Color	Feet/Bumper Color	
	731 Auditorium Folding Chair	2-1/2" Seat Pad, 1/2" Back Pad	731	<input type="checkbox"/> <input type="checkbox"/> <input type="checkbox"/>	<input type="checkbox"/> <input type="checkbox"/> <input type="checkbox"/>	<input type="checkbox"/> <input type="checkbox"/> <input type="checkbox"/> <input type="checkbox"/> <input type="checkbox"/>	<input type="checkbox"/> <input type="checkbox"/> <input type="checkbox"/>	
	<ul style="list-style-type: none">Welded tubular steel framePolyfoam seat and backrest1/2" polyfoam back; 2-1/2" polyfoam seatInterlocking gangingIndependent seat riseDouble rear crossbraces							
INDF								
	734 Upholstered Chair	Nonganging	734	<input type="checkbox"/> <input type="checkbox"/> <input type="checkbox"/>	<input type="checkbox"/> <input type="checkbox"/> <input type="checkbox"/>	<input type="checkbox"/> <input type="checkbox"/> <input type="checkbox"/> <input type="checkbox"/> <input type="checkbox"/>	<input type="checkbox"/> <input type="checkbox"/> <input type="checkbox"/>	
	<ul style="list-style-type: none">Heavy-duty tube-within-a-tube seam-welded steel seat frame and front leg construction2-1/2" foam cushioned seat5/8" foam cushioned backrest3 welded crossbraces3" frame strengthener (A KI exclusive)	Steel Leg Cap	734SC	<input type="checkbox"/> <input type="checkbox"/> <input type="checkbox"/>	<input type="checkbox"/> <input type="checkbox"/> <input type="checkbox"/>	<input type="checkbox"/> <input type="checkbox"/> <input type="checkbox"/> <input type="checkbox"/> <input type="checkbox"/>	<input type="checkbox"/> <input type="checkbox"/> <input type="checkbox"/>	
INDF								
	734 Upholstered Armchair	Nonganging	734FM	<input type="checkbox"/> <input type="checkbox"/> <input type="checkbox"/>	<input type="checkbox"/> <input type="checkbox"/> <input type="checkbox"/>	<input type="checkbox"/> <input type="checkbox"/> <input type="checkbox"/> <input type="checkbox"/> <input type="checkbox"/>	<input type="checkbox"/> <input type="checkbox"/> <input type="checkbox"/>	
	<ul style="list-style-type: none">Heavy-duty tube-within-a-tube seam-welded steel seat frame and front leg construction2-1/2" foam cushioned seat5/8" foam cushioned backrest3 welded crossbracesArms fold with chair3" frame strengthener (A KI exclusive)							
INDF								
			A	B	C	D	E	

HOW TO ORDER

Indicate the following information on order form:

- Quantity of each item.
- Model number, including options. See "How To Build a Model Number".
- Any special service required.

Note:

- The ☐ indicates that a choice is required.
- The absence of the ☐ indicates that no choice is required.
- Alpha-numeric characters in place of ☐ indicate that no other alternatives are available.

HOW TO BUILD A MODEL NUMBER

- A** Select basic model.
- B** Select frame color.
Refer to the **KI Color Addendum** or **KI Fabrics & Finishes binder**.
- C** Select fire code.
NFR - Compliance to TB 117-2013
FR - Compliance to TB 133
- D** Select upholstery grade/color.
Refer to the **KI Color Addendum** or **KI Fabrics & Finishes binder**.
- E** Select feet/bumper color.
Refer to color addendum at ki.com or KI Fabrics & Finishes binder.

OPTIONS

California TB133 Fire Safety Code
For California Technical Bulletin 133 compliant models, add the following upcharge:
Model = 731
Added Lead Time=1 Week
Added List Price=\$32
Model = 734
Added Lead Time=1 Week
Added List Price=\$33

Carton Option
Cartoned two per carton (2P).



Auditorium

Folding Chairs (Delivered Pricing)

Approx. Packaged Weight	Delivered Pricing Fabric Grade 1 & C.O.M.	Delivered Pricing Fabric Grade 2	Delivered Pricing Vinyl Group 1 & C.O.V.	Delivered Pricing Vinyl Group 2
21.0#	\$ 279	\$ 306	\$ 279	\$ 321
19.0#	\$ 247	\$ 273	\$ 247	\$ 287
19.0#	257	285	257	300
23.0#	\$ 365	\$ 402	\$ 365	\$ 422

UPHOLSTERY INFORMATION

C.O.M. Upholstery

C.O.M. requirement for 5 chairs or more is .5 yard per chair of 54" wide nondirectional fabric. For orders of 4 or less chairs and for complete information on ordering C.O.M. see "Ordering C.O.M., C.O.V. and C.O.L." section.

SPECIAL SERVICES

Special Carton Marking

With specially marked information N/C




Shipping

Ships **assembled, FOB Bonduel, WI 54107, freight prepaid.** Freight class 85.

Specifications and prices are subject to change without prior notice.

Auditorium

Folding Chairs (Freight Excluded Pricing)

			MODEL NUMBER					
			Basic Model	Frame Color	TB133	Upholstery Color	Feet/Bumper Color	
	731 Auditorium Folding Chair <ul style="list-style-type: none">Welded tubular steel framePolyfoam seat and backrest1/2" polyfoam back; 2-1/2" polyfoam seatInterlocking gangingIndependent seat riseDouble rear crossbraces	2-1/2" Seat Pad, 1/2" Back Pad	731	<input type="checkbox"/> <input type="checkbox"/> <input type="checkbox"/>	<input type="checkbox"/> <input type="checkbox"/> <input type="checkbox"/>	<input type="checkbox"/> <input type="checkbox"/> <input type="checkbox"/> <input type="checkbox"/> <input type="checkbox"/>	<input type="checkbox"/> <input type="checkbox"/> <input type="checkbox"/>	
INDF								
	734 Upholstered Chair <ul style="list-style-type: none">Heavy-duty tube-within-a-tube seam-welded steel seat frame and front leg construction2-1/2" foam cushioned seat5/8" foam cushioned backrest3 welded crossbraces3" frame strengthener (A KI exclusive)	Nonganging Steel Leg Cap	734 734SC	<input type="checkbox"/> <input type="checkbox"/> <input type="checkbox"/> <input type="checkbox"/> <input type="checkbox"/> <input type="checkbox"/>	<input type="checkbox"/> <input type="checkbox"/> <input type="checkbox"/> <input type="checkbox"/> <input type="checkbox"/> <input type="checkbox"/>	<input type="checkbox"/> <input type="checkbox"/> <input type="checkbox"/> <input type="checkbox"/> <input type="checkbox"/> <input type="checkbox"/> <input type="checkbox"/> <input type="checkbox"/> <input type="checkbox"/> <input type="checkbox"/>	<input type="checkbox"/> <input type="checkbox"/> <input type="checkbox"/> <input type="checkbox"/> <input type="checkbox"/> <input type="checkbox"/>	
INDF								
	734 Upholstered Armchair <ul style="list-style-type: none">Heavy-duty tube-within-a-tube seam-welded steel seat frame and front leg construction2-1/2" foam cushioned seat5/8" foam cushioned backrest3 welded crossbracesArms fold with chair3" frame strengthener (A KI exclusive)	Nonganging	734FM	<input type="checkbox"/> <input type="checkbox"/> <input type="checkbox"/>	<input type="checkbox"/> <input type="checkbox"/> <input type="checkbox"/>	<input type="checkbox"/> <input type="checkbox"/> <input type="checkbox"/> <input type="checkbox"/> <input type="checkbox"/>	<input type="checkbox"/> <input type="checkbox"/> <input type="checkbox"/>	
INDF								
			A	B	C	D	E	

HOW TO ORDER

Indicate the following information on order form:

- Quantity of each item.
- Model number, including options. See "How To Build a Model Number".
- Any special service required.

Note: • The ☐ indicates that a choice is required.

- The absence of the ☐ indicates that no choice is required.
- Alpha-numeric characters in place of ☐ indicate that no other alternatives are available.

HOW TO BUILD A MODEL NUMBER

- A** Select basic model.
- B** Select frame color.
Refer to the **KI Color Addendum** or **KI Fabrics & Finishes binder**
- C** Select fire code.
NFR - Compliance to TB 117-2013
FR - Compliance to TB 133
- D** Select upholstery grade/color.
Refer to the **KI Color Addendum** or **KI Fabrics & Finishes binder**.
- E** Select feet/bumper color.
Refer to color addendum at ki.com or KI Fabrics & Finishes binder.

OPTIONS

California TB133 Fire Safety Code
For California Technical Bulletin 133 compliant models, add the following upcharge:
Model = 731
Added Lead Time=1 Week
Added List Price=\$32
Model = 734
Added Lead Time=1 Week
Added List Price=\$33

Carton Option
Cartoned two per carton (2P).

Folding Chairs (Freight Excluded Pricing)

UPHOLSTERY INFORMATION

C.O.M. requirement for 5 chairs or more is .5 yard per chair of 54" wide nondirectional fabric. For orders of 4 or less chairs and for complete information on ordering C.O.M. see "Ordering C.O.M., C.O.V. and C.O.L." section.



Special Carton Marking

Shipping

Specifications and prices are subject to change without prior notice.

Design Line

Folding Chairs (Delivered Pricing)

			MODEL NUMBER					Approx. Packaged Weight
			Basic Model	Frame Color	TB133	Upholstery Color	Feet/Bumper Color	
	MODEL Upholstered Seat <ul style="list-style-type: none">Seam-welded tubular steel frameHeavy-gauge steel seat and backrestTubular steel, front and rear crossbracesUpholstered seatWallsaver design3" frame strengthener (A KI exclusive)	Features Upholstered Seat	1103	<input type="checkbox"/> <input type="checkbox"/> <input type="checkbox"/>	<input type="checkbox"/> <input type="checkbox"/> <input type="checkbox"/>	<input type="checkbox"/> <input type="checkbox"/> <input type="checkbox"/> <input type="checkbox"/> <input type="checkbox"/> <input type="checkbox"/>	<input type="checkbox"/> <input type="checkbox"/> <input type="checkbox"/>	11.0#
11U								
	MODEL Upholstered Seat and Back <ul style="list-style-type: none">Seam-welded tubular steel frameHeavy-gauge steel seat and backrestTubular steel, front and rear crossbracesUpholstered seat and backWallsaver design3" frame strengthener (A KI exclusive)	Features Upholstered Seat/Back	1104	<input type="checkbox"/> <input type="checkbox"/> <input type="checkbox"/>	<input type="checkbox"/> <input type="checkbox"/> <input type="checkbox"/>	<input type="checkbox"/> <input type="checkbox"/> <input type="checkbox"/> <input type="checkbox"/> <input type="checkbox"/> <input type="checkbox"/>	<input type="checkbox"/> <input type="checkbox"/> <input type="checkbox"/>	12.0#
11U								
			A	B	C	D	E	

HOW TO ORDER

Indicate the following information on order form:

- Quantity of each item.
- Model number, including options. See "How To Build a Model Number".
- Any special service required.

Note:

- The ☐ indicates that a choice is required.
- The absence of the ☐ indicates that no choice is required.
- Alpha-numeric characters in place of ☐ indicate that no other alternatives are available.

HOW TO BUILD A MODEL NUMBER

- A** Select basic model.
- B** Select frame color.
Refer to the **KI Color Addendum** or **KI Fabrics & Finishes binder**.
- C** Select fire code.
NFR - Compliance to TB 117-2013
FR - Compliance to TB 133
- D** Select upholstery grade/color.
Refer to the **KI Color Addendum** or **KI Fabrics & Finishes binder**.
- E** Select feet/bumper color.
Refer to color addendum at ki.com or KI Fabrics & Finishes binder.

OPTIONS

California TB133 Fire Safety Code
For California Technical Bulletin 133 compliant models, add the following upcharge:

Model = 1103
Added Lead Time-1 Week
Added List Price=\$12

Model = 1104
Added Lead Time-1 Week
Added List Price=\$17



Delivered Pricing Fabric Grade 1		Delivered Pricing Vinyl Group 1 & C.O.V.	
\$	85	\$	85
\$	108	\$	108

SPECIAL SERVICES

Special Carton Marking



With specially marked information N/C

Shipping
Ships **assembled, FOB Bonduel, WI 54107, freight prepaid.** Freight class 85.

Specifications and prices are subject to change without prior notice.

Design Line

Folding Chairs (Freight Excluded Pricing)

			MODEL NUMBER					Approx. Packaged Weight
			Basic Model	Frame Color	TB133	Upholstery Color	Feet/Bumper Color	
	MODEL	Features						
	Upholstered Seat <ul style="list-style-type: none">Seam-welded tubular steel frameHeavy-gauge steel seat and backrestTubular steel, front and rear crossbracesUpholstered seatWallsaver design3" frame strengthener (A KI exclusive)	Upholstered Seat	1103	<input type="checkbox"/> <input type="checkbox"/> <input type="checkbox"/>	<input type="checkbox"/> <input type="checkbox"/> <input type="checkbox"/>	<input type="checkbox"/> <input type="checkbox"/> <input type="checkbox"/> <input type="checkbox"/> <input type="checkbox"/> <input type="checkbox"/>	<input type="checkbox"/> <input type="checkbox"/> <input type="checkbox"/>	11.0#
11U								
	Upholstered Seat and Back <ul style="list-style-type: none">Seam-welded tubular steel frameHeavy-gauge steel seat and backrestTubular steel, front and rear crossbracesUpholstered seat and backWallsaver design3" frame strengthener (A KI exclusive)	Upholstered Seat/Back	1104	<input type="checkbox"/> <input type="checkbox"/> <input type="checkbox"/>	<input type="checkbox"/> <input type="checkbox"/> <input type="checkbox"/>	<input type="checkbox"/> <input type="checkbox"/> <input type="checkbox"/> <input type="checkbox"/> <input type="checkbox"/> <input type="checkbox"/>	<input type="checkbox"/> <input type="checkbox"/> <input type="checkbox"/>	12.0#
11U								
			A	B	C	D	E	

HOW TO ORDER

Indicate the following information on order form:

- Quantity of each item.
- Model number, including options. See "How To Build a Model Number".
- Any special service required.

- Note:
- The ☐ indicates that a choice is required.
 - The absence of the ☐ indicates that no choice is required.
 - Alpha-numeric characters in place of ☐ indicate that no other alternatives are available.

HOW TO BUILD A MODEL NUMBER

- A** Select basic model.
- B** Select frame color.
Refer to the **KI Color Addendum** or **KI Fabrics & Finishes binder**.
- C** Select fire code.
NFR - Compliance to TB 117-2013
FR - Compliance to TB 133
- D** Select upholstery grade/color.
Refer to the **KI Color Addendum** or **KI Fabrics & Finishes binder**.
- E** Select feet/bumper color.
Refer to color addendum at ki.com or KI Fabrics & Finishes binder.

OPTIONS

California TB133 Fire Safety Code
For California Technical Bulletin 133 compliant models, add the following upcharge:
Model = 1103
Added Lead Time-1 Week
Added List Price=\$12
Model = 1104
Added Lead Time-1 Week
Added List Price=\$17



Design Line
Folding Chairs (Freight Excluded Pricing)

Freight Excluded Pricing Fabric Grade 1	Freight Excluded Pricing Vinyl Group 1 & C.O.V.
\$ 69	\$ 69
\$ 92	\$ 92

SPECIAL SERVICES

Special Carton Marking

With specially marked information N/C

Shipping

Ships **assembled, FOB Bonduel, WI 54107, freight excluded.** Freight class 85.

Specifications and prices are subject to change without prior notice.

Front Row Seats®

General Information



Front Row Seats® 734 Upholstered (FRS734)



Front Row Seats® 704 Upholstered Seat/Back (FRS704D/U)

Features

Seam-welded tubular steel frame	•	•
Steel Seat	•	•
Steel backrest	•	•
Polyfoam seat pad	•	•
Polyfoam backrest pad	•	•
Welded crossbraces	•	•
Wallsaver design	•	•
3" frame strengtheners (a KI exclusive)	•	•
Tube-witin-a-tube construction	•	

General Dimensions

Seat height	17-1/2"	17-1/2"
Ganging on center	18-1/2"	18-1/2"
Overall width	18"	18-1/4"
Overall depth	20-1/2"	19-1/2"
Overall height	31-1/2"	30-1/4"

SPECIFICATIONS

Front Row Seats® 734 Frame

Legs 19-gauge electrically seam-welded 7/8" o.d. steel tubing. Frame reinforced at pivot points with frame strengtheners. Two rear and one front crossbrace of 19-gauge, 5/8" o.d. steel tubing welded to legs. Seat pivots on 1/4" tempered steel rivets at front and 3/16" rivets at rear legs.

Front Row Seats® 734 Backrests

8-1/2" deep, pitched for proper posture support. Panel is curved 24-gauge cold-rolled steel with fully curled edges and spot-welded to frame. Replaceable backrest panel is of 5/8" polyfoam on a 1/4" preformed backboard, secured to the backrest with screws.

Front Row Seats® 734 Seat

18-gauge electrically seam-welded 7/8" square steel tubing at front and sides, reinforced by 18-gauge, 3/4" o.d. tubular steel insert (tube-within-a-tube construction).

Back of seat has 18-gauge formed steel angle support. 2" polyfoam bonded to 5/8" Novoply™ base. Replaceable seat cushions fasten to frame with screws.

Front Row Seats® 734 Folding Arms

Steel frame with a padded and upholstered cushion. Laminated steel frame hinge with 16-gauge, 1/2" o.d. tubular steel arm support.

Front Row Seats® 704 Frames

Legs 19-gauge electrically seam-welded 7/8" o.d. tubing. Front legs reinforced at pivot points with frame strengtheners/seat spacers. Three leg braces of 19-gauge, 5/8" o.d. steel tubing.

Front Row Seats® 704 Steel Backrests

8-1/2" deep, pitched for proper posture support. Panel is curved 24-gauge cold-rolled steel with fully curled edge and spot-welded to frame.

Front Row Seats® 704 Upholstered Backrest

Replaceable backrest panel of 1/2" polyfoam stapled to linerboard base. Attached to backrest by screws.

Front Row Seats® 704U Upholstered Seats

20-gauge recessed steel seat pan. 5/8" polyfoam stapled to linerboard panel. Replaceable, attached by mechanical fasteners, upholstered in vinyl.

Front Row Seats® 704S Upholstered Seats

20-gauge recessed steel seat pan. 1" polyfoam stapled to linerboard panel. Replaceable, attached by mechanical fasteners.

Front Row Seats® Feet

Replaceable non-marring linear polypropylene.

Front Row Seats® Frame Finish

Baked-on electrostatically-applied epoxy powder coating.

INFORMATION

C.O.M. Testing and Production Requirements

KI reserves the right to reject unsuitable material. Orders will not be accepted without prior material approval. Send 1 yard of customer's own material for testing. A 1" square sample swatch for identification must accompany original orders.

Send C.O.M. marked with your name and P.O. number to:

KI
204 West South Street
Bonduel, WI 54107

Fabric Disclaimer

Fabric will be applied as swatched by the fabric manufacturer. Fabric that is required



Front Row Seats®

General Information

Silk Screening Charges	Seat or Back Only			Seat and Back		
	1-Color Logo	2-Color Logo	3-Color Logo	1-Color Logo	2-Color Logo	3-Color Logo
Silk Screen Set-up Charge	\$61	\$122	\$179	\$122	\$245	\$352
Silk Screen Application Charge (per chair)						
25-50 Chairs	7	14	22	14	31	46
51-100 Chairs	5	9	12	10	18	26
101+ Chairs	3	6	9	8	10	16
Artwork Charge (per logo)	\$179					

Reorders: No artwork charge if ordered within 1 year of initial order. All other charges apply.

Minimum order of 25 chairs.

Please complete the Front Row Seating Specification Form and Intellectual Property Authorization Form located at the front of this price list.

to be applied differently than is swatched will need a Special Cost Request written specifying the direction the fabric is to be applied. The posted standard lead time will apply to the Special Cost Request.

Licensing Requirements

The ability to manufacture and market Front Row Seats may be limited by licensing requirements. Contact KI Customer Service.



INFORMATION

Warranty

Refer to KI Terms & Conditions document or visit ki.com

Front Row Seats®

Folding Chairs (Delivered Pricing)

	Features	MODEL NUMBER								
		Basic Model	Silk Screen Placement	No. of Seat Ink Colors	No. of Back Ink Colors	Frame Color	TB133	Upholstery Color	Feet/Bumper Color	
	1" Seat Pad	FRS704D/S	<input type="checkbox"/> <input type="checkbox"/> <input type="checkbox"/> <input type="checkbox"/>	<input type="checkbox"/> <input type="checkbox"/> <input type="checkbox"/> <input type="checkbox"/> <input type="checkbox"/> <input type="checkbox"/>	<input type="checkbox"/> <input type="checkbox"/> <input type="checkbox"/> <input type="checkbox"/> <input type="checkbox"/> <input type="checkbox"/>	<input type="checkbox"/> <input type="checkbox"/>	<input type="checkbox"/> <input type="checkbox"/>	<input type="checkbox"/> <input type="checkbox"/> <input type="checkbox"/> <input type="checkbox"/>	<input type="checkbox"/> <input type="checkbox"/>	
	5/8" Seat Pad	FRS704D/U	<input type="checkbox"/> <input type="checkbox"/> <input type="checkbox"/> <input type="checkbox"/>	<input type="checkbox"/> <input type="checkbox"/> <input type="checkbox"/> <input type="checkbox"/> <input type="checkbox"/> <input type="checkbox"/>	<input type="checkbox"/> <input type="checkbox"/> <input type="checkbox"/> <input type="checkbox"/> <input type="checkbox"/> <input type="checkbox"/>	<input type="checkbox"/> <input type="checkbox"/>	<input type="checkbox"/> <input type="checkbox"/>	<input type="checkbox"/> <input type="checkbox"/> <input type="checkbox"/> <input type="checkbox"/>	<input type="checkbox"/> <input type="checkbox"/>	
FS Upholstered Seat and Back <ul style="list-style-type: none"> • Double hinged • Artwork silk screened on seat, back, or seat and back • Replaceable polyfoam seat and backrest pad • Seam-welded tubular steel frame with heavy-gauge steel backrest • Wallsaver design • 3" frame strengtheners (A KI exclusive) • 1/2" back pad 										
	Nonganging	FRS734	<input type="checkbox"/> <input type="checkbox"/> <input type="checkbox"/> <input type="checkbox"/>	<input type="checkbox"/> <input type="checkbox"/> <input type="checkbox"/> <input type="checkbox"/> <input type="checkbox"/> <input type="checkbox"/>	<input type="checkbox"/> <input type="checkbox"/> <input type="checkbox"/> <input type="checkbox"/> <input type="checkbox"/> <input type="checkbox"/>	<input type="checkbox"/> <input type="checkbox"/>	<input type="checkbox"/> <input type="checkbox"/>	<input type="checkbox"/> <input type="checkbox"/> <input type="checkbox"/> <input type="checkbox"/>	<input type="checkbox"/> <input type="checkbox"/>	
FS Upholstered Chair <ul style="list-style-type: none"> • Artwork silk-screened on seat, back, or seat and back • 2" foam cushioned seat; 5/8" cushioned backrest • Heavy-duty tube-within-a-tube seam-welded steel seat frame and front leg construction • 3 welded crossbraces • Wallsaver design 										
		A	B	C	D	E	F	G	H	

HOW TO ORDER

Indicate the following information on order form:

1. Quantity of each item.
2. Model number, including options. See "How To Build a Model Number".
3. Any special service required.

Note:

- The ☐ indicates that a choice is required.
- The absence of the ☐ indicates that no choice is required.
- Alpha-numeric characters in place of ☐ indicate that no other alternatives are available.

HOW TO BUILD A MODEL NUMBER

A Select basic model.

B Select silk screen placement.

SSS - Seat only

SSB - Back only

SSSB - Seat and back

C Select number of seat ink colors.

NSIK - No seat ink colors

1INKST - 1 seat ink color

2INKST - 2 seat ink colors

3INKST - 3 seat ink colors

D Select number of back ink colors.

NBIK - No back ink colors

1INKBK - 1 back ink color

2INKBK - 2 back ink colors

3INKBK - 3 back ink colors

E Select frame color.

Refer to the **KI Color Addendum** or **KI Fabrics & Finishes binder**

F Select fire code.

NFR - Compliance to TB 117-2013

FR - Compliance to TB 133

See Options for TB133 upcharge.

G Select upholstery grade/color.

Refer to the **KI Color Addendum** or **KI Fabrics & Finishes binder**.

H Select feet/bumper color.

Refer to color addendum at ki.com or KI Fabrics & Finishes binder.



Front Row Seats®

Folding Chairs (Delivered Pricing)

Approx. Packaged Weight	Delivered Pricing Vinyl Group 1 & C.O.V.
13.0#	\$ 102
13.0#	96
19.0#	\$ 248

OPTIONS

Special Enamel Frame

Submit paint sample to KI. Orders will not be accepted without prior suitability approval. Add upcharge to standard chair or C.O.M. price. Minimum quantities required.

California TB133 Fire Safety Code

For California Technical Bulletin 133 compliant models, add the following upcharge:

Model = FRS704

Added Lead Time-1 Week

Added List Price=\$10

Model = FRS734

Added Lead Time-1 Week

Added List Price=\$24

SPECIAL SERVICES

Special Carton Marking

With specially marked information N/C



Shipping

Ships **assembled, FOB Bonduel, WI 54107, freight prepaid.** Freight class 85.

Specifications and prices are subject to change without prior notice.

Front Row Seats®

Folding Chairs (Freight Excluded Pricing)

	Features	MODEL NUMBER								
		Basic Model	Silk Screen Placement	No. of Seat Ink Colors	No. of Back Ink Colors	Frame Color	TB133	Upholstery Color	Feet/Bumper Color	
	1" Seat Pad	FRS704D/S	<input type="checkbox"/> <input type="checkbox"/> <input type="checkbox"/> <input type="checkbox"/>	<input type="checkbox"/> <input type="checkbox"/> <input type="checkbox"/> <input type="checkbox"/> <input type="checkbox"/> <input type="checkbox"/>	<input type="checkbox"/> <input type="checkbox"/> <input type="checkbox"/> <input type="checkbox"/> <input type="checkbox"/> <input type="checkbox"/>	<input type="checkbox"/> <input type="checkbox"/>	<input type="checkbox"/> <input type="checkbox"/>	<input type="checkbox"/> <input type="checkbox"/> <input type="checkbox"/> <input type="checkbox"/>	<input type="checkbox"/> <input type="checkbox"/>	
	5/8" Seat Pad	FRS704D/U	<input type="checkbox"/> <input type="checkbox"/> <input type="checkbox"/> <input type="checkbox"/>	<input type="checkbox"/> <input type="checkbox"/> <input type="checkbox"/> <input type="checkbox"/> <input type="checkbox"/> <input type="checkbox"/>	<input type="checkbox"/> <input type="checkbox"/> <input type="checkbox"/> <input type="checkbox"/> <input type="checkbox"/> <input type="checkbox"/>	<input type="checkbox"/> <input type="checkbox"/>	<input type="checkbox"/> <input type="checkbox"/>	<input type="checkbox"/> <input type="checkbox"/> <input type="checkbox"/> <input type="checkbox"/>	<input type="checkbox"/> <input type="checkbox"/>	
	Nonganging	FRS734	<input type="checkbox"/> <input type="checkbox"/> <input type="checkbox"/> <input type="checkbox"/>	<input type="checkbox"/> <input type="checkbox"/> <input type="checkbox"/> <input type="checkbox"/> <input type="checkbox"/> <input type="checkbox"/>	<input type="checkbox"/> <input type="checkbox"/> <input type="checkbox"/> <input type="checkbox"/> <input type="checkbox"/> <input type="checkbox"/>	<input type="checkbox"/> <input type="checkbox"/>	<input type="checkbox"/> <input type="checkbox"/>	<input type="checkbox"/> <input type="checkbox"/> <input type="checkbox"/> <input type="checkbox"/>	<input type="checkbox"/> <input type="checkbox"/>	

FS

Upholstered Seat and Back

- Double hinged
- Artwork silk screened on seat, back, or seat and back
- Replaceable polyfoam seat and backrest pad
- Seam-welded tubular steel frame with heavy-gauge steel backrest
- Wallsaver design
- 3" frame strengtheners (A KI exclusive)
- 1/2" back pad

FS

Upholstered Chair

- Artwork silk-screened on seat, back, or seat and back
- 2" foam cushioned seat; 5/8" cushioned backrest
- Heavy-duty tube-within-a-tube seam-welded steel seat frame and front leg construction
- 3 welded crossbraces
- Wallsaver design

A

B

C

D

E

F

G

H

HOW TO ORDER

Indicate the following information on order form:

1. Quantity of each item.
2. Model number, including options. See "How To Build a Model Number".
3. Any special service required.

Note:

- The ☐ indicates that a choice is required.
- The absence of the ☐ indicates that no choice is required.
- Alpha-numeric characters in place of ☐ indicate that no other alternatives are available.

HOW TO BUILD A MODEL NUMBER

- A** Select basic model.

☐ **SSS** - Seat only

☐ **SSB** - Back only

☐ **SSSB** - Seat and back
- C** Select number of seat ink colors.

☐ **NSIK** - No seat ink colors

☐ **1INKST** - 1 seat ink color

☐ **2INKST** - 2 seat ink colors

☐ **3INKST** - 3 seat ink colors
- D** Select number of back ink colors.

☐ **NBIK** - No back ink colors

☐ **1INKBK** - 1 back ink color

☐ **2INKBK** - 2 back ink colors

☐ **3INKBK** - 3 back ink colors
- E** Select frame color.
Refer to the **KI Color Addendum** or **KI Fabrics & Finishes binder**

- F** Select fire code.

☐ **NFR** - Compliance to TB 117-2013

☐ **FR** - Compliance to TB 133

See Options for TB133 upcharge.
- G** Select upholstery grade/color.
Refer to the **KI Color Addendum** or **KI Fabrics & Finishes binder**.
- H** Select feet/bumper color.
Refer to color addendum at ki.com or KI Fabrics & Finishes binder.



Front Row Seats®

Folding Chairs (Freight Excluded Pricing)

Approx. Packaged Weight	Freight Excluded Pricing Vinyl Group 1 & C.O.V.
-------------------------------	---

13.0#	\$ 87
13.0#	83

19.0#	\$ 214
-------	--------

OPTIONS

Special Enamel Frame

Submit paint sample to KI. Orders will not be accepted without prior suitability approval. Add upcharge to standard chair or C.O.M. price. Minimum quantities required.

California TB133 Fire Safety Code

For California Technical Bulletin 133 compliant models, add the following upcharge:

Model = FRS704

Added Lead Time-1 Week

Added List Price=\$10

Model = FRS734

Added Lead Time-1 Week

Added List Price=\$24

SPECIAL SERVICES

Special Carton Marking

With specially marked information N/C

Shipping

Ships **assembled, FOB Bonduel, WI 54107, freight excluded.** Freight class 85.

Specifications and prices are subject to change without prior notice.



Front Row Seats®

Folding Chairs (Delivered Pricing)

Approx. Packaged Weight	Delivered Pricing Vinyl Group 1 & C.O.V.
19.0#	\$ 392

OPTIONS

Special Enamel Frame

Submit paint sample to KI. Orders will not be accepted without prior suitability approval. Add upcharge to standard chair or C.O.M. price. Minimum quantities required.

California TB133 Fire Safety Code

For California Technical Bulletin 133 compliant models, add the following upcharge:

Model = FRS704

Added Lead Time-1 Week

Added List Price=\$10

Model = FRS734

Added Lead Time-1 Week

Added List Price=\$24

SPECIAL SERVICES

Special Carton Marking

With specially marked information N/C

Shipping

Ships **assembled, FOB Bonduel, WI 54107, freight prepaid.** Freight class 85.

Specifications and prices are subject to change without prior notice.



Front Row Seats®

Folding Chairs (Freight Excluded Pricing)

Approx. Packaged Weight	Freight Excluded Pricing Vinyl Group 1 & C.O.V.
19.0#	\$ 344

OPTIONS

Special Enamel Frame

Submit paint sample to KI. Orders will not be accepted without prior suitability approval. Add upcharge to standard chair or C.O.M. price. Minimum quantities required.

California TB133 Fire Safety Code

For California Technical Bulletin 133 compliant models, add the following upcharge:

Model = FRS704

Added Lead Time-1 Week

Added List Price=\$10

Model = FRS734

Added Lead Time-1 Week

Added List Price=\$24

SPECIAL SERVICES

Special Carton Marking

With specially marked information N/C

Shipping

Ships **assembled, FOB Bonduel, WI 54107, freight excluded.** Freight class 85.

Specifications and prices are subject to change without prior notice.

Folding Chairs - 05

General Information



**Value® Lite Single Hinge
(VL.100)**



**Steel Seat Double Hinge w/
Three Crossbraces (331D)**



**Fabric Upholstered Seat and
Back (344DF)**

Features			
Seam-welded tubular steel frame	•	•	•
Steel Seat		•	•
Steel backrest		•	•
Single hinge	•		•
Double hinge		•	•
2 double-riveted crossbraces			•
3 double-riveted crossbraces		•	
3" frame strengtheners (a KI exclusive)		•	•
Wallsaver design	•	•	
General Dimensions			
Seat height	17-3/4"	17" (18" uph)	17-1/2"
Overall width	18-1/2"	18-1/4"	18-1/2"
Overall depth	21-1/8"	19-1/2"	21"
Overall height	33-3/8"	30-1/4"	31"
Folded depth	3"	2-1/2"	2-3/4"

SPECIFICATIONS 331D

Frame
Electrically seam-welded 18-gauge x 7/8" o.d. tubular steel. 13-gauge "ribbed" linkage, reinforced at pivot points with both front and rear leg frame strengtheners. 5/8" dia. crossbraces double riveted to each leg.

Steel Backrest
One-piece 24-gauge cold-rolled with fully curled safety edge, securely welded to frame. 2" deep concave shape for maximum support. Rounded back for comfort.

Steel Seat
One-piece 22-gauge cold-rolled with fully curled safety edge, securely riveted to frame. Front corners have a waterfall shape.

344DV, 344DF

Frame
Electrically seam-welded 18-gauge x 7/8"

o.d. tubular steel. 13-gauge "ribbed" linkage, 3/4" dia. crossbraces double riveted to each leg.

Upholstered Backrest
One-piece 24-gauge cold-rolled with fully curled safety edge, securely welded to frame. 7/8" polyfoam stapled to linerboard panel attached with screws to backrest. Higher back for added comfort.

Upholstered Seat
One-piece 22-gauge cold-rolled with fully curled safety edge, securely riveted to frame. 1-3/8" polyfoam sealed to linerboard panel attached with rivets to seat pan.

VL100

Frame
Electrically seam-welded 17-gauge x 1-1/8" o.d. tubular steel. 13-gauge "ribbed" linkage, 2-1/4" 11-gauge under seat support brace, 13-gauge side seat support 3/4" arched welded crossbraces.

Seat and Backrest
1-1/4" thick high-density polyethylene plastic.

Fabric Disclaimer
Fabric will be applied as swatched by the fabric manufacturer. Fabric that is required to be applied differently than is swatched will need a Special Cost Request written specifying the direction the fabric is to be applied. The posted standard lead time will apply to the Special Cost Request.



Folding Chairs - 05

General Information



Vinyl Upholstered Seat and Back (344DV)

Features

Seam-welded tubular steel frame	•
Steel Seat	•
Steel backrest	•
Single hinge	•
Double hinge	•
2 double-riveted crossbraces	•
3" frame strengtheners (a KI exclusive)	•
Wallsaver design	

General Dimensions

Seat height	17-1/2"
Overall width	18-1/2"
Overall depth	21"
Overall height	31"
Folded depth	2-3/4"

INFORMATION

Warranty

Refer to KI Terms & Conditions document or visit ki.com

Folding Chairs - 05

General Information



**Steel Seat Double Hinge
w/ Tablet Arm
(301DTA)**

**Vinyl Upholstered Seat
Double Hinge w/ Tablet Arm
(301DVTA)**

**Double Tier Storage Caddy
(KDT84)**

**Vertical Storage Caddy
(KV50A)**

Features				
Seam-welded tubular steel frame	•	•		
Steel Seat	•	•		
Steel backrest	•	•		
Polyfoam seat pad		•		
Polyfoam backrest pad		•		
Double hinge	•	•		
2 double-riveted crossbraces	•	•		
Front frame strengtheners	•	•		
Features (Capacity)				
301, 301D, 331D		84		50
344DV, 344DF		72		42
301DTA, 301DVTA		0		25
VL.100		0		50
General Dimensions				
Seat height	16-1/2"	17-1/2"		
Overall width	21"	21"	33-3/4"	20-7/8"
Overall depth	28-1/4"	28-1/4"	61-1/2"	106-1/2"
Overall height	30-1/4"	30-1/4"	67-5/8"	30"
Tablet arm	11-1/4" x 21-7/8"	11-1/4" x 21-7/8"		
Tablet arm height from floor	26-1/2"	26-1/2"		
Folded depth	4"	4-1/2"		
Wheels on center			30"	15-1/2"

SPECIFICATIONS 301DTA

Frame
Electrically seam-welded 18-gauge x 7/8" o.d. tubular steel. 13-gauge "ribbed" linkage, reinforced at pivot points with both front and rear leg frame strengtheners. 5/8" diameter crossbraces double riveted to each leg.

Steel Backrest
One-piece 24-gauge cold-rolled with fully curled safety edge, securely welded to frame. 2" deep concave shape for maximum support. Rounded back for comfort.

Steel Seat
One-piece 22-gauge cold-rolled with fully curled safety edge, securely riveted to frame. Front corners have a waterfall shape.

301DVTA

Frame
Electrically seam-welded 18-gauge x 7/8"

o.d. tubular steel. 13-gauge "ribbed" linkage, 3/4" diameter crossbraces double riveted to each leg.

Upholstered Backrest
One-piece 24-gauge cold-rolled with fully curled safety edge, securely welded to frame. 7/8" polyfoam stapled to linerboard panel attached with screws to backrest. Higher back for added comfort.

Upholstered Seat
One-piece 22-gauge cold-rolled with fully curled safety edge, securely riveted to frame. 1-3/8" polyfoam sealed to linerboard panel attached with rivets to seat pan.

Tablet Arm
Tablet arm is constructed of high-density particleboard with high-pressure laminate top.

Fabric Disclaimer
Fabric will be applied as swatched by the fabric manufacturer. Fabric that is required

to be applied differently than is swatched will need a Special Cost Request written specifying the direction the fabric is to be applied. The posted standard lead time will apply to the Special Cost Request.




INFORMATION

Warranty

Refer to KI Terms & Conditions document
or visit ki.com

Folding Chairs - 05

Folding Chairs (Delivered Pricing)

	MODEL	Features	MODEL NUMBER	Approx. Packaged Weight
			Basic Model	
	Steel Seat Double Hinge w/ 3 Cross-braces <ul style="list-style-type: none">• Double hinge• Seam-welded tubular steel frame• Heavy-duty steel seat and backrest• Double-riveted crossbraces, front and rear• Added rear double-riveted crossbrace for superior strength• 3" frame strengtheners (A KI exclusive)• Wallsaver design• Matching feet (BS has black feet)	Unupholstered Beige	331D/BE	11.0#
		Unupholstered Brown	331D/BR	11.0#
		Unupholstered Baltic	331D/BS	11.0#
		Unupholstered Warm Grey	331D/WG	11.0#

FC

A

HOW TO ORDER

Indicate the following information on order form:

1. Quantity of each item.
2. Model number, including options. See "How To Build a Model Number".
3. Any special service required.

Note:

- The ☐ indicates that a choice is required.
- The absence of the ☐ indicates that no choice is required.
- Alpha-numeric characters in place of ☐ indicate that no other alternatives are available.

HOW TO BUILD A MODEL NUMBER

A Select basic model.

INFORMATION

Cartoning
Model 331D - shipped 4 units per carton
Model VL.100 - shipped 4 units per carton



Folding Chairs - 05

Folding Chairs (Delivered Pricing)

Delivered Pricing	
\$	54
	54
	54
	54

SPECIAL SERVICES

Special Carton Marking

With specially marked information N/C


Shipping

Ships **assembled, FOB Tupelo, MS 38804, freight prepaid.** Freight class 85.

Specifications and prices are subject to change without prior notice.

Folding Chairs - 05

Folding Chairs (Freight Excluded Pricing)

	MODEL	Features	MODEL NUMBER	Approx. Packaged Weight
			Basic Model	
	Steel Seat Double Hinge w/ 3 Cross-braces <ul style="list-style-type: none">• Double hinge• Seam-welded tubular steel frame• Heavy-duty steel seat and backrest• Double-riveted crossbraces, front and rear• Added rear double-riveted crossbrace for superior strength• 3" frame strengtheners (A KI exclusive)• Wallsaver design• Matching feet (BS has black feet)	Unupholstered Beige	331D/BE	11.0#
		Unupholstered Brown	331D/BR	11.0#
		Unupholstered Baltic	331D/BS	11.0#
		Unupholstered Warm Grey	331D/WG	11.0#

FC

A

HOW TO ORDER

Indicate the following information on order form:

1. Quantity of each item.
2. Model number, including options. See "How To Build a Model Number".
3. Any special service required.

Note:

- The ☐ indicates that a choice is required.
- The absence of the ☐ indicates that no choice is required.
- Alpha-numeric characters in place of ☐ indicate that no other alternatives are available.

HOW TO BUILD A MODEL NUMBER

A Select basic model.

INFORMATION

Cartoning
Model 331D - shipped 4 units per carton
Model VL.100 - shipped 4 units per carton



Folding Chairs - 05

Folding Chairs (Freight Excluded Pricing)

Freight Excluded Pricing	
\$	41
	41
	41
	41

SPECIAL SERVICES

Special Carton Marking

With specially marked information N/C


Shipping

Ships **assembled, FOB Tupelo, MS 38804, freight excluded.** Freight class 85.

Specifications and prices are subject to change without prior notice.

Folding Chairs - 05

Folding Chairs (Delivered Pricing)

	MODEL NUMBER		Approx. Packaged Weight
	Basic Model		
MODEL			
 HRDPT	ValueLite® Single Hinge	VL.100.BL.WH	13.0#
	• Single hinge		
	• High-density polyethylene seat and back		
	• Front and back arched welded cross-braces		
	• Polyethylene glides		
	• Frame color hammer tone black		
	• Seat and back color speckled white		
	• Sold 4 per carton		
	• Integrated handle in backrest		
	• Seat and back thickness 1-1/4"		

A

HOW TO ORDER

Indicate the following information on order form:

1. Quantity of each item.
2. Model number, including options. See "How To Build a Model Number".
3. Any special service required.

Note:

- The ☐ indicates that a choice is required.
- The absence of the ☐ indicates that no choice is required.
- Alpha-numeric characters in place of ☐ indicate that no other alternatives are available.

HOW TO BUILD A MODEL NUMBER

A Select basic model.

INFORMATION

Cartoning
Model 331D - shipped 4 units per carton
Model VL.100 - shipped 4 units per carton



Folding Chairs - 05

Folding Chairs (Delivered Pricing)

Delivered Pricing	
\$	75

SPECIAL SERVICES

Special Carton Marking

With specially marked information N/C


Shipping

Ships **assembled, FOB Tupelo, MS 38804, freight prepaid.** Freight class 85.

Specifications and prices are subject to change without prior notice.

Folding Chairs - 05

Folding Chairs (Freight Excluded Pricing)

	MODEL NUMBER		Approx. Packaged Weight
	Basic Model		
MODEL			
 HRDPT	ValueLite® Single Hinge	VL.100.BL.WH	13.0#
	• Single hinge		
	• High-density polyethylene seat and back		
	• Front and back arched welded cross-braces		
	• Polyethylene glides		
	• Frame color hammer tone black		
	• Seat and back color speckled white		
	• Sold 4 per carton		
	• Integrated handle in backrest		
	• Seat and back thickness 1-1/4"		

A

HOW TO ORDER

Indicate the following information on order form:

1. Quantity of each item.
2. Model number, including options. See "How To Build a Model Number".
3. Any special service required.

Note:

- The ☐ indicates that a choice is required.
- The absence of the ☐ indicates that no choice is required.
- Alpha-numeric characters in place of ☐ indicate that no other alternatives are available.

HOW TO BUILD A MODEL NUMBER

A Select basic model.

INFORMATION

Cartoning
Model 331D - shipped 4 units per carton
Model VL.100 - shipped 4 units per carton



Folding Chairs - 05

Folding Chairs (Freight Excluded Pricing)

Freight
Excluded
Pricing

\$ 64

SPECIAL SERVICES

Special Carton Marking

With specially marked information N/C



Shipping

Ships **assembled, FOB Tupelo, MS 38804, freight excluded.** Freight class 85.

Specifications and prices are subject to change without prior notice.

Folding Chairs - 05

Folding Chairs (Delivered Pricing)

			MODEL NUMBER	Approx. Packaged Weight
			Basic Model	
	Vinyl Upholstered <ul style="list-style-type: none">• Double hinge• Seam-welded tubular steel frame• Heavy-duty steel seat and backrest• Double-riveted crossbraces, front and rear• 7/8" polyfoam backrest pad• 1-3/8" polyfoam seat pad• Higher back for comfort	Beige Frame/Beige Vinyl	344DV/BE/VBE	12.0#
		Beige Frame/Brown Vinyl	344DV/BE/VBR	12.0#
		Warm Grey Frame/Blue Vinyl	344DV/WG/VBH	12.0#
		Warm Grey Frame/Black Vinyl	344DV/WG/VBL	12.0#
		Warm Grey Frame/Burgundy Vinyl	344DV/WG/VBU	12.0#
		Warm Grey Frame/Grey Vinyl	344DV/WG/VGY	12.0#
	Fabric Upholstered <ul style="list-style-type: none">• Double hinge• Seam-welded tubular steel frame• Heavy-duty steel seat and backseat• Double-riveted crossbraces, front and rear• 7/8" polyfoam backrest pad• 1-3/8" polyfoam seat pad• Higher back for comfort	Beige Frame/Beige Fabric	344DF/BE/FBE	12.0#
		Black Frame/Charcoal Fabric	344DF/BL/FCH	12.0#
		Brown Frame/Walnut Fabric	344DF/BR/FWA	12.0#
		Warm Grey Frame/Blue Fabric	344DF/WG/FBH	12.0#
		Warm Grey Frame/Burgundy Fabric	344DF/WG/FBU	12.0#

A

HOW TO ORDER

Indicate the following information on order form:

1. Quantity of each item.
2. Model number, including options. See "How To Build a Model Number".
3. Any special service required.

Note:

- The ☐ indicates that a choice is required.
- The absence of the ☐ indicates that no choice is required.
- Alpha-numeric characters in place of ☐ indicate that no other alternatives are available.

HOW TO BUILD A MODEL NUMBER

A Select basic model.

INFORMATION

Cartoning
Model 344DV - shipped 4 units per carton
Model 344DF - shipped 4 units per carton



Folding Chairs - 05

Folding Chairs (Delivered Pricing)

Delivered Pricing	
\$	75
	75
	75
	75
	75
	75
\$	77
	77
	77
	77
	77

SPECIAL SERVICES

Special Carton Marking

With specially marked information N/C



Shipping

Ships **assembled, FOB Tupelo, MS 38804, freight prepaid.** Freight class 85.

Specifications and prices are subject to change without prior notice.

Folding Chairs - 05

Folding Chairs (Freight Excluded Pricing)

			MODEL NUMBER	Approx. Packaged Weight
			Basic Model	
	Vinyl Upholstered <ul style="list-style-type: none">• Double hinge• Seam-welded tubular steel frame• Heavy-duty steel seat and backrest• Double-riveted crossbraces, front and rear• 7/8" polyfoam backrest pad• 1-3/8" polyfoam seat pad• Higher back for comfort	Beige Frame/Beige Vinyl	344DV/BE/VBE	12.0#
		Beige Frame/Brown Vinyl	344DV/BE/VBR	12.0#
		Warm Grey Frame/Blue Vinyl	344DV/WG/VBH	12.0#
		Warm Grey Frame/Black Vinyl	344DV/WG/VBL	12.0#
		Warm Grey Frame/Burgundy Vinyl	344DV/WG/VBU	12.0#
		Warm Grey Frame/Grey Vinyl	344DV/WG/VGY	12.0#
	FC Not available for sale in the state of California			
	Fabric Upholstered <ul style="list-style-type: none">• Double hinge• Seam-welded tubular steel frame• Heavy-duty steel seat and backseat• Double-riveted crossbraces, front and rear• 7/8" polyfoam backrest pad• 1-3/8" polyfoam seat pad• Higher back for comfort	Beige Frame/Beige Fabric	344DF/BE/FBE	12.0#
		Black Frame/Charcoal Fabric	344DF/BL/FCH	12.0#
		Brown Frame/Walnut Fabric	344DF/BR/FWA	12.0#
		Warm Grey Frame/Blue Fabric	344DF/WG/FBH	12.0#
		Warm Grey Frame/Burgundy Fabric	344DF/WG/FBU	12.0#
	FC Not available for sale in the state of California			

A

HOW TO ORDER

Indicate the following information on order form:

1. Quantity of each item.
2. Model number, including options. See "How To Build a Model Number".
3. Any special service required.

Note:

- The ☐ indicates that a choice is required.
- The absence of the ☐ indicates that no choice is required.
- Alpha-numeric characters in place of ☐ indicate that no other alternatives are available.

HOW TO BUILD A MODEL NUMBER

A Select basic model.

INFORMATION

Cartoning
Model 344DV - shipped 4 units per carton
Model 344DF - shipped 4 units per carton



Folding Chairs - 05

Folding Chairs (Freight Excluded Pricing)

Freight Excluded Pricing	
\$	56
	56
	56
	56
	56
	56
\$	61
	61
	61
	61
	61

SPECIAL SERVICES

Special Carton Marking

With specially marked information N/C



Shipping

Ships **assembled, FOB Tupelo, MS 38804, freight excluded.** Freight class 85.

Specifications and prices are subject to change without prior notice.

Folding Chairs - 05

Folding Chairs (Delivered Pricing)

			MODEL NUMBER	
	MODEL	Features	Basic Model	Approx. Packaged Weight
	Tablet Arm and Steel Seat	Beige Frame/Oak Tablet-Right	301DTAR/BE/LOK	17.0#
	<ul style="list-style-type: none">• Double hinge• Seam-welded tubular steel frame• Heavy-duty steel seat and backrest• Double-riveted crossbraces, front and rear• 3" front frame strengtheners• Plastic laminate arm folds with the chair	Warm Grey Frame/Grey Tablet-Right	301DTAR/WG/LGE	17.0#
FC				
	Tablet Arm and Vinyl Upholstered Seat	Warm Grey Frame/Grey Vinyl/Grey Tablet-Right	301DVTAR/WG/VGY/LGE	18.0#
	<ul style="list-style-type: none">• Double-hinge• Seam-welded tubular steel frame• Heavy-duty steel seat and backrest• Double-riveted crossbraces, front and rear• 3" front frame strengtheners• Plastic laminate arm folds with the chair• 7/8" polyfoam backrest pad• 1-3/8" polyfoam seat pad			
		Not available for sale in the state of California		
FC				

A

HOW TO ORDER

Indicate the following information on order form:

1. Quantity of each item.
2. Model number, including options. See "How To Build a Model Number".
3. Any special service required.

Note:

- The ☐ indicates that a choice is required.
- The absence of the ☐ indicates that no choice is required.
- Alpha-numeric characters in place of ☐ indicate that no other alternatives are available.

HOW TO BUILD A MODEL NUMBER

A Select basic model.

INFORMATION

Cartoning
Model 301DTAR - shipped 2 units per carton
Model 301DVTAR - shipped 2 units per carton



Folding Chairs - 05

Folding Chairs (Delivered Pricing)

Delivered Pricing	
\$	114
	114
\$	135

SPECIAL SERVICES

Special Carton Marking

With specially marked information N/C



Shipping

Ships **assembled, FOB Tupelo, MS 38804, freight prepaid.** Freight class 85.

Specifications and prices are subject to change without prior notice.

Folding Chairs - 05

Folding Chairs (Freight Excluded Pricing)

			MODEL NUMBER	Approx. Packaged Weight
MODEL	Features		Basic Model	
	Tablet Arm and Steel Seat	Beige Frame/Oak Tablet-Right	301DTAR/BE/LOK	17.0#
	• Double hinge	Warm Grey Frame/Grey Tablet-Right	301DTAR/WG/LGE	17.0#
	• Seam-welded tubular steel frame			
	• Heavy-duty steel seat and backrest			
	• Double-riveted crossbraces, front and rear			
	• 3" front frame strengtheners			
	• Plastic laminate arm folds with the chair			
FC				
	Tablet Arm and Vinyl Upholstered Seat	Warm Grey Frame/Grey Vinyl/Grey Tablet-Right	301DVTAR/WG/VGY/LGE	18.0#
	• Double-hinge			
	• Seam-welded tubular steel frame			
	• Heavy-duty steel seat and backrest			
	• Double-riveted crossbraces, front and rear			
	• 3" front frame strengtheners			
	• Plastic laminate arm folds with the chair			
	• 7/8" polyfoam backrest pad			
	• 1-3/8" polyfoam seat pad			
	Not available for sale in the state of California			
FC				

A

HOW TO ORDER

Indicate the following information on order form:

1. Quantity of each item.
2. Model number, including options. See "How To Build a Model Number".
3. Any special service required.

Note:

- The ☐ indicates that a choice is required.
- The absence of the ☐ indicates that no choice is required.
- Alpha-numeric characters in place of ☐ indicate that no other alternatives are available.

HOW TO BUILD A MODEL NUMBER

A Select basic model.

INFORMATION

Cartoning
Model 301DTAR - shipped 2 units per carton
Model 301DVTAR - shipped 2 units per carton



Folding Chairs - 05

Folding Chairs (Freight Excluded Pricing)

Freight Excluded Pricing	
\$	78
	78
\$	95

SPECIAL SERVICES

Special Carton Marking

With specially marked information N/C

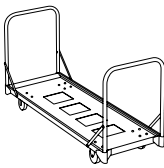

Shipping

Ships **assembled, FOB Tupelo, MS 38804, freight excluded.** Freight class 85.

Specifications and prices are subject to change without prior notice.

Storage Caddies for Folding Chairs - 05

Folding Chairs (Delivered Pricing)

		MODEL NUMBER		Approx. Packaged Weight
		W	Basic Model	
 CCAD	Vertical Storage Caddy <ul style="list-style-type: none">• Heavy-duty 16-gauge steel frame• Adjustable middle post - standard• Tablet arm chairs require double the space of non-tablet arm chairs• Beige finish only <p>Consult General Information page for appropriate caddy for your selected chairs.</p>	50"	KV50A/BE/C	63.0#
 CCAD	Double-Tier Storage Caddy <ul style="list-style-type: none">• Heavy-duty 11-gauge, 1" x 2" tubular steel• Chairs suspend from tines• NOTE: Cannot store tablet arm chairs• Beige finish only <p>Consult General Information page for appropriate caddy for your selected chairs.</p>	84"	KDT84/BE/C	100.0#

A

HOW TO ORDER

Indicate the following information on order form:

1. Quantity of each item.
2. Model number, including options. See "How To Build a Model Number".
3. Any special service required.

Note:

- The ☐ indicates that a choice is required.
- The absence of the ☐ indicates that no choice is required.
- Alpha-numeric characters in place of ☐ indicate that no other alternatives are available.

HOW TO BUILD A MODEL NUMBER

A Select basic model.

INFORMATION

Cartoning
Model KV50A - shipped 1 unit per carton
Model KDT84 - shipped 1 unit per carton



Storage Caddies for Folding Chairs - 05

Folding Chairs (Delivered Pricing)

Delivered Pricing	
\$	642
\$	1631

SPECIAL SERVICES

Special Carton Marking

With specially marked information N/C

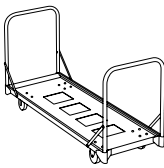

Shipping

Ships **assembled, FOB Bonduel, WI 54107, freight prepaid.** Freight class 85.

Specifications and prices are subject to change without prior notice.

Storage Caddies for Folding Chairs - 05

Folding Chairs (Freight Excluded Pricing)

	MODEL	W	MODEL NUMBER	Approx. Packaged Weight
			Basic Model	
 CCAD	Vertical Storage Caddy <ul style="list-style-type: none">• Heavy-duty 16-gauge steel frame• Adjustable middle post - standard• Tablet arm chairs require double the space of non-tablet arm chairs• Beige finish only Consult General Information page for appropriate caddy for your selected chairs.	50"	KV50A/BE/C	63.0#
 CCAD	Double-Tier Storage Caddy <ul style="list-style-type: none">• Heavy-duty 11-gauge, 1" x 2" tubular steel• Chairs suspend from tines• NOTE: Cannot store tablet arm chairs• Beige finish only Consult General Information page for appropriate caddy for your selected chairs.	84"	KDT84/BE/C	100.0#

A

HOW TO ORDER

Indicate the following information on order form:

1. Quantity of each item.
2. Model number, including options. See "How To Build a Model Number".
3. Any special service required.

Note:

- The ☐ indicates that a choice is required.
- The absence of the ☐ indicates that no choice is required.
- Alpha-numeric characters in place of ☐ indicate that no other alternatives are available.

HOW TO BUILD A MODEL NUMBER

A Select basic model.

INFORMATION

Cartoning
Model KV50A - shipped 1 unit per carton
Model KDT84 - shipped 1 unit per carton



Storage Caddies for Folding Chairs - 05

Folding Chairs (Freight Excluded Pricing)

Freight Excluded Pricing
\$ 513
\$ 1284

SPECIAL SERVICES

Special Carton Marking

With specially marked information N/C

Shipping

Ships **assembled, FOB Bonduel, WI 54107, freight excluded.** Freight class 85.

Specifications and prices are subject to change without prior notice.



Novite Folding Chair



Wall Hanger

Features			
Indoor/outdoor use	•		
All plastic construction	•		
Lightweight	•		
100% recyclable	•		
Optional ganging	•		
General Dimensions			
Seat height	18"		
Overall Dimensions			
Width	18-1/4"	2-1/2"	
Depth	20-1/2"		
Height	32-3/4"	5-1/2"	
Length	12"		
Casters on center			

SPECIFICATIONS

Material

All polypropylene construction.

Disclaimer

Excessive exposure to sunlight over time may cause the color to fade.






INFORMATION

Warranty

Refer to KI Terms & Conditions document
or visit ki.com

Novite™
Folding Chairs (Delivered Pricing)

		MODEL NUMBER			Approx. Packaged Weight
		Basic Model	Poly Color	Paint Color	
 NOV	Folding Chair <ul style="list-style-type: none">Indoor/outdoor useAll plastic constructionLightweight100% recyclableWeights 10 lbs. per chair	NOVITE	<input type="checkbox"/> <input type="checkbox"/> <input type="checkbox"/> <input type="checkbox"/>		10.0#
 NOV	Folding Chair with Drain Holes <ul style="list-style-type: none">Indoor/outdoor useDrainage holes in seatAll plastic constructionLightweight100% recyclableWeights 10 lbs. per chair	NOVITEOD	<input type="checkbox"/> <input type="checkbox"/> <input type="checkbox"/> <input type="checkbox"/>		10.0#
 NOV	Ganger	NOV.GANGER	<input type="checkbox"/> <input type="checkbox"/> <input type="checkbox"/> <input type="checkbox"/>		0.0#
 NOVH	Wall Hanger <ul style="list-style-type: none">Wall hanging to mount 1 chairSteel powder-coated constructionThree 1/4" holes for mounting	NOVH		CO	0.0#

A **B** **C**

HOW TO ORDER

Indicate the following information on order form:

- Quantity of each item.
- Model number, including options. See "How To Build a Model Number".
- Any special service required.

Note:

- The ☐ indicates that a choice is required.
- The absence of the ☐ indicates that no choice is required.
- Alpha-numeric characters in place of ☐ indicate that no other alternatives are available.

HOW TO BUILD A MODEL NUMBER

- A** Select basic model.
- B** Select plastic color.
Refer to color addendum at ki.com or KI Fabrics & Finishes binder.
- C** Select paint color.
CO - Cottonwood

\$ 117

\$ 122

\$ 5

\$ 45

Special Carton Marking

With specially marked information	N/C
-----------------------------------	-----

Shipping

Ships **assembled, FOB Tupelo, MS 38804, freight prepaid.** Freight class 125.

Specifications and prices are subject to change without prior notice.

Folding Chair Storage and Accessories

General Information



Vertical Storage Caddy
KV25

KV35

KV50

Features (Capacity)			
100, 300, 331, 700, 1100	25 Chairs	35 Chairs	50 Chairs
VL100 (Value Lite)	21 Chairs	30 Chairs	42 Chairs
344	21 Chairs	31 Chairs	42 Chairs
731, 734, 702CL	14 Chairs	20 Chairs	30 Chairs
734FM	11 Chairs	16 Chairs	21 Chairs
Novite	N/A	N/A	38 Chairs
General Dimensions			
Length	56-1/2"	80-1/2"	106-1/2"
Width	20-7/8"	20-7/8"	20-7/8"
Height from floor	30"	30"	30"
Casters on center	15-1/2"	15-1/2"	15-1/2"



Replacement Feet
(Polypropylene)



Replacement Feet
(Rubber)



Replacement Bumper

SPECIFICATIONS

The capacity listed in the above chart is for non-tablet arm chairs. Tablet arm chairs require double the space. Replacement feet and bumpers are available.

KV Series Vertical Storage Caddy

One-piece bed of 16-gauge steel with sides channelled to 1-1/2" high. To each end, a 4-1/2" x 1-1/2" angle steel member is electrically welded. To each outside corner of the bed is welded a 14-gauge, 1-1/4" o.d. end post socket to support removable 1-1/8" o.d., 18-gauge end posts. Loading stops are stamped into the bed. 4" high x 1-1/4" wide roller-bearing wheels.

Optional adjustable end post sockets are constructed of welded steel. Sockets and removable end post are positioned against partial loads to eliminate load from shifting.

KH Series Horizontal Storage Caddy

One-piece bed of 16-gauge steel with sides channelled to 1-1/2" high. Side rails are

fitted into sockets welded to end posts. Distance between side rails is equal to folded height of chairs from top to bottom crossbrace for snug storage. 4" high x 1-1/4" wide roller-bearing wheels.

KDT84 Caddy

Legs, uprights and crossbrace are fabricated of 11-gauge, 1" x 2" tubular steel. Legs are welded to uprights; crossbraces are bolted. Open tubing ends are covered with plastic end caps. Chair suspension tines of 14-gauge, 1" o.d. round tubing. 5" high x 1-3/8" wide roller bearing wheels.

NOTE: Do not use KDT84 for tablet arm chairs.



Folding Chair Storage and Accessories

General Information



**Horizontal Storage Caddy
KH50**

KH51



**Double-Tier Storage Caddy
KDT84**

Features (Capacity)			
100, 300, 331, 700, 1100	50 Chairs	50 Chairs	84 Chairs
344			72 Chairs
734, 702CL	N/A	N/A	47 Chairs
731, 734FM	N/A	N/A	36 Chairs
Novite	38 Chairs	N/A	N/A
General Dimensions			
Length	106-1/2"	106-1/2"	61-1/2"
Width	35-3/8"	33-3/8"	33-3/4"
Height from floor	22"	22"	67-5/8"
Casters on center	15-1/2"	15-1/2"	30"

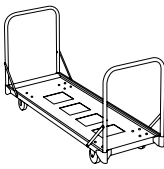
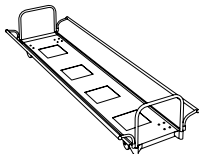
INFORMATION

Warranty

Refer to KI Terms & Conditions document or visit ki.com

Folding Chair Storage and Accessories

Folding Chairs (Delivered Pricing)

			MODEL NUMBER			Approx. Packaged Weight
MODEL	Features		Basic Model	Frame Color	Base	
 CCAD	Vertical Storage Caddy <ul style="list-style-type: none">One-piece solid bed designAll steel construction4" wheels: 2 fixed, 3 swivel50 chair caddies have swivel wheel in bed centerBeige finish standard (other colors available at an upcharge)30" high from floor-empty; 44" high-loadedTablet arm chairs require double the space of non-tablet arm chairs	Adjustable Middle Post	KV25	<input type="checkbox"/> <input type="checkbox"/> <input type="checkbox"/>	<input type="checkbox"/> <input type="checkbox"/>	44.0#
			KV25A	<input type="checkbox"/> <input type="checkbox"/> <input type="checkbox"/>	<input type="checkbox"/> <input type="checkbox"/>	54.0#
			KV35	<input type="checkbox"/> <input type="checkbox"/> <input type="checkbox"/>	<input type="checkbox"/> <input type="checkbox"/>	52.0#
			KV35A	<input type="checkbox"/> <input type="checkbox"/> <input type="checkbox"/>	<input type="checkbox"/> <input type="checkbox"/>	62.0#
			KV50	<input type="checkbox"/> <input type="checkbox"/> <input type="checkbox"/>	<input type="checkbox"/> <input type="checkbox"/>	63.0#
			KV50A	<input type="checkbox"/> <input type="checkbox"/> <input type="checkbox"/>	<input type="checkbox"/> <input type="checkbox"/>	73.0#
	CONSULT GENERAL INFORMATION PAGE FOR APPROPRIATE CADDY FOR SELECTED CHAIRS.					
 CCAD	Horizontal Storage Caddy <ul style="list-style-type: none">One-piece solid bed designAll steel construction4" wheels: 2 fixed, 3 swivelSwivel wheel in bed centerModels for #100, #300 and #700 chairsBeige finish standard (others available at an upcharge)22" high from floor-empty; 24-1/2" high-loaded; 40-1/8" wide loadedTablet arm chairs require double the space of non-tablet arm chairs	Adjustable End Post	KH50	<input type="checkbox"/> <input type="checkbox"/> <input type="checkbox"/>	<input type="checkbox"/> <input type="checkbox"/>	68.0#
			KH50A	<input type="checkbox"/> <input type="checkbox"/> <input type="checkbox"/>	<input type="checkbox"/> <input type="checkbox"/>	78.0#
			KH51	<input type="checkbox"/> <input type="checkbox"/> <input type="checkbox"/>	<input type="checkbox"/> <input type="checkbox"/>	76.0#
			KH51A	<input type="checkbox"/> <input type="checkbox"/> <input type="checkbox"/>	<input type="checkbox"/> <input type="checkbox"/>	86.0#
	CONSULT GENERAL INFORMATION PAGE FOR APPROPRIATE CADDY FOR SELECTED CHAIRS.					

A B C

HOW TO ORDER

Indicate the following information on order form:

- Quantity of each item.
- Model number, including options. See "How To Build a Model Number".
- Any special service required.

Note:

- The ☐ indicates that a choice is required.
- The absence of the ☐ indicates that no choice is required.
- Alpha-numeric characters in place of ☐ indicate that no other alternatives are available.

HOW TO BUILD A MODEL NUMBER

- A** Select basic model.
- B** Select frame color.
Refer to the **KI Color Addendum** or **KI Fabrics & Finishes binder**
- C** Select base option.
- | | |
|-----------|--------------------------------|
| C | - Standard swivel/fixed wheels |
| SC | - All swivel wheels; add \$22 |

OPTIONS

Adjustable End post and Sockets
Adapts to KV, KH50 and KH51 series chair caddies. Allows end posts to be repositioned to prevent partial loads from shifting. Speciality #86.5002 for a KV caddy, and #86.5003 for a KH caddy for field-installable parts. Add #10 weight. Upcharge is \$47

Folding Chair Caddy Brake Kits
KV and KH folding chair caddies only. Kit adapts to swivel wheels only; for two wheels. Specify #09.0050
Upcharge is \$11



Folding Chair Storage and Accessories

Folding Chairs (Delivered Pricing)

Delivered Pricing	
\$	453
	501
	506
	554
	594
	642
\$	701
	747
	701
	747

SPECIAL SERVICES

Special Carton Marking

With specially marked information N/C

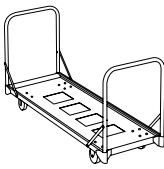
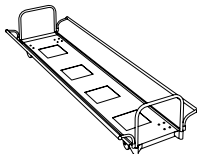
Shipping

Ships **assembled, FOB Bonduel, WI 54107, freight prepaid.** Freight class 85.

Specifications and prices are subject to change without prior notice.

Folding Chair Storage and Accessories

Folding Chairs (Freight Excluded Pricing)

			MODEL NUMBER			Approx. Packaged Weight
MODEL	Features		Basic Model	Frame Color	Base	
 CCAD	Vertical Storage Caddy <ul style="list-style-type: none">One-piece solid bed designAll steel construction4" wheels: 2 fixed, 3 swivel50 chair caddies have swivel wheel in bed centerBeige finish standard (other colors available at an upcharge)30" high from floor-empty; 44" high-loadedTablet arm chairs require double the space of non-tablet arm chairs	Adjustable Middle Post	KV25	<input type="checkbox"/> <input type="checkbox"/> <input type="checkbox"/>	<input type="checkbox"/> <input type="checkbox"/>	44.0#
			KV25A	<input type="checkbox"/> <input type="checkbox"/> <input type="checkbox"/>	<input type="checkbox"/> <input type="checkbox"/>	54.0#
			KV35	<input type="checkbox"/> <input type="checkbox"/> <input type="checkbox"/>	<input type="checkbox"/> <input type="checkbox"/>	52.0#
			KV35A	<input type="checkbox"/> <input type="checkbox"/> <input type="checkbox"/>	<input type="checkbox"/> <input type="checkbox"/>	62.0#
			KV50	<input type="checkbox"/> <input type="checkbox"/> <input type="checkbox"/>	<input type="checkbox"/> <input type="checkbox"/>	63.0#
			KV50A	<input type="checkbox"/> <input type="checkbox"/> <input type="checkbox"/>	<input type="checkbox"/> <input type="checkbox"/>	73.0#
	CONSULT GENERAL INFORMATION PAGE FOR APPROPRIATE CADDY FOR SELECTED CHAIRS.					
 CCAD	Horizontal Storage Caddy <ul style="list-style-type: none">One-piece solid bed designAll steel construction4" wheels: 2 fixed, 3 swivelSwivel wheel in bed centerModels for #100, #300 and #700 chairsBeige finish standard (others available at an upcharge)22" high from floor-empty; 24-1/2" high-loaded; 40-1/8" wide loadedTablet arm chairs require double the space of non-tablet arm chairs	Adjustable End Post	KH50	<input type="checkbox"/> <input type="checkbox"/> <input type="checkbox"/>	<input type="checkbox"/> <input type="checkbox"/>	68.0#
			KH50A	<input type="checkbox"/> <input type="checkbox"/> <input type="checkbox"/>	<input type="checkbox"/> <input type="checkbox"/>	78.0#
			KH51	<input type="checkbox"/> <input type="checkbox"/> <input type="checkbox"/>	<input type="checkbox"/> <input type="checkbox"/>	76.0#
			KH51A	<input type="checkbox"/> <input type="checkbox"/> <input type="checkbox"/>	<input type="checkbox"/> <input type="checkbox"/>	86.0#
	CONSULT GENERAL INFORMATION PAGE FOR APPROPRIATE CADDY FOR SELECTED CHAIRS.					

A B C

HOW TO ORDER

Indicate the following information on order form:

- Quantity of each item.
- Model number, including options. See "How To Build a Model Number".
- Any special service required.

Note:

- The ☐ indicates that a choice is required.
- The absence of the ☐ indicates that no choice is required.
- Alpha-numeric characters in place of ☐ indicate that no other alternatives are available.

HOW TO BUILD A MODEL NUMBER

- A** Select basic model.
- B** Select frame color.
Refer to the **KI Color Addendum** or **KI Fabrics & Finishes binder**
- C** Select base option.
- | | |
|-----------|--------------------------------|
| C | - Standard swivel/fixed wheels |
| SC | - All swivel wheels; add \$22 |

OPTIONS

Adjustable End post and Sockets
Adapts to KV, KH50 and KH51 series chair caddies. Allows end posts to be repositioned to prevent partial loads from shifting. Speciality #86.5002 for a KV caddy, and #86.5003 for a KH caddy; for field-installable parts. Add #10 weight. Upcharge is \$47

Folding Chair Caddy Brake Kits
KV and KH folding chair caddies only. Kit adapts to swivel wheels only; for two wheels. Specify #09.0050
Upcharge is \$11



Folding Chair Storage and Accessories

Folding Chairs (Freight Excluded Pricing)

Freight Excluded Pricing	
\$	358
	406
	400
	447
	466
	513
\$	549
	597
	549
	597

SPECIAL SERVICES

Special Carton Marking

With specially marked information N/C

Shipping

Ships **assembled, FOB Bonduel, WI 54107, freight excluded.** Freight class 85.

Specifications and prices are subject to change without prior notice.



Folding Chair Storage and Accessories

Folding Chairs (Delivered Pricing)

Delivered Pricing
\$ 1631

SPECIAL SERVICES

Special Carton Marking

With specially marked information N/C


Shipping

Ships **assembled, FOB Bonduel, WI 54107, freight prepaid.** Freight class 70.

Specifications and prices are subject to change without prior notice.

Folding Chair Storage and Accessories

Folding Chairs (Freight Excluded Pricing)

		MODEL NUMBER			Approx. Packaged Weight
		Basic Model	Frame Color	Base	
MODEL	Features				
 CCAD	Double-Tier Storage Caddy <ul style="list-style-type: none">Rectangular and square tubular steel constructionChairs suspended from tines5" wheels: 2 fixed, 2 swivelBeige finish standard (other colors available at an upcharge)67-7/8" high from floor, emptyNOTE: Cannot store tablet arm chairs	KDT84	<input type="checkbox"/> <input type="checkbox"/> <input type="checkbox"/>	<input type="checkbox"/> <input type="checkbox"/>	100.0#
	CONSULT GENERAL INFORMATION PAGE FOR APPROPRIATE CADDY FOR SELECTED CHAIRS.				
		A	B	C	

HOW TO ORDER

Indicate the following information on order form:

- 1. Quantity of each item.
- 2. Model number, including options. See "How To Build a Model Number".
- 3. Any special service required.

Note:

- The ☐ indicates that a choice is required.
- The absence of the ☐ indicates that no choice is required.
- Alpha-numeric characters in place of ☐ indicate that no other alternatives are available.

HOW TO BUILD A MODEL NUMBER

- A** Select basic model.
- B** Select frame color.
Refer to the **KI Color Addendum** or **KI Fabrics & Finishes binder**
- C** Select base option.

C	- Standard swivel/fixed wheels
SC	- All swivel wheels; add \$22



Folding Chair Storage and Accessories

Folding Chairs (Freight Excluded Pricing)

Freight
Excluded
Pricing

\$ 1284

SPECIAL SERVICES

Special Carton Marking

With specially marked information N/C





Shipping

Ships **assembled, FOB Bonduel, WI 54107, freight excluded.** Freight class 70.

Specifications and prices are subject to change without prior notice.

Folding Chair Storage and Accessories

Folding Chairs (Delivered Pricing)

			MODEL NUMBER		Approx. Packaged Weight
			Basic Model	Frame Color	
	Replacement Feet <ul style="list-style-type: none">High-impact polypropylene	100,300,700,734	53.6150.BE.I		0.0#
		100,300,700,734	53.6150.BL.I		0.0#
		100,300,700,734	53.6150.GR.I		0.0#
		100,300,700,734	06.0006.WH		0.0#
HRDPT					
	Replacement Feet <ul style="list-style-type: none">Rubber foot	100,300,700	06.0020.BE		0.0#
HRDPT					
	Ganging Clamp <ul style="list-style-type: none">RemovableFits 100, 300, and 700 chairs1 clamp per chair requiredWill not work on tablet arm chairs		85.1505	<input type="checkbox"/> <input type="checkbox"/> <input type="checkbox"/>	0.1#
HRDPT					
	Replacement Bumpers (Cap) <ul style="list-style-type: none">Plastic bumper fits into top end of rear leg above hinge	100,300,700	53.6154.BE.I		0.0#
		100,300,700	53.6154.BL.I		0.0#
		100,300,700	53.6154.GR.I		0.0#
		100,300,700	06.0050.WH		0.0#
HRDPT					

A

B

HOW TO ORDER

Indicate the following information on order form:

- Quantity of each item.
- Model number, including options. See “How To Build a Model Number”.
- Any special service required.

Note:

- The ☐ indicates that a choice is required.
- The absence of the ☐ indicates that no choice is required.
- Alpha-numeric characters in place of ☐ indicate that no other alternatives are available.

HOW TO BUILD A MODEL NUMBER

- A** Select basic model.
- B** Select frame color.
Refer to the **KI Color Addendum** or **KI Fabrics & Finishes binder**



Folding Chair Storage and Accessories

Folding Chairs (Delivered Pricing)

Delivered
Pricing

\$ 1

1

1

1

\$ 2

2

\$ 2

2

\$ 1

1

1

1

SPECIAL SERVICES

Special Carton Marking

With specially marked information N/C





Shipping

Ships **assembled, FOB Bonduel, WI 54107, freight prepaid.** Freight class 70.

Specifications and prices are subject to change without prior notice.

Folding Chair Storage and Accessories

Folding Chairs (Freight Excluded Pricing)

			MODEL NUMBER		Approx. Packaged Weight
			Basic Model	Frame Color	
	Replacement Feet <ul style="list-style-type: none">High-impact polypropylene	100,300,700,734	53.6150.BE.I		0.0#
		100,300,700,734	53.6150.BL.I		0.0#
		100,300,700,734	53.6150.GR.I		0.0#
		100,300,700,734	06.0006.WH		0.0#
HRDPT					
	Replacement Feet <ul style="list-style-type: none">Rubber foot	100,300,700	06.0020.BE		0.0#
HRDPT					
	Ganging Clamp <ul style="list-style-type: none">RemovableFits 100, 300, and 700 chairs1 clamp per chair requiredWill not work on tablet arm chairs		85.1505	<input type="checkbox"/> <input type="checkbox"/> <input type="checkbox"/>	0.1#
HRDPT					
	Replacement Bumpers (Cap) <ul style="list-style-type: none">Plastic bumper fits into top end of rear leg above hinge	100,300,700	53.6154.BE.I		0.0#
		100,300,700	53.6154.BL.I		0.0#
		100,300,700	53.6154.GR.I		0.0#
		100,300,700	06.0050.WH		0.0#
HRDPT					

A

B

HOW TO ORDER

Indicate the following information on order form:

- Quantity of each item.
- Model number, including options. See “How To Build a Model Number”.
- Any special service required.

Note:

- The ☐ indicates that a choice is required.
- The absence of the ☐ indicates that no choice is required.
- Alpha-numeric characters in place of ☐ indicate that no other alternatives are available.

HOW TO BUILD A MODEL NUMBER

- A** Select basic model.
- B** Select frame color.
Refer to the **KI Color Addendum** or **KI Fabrics & Finishes binder**



Folding Chair Storage and Accessories

Folding Chairs (Freight Excluded Pricing)

Freight Excluded Pricing	
\$	1
	1
	1
	1
\$	2
\$	2
\$	1
	1
	1
	1

SPECIAL SERVICES

Special Carton Marking

With specially marked information N/C

Shipping

Ships **assembled, FOB Bonduel, WI 54107, freight excluded.** Freight class 70.

Specifications and prices are subject to change without prior notice.

Industrial Adjustable Stools

General Information



Steel Seat Stool
(630)



Upholstered Seat Stool (618U)



Wood Seat Stool
(624WA)

Features			
Three height ranges available	•	•	•
Adjustable height legs optional	•	•	•
Masonite hardboard seat	•		
Wood seat			•
Casters			
Upholstered seat		•	
General Dimensions			
Seat height	18", 24", 30"	18" - 38"	19" - 39"
Seat diameter	14"	14"	14"
Base spread	15-1/2"	14"	15-1/4"

600 SERIES INDUSTRIAL STOOLS SPECIFICATIONS

Frames

Two leg sections of 18-gauge, 7/8" o.d. seam-welded tubular steel are crossed and welded together. Footring and leg frame are welded into a single unit. Footrings are 18-gauge, 5/8" o.d.; shaped for an enlarged weld area at point of contact with leg. Replaceable polyethylene feet.

Steel Seat

20-gauge die-formed steel pan with fully curled edges for strength and safety. 14" diameter. Tempered hardboard Masonite inset riveted into seat recess.

Upholstered Seat

20-gauge die-formed steel pan. 14" diameter. Replaceable 5/8" foam pad mounted to linerboard, fastened into seat recess with mechanical fasteners. Upholstered in vinyl.

Wood Seat

14" diameter, 1-1/4" hardwood (rubberwood) with clear lacquer finish. Attached to seat with screws.

Polypropylene Stool Seats

Injection-molded thermoplastic with integral rib construction for strength. 13" diameter. Color permeates throughout. White marks may occur at four spots on the front edge of seat but does not alter the structural integrity of the chair.

Nonstandard Steel Stool Seat Heights

Minimum order of 10 stools. Minimum height is 15". Specify standard model with next greater height than required.

Base Spreads

Base spread for 18" stools are 14"; 24" stools are 15-1/4"; 30" stools are 15-1/2".

Glides

Glides are available on standard or adjustable stools. Glides are optional on non-

adjustable stools.

Frame Finish

Baked-on, electrostatically-applied epoxy powder coating.



Industrial Adjustable Stools

General Information



**Steel Seat/Back Stool
(618B)**



**Upholstered Seat/Back Stool
(630BU)**



**Wood Seat/Back Stool
(624BW)**



**Polypropylene Seat Stool
(624P)**

Features

Three height ranges available	•	•	•	
Adjustable height legs optional	•	•	•	
Masonite hardboard seat	•			
Wood seat			•	
Upholstered seat		•		
Steel backrest	•		•	
Polypropylene seat				•
Upholstered backrest		•		

General Dimensions

Seat height	18" - 38"	18" - 38"	18" - 38"	18" - 38"
Seat diameter	14"	14"	14"	14"
Backrest height	13-3/8" - 15-3/8"	13-3/8" - 15-3/8"	13-3/8" - 15-3/8"	
Backrest width	11-3/4"	11-3/4"	11-3/4"	
Base spread	14"	15-1/2"	15-1/4"	15-1/4"

INFORMATION

Warranty

Refer to KI Terms & Conditions document or visit ki.com

Industrial Adjustable Stools

General Information



Upholstered Seat Stool
(830A)



Upholstered Seat/Back Stool
(830BA)



Upholstered Swivel Seat/Back Stool
(824SB)

Features			
Three height ranges available	•	•	
Adjustable height legs optional	•	•	
Masonite hardboard seat			
Upholstered seat	•	•	•
Steel backrest			
Upholstered backrest		•	•
General Dimensions			
Seat width			
Seat depth			
Seat height	19" - 39"	18" - 38"	24" - 28"
Seat diameter	14"	14"	14"
Backrest height from seat		13-3/8" - 15-3/8"	13-3/8" - 15-3/8"
Backrest width		11-3/4"	11-3/4"
Base spread	15-1/2"	15-1/2"	14-1/2"

800 SERIES INDUSTRIAL STOOLS SPECIFICATIONS

Frames

Two leg sections of 18-gauge, 7/8" o.d. seam-welded tubular steel are crossed and welded together. Footring and leg frame are welded into a single unit. Footrings are 18-gauge, 5/8" o.d. Footrings are shaped for an enlarged weld area at point of contact with leg. The 824SB footring is 19-gauge, 5/8" o.d tubular steel. Replaceable polyethylene feet.

Steel Backrest

18-gauge curved steel back with 6-gauge steel support. 2" height and 2" depth adjustment range.

Upholstered Backrest

18-gauge curved steel back with 6-gauge steel support. 5/8" foam pad upholstered in vinyl. Replaceable. 2" height and 2" depth adjustment range.

800 Series Steel Seat

Heavy-gauge die-formed steel pan, 14" diameter. 1-1/8" foam pad upholstered in vinyl, fastened to linerboard.

824SB Adjustable Height

Seat swivels 360°. Height adjustment is made by rotating a bell on a threaded post. It locks with a set screw. Self-leveling stainless steel capped nylon base glides.

Adjustable Legs

Nickel-plated telescoping leg section is drilled and tapped for set screw. The height range is 8" in 1" increments. Self-leveling stainless steel capped glides.

Base Spreads

Base spread are 13-1/2" (718); 15" (724); 15" (730); 14" (818); 14-1/2" (824); 15-1/2" (830).

Frame Finish

Baked-on, electrostatically-applied epoxy powder coating.



Industrial Adjustable Stools

General Information


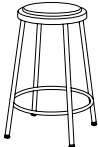
INFORMATION

Warranty

Refer to KI Terms & Conditions document
or visit ki.com

600 Series

Industrial Stools (Delivered Pricing)

			MODEL NUMBER					Approx. Packaged Weight
MODEL	Features	Basic Model	Frame Color	Fire Code	Upholstery Color	Feet/Bumper Color		
 600	Steel Rimmed Seat Stool	Fixed Height, 18"H	618	□□□			□□□	8.0#
	• Seam-welded tubular steel frame with steel seat pan	Adjustable Height, 19"-27"H	618A	□□□				11.0#
	• Fixed leg or adjustable height leg models available	Fixed Height, 24"H	624	□□□			□□□	10.0#
	• Fixed legs have polyethylene feet	Adjustable Height, 25"-33"H	624A	□□□				12.0#
	• Optional adjustable height legs have 8" range in 1" increments and have self-leveling glides	Fixed Height, 30"H	630	□□□			□□□	11.0#
	• Nickel-plated telescoping leg section locks with set screws	Adjustable Height, 31"-39"H	630A	□□□				13.0#
	• 14" diameter steel seat with tempered hardboard Masonite inset							
 600U	Upholstered Seat Stool	Fixed Height, 18"H	618U	□□□	□□□	□□□□□	□□□	8.0#
	• Seam-welded tubular steel frame with steel seat pan	Adjustable Height, 19"-27"H	618UA	□□□	□□□	□□□□□		11.0#
	• Fixed leg or adjustable height leg models available	Fixed Height, 24"H	624U	□□□	□□□	□□□□□	□□□	10.0#
	• Fixed legs have polyethylene feet	Adjustable Height, 25"-33"H	624UA	□□□	□□□	□□□□□		12.0#
	• Optional adjustable height legs have 8" range in 1" increments and have self-leveling glides	Fixed Height, 30"H	630U	□□□	□□□	□□□□□	□□□	11.0#
	• Nickel-plated telescoping leg section locks with set screws	Adjustable Height, 31"-39"H	630UA	□□□	□□□	□□□□□		13.0#
	• 14" diameter steel seat with upholstered seat pad							
			A	B	C	D	E	

HOW TO ORDER

Indicate the following information on order form:

- Quantity of each item.
- Model number, including options. See "How To Build a Model Number".
- Any special service required.

Note: • The □ indicates that a choice is required.

- The absence of the □ indicates that no choice is required.
- Alpha-numeric characters in place of □ indicate that no other alternatives are available.

HOW TO BUILD A MODEL NUMBER

A Select basic model.

B Select frame color.
Refer to the **KI Color Addendum** or **KI Fabrics & Finishes binder**

C Select fire code.
NFR - Compliance to TB 117-2013
FR - Compliance to TB 133

See Options for TB133 upcharge.

D Select upholstery grade/color.
Refer to the **KI Color Addendum** or **KI Fabrics & Finishes binder**.

E Select feet/bumper color.
Refer to color addendum at ki.com or KI Fabrics & Finishes binder.

OPTIONS

California TB133 Fire Safety Code

For California Technical Bulletin 133 compliant models, add the following upcharge:

Model = Upholstered
Added Lead Time=1 Week
Added List Price=\$9

Nonstandard Steel Stool Seat Height

Minimum order of 10 stools. Minimum height is 15". Specify: Standard model with next greater height than required. Add Cutting Upcharge=\$14 each

Steel Stool Adjustable Leg Components

600 Series Adjustable Legs: Installation by purchaser; includes four telescoping legs with self-leveling glides, set screws. The adjustable leg inserts ship with glides already attached.
Specify #13.0700.x \$25/Set of 4 legs

Industrial Stools (Delivered Pricing)

N/A	\$	83
N/A		106
N/A		91
N/A		112
N/A		97
N/A		116


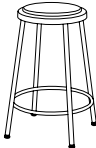
Special Carton Marking

Shipping
Ships **assembled, FOB Bonduel, WI 54107, freight prepaid.** Freight class 125. Adjustable legs and back require assembly.

Specifications and prices are subject to change without prior notice.

600 Series

Industrial Stools (Freight Excluded Pricing)

			MODEL NUMBER					Approx. Packaged Weight
MODEL	Features	Basic Model	Frame Color	Fire Code	Upholstery Color	Feet/Bumper Color		
 600	Steel Rimmed Seat Stool	Fixed Height, 18"H	618	□□□		□□□	8.0#	
	• Seam-welded tubular steel frame with steel seat pan	Adjustable Height, 19"-27"H	618A	□□□			11.0#	
	• Fixed leg or adjustable height leg models available	Fixed Height, 24"H	624	□□□		□□□	10.0#	
	• Fixed legs have polyethylene feet	Adjustable Height, 25"-33"H	624A	□□□			12.0#	
	• Optional adjustable height legs have 8" range in 1" increments and have self-leveling glides	Fixed Height, 30"H	630	□□□		□□□	11.0#	
	• Nickel-plated telescoping leg section locks with set screws	Adjustable Height, 31"-39"H	630A	□□□			13.0#	
	• 14" diameter steel seat with tempered hardboard Masonite inset							
 600U	Upholstered Seat Stool	Fixed Height, 18"H	618U	□□□	□□□	□□□□□	□□□	8.0#
	• Seam-welded tubular steel frame with steel seat pan	Adjustable Height, 19"-27"H	618UA	□□□	□□□	□□□□□		11.0#
	• Fixed leg or adjustable height leg models available	Fixed Height, 24"H	624U	□□□	□□□	□□□□□	□□□	10.0#
	• Fixed legs have polyethylene feet	Adjustable Height, 25"-33"H	624UA	□□□	□□□	□□□□□		12.0#
	• Optional adjustable height legs have 8" range in 1" increments and have self-leveling glides	Fixed Height, 30"H	630U	□□□	□□□	□□□□□	□□□	11.0#
	• Nickel-plated telescoping leg section locks with set screws	Adjustable Height, 31"-39"H	630UA	□□□	□□□	□□□□□		13.0#
	• 14" diameter steel seat with upholstered seat pad							
			A	B	C	D	E	

HOW TO ORDER

Indicate the following information on order form:

- Quantity of each item.
- Model number, including options. See "How To Build a Model Number".
- Any special service required.

Note:

- The □ indicates that a choice is required.
- The absence of the □ indicates that no choice is required.
- Alpha-numeric characters in place of □ indicate that no other alternatives are available.

HOW TO BUILD A MODEL NUMBER

- A** Select basic model.
- B** Select frame color.
Refer to the **KI Color Addendum** or **KI Fabrics & Finishes binder**
- C** Select fire code.
NFR - Compliance to TB 117-2013
FR - Compliance to TB 133

See Options for TB133 upcharge.
- D** Select upholstery grade/color.
Refer to the **KI Color Addendum** or **KI Fabrics & Finishes binder**.
- E** Select feet/bumper color.
Refer to color addendum at ki.com or KI Fabrics & Finishes binder.

OPTIONS

California TB133 Fire Safety Code
For California Technical Bulletin 133 compliant models, add the following upcharge:
Model = Upholstered
Added Lead Time=1 Week
Added List Price=\$9

Nonstandard Steel Stool Seat Height
Minimum order of 10 stools. Minimum height is 15". Specify: Standard model with next greater height than required. Add Cutting Upcharge=\$14 each

Steel Stool Adjustable Leg Components
600 Series Adjustable Legs: Installation by purchaser; includes four telescoping legs with self-leveling glides, set screws. The adjustable leg inserts ship with glides already attached.
Specify #13.0700.x \$25/Set of 4 legs




Industrial Stools (Freight Excluded Pricing)

N/A	\$	67
N/A		86
N/A		72
N/A		89
N/A		76
N/A		92

Specifications and prices are subject to change without prior notice.

600 Series

Industrial Stools (Delivered Pricing)

			MODEL NUMBER					Approx. Packaged Weight
MODEL	Features	Basic Model	Frame Color	Fire Code	Upholstery Color	Feet/Bumper Color		
 600	Wood Seat <ul style="list-style-type: none">Seam-welded tubular steel frame with steel seat panFixed legs have polyethylene feetOptional adjustable height legs have 8" range in 1" increments and have self-leveling glidesNickel-plated telescoping leg section locks with set screws14" diameter, 1-1/4" rubberwood seat with clear lacquer finish	Fixed Height, 18"H	618W	□□□			□□□	16.0#
	Adjustable Height, 19"-27"H	618WA	□□□					18.0#
	Fixed Height, 24"H	624W	□□□				□□□	17.0#
	Adjustable Height, 25"-33"H	624WA	□□□					19.0#
	Fixed Height, 30"H	630W	□□□				□□□	18.0#
	Adjustable Height, 31"-39"H	630WA	□□□					20.0#
 600	Steel Rimmed Seat/Backrest <ul style="list-style-type: none">Seam-welded tubular steel frame with steel seat panFixed legs have polyethylene feetOptional adjustable height legs have 8" range in 1" increments and have self-leveling glidesNickel-plated telescoping leg section locks with set screws14" diameter steel seat with tempered hardboard Masonite insetSteel backrest with 2" vertical and 2" horizontal adjustment	Fixed Height, 18"H	618B	□□□			□□□	15.0#
	Adjustable Height, 19"-27"H	618BA	□□□					17.0#
	Fixed Height, 24"H	624B	□□□				□□□	16.0#
	Adjustable Height, 25"-33"H	624BA	□□□					18.0#
	Fixed Height, 30"H	630B	□□□				□□□	17.0#
	Adjustable Height, 31"-39"H	630BA	□□□					19.0#
 600U	Upholstered Seat/Backrest <ul style="list-style-type: none">Seam-welded tubular steel frame with steel seat panFixed legs have polyethylene feetOptional adjustable height legs have 8" range in 1" increments and have self-leveling glidesNickel-plated telescoping leg section locks with set screws14" diameter steel seat with vinyl upholstered seat and back padsBackrest with 2" vertical and 2" horizontal adjustment	Fixed Height, 18"H	618BU	□□□	□□□	□□□□□	□□□	14.0#
	Adjustable Height, 19"-27"H	618BUA	□□□	□□□	□□□□□			16.0#
	Fixed Height, 24"H	624BU	□□□	□□□	□□□□□	□□□		16.0#
	Adjustable Height, 25"-33"H	624BUA	□□□	□□□	□□□□□			18.0#
	Fixed Height, 30"H	630BU	□□□	□□□	□□□□□	□□□		16.0#
	Adjustable Height, 31"-39"H	630BUA	□□□	□□□	□□□□□			18.0#
			A	B	C	D	E	

HOW TO ORDER

Indicate the following information on order form:

- Quantity of each item.
- Model number, including options. See "How To Build a Model Number".
- Any special service required.

Note: • The □ indicates that a choice is required.

- The absence of the □ indicates that no choice is required.
- Alpha-numeric characters in place of □ indicate that no other alternatives are available.

HOW TO BUILD A MODEL NUMBER

A Select basic model.

B Select frame color.
Refer to the **KI Color Addendum** or **KI Fabrics & Finishes binder**

C Select fire code.
NFR - Compliance to TB 117-2013
FR - Compliance to TB 133

See Options for TB133 upcharge.

D Select upholstery grade/color.
Refer to the **KI Color Addendum** or **KI Fabrics & Finishes binder**.

E Select feet/bumper color.
Refer to color addendum at ki.com or KI Fabrics & Finishes binder.

OPTIONS

California TB133 Fire Safety Code

For California Technical Bulletin 133 compliant models, add the following upcharge:

Model = Upholstered
Added Lead Time=1 Week
Added List Price=\$9

Nonstandard Steel Stool Seat Height

Minimum order of 10 stools. Minimum height is 15". Specify: Standard model with next greater height than required. Add Cutting Upcharge=\$14 each

Steel Stool Adjustable Leg Components

600 Series Adjustable Legs: Installation by purchaser; includes four telescoping legs with self-leveling glides, set screws. The adjustable leg inserts ship with glides already attached.
Specify #13.0700.x \$25/Set of 4 legs



600 Series

Industrial Stools (Delivered Pricing)

Delivered Pricing Unupholstered		Delivered Pricing Vinyl Group 1 & C.O.V.
\$	116	
	149	
	124	
	151	
	124	
	155	
\$	110	
	132	
	114	
	139	
	126	
	157	
	N/A	\$ 123
	N/A	151
	N/A	134
	N/A	156
	N/A	155
	N/A	182

SPECIAL SERVICES

Special Carton Marking

With specially marked information N/C




Shipping

Ships **assembled, FOB Bonduel, WI 54107, freight prepaid.** Freight class 125. Adjustable legs and back require assembly.

Specifications and prices are subject to change without prior notice.

600 Series

Industrial Stools (Freight Excluded Pricing)

			MODEL NUMBER					Approx. Packaged Weight
MODEL	Features	Basic Model	Frame Color	Fire Code	Upholstery Color	Feet/Bumper Color		
 600	Wood Seat	Fixed Height, 18"H	618W	□□□			□□□	16.0#
	• Seam-welded tubular steel frame with steel seat pan	Adjustable Height, 19"-27"H	618WA	□□□				18.0#
	• Fixed legs have polyethylene feet	Fixed Height, 24"H	624W	□□□			□□□	17.0#
	• Optional adjustable height legs have 8" range in 1" increments and have self-leveling glides	Adjustable Height, 25"-33"H	624WA	□□□				19.0#
	• Nickel-plated telescoping leg section locks with set screws	Fixed Height, 30"H	630W	□□□			□□□	18.0#
	• 14" diameter, 1-1/4" rubberwood seat with clear lacquer finish	Adjustable Height, 31"-39"H	630WA	□□□				20.0#
 600	Steel Rimmed Seat/Backrest	Fixed Height, 18"H	618B	□□□			□□□	15.0#
	• Seam-welded tubular steel frame with steel seat pan	Adjustable Height, 19"-27"H	618BA	□□□				17.0#
	• Fixed legs have polyethylene feet	Fixed Height, 24"H	624B	□□□			□□□	16.0#
	• Optional adjustable height legs have 8" range in 1" increments and have self-leveling glides	Adjustable Height, 25"-33"H	624BA	□□□				18.0#
	• Nickel-plated telescoping leg section locks with set screws	Fixed Height, 30"H	630B	□□□			□□□	17.0#
	• 14" diameter steel seat with tempered hardboard Masonite inset	Adjustable Height, 31"-39"H	630BA	□□□				19.0#
	• Steel backrest with 2" vertical and 2" horizontal adjustment							
 600U	Upholstered Seat/Backrest	Fixed Height, 18"H	618BU	□□□	□□□	□□□□□	□□□	14.0#
	• Seam-welded tubular steel frame with steel seat pan	Adjustable Height, 19"-27"H	618BUA	□□□	□□□	□□□□□		16.0#
	• Fixed legs have polyethylene feet	Fixed Height, 24"H	624BU	□□□	□□□	□□□□□	□□□	16.0#
	• Optional adjustable height legs have 8" range in 1" increments and have self-leveling glides	Adjustable Height, 25"-33"H	624BUA	□□□	□□□	□□□□□		18.0#
	• Nickel-plated telescoping leg section locks with set screws	Fixed Height, 30"H	630BU	□□□	□□□	□□□□□	□□□	16.0#
	• 14" diameter steel seat with vinyl upholstered seat and back pads	Adjustable Height, 31"-39"H	630BUA	□□□	□□□	□□□□□		18.0#
	• Backrest with 2" vertical and 2" horizontal adjustment							
			A	B	C	D	E	

HOW TO ORDER

Indicate the following information on order form:

- Quantity of each item.
- Model number, including options. See "How To Build a Model Number".
- Any special service required.

Note:

- The □ indicates that a choice is required.
- The absence of the □ indicates that no choice is required.
- Alpha-numeric characters in place of □ indicate that no other alternatives are available.

HOW TO BUILD A MODEL NUMBER

- A** Select basic model.
- B** Select frame color.
Refer to the **KI Color Addendum** or **KI Fabrics & Finishes binder**
- C** Select fire code.
NFR - Compliance to TB 117-2013
FR - Compliance to TB 133

See Options for TB133 upcharge.
- D** Select upholstery grade/color.
Refer to the **KI Color Addendum** or **KI Fabrics & Finishes binder**.
- E** Select feet/bumper color.
Refer to color addendum at ki.com or KI Fabrics & Finishes binder.

OPTIONS

California TB133 Fire Safety Code
For California Technical Bulletin 133 compliant models, add the following upcharge:
Model = Upholstered
Added Lead Time=1 Week
Added List Price=\$9

Nonstandard Steel Stool Seat Height
Minimum order of 10 stools. Minimum height is 15". Specify: Standard model with next greater height than required. Add Cutting Upcharge=\$14 each

Steel Stool Adjustable Leg Components
600 Series Adjustable Legs: Installation by purchaser; includes four telescoping legs with self-leveling glides, set screws. The adjustable leg inserts ship with glides already attached.
Specify #13.0700.x \$25/Set of 4 legs



600 Series

Industrial Stools (Freight Excluded Pricing)

Freight Excluded Pricing Unupholstered	Freight Excluded Pricing Vinyl Group 1 & C.O.V.
\$ 89	
116	
95	
120	
96	
123	
\$ 84	
99	
89	
107	
107	
127	
N/A	\$ 99
N/A	118
N/A	107
N/A	122
N/A	127
N/A	150

SPECIAL SERVICES

Special Carton Marking

With specially marked information N/C



Shipping

Ships **assembled, FOB Bonduel, WI 54107, freight excluded.** Freight class 125. Adjustable legs and back require assembly.

Specifications and prices are subject to change without prior notice.

600 Series

Industrial Stools (Delivered Pricing)

			MODEL NUMBER				Approx. Packaged Weight
MODEL	Features	Basic Model	Frame Color	Seat Color	Feet/Bumper Color		
	Wood Seat/Backrest Stool	Fixed Height, 18"H	618BW	<input type="checkbox"/> <input type="checkbox"/> <input type="checkbox"/>	<input type="checkbox"/> <input type="checkbox"/> <input type="checkbox"/>	16.0#	
	• Seam-welded tubular steel frame with steel seat pan	Adjustable Height, 19"-27"H	618BWA	<input type="checkbox"/> <input type="checkbox"/> <input type="checkbox"/>		18.0#	
	• Enamel frame	Fixed Height, 24"H	624BW	<input type="checkbox"/> <input type="checkbox"/> <input type="checkbox"/>	<input type="checkbox"/> <input type="checkbox"/> <input type="checkbox"/>	17.0#	
	• Fixed legs have polyethylene feet	Adjustable Height, 25"-33"H	624BWA	<input type="checkbox"/> <input type="checkbox"/> <input type="checkbox"/>		19.0#	
	• Optional adjustable height legs have 8" range in 1" increments and have self-leveling glides	Fixed Height, 30"H	630BW	<input type="checkbox"/> <input type="checkbox"/> <input type="checkbox"/>	<input type="checkbox"/> <input type="checkbox"/> <input type="checkbox"/>	18.0#	
	• Nickel-plated telescoping leg section locks with set screws	Adjustable Height, 31"-39"H	630BWA	<input type="checkbox"/> <input type="checkbox"/> <input type="checkbox"/>		20.0#	
	• 14" diameter, 1-1/4" rubberwood seat with clear lacquer finish						
	• Steel backrest with 2" vertical and 2" horizontal adjustment						
	Polypropylene Seat	Fixed Height, 18"H	618P	<input type="checkbox"/> <input type="checkbox"/> <input type="checkbox"/>	<input type="checkbox"/> <input type="checkbox"/> <input type="checkbox"/>	16.0#	
	• Seam-welded tubular steel frame with steel seat pan	Adjustable Height, 19"-27"H	618PA	<input type="checkbox"/> <input type="checkbox"/> <input type="checkbox"/>	<input type="checkbox"/> <input type="checkbox"/> <input type="checkbox"/>	18.0#	
	• Enamel frame	Fixed Height, 24"H	624P	<input type="checkbox"/> <input type="checkbox"/> <input type="checkbox"/>	<input type="checkbox"/> <input type="checkbox"/> <input type="checkbox"/>	17.0#	
	• Fixed legs have polyethylene feet	Adjustable Height, 25"-33"H	624PA	<input type="checkbox"/> <input type="checkbox"/> <input type="checkbox"/>	<input type="checkbox"/> <input type="checkbox"/> <input type="checkbox"/>	19.0#	
	• Optional adjustable height legs have 8" range in 1" increments and have self-leveling glides	Fixed Height, 30"H	630P	<input type="checkbox"/> <input type="checkbox"/> <input type="checkbox"/>	<input type="checkbox"/> <input type="checkbox"/> <input type="checkbox"/>	18.0#	
	• Nickel-plated telescoping leg section locks with set screws	Adjustable Height, 31"-39"H	630PA	<input type="checkbox"/> <input type="checkbox"/> <input type="checkbox"/>	<input type="checkbox"/> <input type="checkbox"/> <input type="checkbox"/>	20.0#	
	• 13" diameter polypropylene seat attaches to steel mounting plate which is welded to legs						
			A	B	C	D	

HOW TO ORDER

Indicate the following information on order form:

- Quantity of each item.
- Model number, including options. See "How To Build a Model Number".
- Any special service required.

Note:

- The ☐ indicates that a choice is required.
- The absence of the ☐ indicates that no choice is required.
- Alpha-numeric characters in place of ☐ indicate that no other alternatives are available.

HOW TO BUILD A MODEL NUMBER

- A** Select basic model.
- B** Select frame color.
Refer to the [KI Color Addendum](#) or [KI Fabrics & Finishes binder](#)
- C** Select seat color.
Refer to the [KI Color Addendum](#) or [KI Fabrics & Finishes binder](#).
- D** Select feet/bumper color.
Refer to color addendum at [ki.com](#) or KI Fabrics & Finishes binder.

OPTIONS

Nonstandard Steel Stool Seat Height
Minimum order of 10 stools. Minimum height is 15". Specify: Standard model with next greater height than required. Add Cutting Upcharge=\$14 each

Steel Stool Adjustable Leg Components
600 Series Adjustable Legs: Installation by purchaser; includes four telescoping legs with self-leveling glides, set screws. The adjustable leg inserts ship with glides already attached.
Specify #13.0700.x \$25/Set of 4 legs



600 Series
Industrial Stools (Delivered Pricing)

Delivered Pricing	
\$	170
	201
	180
	195
	161
	193
\$	86
	118
	90
	120
	94
	128

SPECIAL SERVICES

Special Carton Marking

With specially marked information N/C

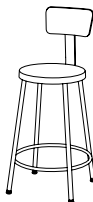

Shipping

Ships **assembled, FOB Bonduel, WI 54107, freight prepaid.** Freight class 125. Adjustable legs and back require assembly.

Specifications and prices are subject to change without prior notice.

600 Series

Industrial Stools (Freight Excluded Pricing)

			MODEL NUMBER				
MODEL		Features	Basic Model	Frame Color	Seat Color	Feet/Bumper Color	Approx. Packaged Weight
	Wood Seat/Backrest Stool <ul style="list-style-type: none">Seam-welded tubular steel frame with steel seat panEnamel frameFixed legs have polyethylene feetOptional adjustable height legs have 8" range in 1" increments and have self-leveling glidesNickel-plated telescoping leg section locks with set screws14" diameter, 1-1/4" rubberwood seat with clear lacquer finishSteel backrest with 2" vertical and 2" horizontal adjustment	Fixed Height, 18"H	618BW	<input type="checkbox"/> <input type="checkbox"/> <input type="checkbox"/>		<input type="checkbox"/> <input type="checkbox"/> <input type="checkbox"/>	16.0#
		Adjustable Height, 19"-27"H	618BWA	<input type="checkbox"/> <input type="checkbox"/> <input type="checkbox"/>			18.0#
		Fixed Height, 24"H	624BW	<input type="checkbox"/> <input type="checkbox"/> <input type="checkbox"/>		<input type="checkbox"/> <input type="checkbox"/> <input type="checkbox"/>	17.0#
		Adjustable Height, 25"-33"H	624BWA	<input type="checkbox"/> <input type="checkbox"/> <input type="checkbox"/>			19.0#
		Fixed Height, 30"H	630BW	<input type="checkbox"/> <input type="checkbox"/> <input type="checkbox"/>		<input type="checkbox"/> <input type="checkbox"/> <input type="checkbox"/>	18.0#
		Adjustable Height, 31"-39"H	630BWA	<input type="checkbox"/> <input type="checkbox"/> <input type="checkbox"/>			20.0#
	Polypropylene Seat <ul style="list-style-type: none">Seam-welded tubular steel frame with steel seat panEnamel frameFixed legs have polyethylene feetOptional adjustable height legs have 8" range in 1" increments and have self-leveling glidesNickel-plated telescoping leg section locks with set screws13" diameter polypropylene seat attaches to steel mounting plate which is welded to legs	Fixed Height, 18"H	618P	<input type="checkbox"/> <input type="checkbox"/> <input type="checkbox"/>	<input type="checkbox"/> <input type="checkbox"/> <input type="checkbox"/>	<input type="checkbox"/> <input type="checkbox"/> <input type="checkbox"/>	16.0#
		Adjustable Height, 19"-27"H	618PA	<input type="checkbox"/> <input type="checkbox"/> <input type="checkbox"/>	<input type="checkbox"/> <input type="checkbox"/> <input type="checkbox"/>		18.0#
		Fixed Height, 24"H	624P	<input type="checkbox"/> <input type="checkbox"/> <input type="checkbox"/>	<input type="checkbox"/> <input type="checkbox"/> <input type="checkbox"/>	<input type="checkbox"/> <input type="checkbox"/> <input type="checkbox"/>	17.0#
		Adjustable Height, 25"-33"H	624PA	<input type="checkbox"/> <input type="checkbox"/> <input type="checkbox"/>	<input type="checkbox"/> <input type="checkbox"/> <input type="checkbox"/>		19.0#
		Fixed Height, 30"H	630P	<input type="checkbox"/> <input type="checkbox"/> <input type="checkbox"/>	<input type="checkbox"/> <input type="checkbox"/> <input type="checkbox"/>	<input type="checkbox"/> <input type="checkbox"/> <input type="checkbox"/>	18.0#
		Adjustable Height, 31"-39"H	630PA	<input type="checkbox"/> <input type="checkbox"/> <input type="checkbox"/>	<input type="checkbox"/> <input type="checkbox"/> <input type="checkbox"/>		20.0#
			A	B	C	D	

HOW TO ORDER

Indicate the following information on order form:

- Quantity of each item.
- Model number, including options. See "How To Build a Model Number".
- Any special service required.

Note:

- The ☐ indicates that a choice is required.
- The absence of the ☐ indicates that no choice is required.
- Alpha-numeric characters in place of ☐ indicate that no other alternatives are available.

HOW TO BUILD A MODEL NUMBER

- A** Select basic model.
- B** Select frame color.
Refer to the **KI Color Addendum** or **KI Fabrics & Finishes binder**
- C** Select seat color.
Refer to the **KI Color Addendum** or **KI Fabrics & Finishes binder**.
- D** Select feet/bumper color.
Refer to color addendum at ki.com or KI Fabrics & Finishes binder.

OPTIONS

Nonstandard Steel Stool Seat Height
Minimum order of 10 stools. Minimum height is 15". Specify: Standard model with next greater height than required. Add Cutting Upcharge=\$14 each

Steel Stool Adjustable Leg Components
600 Series Adjustable Legs: Installation by purchaser; includes four telescoping legs with self-leveling glides, set screws. The adjustable leg inserts ship with glides already attached.
Specify #13.0700.x \$25/Set of 4 legs



600 Series

Industrial Stools (Freight Excluded Pricing)

Freight Excluded Pricing	
\$	132
	149
	139
	151
	126
	154
\$	66
	96
	70
	99
	73
	107

SPECIAL SERVICES

Special Carton Marking

With specially marked information N/C


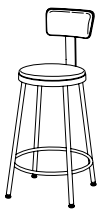

Shipping

Ships **assembled, FOB Bonduel, WI 54107, freight excluded.** Freight class 125. Adjustable legs and back require assembly.

Specifications and prices are subject to change without prior notice.

800 Series

Industrial Stools (Delivered Pricing)

			MODEL NUMBER					Approx. Packaged Weight
MODEL	Features	Basic Model	Frame Color	TB133	Upholstery Color	Feet/Bumper Color		
 800U	Upholstered Seat Stool	Fixed, 18"H	818	□□□	□□□	□□□□□	□□□	9.0#
	• Seam-welded tubular steel frame with steel seat pan	Adjustable, 19"-27"H	818A	□□□	□□□	□□□□□		11.0#
	• Enamel frame	Fixed, 24"H	824	□□□	□□□	□□□□□	□□□	10.0#
	• Adjustable height legs have 8" range in 1" increments and have self-leveling glides	Adjustable, 25"-33"H	824A	□□□	□□□	□□□□□		12.0#
	• Nickel-plated telescoping leg section locks with set screws	Fixed, 30"H	830	□□□	□□□	□□□□□	□□□	12.0#
	• 14" diameter seat	Adjustable, 31"-39"H	830A	□□□	□□□	□□□□□		14.0#
	• Foam cushioned seat upholstered in vinyl upholstery							
 800U	Upholstered Seat/Backrest	Fixed, 18"H	818B	□□□	□□□	□□□□□	□□□	15.0#
	• Seam-welded tubular steel frame with steel seat pan	Adjustable, 19"-27"H	818BA	□□□	□□□	□□□□□		17.0#
	• Enamel frame	Fixed, 24"H	824B	□□□	□□□	□□□□□	□□□	16.0#
	• Fixed legs have polyethylene feet	Adjustable, 25"-33"H	824BA	□□□	□□□	□□□□□		18.0#
	• Adjustable height legs have 8" range in 1" increments and have self-leveling glides	Fixed, 30"H	830B	□□□	□□□	□□□□□	□□□	18.0#
	• Nickel-plated telescoping leg section locks with set screws	Adjustable, 31"-39"H	830BA	□□□	□□□	□□□□□		20.0#
	• 14" diameter seat							
• Foam cushioned seat and backrest upholstered in vinyl upholstery								
• Backrest has 2" vertical and 2" horizontal adjustment								
 800U	Upholstered Swivel Seat/Backrest Stool	Upholstered, 24"-28"H	824SB	□□□	□□□	□□□□□		21.0#
	• Seam-welded tubular steel frame with steel seat pan							
	• Enamel frame							
	• 14" diameter seat							
	• Foam cushioned seat and backrest upholstered in vinyl upholstery							
	• Backrest has 2" vertical and 2" horizontal adjustment							
	• 360° swivel seat, height locks with seat screw							
• Self-leveling glides								
			A	B	C	D	E	

HOW TO ORDER

Indicate the following information on order form:

- Quantity of each item.
- Model number, including options. See "How To Build a Model Number".
- Any special service required.

Note: • The □ indicates that a choice is required.

- The absence of the □ indicates that no choice is required.
- Alpha-numeric characters in place of □ indicate that no other alternatives are available.

HOW TO BUILD A MODEL NUMBER

A Select basic model.

B Select frame color.
Refer to the **KI Color Addendum** or **KI Fabrics & Finishes binder**

C Select fire code.
NFR - Compliance to TB 117-2013
FR - Compliance to TB 133

See Options for TB133 upcharge.

D Select upholstery grade/color.
Refer to the **KI Color Addendum** or **KI Fabrics & Finishes binder**.

E Select feet/bumper color.
Refer to color addendum at ki.com or KI Fabrics & Finishes binder.

OPTIONS

California TB133 Fire Safety Code

For California Technical Bulletin 133 compliant models, add the following upcharge:

Model = Upholstered
Added Lead Time=1 Week
Added List Price=\$12

Nonstandard Steel Stool Seat Height

Minimum order of 10 stools. Minimum height is 15". Specify: Standard model with next greater height than required. Add Cutting Upcharge=\$14 each

Steel Stool Adjustable Leg Components

800 Series Adjustable Legs: May be added to any stool except 828SB. Installation by purchaser; includes four telescoping legs with self-leveling glides, set screws. The adjustable leg inserts ship with glides already attached.
Specify #13.0700.x \$25/Set of 4 legs



800 Series
Industrial Stools (Delivered Pricing)

Delivered Pricing Vinyl Group 1 & C.O.V.	
\$	122
	147
	128
	157
	134
	155
\$	161
	190
	172
	195
	172
	199
\$	157

SPECIAL SERVICES

Special Carton Marking

With specially marked information N/C


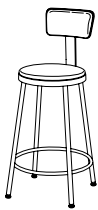

Shipping

Ships **knocked down, FOB Bonduel, WI 54107, freight prepaid.** Freight class 125.

Specifications and prices are subject to change without prior notice.

800 Series

Industrial Stools (Freight Excluded Pricing)

			MODEL NUMBER					Approx. Packaged Weight
MODEL	Features	Basic Model	Frame Color	TB133	Upholstery Color	Feet/Bumper Color		
 800U	Upholstered Seat Stool	Fixed, 18"H	818	□□□	□□□	□□□□□	□□□	9.0#
	• Seam-welded tubular steel frame with steel seat pan	Adjustable, 19"-27"H	818A	□□□	□□□	□□□□□		11.0#
	• Enamel frame	Fixed, 24"H	824	□□□	□□□	□□□□□	□□□	10.0#
	• Adjustable height legs have 8" range in 1" increments and have self-leveling glides	Adjustable, 25"-33"H	824A	□□□	□□□	□□□□□		12.0#
	• Nickel-plated telescoping leg section locks with set screws	Fixed, 30"H	830	□□□	□□□	□□□□□	□□□	12.0#
	• 14" diameter seat	Adjustable, 31"-39"H	830A	□□□	□□□	□□□□□		14.0#
	• Foam cushioned seat upholstered in vinyl upholstery							
 800U	Upholstered Seat/Backrest	Fixed, 18"H	818B	□□□	□□□	□□□□□	□□□	15.0#
	• Seam-welded tubular steel frame with steel seat pan	Adjustable, 19"-27"H	818BA	□□□	□□□	□□□□□		17.0#
	• Enamel frame	Fixed, 24"H	824B	□□□	□□□	□□□□□	□□□	16.0#
	• Fixed legs have polyethylene feet	Adjustable, 25"-33"H	824BA	□□□	□□□	□□□□□		18.0#
	• Adjustable height legs have 8" range in 1" increments and have self-leveling glides	Fixed, 30"H	830B	□□□	□□□	□□□□□	□□□	18.0#
	• Nickel-plated telescoping leg section locks with set screws	Adjustable, 31"-39"H	830BA	□□□	□□□	□□□□□		20.0#
	• 14" diameter seat							
• Foam cushioned seat and backrest upholstered in vinyl upholstery								
• Backrest has 2" vertical and 2" horizontal adjustment								
 800U	Upholstered Swivel Seat/Backrest Stool	Upholstered, 24"-28"H	824SB	□□□	□□□	□□□□□		21.0#
	• Seam-welded tubular steel frame with steel seat pan							
	• Enamel frame							
	• 14" diameter seat							
	• Foam cushioned seat and backrest upholstered in vinyl upholstery							
	• Backrest has 2" vertical and 2" horizontal adjustment							
	• 360° swivel seat, height locks with seat screw							
• Self-leveling glides								
			A	B	C	D	E	

HOW TO ORDER

Indicate the following information on order form:

- Quantity of each item.
- Model number, including options. See "How To Build a Model Number".
- Any special service required.

Note: • The □ indicates that a choice is required.

- The absence of the □ indicates that no choice is required.
- Alpha-numeric characters in place of □ indicate that no other alternatives are available.

HOW TO BUILD A MODEL NUMBER

A Select basic model.

B Select frame color.
Refer to the **KI Color Addendum** or **KI Fabrics & Finishes binder**

C Select fire code.
NFR - Compliance to TB 117-2013
FR - Compliance to TB 133

See Options for TB133 upcharge.

D Select upholstery grade/color.
Refer to the **KI Color Addendum** or **KI Fabrics & Finishes binder**.

E Select feet/bumper color.
Refer to color addendum at ki.com or KI Fabrics & Finishes binder.

OPTIONS

California TB133 Fire Safety Code

For California Technical Bulletin 133 compliant models, add the following upcharge:

Model = Upholstered
Added Lead Time=1 Week
Added List Price=\$12

Nonstandard Steel Stool Seat Height

Minimum order of 10 stools. Minimum height is 15". Specify: Standard model with next greater height than required. Add Cutting Upcharge=\$14 each

Steel Stool Adjustable Leg Components

800 Series Adjustable Legs: May be added to any stool except 828SB. Installation by purchaser; includes four telescoping legs with self-leveling glides, set screws. The adjustable leg inserts ship with glides already attached.
Specify #13.0700.x \$25/Set of 4 legs



800 Series
Industrial Stools (Freight Excluded Pricing)

Freight Excluded Pricing Vinyl Group 1 & C.O.V.	
\$	101
	120
	107
	134
	110
	127
\$	134
	153
	140
	160
	143
	160
\$	128

SPECIAL SERVICES

Special Carton Marking

With specially marked information N/C

Shipping

Ships **knocked down, FOB Bonduel, WI 54107, freight excluded** Freight class 125.

Specifications and prices are subject to change without prior notice.

Medical and Laboratory

General Information



	KICL12	KICL13	KICL14	KICL15
Features				
Upholstered seat	•	•	•	•
Casters	•	•	•	•
Pneumatic seat height adjustment	•	•	•	•
General Dimensions				
Seat height	16" - 21"	22" - 32"	16" - 21"	16" - 21"
Overall height	16" - 21"	22" - 32"	16" - 21"	28" - 36"
Seat diameter	16"	16"	16"	16"
Back size				13"W x 9"H
Overall width	19"	19"	19"	25"

SPECIFICATIONS

Medical & Laboratory Stools are shipped unassembled.

Upholstered Seat

The seat has a unibody molded 2-1/2" HR foam on plywood.

Pneumatic Ring

The KICL12 and KICL13 stools offer height adjustment with a pneumatic 360-degree, hand-activated ring. The KICL14 and KICL15 stools offer height adjustment with a pneumatic 360-degree, foot-activated ring.

Pneumatic Cylinder

Cylinders have a 5" range, except the KICL13 stool which has a 10" range.

Base

The KICL12, KICL13, and KICL14 have a 20" base. The KICL15 has a 24" base. All bases are die-cast aluminum with a chrome finish.

Casters

All stools have safety soft casters.

INFORMATION

C.O.M. Testing and Production

Requirements

Not all materials are suitable for upholstering this product. A 1 yd. x 54" sample must be submitted and approved prior to acceptance of an order. If the fabric is directional in pattern or weave, the direction must be indicated on the submitted sample, and additional yardage may be requested.

Test samples must be sent to:

KICL
Attn: C.O.M. Department
1110 S. Mildred Ave.
Ontario, CA 91761

Fabric Disclaimer

Fabric will be applied as swatched by the fabric manufacturer. Fabric that is required

to be applied differently than is swatched will need a Special Cost Request written specifying the direction the fabric is to be applied. The posted standard lead time will apply to the Special Cost Request.







INFORMATION

Warranty

Refer to KI Terms & Conditions document
or visit ki.com

Medical and Laboratory

Stools

	MODEL	MODEL NUMBER			Approx. Packaged Weight	Delivered Pricing Fabric Grade 1 & C.O.M.	Delivered Pricing Fabric Grade 2
		Basic Model	Fire Code	Upholstery Color			
 EXAM	KICL12 Stool <ul style="list-style-type: none">• 5" Seat height range• 360-degree, hand activation pneumatic	KICL12	<input type="checkbox"/> <input type="checkbox"/> <input type="checkbox"/>	<input type="checkbox"/> <input type="checkbox"/> <input type="checkbox"/> <input type="checkbox"/> <input type="checkbox"/>	28.0#	\$ 306	\$ 358
 EXAM	KICL13 Stool <ul style="list-style-type: none">• 10" Seat height range• 360-degree, hand activation pneumatic• 18" chrome footring	KICL13	<input type="checkbox"/> <input type="checkbox"/> <input type="checkbox"/>	<input type="checkbox"/> <input type="checkbox"/> <input type="checkbox"/> <input type="checkbox"/> <input type="checkbox"/>	28.0#	\$ 423	\$ 476
 EXAM	KICL14 Stool <ul style="list-style-type: none">• 5" Seat height range• 360-degree, foot activation pneumatic	KICL14	<input type="checkbox"/> <input type="checkbox"/> <input type="checkbox"/>	<input type="checkbox"/> <input type="checkbox"/> <input type="checkbox"/> <input type="checkbox"/> <input type="checkbox"/>	28.0#	\$ 437	\$ 489
 EXAM	KICL15 Stool <ul style="list-style-type: none">• 5" Seat height range• 360-degree, foot activation pneumatic	KICL15	<input type="checkbox"/> <input type="checkbox"/> <input type="checkbox"/>	<input type="checkbox"/> <input type="checkbox"/> <input type="checkbox"/> <input type="checkbox"/> <input type="checkbox"/>	33.0#	\$ 588	\$ 651
		A	B	C			

HOW TO ORDER

Indicate the following information on order form:

1. Quantity of each item.
2. Model number, including options. See "How To Build a Model Number".
3. Any special service required.

Note:

- The ☐ indicates that a choice is required.
- The absence of the ☐ indicates that no choice is required.
- Alpha-numeric characters in place of ☐ indicate that no other alternatives are available.

HOW TO BUILD A MODEL NUMBER

- A** Select basic model.
- B** Select fire code.
- | | |
|------------|-----------------------------|
| NFR | - Compliance to TB 117-2013 |
| FR | - Compliance to TB 133 |
- See Options for TB133 upcharge.
- C** Select upholstery grade/color. Refer to the **KI Color Addendum** or **KI Fabrics & Finishes binder**.

OPTIONS

C.O.M. Upholstery
C.O.M. requirement for KICL12, KICL13, and KICL14 is 3/4 yards per chair of 54" wide nondirectional fabric. C.O.M. requirement for KICL15 is 1 yard per chair of 54" wide nondirectional fabric. For complete information on ordering C.O.M., see "Ordering C.O.M., C.O.V. and C.O.L. section."



Medical and Laboratory
Stools

Delivered Pricing Fabric Grade 3	Delivered Pricing C.O.V.	Delivered Pricing Vinyl Group 2V	Delivered Pricing Pallas Fabric Group P0	Delivered Pricing Pallas Fabric Group P1	Delivered Pricing Pallas Fabric Group P2	Delivered Pricing Pallas Fabric Group P3	Delivered Pricing Pallas Fabric Group P4
\$ 363	\$ 306	\$ 363	\$ 349	\$ 387	\$ 408	\$ 432	\$ 449
\$ 482	\$ 423	\$ 482	\$ 466	\$ 504	\$ 527	\$ 549	\$ 568
\$ 495	\$ 437	\$ 495	\$ 481	\$ 520	\$ 539	\$ 561	\$ 580
\$ 666	\$ 588	\$ 666	\$ 656	\$ 696	\$ 723	\$ 755	\$ 777

OPTIONS

California TB133 Fire Safety Code
For California Technical Bulletin 133 compli-
ant models, add the following upcharge:
Model = Upholstered
Added Lead Time-1 Week
Added List Price=\$98

SPECIAL SERVICES

Special Carton Marking
With specially marked information N/C

Shipping
Ships **knocked down, FOB Ontario, CA 91761, freight prepaid.** Freight class 125.

Specifications and prices are subject to
change without prior notice.

Index

Model No.	Description	Page	Model No.	Description	Page
06.0020.BE	Folding Chairs (Delivered Pricing): Replacement Feet	88	VL.100.BL.WH	Folding Chairs (Delivered Pricing): ValueLite® Single Hinge	58
101	Folding Chairs (Delivered Pricing): Steel Seat	14			
103S	Folding Chairs (Delivered Pricing): Upholstered Seat	14			
104S	Folding Chairs (Delivered Pricing): Upholstered Seat and Back	14			
1103	Folding Chairs (Delivered Pricing): Upholstered Seat	36			
1104	Folding Chairs (Delivered Pricing): Upholstered Seat and Back	36			
301D	Folding Chairs (Delivered Pricing): Steel Seat	18			
301DTAR/BE/LOK					
	Folding Chairs (Delivered Pricing): Tablet Arm and Steel Seat	66			
301DVTAR/WG/VGY/LGE					
	Folding Chairs (Delivered Pricing): Tablet Arm and Vinyl Upholstered Seat	66			
303DS	Folding Chairs (Delivered Pricing): Upholstered Seat	18			
304DS	Folding Chairs (Delivered Pricing): Upholstered Seat and Back	18			
331D/BE	Folding Chairs (Delivered Pricing): Steel Seat Double Hinge w/ 3 Crossbraces	54			
344DF/BE/FBE	Folding Chairs (Delivered Pricing): Fabric Upholstered	62			
344DV/BE/VBE	Folding Chairs (Delivered Pricing): Vinyl Upholstered	62			
53.6150.BE.I	Folding Chairs (Delivered Pricing): Replacement Feet	88			
53.6154.BE.I	Folding Chairs (Delivered Pricing): Replacement Bum-pers (Cap)	88			
614	Industrial Stools (Delivered Pricing): Lowboy Filing Stool	96			
618	Industrial Stools (Delivered Pricing): Steel Rimmed Seat Stool	96			
618B	Industrial Stools (Delivered Pricing): Steel Rimmed Seat/Backrest	100			
618BU	Industrial Stools (Delivered Pricing): Upholstered Seat/Backrest	100			
618BW	Industrial Stools (Delivered Pricing): Wood Seat/Backrest Stool	104			
618P	Industrial Stools (Delivered Pricing): Polypropylene Seat	104			
618U	Industrial Stools (Delivered Pricing): Upholstered Seat Stool	96			
618W	Industrial Stools (Delivered Pricing): Wood Seat	100			
701D	Folding Chairs (Delivered Pricing): Steel Seat	22			
701DFTAL	Folding Chairs (Delivered Pricing): Miracle Fold Tablet Arm	26			
703DS	Folding Chairs (Delivered Pricing): Upholstered Seat	22			
704DS	Folding Chairs (Delivered Pricing): Upholstered Seat and Back	22			
731	Folding Chairs (Delivered Pricing): 731 Auditorium Folding Chair	32			
734	Folding Chairs (Delivered Pricing): 734 Upholstered Chair	32			
734FM	Folding Chairs (Delivered Pricing): 734 Upholstered Armchair	32			
818	Industrial Stools (Delivered Pricing): Upholstered Seat Stool	108			
818B	Industrial Stools (Delivered Pricing): Upholstered Seat/Backrest	108			
824SB	Industrial Stools (Delivered Pricing): Upholstered Swivel Seat/Backrest Stool	108			
85.1505	Folding Chairs (Delivered Pricing): Ganging Clamp	88			
FRS704D/S	Folding Chairs (Delivered Pricing): Upholstered Seat and Back	42			
FRS734	Folding Chairs (Delivered Pricing): Upholstered Chair	42			
FRS734FM	Folding Chairs (Delivered Pricing): Upholstered Armchair	46			
KDT84	Folding Chairs (Delivered Pricing): Double-Tier Storage Caddy	84			
KDT84/BE/C	Folding Chairs (Delivered Pricing): Double-Tier Storage Caddy	70			
KH50	Folding Chairs (Delivered Pricing): Horizontal Storage Caddy	80			
KICL12	Stools: KICL12 Stool	114			
KICL13	Stools: KICL13 Stool	114			
KICL14	Stools: KICL14 Stool	114			
KICL15	Stools: KICL15 Stool	114			
KV25	Folding Chairs (Delivered Pricing): Vertical Storage Caddy	80			
KV50A/BE/C	Folding Chairs (Delivered Pricing): Vertical Storage Caddy	70			
NOVH	Folding Chairs (Delivered Pricing): Wall Hanger	76			
NOVITE	Folding Chairs (Delivered Pricing): Folding Chair	76			





KI
1330 Bellevue Street
P.O. Box 8100
Green Bay, Wisconsin 54308-8100
1-800-424-2432
www.ki.com

KI and Furnishing Knowledge
are registered trademarks
of Krueger International, Inc.

© 2011 KI
All Rights Reserved.
Litho in USA.
Code KI-11480R2/KI/VL/211

Printed using only water-based inks,
including metallics. Please recycle.