

## TABLE OF CONTENTS

Seating Chart	4-5		
Ganger Location Codes	6		
Nesting Table	7		
Power Location Codes	8		
Power	8-20	Harbor	121-137
Options	21-24	Island	138-144
Credenzas	25-26	Lincoln	145-177
Arlington	27	Pinnacle	178
Coby Apron	28-62	Railway 1.0	179-185
Coby Square	63-107	Supreme	186-201
Empire	108-111	Union 2.0	202-242
Gateway	112-120	Terms & Conditions	243-245

## TABLE TOP EDGE TREATMENTS

Questions? Call 816-774-4050



### Edge code: L73

.75" thick laminate top.  
EDGE: High Impact 3mm PVC  
Square corners.



### Edge code: L76

.75" thick laminate top.  
EDGE: Self edges  
Square corners.



### Edge code: L3

1.25" thick laminate top.  
EDGE: High Impact 3mm PVC  
Square corners.



### Edge code: L11

1.25" thick laminate top.  
EDGE: Knife 3mm PVC / sealed  
Square corners.



### Edge code: L6

1.25" thick laminate top.  
EDGE: Self edges  
Square corners.



### Edge code: L8

2" thick laminate top.  
EDGE: Self Edge  
Square corners.



### Edge code: L20

1.25" thick top.  
EDGE: Square 1.25" w x 1.25" h  
Solid wood edges.  
Mitered square corners.



### Edge code: L33

1.25" thick laminate top.  
EDGE: Knife 2" w x 1.25" h  
Solid wood edges.  
Mitered square corners.



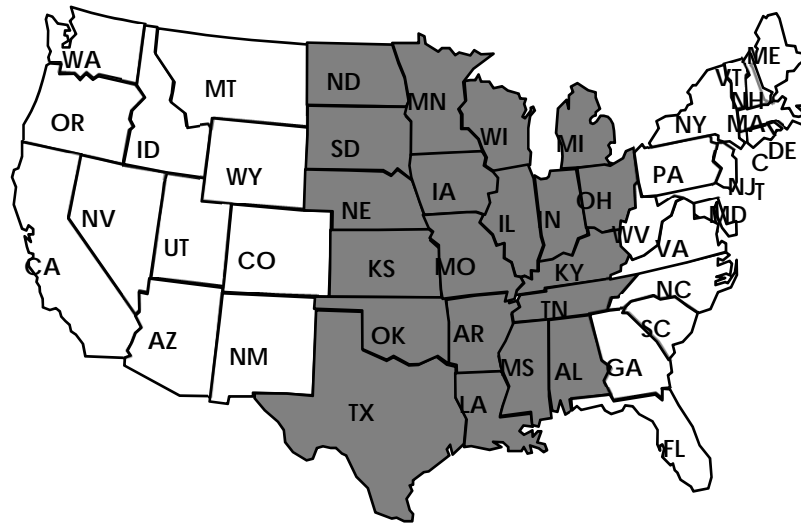
### Edge code: L17

1.25" thick laminate top.  
EDGE: Bull nose .625" w x 1.25" h  
Baltic birch (apple ply) wood  
edges.  
Mitered square corners.



### Edge code: L18

1.25" thick laminate top.  
EDGE: Knife 2" w x 1.25" h  
Baltic birch (apple ply) wood edges.  
Mitered square corners.



## Freight Zone Map

Grey- Zone 1 Prepaid freight on orders over \$2000 NET  
Orders under \$2000 NET - Add \$200 NET to order

White - Zone 2 Prepaid freight on orders over \$3000 NET  
Orders under \$3000 NET - Add \$300 NET to order

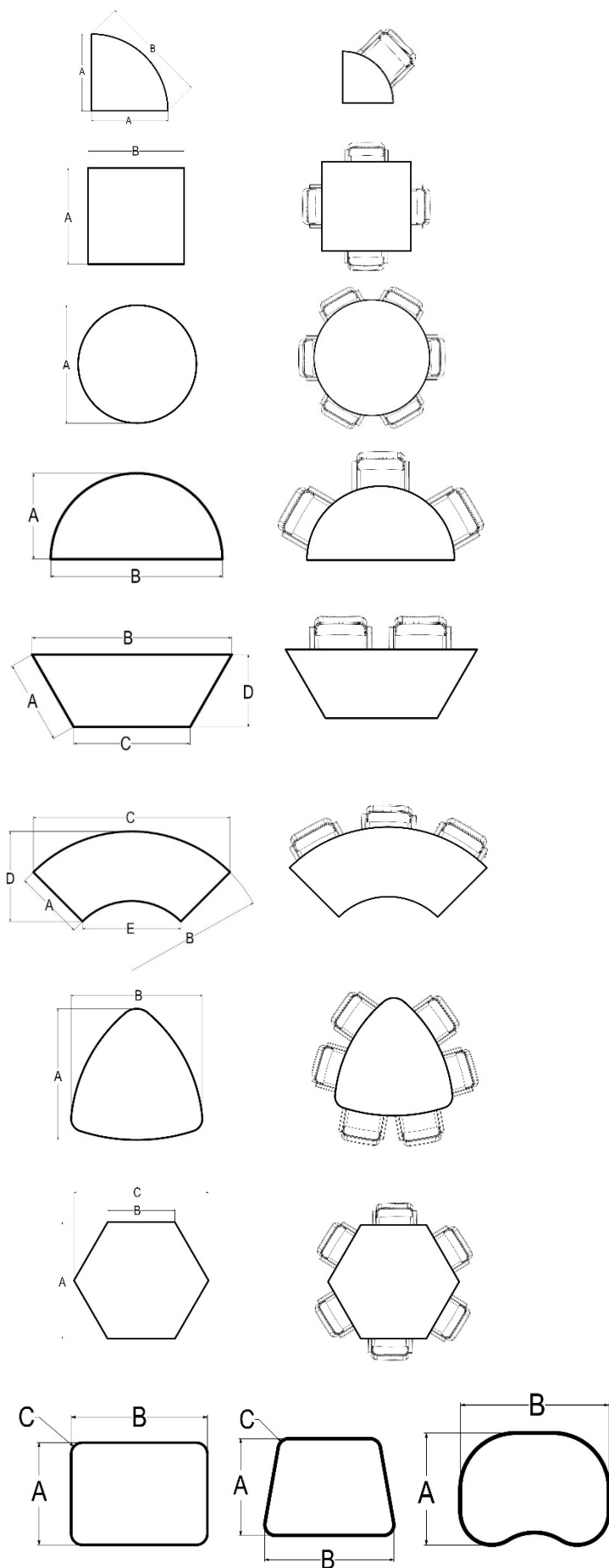
All products are shipped in compliance with the National Motor Freight Classification Code. All products ship unassembled unless otherwise specified by Hi5 Furniture. Freight is prepaid on a dock to dock basis for all orders exceeding zone minimum nets when shipped within the 48 contiguous states excluding Alaska and Hawaii or export.

All orders under zone minimum nets are a flat shipping fee of \$200 net for zone one and \$300 net for zone two, which will be added to the invoice. Hi5 Furniture shall not be held liable for delays caused by strikes, catastrophes, wars, riots or any other cause beyond our control.

Additional expenses will be debited from customer account and billed as "shipping/handling." Examples of additional expenses with variable charges are: Inside delivery, Residential delivery and Lift gate requirements.

Failure to inspect product at time of receipt, note damages on delivery receipt and/or notify Hi5 Furniture of damages within 10 days of the original date of receipt constitutes acceptance of products and a waiver of all claims. Neither Hi5 Furniture nor the carrier will be responsible for concealed damage claims if shipments are left unopened. CONCEALED DAMAGE MUST BE REPORTED WITHIN 7 DAYS FROM DELIVERY TO BE VALID. Any concealed damage reported after 7 days will not be accepted by Hi5 Furniture and is the responsibility of the customer.

All products are loaded on carrier trucks free from defects and/or damage. Responsibility of safe delivery and transport of products is assumed by the carrier upon loading. It is the customer's responsibility that all cartons, crates and packages be opened and inspected at time of delivery for damages or shortages regardless of condition. Any damages found during inspection must be clearly noted on the delivery receipt and packages to be left in original condition as received, failure to do so will void the ability of filing a freight claim. Hi5 Furniture should be notified immediately to assist in filing of freight claim.



## Quarter Round

A	B	Seating Capacity
24"	33.93"	1
30"	42.43"	1
36"	50.87"	2

## Square + Round

A	B	Square Seating	Round Seating
24"	24"	2	2
30"	30"	2	3
36"	36"	4	3-4
42"	42"	4	4
48"	48"	4	5
54"	54"	4	5
60"	60"	8	6
72"	72"	8	7-8
84"	84"	8	9
96"	96"	12	10
108"	108"	12	11
120"	120"	16	12

## Half Round

A	B	Seating Capacity
24"	48"	1
30"	60"	2
36"	72"	3
60"	60"	3-4

## Trapezoid

A	B	C	D	Seating Capacity
24"	60"	36"	20.75"	1
24"	72"	48"	20.75"	2
30"	60"	30"	26"	3
30"	72"	42"	26"	

## Crescent

A	B	C	D	E	Seating Capacity
24"	48"	67.81"	31"	33.93"	2
30"	60"	84.81"	38.75"	42.43"	3

## Guitar Pick

A	B	Seating Capacity
48"	24"	4
60"	30"	4
72"	36"	5
60"	60"	6

## Hexagon

A	B	C	Seating Capacity
41.57"	24"	48"	3
51.96"	30"	60"	6
62.35"	36"	72"	6
72.75"	42"	84"	6
83.14"	48"	96"	10-12
103.92"	60"	120"	12

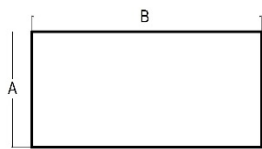
## Arlington Table Tops

A	B	C	Seating Capacity
18"	24"	2"	1

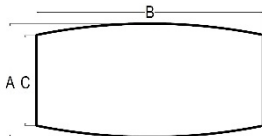
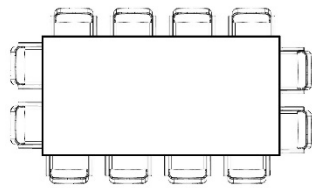
# Seating Chart – based on 30" per seat

www.hi5furniture.com Questions? 816-774-4050

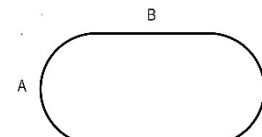
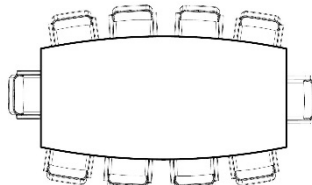
March 1, 2018



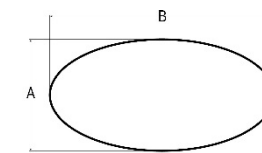
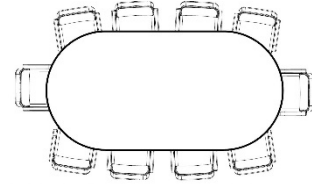
Rectangle



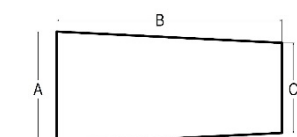
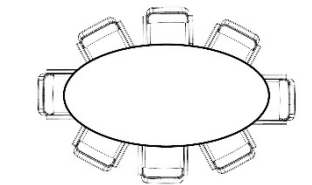
Boat



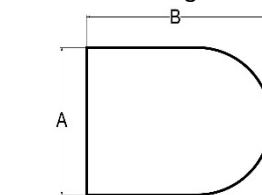
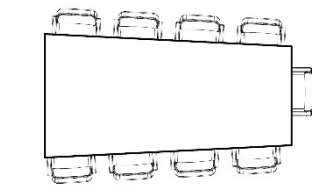
Racetrack



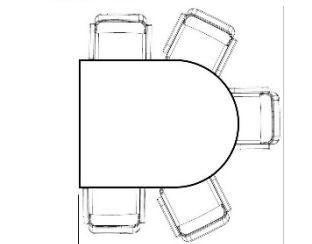
Elliptical / Oval



Tele-Wedge



D Shape



D Shape

A	B	Seating Capacity
24"	60"	5
24"	72"	5
24"	84"	7
24"	96"	7
30"	60"	5
30"	72"	5
30"	84"	7
30"	96"	7
36"	60"	5
36"	72"	5
36"	84"	7
36"	96"	7
42"	60"	6
42"	72"	6
42"	84"	8
42"	96"	8
48"	60"	6
48"	72"	6
48"	84"	8
48"	96"	8
60"	60"	6
60"	72"	6
60"	84"	8
60"	96"	8

A	B	C	Training	Meeting
18	30	NA	1	NA
18	60	NA	2	NA
18	66	NA	2	NA
18	72	NA	2	NA
18	84	NA	3	NA
18	90	NA	3	NA
18	96	NA	3-4	NA
18	108	NA	4	NA
18	120	NA	4-5	NA
24	30		1	2
24	36		1	2
24	48		1	4
24	54		2	4
24	60		2	6
24	66		2	6
24	72		2	6
24	78		3	6
24	84		3	6
24	90		3	8
24	96		3-4	8
24	108		4	8
24	120		4-5	10
24	132		4-5	10-12
24	144		4-5	12
30	36	18	1	2
30	48	18	1	4
30	54	18	2	4
30	60	18	2	6
30	66	18	2	6
30	72	18	2	6
30	78	18	3	6
30	84	18	3	6
30	90	18	3	8
30	96	18	3-4	8
30	108	18	4	8
30	120	18	4-5	10
30	132	18	4-5	10-12
30	144	18	4-5	12
36	48	24	1	4
36	54	24	2	4
36	60	24	2	6
36	66	24	2	6
36	72	24	2	6
36	78	24	3	6
36	84	24	3	6
36	90	24	3	8
36	96	24	3-4	8
36	108	24	4	8
36	120	24	4-5	10
36	132	24	4-5	10-12
36	144	24	4-5	12

A	B	C	Meeting
42	60	30	6
42	72	30	6
42	84	30	6
42	90	30	8
42	96	30	8
42	108	30	10
42	120	30	10
42	132	30	10-12
42	144	30	12
42	168	30	12
42	192	30	14
42	216	30	16
42	240	30	168
42	264	30	20
42	288	30	20-22
48	60	36	6-8
48	72	36	6-8
48	84	36	8-10
48	90	36	8-10
48	96	36	8-10
48	108	36	10-12
48	120	36	10-12
48	132	36	12
48	144	36	12
48	168	36	12-14
48	192	36	14-16
48	216	36	16-18
48	240	36	18-20
48	264	36	20-22
48	288	36	22
60	72	48	8
60	84	48	8
60	90	48	10
60	96	48	10
60	108	48	12
60	120	48	12
60	132	48	12
60	144	48	14
60	168	48	14
60	192	48	16
60	216	48	18
60	240	48	20
60	264	48	22
60	288	48	22

# Table Ganger Location Codes

www.hi5furniture.com Questions? 816-774-4050  
March 1, 2018



Table Ganger Location A



Table Ganger Location B



Table Ganger Location C



Table Ganger Location A



Table Ganger Location A




Table Ganger Location B




Table Ganger Location C

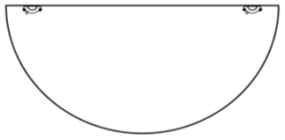




Table Ganger Location D

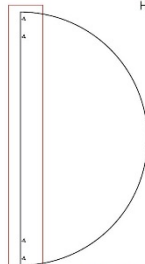
## Quick Leveling Gangers - Location Codes



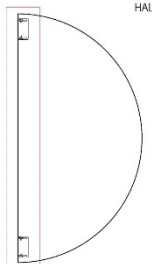
QUICK RELEASE LOCATION "A"



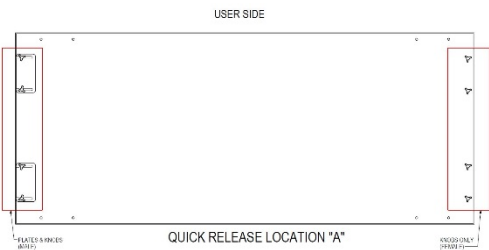
QUICK RELEASE LOCATION "B"



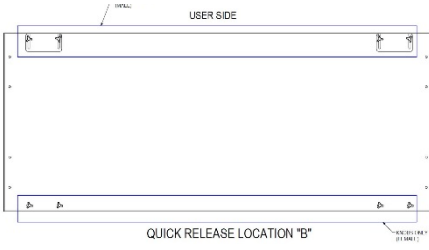
QUICK RELEASE LOCATION "A"




QUICK RELEASE LOCATION "B"



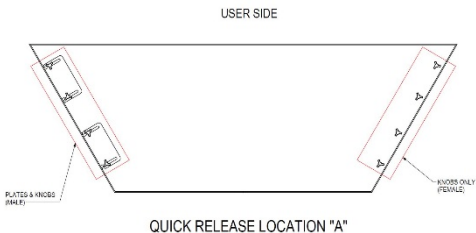
QUICK RELEASE LOCATION "A"



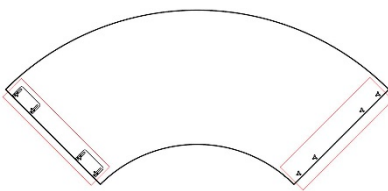
QUICK RELEASE LOCATION "B"



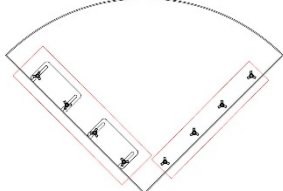
QUICK RELEASE LOCATION "C"



QUICK RELEASE LOCATION "A"




QUICK RELEASE LOCATION "A"




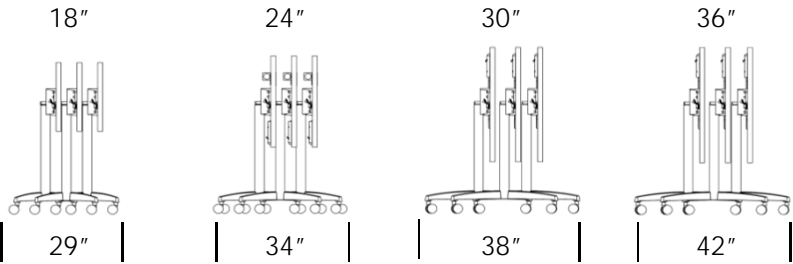
QUICK RELEASE LOCATION "A"

# Nesting Table Storage Information


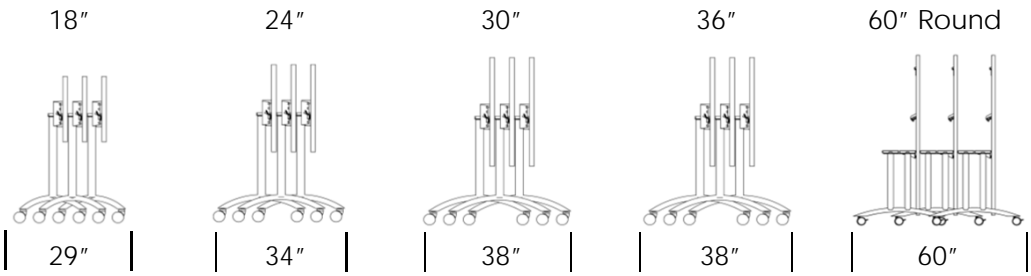
www.hi5furniture.com Questions? 816-774-4050  
March 1, 2018




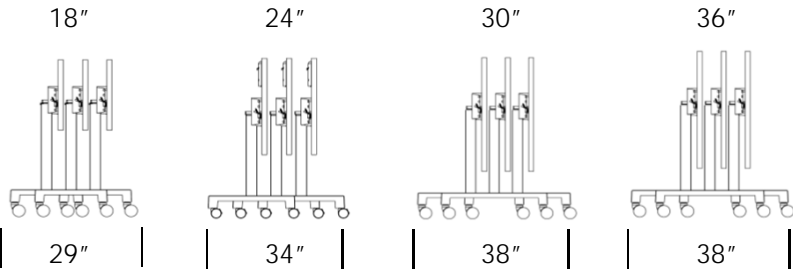
Supreme Tables



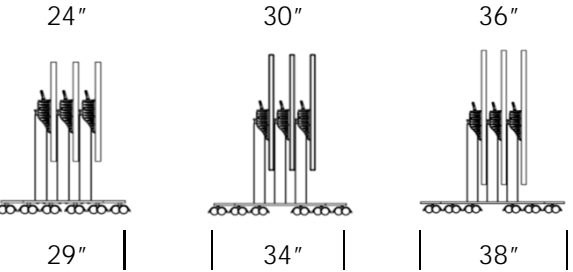
Gateway Tables



Harbor Tables

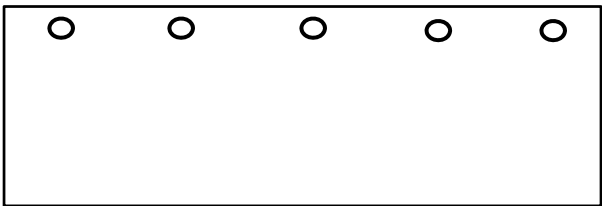
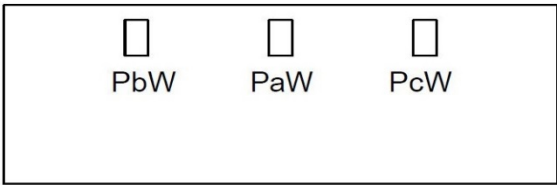
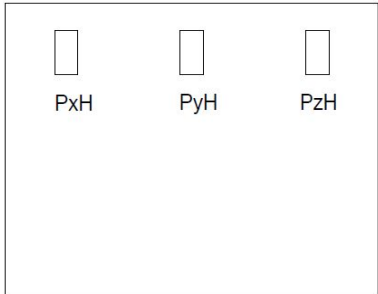



Empire Tables

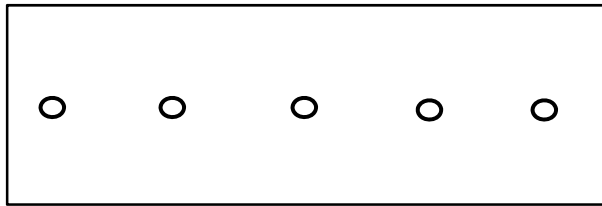
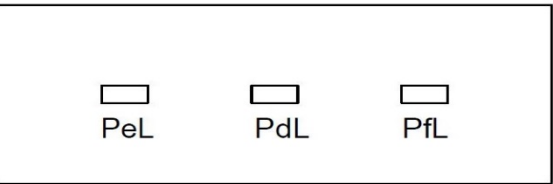


Power location code includes location on the table and the orientation of the power box.

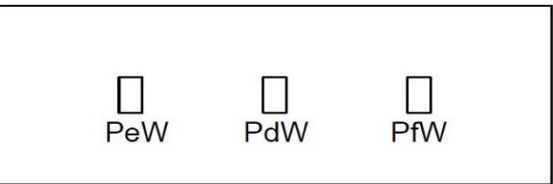
Use these codes for mounting Cove power into Union panel bases or Pinnacle tables.



Grommet Location G1    Grommet Location G2    Grommet Location G3    Grommet Location G4    Grommet Location G5



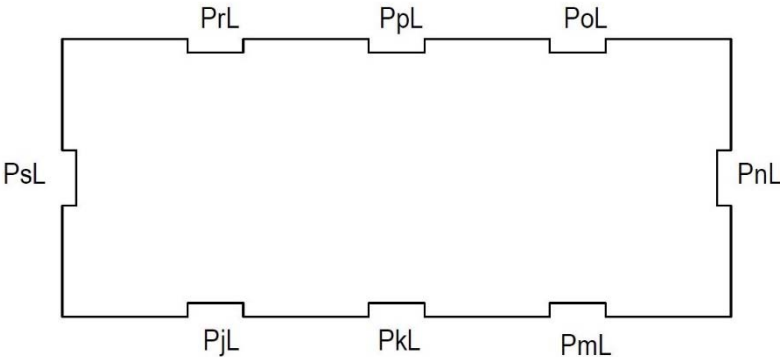
Grommet Location G6    Grommet Location G7    Grommet Location G8    Grommet Location G9    Grommet Location G10



## EDGE MOUNTED LOCATION CODES

Use these codes for mounting Cove power into aprons of Coby Apron tables. Also use these codes for Seclusion power boxes.

The example below location code is:  
PjL, PmL, PnL, PoL, PrL, PsL





# AV PLATES FOR POWER BOXES

Questions? Call 816-774-4050




Plate #0 Add \$10 to power unit List Price.

Includes:  
One Black Plate




Plate #1 Add \$160 to power unit List Price.

Includes:  
(2) RJ-45 Punch Down Siemen Cat 6 Black




Plate #2 Add \$235 to power unit List Price.

Includes:  
(3) RJ-45 Punch Down Siemen Cat 6 Black




Plate #3 Add \$310 to power unit List Price.

Includes:  
(4) RJ-45 Punch Down Siemen Cat 6 Black



Plate #4 Add \$260 to power unit List Price.

Includes:  
(1) RJ-11 Siemen Cat 3 Black  
(1) RJ-45 Punch Down Siemen Cat 6 Black  
(1) VGA 15 Pin w/ 60" patch cord attached



Plate #6 Add \$230 to power unit List Price.

Includes:  
(1) Mini-Stereo  
(1) RJ-45 Punch Down Siemen Cat 6 Black  
(1) VGA 15 Pin w/ 60" patch cord attached




Plate #7 Add \$305 to power unit List Price.

Includes:  
(1) Mini-Stereo  
(2) RJ-45 Punch Down Siemen Cat 6 Black  
(1) VGA 15 Pin w/ 60" patch cord attached




Plate #9 Add \$130 to power unit List Price.

Includes:  
(1) RJ-11 Siemen Cat 3 Black  
(1) RJ-45 Punch Down Siemen Cat 6 Black




Plate #10 Add \$155 to power unit List Price.

Includes:  
(1) Mini-Stereo  
(1) VGA 15 Pin w/ 60" patch cord attached



Plate #11 Add \$160 to power unit List Price.

Includes:  
(1) RJ-45 Punch Down Siemen Cat 6 Black  
(1) USB Type A/A w/ 72 patch cord attached



Plate #17 Add \$330 to power unit List Price.

Includes:  
(1) HDMI with 36" patch cord attached  
(1) Mini-Stereo  
(1) VGA 15 Pin w/ 60" patch cord attached



Plate #18 Add \$300 to power unit List Price.

Includes:  
(2) RJ-45 Punch Down Siemen Cat 6 Black  
(1) VGA 15 Pin w/ 60" patch cord attached



Plate #19 Add \$160 to power unit List Price.

Includes:  
(2) USB Type A/A w/ 72 patch cord attached



Plate #21 Add \$335 to power unit List Price.

Includes:  
(1) HDMI with 36" patch cord attached  
(2) RJ-45 Punch Down Siemen Cat 6 Black



Plate #23 Add \$205 to power unit List Price.

Includes:  
(1) RJ-11 Siemen Cat 3 Black  
(2) RJ-45 Punch Down Siemen Cat 6 Black



Plate #25 Add \$360 to power unit List Price.

Includes:  
(2) HDMI with 36" patch cord attached



Plate #26 Add \$390 to power unit List Price.

Includes:  
(1) HDMI with 36" patch cord attached  
(1) RJ-45 Punch Down Siemen Cat 6 Black  
(1) VGA 15 Pin w/ 60" patch cord attached



Plate #27 Add \$280 to power unit List Price.

Includes:  
(1) RJ-11 Siemen Cat 3 Black  
(3) RJ-45 Punch Down Siemen Cat 6 Black



Plate #35 Add \$260 to power unit List Price.

Includes:  
(1) HDMI with 36" patch cord attached  
(1) USB Type A/A w/ 72 patch cord attached




Plate #39 Add \$250 to power unit List Price.

Includes:  
(2) RJ-11 Siemen Cat 3 Black  
(2) RJ-45 Punch Down Siemen Cat 6 Black



Plate #40 Add \$315 to power unit List Price.

Includes:  
(1) HDMI with 36" patch cord attached  
(1) VGA 15 Pin w/ 60" patch cord attached




Plate #43 Add \$100 to power unit List Price.

Includes:  
(2) RJ-11 Siemen Cat 3 Black




Plate #44 Add \$380 to power unit List Price.

Includes:  
(1) HDMI with 36" patch cord attached  
(1) RJ-11 Siemen Cat 3 Black  
(2) RJ-45 Punch Down Siemen Cat 6 Black



Plate #45 Add \$430 to power unit List Price.

Includes:  
(1) DVI Inline F/F  
(1) HDMI with 36" patch cord attached




Plate #48 Add \$260 to power unit List Price.

Includes:  
(1) HDMI with 36" patch cord attached  
(1) RJ-45 Punch Down Siemen Cat 6 Black

# BUILD YOUR OWN AV PLATES FOR POWER BOXES

Questions? Call 816-774-4050



Each AV Plate has 4 zones.

Each jack below shows how many zones the jack takes up in space.



Shown: AV Plate with Cord manager  
Brushes \$35 list per plate



**RJ 45 JACK**

\$85 list per jack

Specs: RJ-45 Punch Down Siemen Cat 6 Black

A/K/A Network jack, data jack, CAT 5 or CAT 6 jack



**VGA - 2 zones**

\$140 list per jack

Specs: VGA 15 Pin w/ 60" patch cord attached

A/K/A Projector jack



**RJ 11 JACK**

\$55 list per jack

Specs: RJ-11 Siemen Cat 3 Black

A/K/A Phone Jack



**USB - 2 zones**

\$85 list per jack

Specs: USB Type A/A w/ 72 patch cord attached

TO MAKE USB POWERD, MUST ADD TRANSFORMER KIT – ADD \$25 LIST PER TRANSFORMER KIT



**Mini-Stereo**

\$20 list per jack

A/K/A Stereo jack



**HDMI JACK**

\$185 list per jack

Specs: HDMI with 36" patch cord attached

# COVE POWER – NON-LINKING

Questions? Call 816-774-4050



**Specs:** The Cove is a flush mount solution. Choose from power only, power and USB charging, or power, USB charging, and AV plate cut-out configurations. Units are wired for circuit one and include a 108" long soft wired 15 AMP corded plug.

Receptacles are spill resistant, 12A, 120 VAC. USB ports are 2.1 AMP. Convenience outlets located underneath units, are available on select units and are shown below. All table tops include cut-out(s) and are predrilled for units. Some assembly required. The Cove is ETL listed.

**? in the Code represents COLOR.**

**Replace ? with one of the following: B-Black, S-Silver, W-Gloss White.**

**Select the Location Code below for your power unit.**

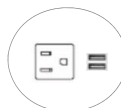
**Select AV plates (if needed), AV plates can be found on page 8-9.**



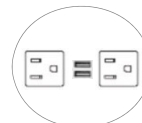
Code: PCVRD2?  
(2) Power  
List Price: \$350 per unit



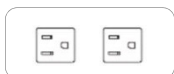
Code: PCV1USB?  
(1) power, (2) USB  
List Price: \$485 per unit



Code: PCVRD1USB?  
(1) power, (2) USB  
List Price: \$485 per unit



Code: PCVRD2USB?  
(2) power, (2) USB  
List Price: \$485 per unit



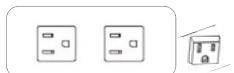
Code: PCV2?  
(2) power  
List Price: \$350 per unit



Code: PCV2USB?  
(2) power, (2) USB  
List Price: \$515 per unit



Code: PCV3AV?  
(3) power, (1) AV Plate cut-out  
List Price: \$540 per unit



Code: PCV2C?  
(2) power, (1) outlet under the table  
List Price: \$375 per unit



Code: PCV2USBC2?  
(2) power, (2) USB, (2) outlet under the table  
List Price: \$680 per unit



Code: PCV4AV?  
(4) power, (1) AV Plate cut-out  
List Price: \$625 per unit



Code: PCV3?  
(3) power  
List Price: \$540 per unit



Code: PCV3USB?  
(3) power, (2) USB  
List Price: \$650 per unit



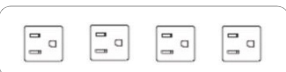
Code: PCV2USB2AV?  
(2) power, (2) USB, (1) AV Plate cut-out  
List Price: \$515 per unit



Code: PCV3USBC?  
(3) power, (2) USB, (1) outlet under the table  
List Price: \$650 per unit



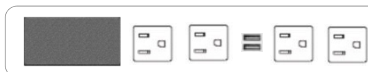
Code: PCV3USB2AV?  
(3) power, (2) USB, (1) AV Plate cut-out  
List Price: \$650 per unit



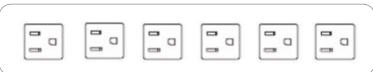
Code: PCV4?  
(4) power  
List Price: \$595 per unit



Code: PCV4USB?  
(4) power, (2) USB  
List Price: \$650 per unit



Code: PCV4USB2AV?  
(4) power, (2) USB, (1) AV Plate cut-out  
List Price: \$650 per unit



Code: PCV6?  
(6) power  
List Price: \$625 per unit



Code: PCV6USB2?  
(6) power, (4) USB  
List Price: \$870 per unit



Code: PCV6USB22AV?  
(6) power, (4) USB, (1) AV Plate cut-out  
List Price: \$870 per unit

**LOCATION CODES ARE ON PAGE 6**

# COVE POWER – LINKING

Questions? Call 816-774-4050



Specs: The Cove Series is a flush mount. Choose from power only, power and USB charging, or power, USB charging, and AV plate cut-out configurations. Units are wired for two circuits and include metal flexible interconnecting cables that mount to the underside of the tops. Starter cable(s) are specified separately. Receptacles are spill resistant, 12A, 120 VAC. USB ports are 2.1 AMP. All table tops include cut-out(s) and are predrilled for units. Some assembly required. The Cove is ETL listed.

**? in the Code represents COLOR.**

**Replace ? with one of the following: B-Black, S-Silver, W-Gloss White.**

**Select the Location Code below for your power unit.**

**Select AV plates (if needed), AV plates can be found on page 8-9.**

**Select Type and # of Feeder Starter Cables required**



Code: PCVL1?

(1) power


List Price: \$485 per unit



Code: PCVL1USB?

(1) power, (2) USB

List Price: \$690 per unit



Code: PCVL2?

(2) power

List Price: \$550 per unit



Code: PCVL2USB?

(2) power, (2) USB

List Price: \$715 per unit



Code: PCVL2USBAB?

(2) power, (2) USB, (1) AV plate cut-out

List Price: \$715 per unit



Code: PCVL3?

(3) Power

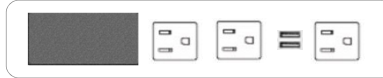
List Price: \$745 per unit



Code: PCVL3USB?

(3) power, (2) USB

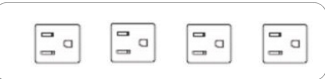
List Price: \$855 per unit



Code: PCVL3USBAB?

(3) power, (2) USB, (1) AV Plate cut-out

List Price: \$855 per unit



Code: PCVL4?

(4) Power

List Price: \$800 per unit



Code: PCVL4USB?

(4) power, (2) USB

List Price: \$965 per unit



Code: PCVL4USBAB?

(4) power, (2) USB, (1) AV Plate cut-out

List Price: \$965 per unit

## SPEC SPARATELY HOW MANY FEEDER CABLES YOU NEED FOR YOUR LAYOUT



Code: PSTS72F - Soft wire 72" long List Price \$220 per cable  
 Code: PSTS96F - Soft wire 96" long List Price \$300 per cable  
 Code: PSTS108F - Soft wire 108" long List Price \$340 per cable  
 Code: PSTS120F - Soft wire 120" long List Price \$350 per cable  
 Code: PSTS144F - Soft wire 144" long List Price \$380 per cable



Code: PSTH72F - Hardwire 72" long List Price \$140 per cable  
 Code: PSTH96F - Hardwire 96" long List Price \$170 per cable  
 Code: PSTH108F - Hardwire 108" long List Price \$180 per cable  
 Code: PSTH120F - Hardwire 120" long List Price \$195 per cable  
 Code: PSTH144F - Hardwire 144" long List Price \$220 per cable

**LOCATION CODES ARE ON PAGE 6**



# VILLA POWER – NON LINKING

Questions? Call 816-774-4050

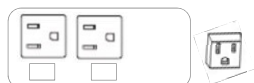


**Specs:** The Villa Series is a two part unit which includes a black power base which is mounted below the surface and a flush mount grommet which is dropped into cut-out in top and secured with screws. Grommets are available in black, silver, and gloss white. Options are Power, USB charging ports, and data jacks. Units are wired for circuit one and include a 108" long soft wired 15 AMP corded plug. Receptacles are spill resistant, 12A, 120 VAC, USB ports are 2.1 AMP and data jacks are Cat 6. Convenience outlets are located underneath units, additional outlets available on select units and are shown below. All table tops include cut-out(s) and are predrilled for units. Some assembly required. The Villa is ETL listed.

**? in the Code represents COLOR.**

**Replace ? with one of the following: B-Black, S-Silver, W-Gloss White.**

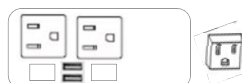
**Select the Location Code below for your power unit.**



Code: PV?  
(2) power, (2) data jack knockouts and  
(1) outlet under the table  
List Price: \$330 per unit



Code: PV1?  
(2) power, (2) data jacks  
(1) outlet under the table  
List Price: \$470 per unit



Code: PVUSB?  
(2) power, (2) USB, (2) data jack knockouts  
(1) outlet under the table  
List Price: \$495 per unit



Code: PV1USB?  
(2) power, (2) USB,  
(2) data jacks  
(1) outlet under the table  
List Price: \$635 per unit



Code: PVP?  
(2) power, (2) data jack knockouts  
(3) outlets under the table  
List Price: \$415 per unit



Code: PVP1?  
(2) power, (2) data jacks  
(3) outlets under the table  
List Price: \$550 per unit

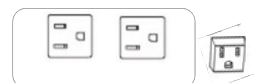


Code: PVPUSB?  
(2) power, (2) USB, (2) data jack knockouts  
(3) outlets under the table  
List Price: \$580 per unit

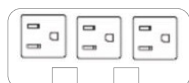


Code: PVP1USB?  
(2) power, (2) USB,  
(2) data jacks  
(3) outlets under the table  
List Price: \$650 per unit

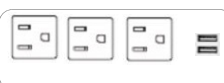
## UNDER TABLE ONLY



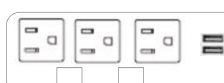
Code: PVUM2CB  
(3) outlets under the table  
List Price: \$260 per unit



Code: PVUM3DB  
(3) outlets under the table  
(2) data jacks knockouts  
List Price: \$305 per unit



Code: PVUM3USBB  
(3) outlets under the table  
(2) USB under the table  
List Price: \$440 per unit



Code: PVUM3DUSBB  
(3) outlets under the table  
(2) USB under the table  
(2) data jacks knockouts  
List Price: \$470 per unit

**LOCATION CODES ARE ON PAGE 6**

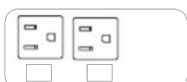


Specs: The Villa Series is a two part unit which includes a black power base which is mounted below the surface and a flush mount grommet which is dropped into cut-out in top and secured with screws. Grommets are available in black, silver, and gloss white. Designed to seamlessly blend power, USB charging ports, and data into a variety of applications. Units are wired for circuit one or circuit 2 and include metal flexible connecting cables that neatly mount to underside of top. Screws and cable clamps are included, power starter cable(s) are specified separately. Receptacles are spill resistant, 12A, 120 VAC, USB ports are 2.1 AMP and data jacks are Cat 6. All table tops include cut-out(s) and are predrilled for units. Some assembly required. The Villa is ETL listed.

**? in the Code represents COLOR.**

**Replace ? with one of the following: B-Black, S-Silver, W-Gloss White.**

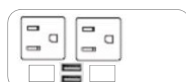
**Select the Location Code below for your power unit.**



Code: PVL?  
(2) power, (2) data jack knockouts  
List Price: \$550 per unit



Code: PVL1?  
(2) power, (2) data jacks  
List Price: \$690 per unit



Code: PVLUSB?  
(2) power, (2) USB, (2) data jack knockouts  
List Price: \$715 per unit



Code: PVL1USB?  
(2) power, (2) USB, (2) data jacks  
List Price: \$880 per unit



Code: PVPL?  
(2) power, (2) data jack knockouts  
(2) outlet under the table  
List Price: \$635 per unit



Code: PVPL1?  
(2) power, (2) data jacks  
(2) outlet under the table  
List Price: \$770 per unit

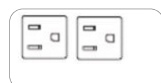


Code: PVPLUSB?  
(2) power, (2) USB, (1) data jack knockout  
(2) outlet under the table  
List Price: \$800 per unit

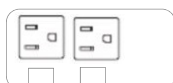


Code: PVPL1USB?  
(2) power, (2) USB, (1) data jack  
(2) outlet under the table  
List Price: \$870 per unit

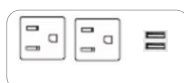
## UNDER TABLE ONLY



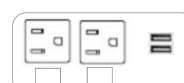
Code: PVUMLB  
(2) power  
List Price: \$480 per unit



Code: PVUML1B  
(2) power, (2) data jack knockouts  
List Price: \$505 per unit



Code: PVUMLUSBB  
(2) power, (2) USB  
List Price: \$645 per unit



Code: PVUML1USBB  
(2) power, (2) USB, (2) data jack knockouts  
List Price: \$670 per unit

## SPEC SPARATELY HOW MANY FEEDER CABLES YOU NEED FOR YOUR LAYOUT



Code: PSTS72F - Soft wire 72" long List Price \$220 per cable  
Code: PSTS96F - Soft wire 96" long List Price \$300 per cable  
Code: PSTS108F - Soft wire 108" long List Price \$340 per cable  
Code: PSTS120F - Soft wire 120" long List Price \$350 per cable  
Code: PSTS144F - Soft wire 144" long List Price \$380 per cable



Code: PSTH72F - Hardwire 72" long List Price \$140 per cable  
Code: PSTH96F - Hardwire 96" long List Price \$170 per cable  
Code: PSTH108F - Hardwire 108" long List Price \$180 per cable  
Code: PSTH120F - Hardwire 120" long List Price \$195 per cable  
Code: PSTH144F - Hardwire 144" long List Price \$220 per cable

**LOCATION CODES ARE ON PAGE 6**

# SECLUSION POWER – NON - LINKING

Questions? Call 816-774-4050



Specs: The Seclusion Series is an edge mount unit. Choose from power only, power and USB charging, or power, USB charging, and AV plate cut-out configurations. Units are wired for circuit one and include a 72" long soft wired 15 AMP corded plug.

? in the Code represents COLOR.

Replace ? with one of the following: B-Black, S-Silver, W-Gloss White.

\* Premium Upcharge Colors for \$50 list per box are: LG-Light Green, LB-Light Blue, SR-Signal Red, PO –Pure Orange, SY-Sulfur Yellow

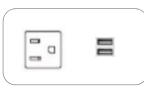
Select the Location Code below for your power unit.



Code: PSE2?  
(2) power  
List Price: \$290 per unit



Code: PSE1D?  
(1) power , (1) data jacks  
List Price: \$320 per unit



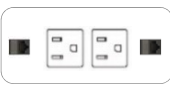
Code: PSE1USB?  
(1) power, (2) USB  
List Price: \$440 per unit



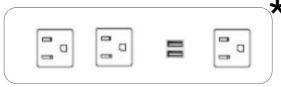
Code: PSE1USBAB?  
(1) power, (2) USB, (1) AV plate cut-out  
List Price: \$440 per unit



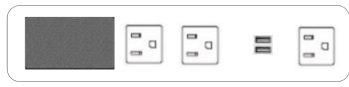
Code: PSE3?  
(3) power  
List Price: \$330 per unit



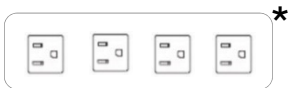
Code: PSE2D2?  
(2) power, (2) data jacks  
List Price: \$385 per unit



Code: PSE3USB?  
(3) power, (2) USB  
List Price: \$455 per unit



Code: PSE3USBAB?  
(3) power, (2) USB, (1) AV plate cut-out  
List Price: \$455 per unit



Code: PSE4?  
(4) Power  
List Price: \$375 per unit



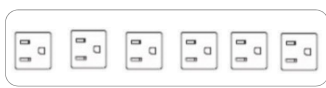
Code: PSE3AB?  
(3) power, (1) AV plate cut-out  
List Price: \$400 per unit



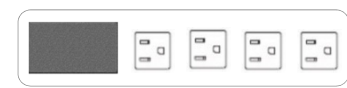
Code: PSE4USB2?  
(4) power, (4) USB  
List Price: \$635 per unit



Code: PSE4USB2AB?  
(4) power, (4) USB, (1) AV plate cut-out  
List Price: \$635 per unit



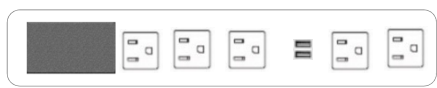
Code: PSE6?  
(6) Power  
List Price: \$445 per unit



Code: PSE4AB?  
(4) power, (1) AV plate cut-out  
List Price: \$440 per unit



Code: PSE5USB?  
(5) power, (2) USB  
List Price: \$550 per unit



Code: PSE5USBAB?  
(5) power, (2) USB, (1) AV plate cut-out  
List Price: \$550 per unit

LOCATION CODES ARE ON PAGE 6

# SECLUSION POWER – LINKING

Questions? Call 816-774-4050



Specs: The Seclusion Series is an edge mount unit. Choose from power only, power and USB charging, or power, USB charging, and AV plate cut-out configurations. Units are wired for two circuits and include metal flexible interconnecting cables that mount to the underside of the tops. Starter cable(s) are specified separately.

? in the Code represents COLOR.

Replace ? with one of the following: B-Black, S-Silver

Select the Location Code below for your power unit.

Select AV plates (if needed), AV plates can be found on page 8-9.


Select Type and # of Feeder Starter Cables required



Code: PSEL1D?

(1) power , (1) data jacks

List Price: \$665 per unit



Code: PSEL2D?

(2) power, (2) data jacks

List Price: \$760 per unit



Code: PSEL2?

(2) power

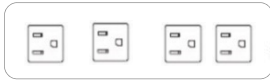
List Price: \$665 per unit



Code: PSEL3?

(3) power

List Price: \$705 per unit



Code: PSEL4?

(4) Power

List Price: \$750 per unit



Code: PSEL3AV?

(3) power, (1) AV plate cut-out

List Price: \$790 per unit



Code: PSEL4AV?

(4) power, (1) AV plate cut-out

List Price: \$840 per unit

## SPEC SPARATELY HOW MANY FEEDER CABLES YOU NEED FOR YOUR LAYOUT



Code: PSTS72F - Soft wire 72" long List Price \$220 per cable  
Code: PSTS96F - Soft wire 96" long List Price \$300 per cable  
Code: PSTS108F - Soft wire 108" long List Price \$340 per cable  
Code: PSTS120F - Soft wire 120" long List Price \$350 per cable  
Code: PSTS144F - Soft wire 144" long List Price \$380 per cable



Code: PSTH72F - Hardwire 72" long List Price \$140 per cable  
Code: PSTH96F - Hardwire 96" long List Price \$170 per cable  
Code: PSTH108F - Hardwire 108" long List Price \$180 per cable  
Code: PSTH120F - Hardwire 120" long List Price \$195 per cable  
Code: PSTH144F - Hardwire 144" long List Price \$220 per cable

LOCATION CODES ARE ON PAGE 6



# INTERACT G2 POWER - NON-LINKING

Questions? Call 816-774-4050



**Specs:** The Interact G2 Series is designed for small conference areas and meeting rooms. Choose from power or power and USB charging. Both options include (1) AV plate knock-out, (2) data/phone jack knockouts, (2) cord pass throughs and (1) convenience outlet located underneath for added utility power.

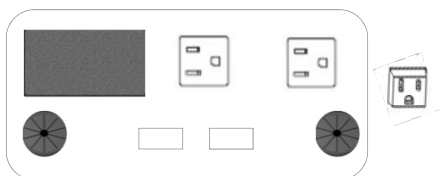
Units are wired for circuit one and include 72" hardwire or soft-wired power cords. All table tops include cut-out(s) and are predrilled for units. Some assembly required. The G2 is ETL listed.

**? in the Code represents COLOR.**

**Replace ? with one of the following: B-Black, S-Silver, W-Gloss White.**

**Select the Location Code below for your power unit.**

**Select AV plates (if needed), AV plates can be found on page 8-9.**

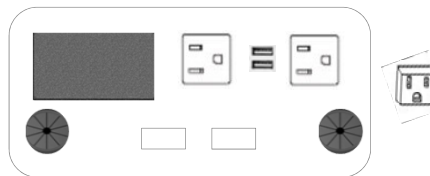


## SOFT-WIRED POWER

Code: PIG2S B/S/W

Includes (2) power, (1) AV plate cut-out, (2) data jack knockouts, (2) cord pass throughs, and (1) convenience outlet located on bottom of unit with 72" long soft-wired corded plug. Table tops include cut outs and are pre-drilled.

List Price: \$415 per unit



## SOFT-WIRED POWER/USB

Code: PIG2USBS B/S/W

Includes (2) power, (2) USB ports, (1) AV plate cut-out, (2) data jack knockouts, (2) cord pass throughs, and (1) convenience outlet located on bottom of unit with 72" long soft-wired corded plug. Table tops include cut outs and are pre-drilled.

List Price: \$580 per unit

## HARD-WIRED POWER

Code: PIG2H B/S/W

Includes (2) power, (1) AV plate cut-out, (2) data jack knockouts, (2) cord pass throughs, and (1) convenience outlet located on bottom of unit with 72" long hard-wire cord. Table tops include cut outs and are pre-drilled.

List Price: \$460 per unit

## HARD-WIRED POWER

Code: PIG2USBH B/S/W

Includes (2) power, (2) USB ports, (1) AV plate cut-out, (2) data jack knockouts, (2) cord pass throughs, and (1) convenience outlet located on bottom of unit with 72" long hard-wire cord. Table tops include cut outs and are pre-drilled.

List Price: \$635 per unit

**LOCATION CODES ARE ON PAGE 6**

# INTERFACE IITT POWER - NON-LINKING

Questions? Call 816-774-4050



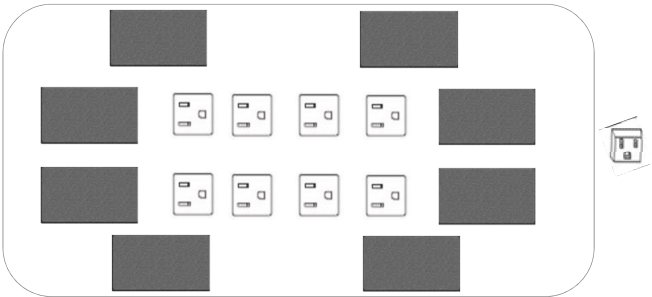
Specs: The Interface II TT Series offers 8 power outlets and 8 AV plates and (1) convenience outlet located underneath for added utility power. Units are wired for circuit one and include 108" long hardwire or soft-wired power cords. Optional feeder cable lengths include 72", 144" or 180" long. All table tops include cut-out(s) and are predrilled for units. Some assembly required.

**? in the Code represents COLOR.**

**Replace ? with one of the following: B-Black, S-Silver**

**Select the Location Code below for your power unit.**

**Select AV plates (if needed), AV plates can be found on page 8-9.**



## SOFT-WIRED POWER

Code: PIN8S B/S

Includes (8) power, (8) AV plate cut-outs, and (1) convenience outlet located on bottom of unit with 108" long soft-wired corded plug. Table tops include cut outs and are pre-drilled.

List Price: \$1665 per unit

## HARD-WIRED POWER

Code: PIN8H B/S

Includes (8) power, (8) AV plate cut-out, and (1) convenience outlet located on bottom of unit with 108" long hard-wired corded plug. Table tops include cut outs and are pre-drilled.

List Price: \$1665 per unit

**LOCATION CODES ARE ON PAGE 6**

# REEF POWER - NON-LINKING AND LINKING

Questions? Call 816-774-4050



Specs: The Reef is a drop in table top units offering capabilities of combining power, USB, data, and additional AV options. It features a retractable lid. Receptacles are 12A, 120 VAC. USB ports are 2.1 AMP. Reef units include (2) data/phone jack knockouts. Data Jacks and AV Plates are specified separately. All table tops include cut-out(s) and are predrilled for units. Some assembly required. UL listed.

Reef non-linking units are wired for circuit one and feature a 108" soft-wire corded plug.

Linking units are wired two circuits and include metal flexible interconnecting cables that mount to the underside of the top.

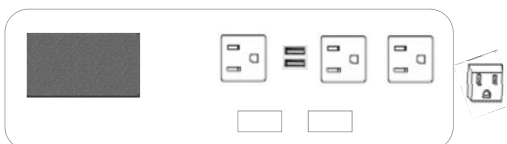
**SPEC SPARATELY HOW MANY FEEDER CABLES YOU NEED FOR YOUR LAYOUT**

**? in the Code represents COLOR.**

Replace ? with one of the following: B-Black, S-Silver, W-Gloss White.

**Select the Location Code below for your power unit.**

**Select Data Jacks or AV plates (if needed), found on page 8-9.**

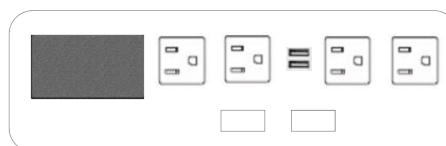


NON-LINKING

Code: PRF3USBAVC?

(3) Power, (2) USB, (1) AV Plate cut-out, (2) data jack knockouts (1) outlets under the table.

List Price: \$1240 per unit

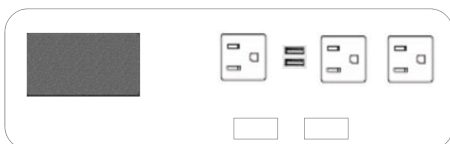


NON-LINKING

Code: PRF4USBAV?

(4) Power, (2) USB, (1) AV Plate cut-out, and (2) data jack knockouts

List Price: \$1240 List

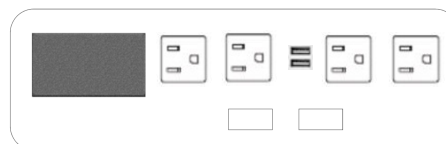


LINKING

Code: PRFL3USBAV?

(3) Power, (2) USB, (1) AV Plate cut-out, (2) data jack knockouts

List Price: \$1840 List



LINKING

Code: PRFL4USBAV?

(4) Power, (2) USB, (1) AV Plate cut-out, and (2) data jack knockouts

List Price: \$1840 List

## SPEC SPARATELY HOW MANY FEEDER CABLES YOU NEED FOR YOUR LAYOUT



Code: PSTS72F - Soft wire 72" long List Price \$220 per cable  
Code: PSTS96F - Soft wire 96" long List Price \$300 per cable  
Code: PSTS108F - Soft wire 108" long List Price \$340 per cable  
Code: PSTS120F - Soft wire 120" long List Price \$350 per cable  
Code: PSTS144F - Soft wire 144" long List Price \$380 per cable



Code: PSTH72F - Hardwire 72" long List Price \$140 per cable  
Code: PSTH96F - Hardwire 96" long List Price \$170 per cable  
Code: PSTH108F - Hardwire 108" long List Price \$180 per cable  
Code: PSTH120F - Hardwire 120" long List Price \$195 per cable  
Code: PSTH144F - Hardwire 144" long List Price \$220 per cable

**LOCATION CODES ARE ON PAGE 6**

# MINI - OASIS POWER - LINKING

Questions? Call 816-774-4050



Specs: The Mini-Oasis is a drop in table top units offering capabilities of combining power, USB, data, and additional AV options . It features two retractable lids.

Linking units are wired for two circuits and include metal flexible interconnecting cables that mount to the underside of the tops. Data Jacks and AV Plates are specified separately. All table tops include cut-out(s), and cover pan for the underside and are predrilled for units. Some assembly required. UL listed.

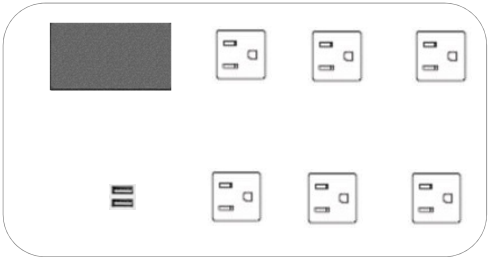
**SPEC SPARATELY HOW MANY FEEDER CABLES YOU NEED FOR YOUR LAYOUT**

**? in the Code represents COLOR.**

**Replace ? with one of the following: B-Black, S-Silver, W-Gloss White.**

**Select the Location Code below for your power unit.**

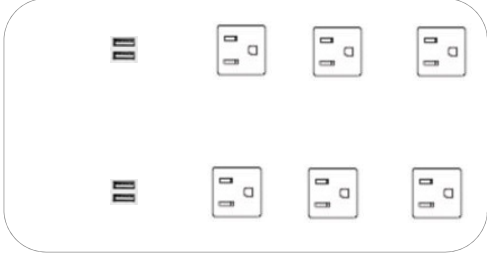
**Select Data Jacks or AV plates (if needed), found on page 8-9.**



Code: PML6USBAV?

(6) Power, (2) USB, and (1) AV Plate cut-out.

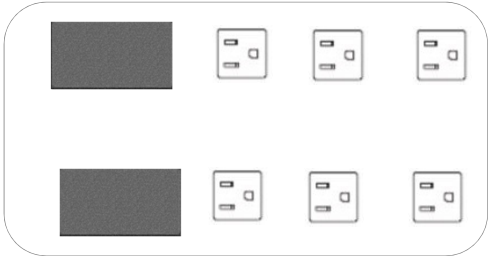
List Price: \$2720 per unit



Code: PML6USB2?

(6) Power and (4) USB.

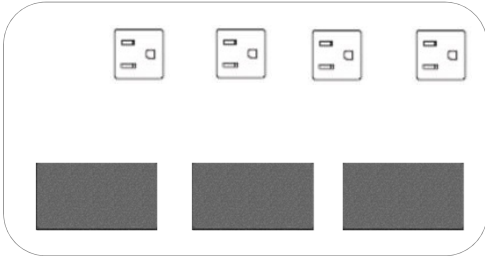
List Price: \$2910 per unit



Code: PML6AV2?

(6) Power and (2) AV Plate cut-outs.

List Price: \$2530 per unit



Code: PML4AV3?

(4) Power and (3) AV Plate cut-outs.

List Price: \$2530 per unit

## SPEC SPARATELY HOW MANY FEEDER CABLES YOU NEED FOR YOUR LAYOUT



Code: PSTS72F - Soft wire 72" long List Price \$220 per cable  
Code: PSTS96F - Soft wire 96" long List Price \$300 per cable  
Code: PSTS108F - Soft wire 108" long List Price \$340 per cable  
Code: PSTS120F - Soft wire 120" long List Price \$350 per cable  
Code: PSTS144F - Soft wire 144" long List Price \$380 per cable



Code: PSTH72F - Hardwire 72" long List Price \$140 per cable  
Code: PSTH96F - Hardwire 96" long List Price \$170 per cable  
Code: PSTH108F - Hardwire 108" long List Price \$180 per cable  
Code: PSTH120F - Hardwire 120" long List Price \$195 per cable  
Code: PSTH144F - Hardwire 144" long List Price \$220 per cable

**LOCATION CODES ARE ON PAGE 6**

### PERFORATED METAL MODESTY PANEL

9" High, 20 gauge steel with a durable powder coat finish. Available in black or silver. Modesty panels are free swinging on all tables. Not available on folding tables. Modesty panel and the underside of the table top are predrilled. Attachment Hardware and assembly instructions are included for field installation. Ganging plate and screws provided for tables longer than 72".  
Model Code: MM??

30" table	\$185 list price	48" table	\$230 list price	For 84" tables spec two 42" panels	\$450 list price
36" table	\$190 list price	60" table	\$245 list price	For 96" tables spec two 48" panels	\$460 list price
42" table	\$225 list price	72" table	\$265 list price		

### LAMINATED MODESTY PANEL

9" High, .75" thick particle board. Finished with laminate both sides and all edges. Modesty panel and the underside of the table top are predrilled. Attachment Hardware and assembly instructions are included for field installation.  
Model Code: ML??

30" table	\$210 list price	48" table	\$250 list price	For 84" tables spec two 42" panels	\$480 list price
36" table	\$230 list price	60" table	\$270 list price	For 96" tables spec two 48" panels	\$500 list price
42" table	\$240 list price	72" table	\$300 list price		

### VERTICAL ABS PLASTIC WIRE MANAGEMENT - ROUND

Half round shaped 2.68" x 1", combination of rigid and flexible PVC, vertical wire management. Heavy duty self-adhesive sticky tape is pre-installed on hinged edges of 22" long piece which allows track to conform easily to curved surface. Available in Black or Silver. Field Installed.  
Model Code: WVB (black) or WVS (silver)    \$25 list price per base

### VERTICAL ABS PLASTIC WIRE MANAGEMENT - RECTANGLE

Rectangle shaped 1" x 2", combination of rigid and flexible PVC, vertical wire management. Heavy duty self-adhesive sticky tape is pre-installed on hinged edges of 22" long piece which allows track to conform easily to surface. Available in Black or Silver. Field Installed.  
Model Code: WRB (black) or WRS (silver)    \$25 list price per base

### VERTICAL LASER CUT HOLE WIRE MANAGEMENT

1.5" x 2.5" holes cut in top and bottom of column to feed wire(s) in and out of base.  
Model Code: WB    \$50 list price per base

### HORIZONTAL WIRE MANAGEMENT TRACK

3" x .75" 4-channel wire management track, a co-extrusion with rigid sides and a softer top. Each channel is .75" x .625". In the center of each channel is a slot which has a memory, so it closes back up. Sold in 36" lengths, easily cut to desired length in the field. Features two strips of factory installed double sided tape on each 36" piece. Field Installed.  
Model Code: WH    \$80 list price per piece

### HORIZONTAL CONFERENCE WIRE MANAGEMENT TROUGH

12" wide x 34" long x 6" high 18 gage steel track, with eight 6" access holes, powder coated black. Attachment hardware and installation instructions are included. Field installed.  
Model Code: WT    \$475 list price per trough

### METAL MODESTY PANEL WIRE MANAGEMENT J-CHANNEL

16 gage x 3.5" high x 2.37" deep horizontal J-Channel that hangs on free swinging perforated metal modesty panel. J-Channel simply clips into modesty panel slots, no hardware required. Sits 4.75" below bottom of top. Available in black or silver powder coat. Field Installed.  
Model Code: WJ    \$210 list price per piece

### ROUND WIRE MANAGEMENT GROMMET

2.5" round abs plastic grommet. Tables are drilled out at factory for correct hole size. Insert and cap ship loose and are easily installed, no hardware required. Field installed.  
Model code: GS (silver) or GB (black)    \$20 list price each





## CANYON WIRE MANAGEMENT

All Canyon Bases come standard with two 2" diameter wire management holes located 3" to center of hole from top edge of base, on opposite sides of base to accommodate pass through of wire(s) from base to base or top to base. Optional wire management access door is 8" wide x 10" high and is located starting 2" above bottom of base below one of the wire management holes. Door features a 1" x .75" finger pull and is attached with Velcro to allow easy access of wire(s) and floor receptacle. The 18" bases feature 12" openings in top and bottom and can accommodate up to a regular power box. The 24" bases feature 18" openings in top and bottom and can accommodate up to a Double power box or Mini Oasis.

Model Code: ADCN \$300 list price per door for Canyon bases



## UNION WIRE MANAGEMENT

WM2: Union base wire management trough 1.5" deep x 3" wide rectangle 14 gage steel (\$300 list per base)  
Steel Wire Management Color: Any Hi5 standard powder coat



## TABLE GANGER

3.5" diameter 2-piece zinc die-cast table ganger. Simply twist and lock in place. See page 19 for possible configurations and location codes. Sold in sets, which consists of two gangers, four pieces. Attached with #10 x 3/4" screws. Factory installed.

Not available on solid surface table tops or wood edged table tops.

Not available on knife edge profiles.

Model code: TG-LOCATION \$135 list price per set/table

## QUICK RELEASE PLATE

Constructed of 11 gage heavy duty steel, the 3" x 6" quick release plates are designed for supporting pie/quarter round shaped tops without a base or ganging larger tables. Simply loosen the hand knobs, slide tables together, tighten hand knobs and tops are joined level and secure. The low profile knob eliminates any conflict between the user and the release mechanism. Inserts are factory installed, plate and knobs are field installed. Plate has a black powder coat finish, knobs are rigid molded plastic.

Available on solid surface table tops and wood edged table tops.

Not available on knife edge profiles.

Model Code: QR \$100 list price each plate

## MUTIPLE PIECE TABLES

Tables in multiple pieces require a field joint. Field joints have routed special shaped cut-outs on bottom of top and a grooved edge and use connector bolts and spline material to join tops together. Spline material is inserted into edge to guide and hold pieces together, the connector bolt is inserted into cut-out and tightened until seam is level and tight. Connector bolt is zinc plated, high carbon steel, 3.5" long, threaded about .75" of its length, with 1" cross pieces. Spline material is .125" hardboard cut in 1" widths and various lengths, dependent on table size. Field Installed.

Model Code: FJ \$300 list price each additional joint on tables 10' and under.

\*No Up-Charge, standard on tables longer than 10'

## FLAT PLATES

3" x 6", .125" thick fixed flat plates are used to provide additional leveling and support on multiple piece tops where there is no base support. Black powder coat finish. Plate, screws, and installation instructions are provided. Field installed.

Model Code: FP \$20 list price each plate

## ANTI-SAG BARS

12 gage fabricated steel bar attached to underside of table top. 2" wide, black powder coat finish. Factory installed.

Model code: AS \$100 list price each bar

\*Standard on tower collection 60", 66", and 72" tables.



## CPU HOLDER - FIXED UNIT

Securely clamps and holds CPU, steel with black epoxy finish. Height adjustment of 13.375" - 20.5".

Model Code: C1 - Width adjustment of 5.5" - 9.25" \$180 List Price Ea

Model Code: C2 - Width adjustment of 2.75" - 5.25" \$180 List Price Ea

## CPU HOLDER - SWIVEL UNIT

Securely clamps and holds CPU, steel with black epoxy finish. Height adjustment of 13.375" - 20.5", 360 degrees of swivel and 8.5" of travel provide easy access to connections on the rear of CPU.

Model Code: C3 - Width adjustment of 5.5" - 9.25" \$290 List Price Ea

Model Code: C4 - Width adjustment of 2.75" - 5.25" \$290 List Price Ea



## DIVIDER / PRIVACY PANELS

.5" thick clear frosted acrylic panels are 16" high and feature polished edges and through mount hardware. Tops are provided with pre-drilled holes. Assembly instructions are provided. Field Installed. Model Code: DPA??

Replace the ?? with the size of panel to complete the divider panel model code. [ex. DPA36 - is for a 36" long divider panel.]

24" panel \$720 list price 48" panel \$1385 list price 84" panel \$2620 list price

30" panel \$970 list price 60" panel \$1495 list price 96" panel \$2625 list price

36" panel \$1025 list price 66" panel \$1550 list price


42" panel \$1380 list price 72" panel \$1905 list price



## RADIUS CORNERS

Radius Corners are available in 1", 2", 3", 4" or 5" radius. Due to the limitations of some edge profiles, please consult the factory for edge profile and radius recommendations.

Model Code: RC? Contact Factory for pricing



## METAL TO METAL CONNECTION

A metal to metal connection is recommended for tables that are dis-assembled and assembled often as the particle board core may weaken and cause stability issues with the bases. 1/4-20 Brass inserts are factory installed and 1/4-20 x 3/4" screws are provided for field installation of bases. Inserts have fins on the outside diameter which provides higher pull-out resistance and prevents splintering and splitting. Model Code: TI

\$100 list price per table



## FOLDING TABLE LEG OVER LEG BRACKET

The bracket raises one of the legs of the table so that it will overlap the other leg and fold into the storage position. Aluminum construction, black anodized finish. Two pieces per table are required, (four when used with double T bases), Factory installed.

Tables are not horizontally stackable with riser brackets.

Standard on all folding tables requiring leg over leg application

Model Code:FRC (C Leg) or FRT (T Leg) \$90 list price (C or T leg) FRTT \$160 list price (TT leg)



## RECTANGLE FOLDING TABLE CART

Folding Table Cart for Rectangle Tables up to 30 x 72 tables; Flat stack folding table cart. Holds up to 30" wide x 72" long tables. Overall cart dimensions are 74.5"L x 31.5"W x 38"H. Cart weighs 96 lbs. and is black powder coated steel. Each cart holds 4-6 tables. Factory recommends to add customer's own straps to keep tables secure. Model Code: FC-72RE \$2700 list price



Folding Table Cart for Rectangle Tables up to 30 x 96 tables; Flat stack folding table cart. Holds up to 30" wide x 96" long tables. Overall cart dimensions are 105"L x 31.5"W x 38"H. Cart weighs 104 lbs. and is black powder coated steel. Each cart holds 4-6 tables. Factory recommends to add customer's own straps to keep tables secure. Model Code: FC-96RE \$2780 list price

## ROUND FOLDING TABLE CART

Folding Table Cart for Round Tables up to 72" round; Edge stack folding table cart. Holds 48", 60" and 72" round folding tables. Overall dimensions are 38.5" wide x 32.75" length x 50" height. Cart weighs 56 lbs and is black powder coated steel. Each cart holds four-six tables. Factory recommends to add customer's own straps to keep tables secure. Model Code: FC-Round \$2500 list price



## PUSH BUTTON ADJUSTABLE HEIGHT

The push button adjustable height option is a spring-clip column that allows adjustments in 1" increments. Available in two different ranges and various collections. Available in the following collections: Gateway, Harbor, Liberty, Supreme, and Tower.

Table Height Range: 26" - 35"

C's, T's, and Post legs	Model Code :AHC1, AHT1, AHP1	List Price: \$160 each base
X-Base, Supreme only	Model Code: AHX1	List Price: \$220 each base
TT-Base, Supreme only	Model Code: AHTT	List Price: \$300 each base

Table Height Range: 29" - 42"

C's, T's, and Post legs	Model Code: AHBC1, AHBT1, AHBP1	List Price: \$220 each base
X-Base, Supreme only	Model Code: AHX1	List Price: \$280 each base
TT-Base, Supreme only	Model Code: AHTT	List Price: \$430 each base

## HAND CRANK ADJUSTABLE HEIGHT

Adjustment at the turn of the handle. Available in the Liberty and the Empire collections



Empire - Screw thread adjustment with infinite stop positions. Adjust with manual crank handle at a rate of 6-1/3 turns per inch (4mm pitch). Table height range of 9.5", 27.25" - 36.75". Handle slides under table when not in use. Maximum lifting load of 180 pounds for single column and 225 pounds for two columns, maximum of three (3) columns adjusted from one crank handle. Option for Locking Casters is available which adds 2" to starting height.

## PNEUMATIC ADJUSTABLE HEIGHT

Pneumatic adjustment with easy lever release. Available in the Empire Collection only.



Pneumatic cylinder assist with infinite stop positions with no-bounce cylinder stop. Steel roller glide system. Unintentional-release resistant lever with cable release. Table height range of 17.7", 27.25"h to 45"h. Range Lifting force of forty four (44) pounds standard. Additional lifting forces are available, Contact Factory for information. Available options include Flip-top and Locking Casters. Locking Casters add 2" to starting height.

## ELECTRIC ADJUSTABLE HEIGHT

Electric motor adjustment at the touch of a switch. Available in the Liberty and Empire collections



Empire - Infinite stop positions with adjustment speed of 1.97" per second (50mm/sec). Two table height ranges to choose from: 19.69" of range, 27.25"h to 46.94"h or 26" of range, 22.25"h to 48.25"h. Simple up and down buttons, control up to 12 columns from a single keypad. Maximum lifting force of 225 pounds for two columns. Options and accessories include: Built-in Key pad w/display, Built-in memory keypad with display, key pad cable extensions, motor cable extensions, Link Cables, and safety sensors.



## ROUND & SQUARE FLIP TOP NESTING MECHANISM

Construction consists of 11 gauge stamped steel - Used on 42" and 48" flip-top nesting tables. Tops are predrilled for mechanism, field installed.

No Upcharge-Standard

Note: 42" square is maximum size available in the Gateway Collection.



## DUAL FLIP TOP NESTING MECHANISM

Consists of two latch assemblies designed to latch table in setup position, lever arm designed to support top in flipped position. Latches and lever arm factory installed in recessed pockets in top. Mounting plates are 5" x 11" x .25" steel, Top and Base supports are two 5.5" wide aluminum extrusions, length dependent upon table size. Extrusions are finished with a black powder coat, latches and lever have a durable black epoxy finish to match.

No Upcharge-Standard on all dual flip top tables



## POWER & A/V OPTIONS SEE PAGES 8-20

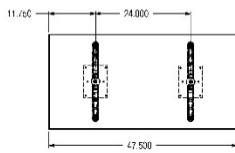
	MODEL CODE	LIST PRICE
Adjustable Height, push-pin (C, T and X Bases) Range 26"-35"	AH	\$245 per base
Adjustable Height, push-pin (C, T and X Bases) Range 29"-42"	AHB	\$320 per base
Adjustable Height, push-pin (TT Bases) Range 26"-35"	AH	\$340 per base
Adjustable Height, push-pin (TT Bases) Range 29"-42"	AHB	\$490 per base
Bar Height T, C and Y Bases	BH	\$90 per base
Bar Height TT-Base	BH	\$175 per base
Bar Height X-Base	BH	\$100 per base
Bar Height X4-Base	BH	\$315 per base
Customer specified hole in table top. Template required.	CNC	\$250 set up fee per template
Casters, locking	CS	\$20 per caster
Grommet (black or silver)	G (B/S)	\$20 per grommet
Polished Aluminum (C, T, Y and X Bases)	CR	\$90 per base
Polished Aluminum TT-Base	CR	\$165 per base
Polished Aluminum X-Base	CR	\$135 per base
Polished Aluminum X4-Base	CR	\$425 per base
Self-adjustable glides on base	SAGS	\$100 per base
Table gangers	TG	\$135 per table
Vertical ABS leg way for table base (black)	WR/B	\$50 per base
Vertical ABS leg way for table base (silver)	WR/S	\$50 per base
Vertical Laser cut holes in base (not available on X-base)	WB	\$50 per base
Horizontal 4-channel ABS extruded raceway	WH	\$80 per table

## MODESTY PANELS: 9" High straight panels

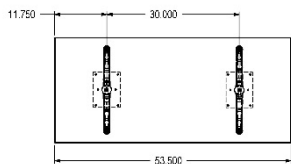
Laminate (Model Code: ML) Metal (Model Code: MM)

30" panel	\$210 list price	30" panel	\$185 list price
36" panel	\$230 list price	36" panel	\$190 list price
42" panel	\$240 list price	42" panel	\$225 list price
48" panel	\$250 list price	48" panel	\$230 list price
60" panel	\$270 list price	60" panel	\$245 list price
72" panel	\$300 list price	72" panel	\$265 list price

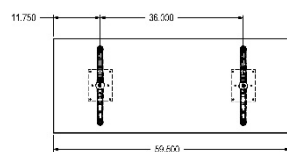
## Meeting Location Bases Inset



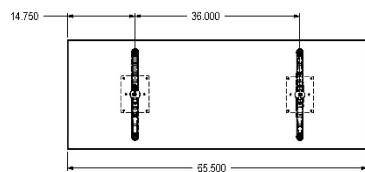
24 x 48



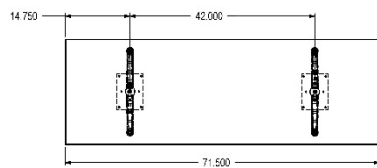
24 x 54



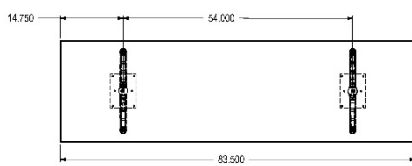
24 x 60



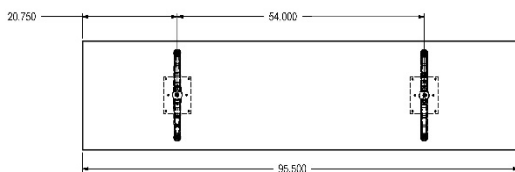
24 x 66



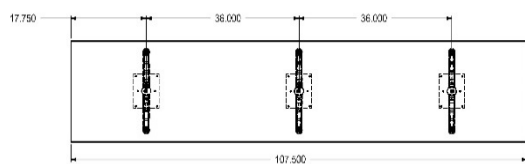
24 x 72



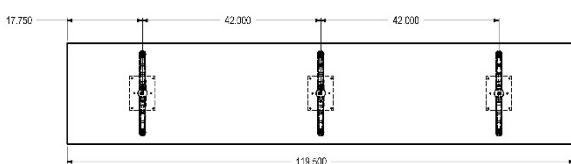
24 x 84



24 x 96

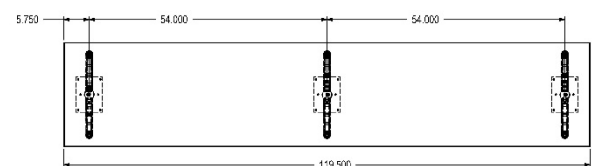
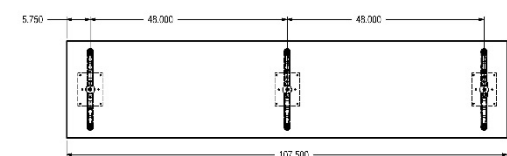
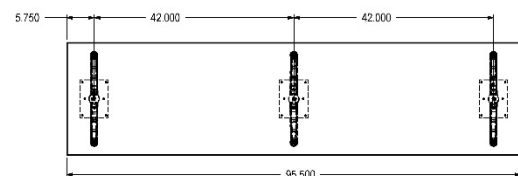
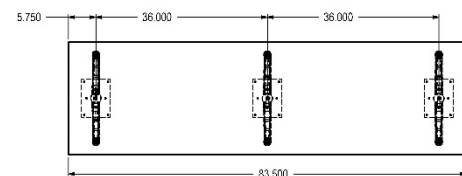
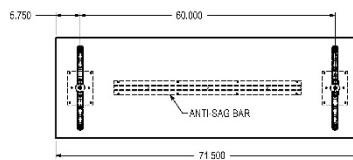
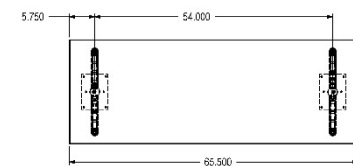
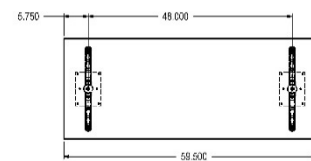
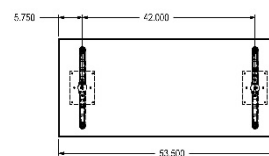
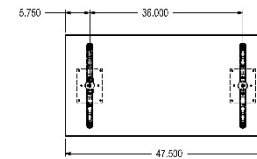


24 x 108



24 x 120

## Training Location Base Edges Mounted





**FINISHES NEEDED:** <http://hi5furniture.com/finishes/>

HPL Top: Hi5 Graded-in laminates or Non-Premium Wilsonart or Formica  
Edge Color: Any Hi5 standard  
Base Finish: Any Hi5 standard








			
	HPL Top Self edges Suffix L6	HPL Top Wood edges Suffix L20	HPL Top Plywood edges Suffix L17
			
HPL Top 3mm PVC Suffix L3	HPL Top Knife PVC Suffix L11	HPL Top Knife Wood Suffix L33	HPL Top Knife Plywood Suffix L18

Table Size	Top Shape	Table Function	Model Code:	Top QTY	Base QTY	Base Spread	Base Style			
24" x 29" H	round	stationary	SPX1 2429RDS	1	1	20"	X	\$710	\$845	\$1,275
24" x 29" H	round	nesting	SPX1 2429RDN	1	1	20"	X	\$1,115	\$1,250	\$1,800
24" x 36" H	round	stationary	SPX1 2436RDS	1	1	20"	X	\$810	\$945	\$1,375
24" x 36" H	round	nesting	SPX1 2436RDN	1	1	20"	X	\$1,215	\$1,350	\$1,900
24" x 42" H	round	stationary	SPX1 2442RDS	1	1	20"	X	\$810	\$945	\$1,375
24" x 42" H	round	nesting	SPX1 2442RDN	1	1	20"	X	\$1,215	\$1,350	\$1,900
30" x 29" H	round	stationary	SPX1 3029RDS	1	1	26"	X	\$775	\$970	\$1,520
30" x 29" H	round	nesting	SPX1 3029RDN	1	1	26"	X	\$1,190	\$1,375	\$2,055
30" x 36" H	round	stationary	SPX1 3036RDS	1	1	26"	X	\$875	\$1,070	\$1,620
30" x 36" H	round	nesting	SPX1 3036RDN	1	1	26"	X	\$1,290	\$1,475	\$2,155
30" x 42" H	round	stationary	SPX1 3042RDS	1	1	26"	X	\$875	\$1,070	\$1,620
30" x 42" H	round	nesting	SPX1 3042RDN	1	1	26"	X	\$1,290	\$1,475	\$2,155
36" x 29" H	round	stationary	SPX1 3629RDS	1	1	26"	X	\$920	\$1,065	\$1,770
36" x 29" H	round	nesting	SPX1 3629RDN	1	1	26"	X	\$1,330	\$1,480	\$2,315
36" x 36" H	round	stationary	SPX1 3636RDS	1	1	26"	X	\$1,020	\$1,165	\$1,870
36" x 36" H	round	nesting	SPX1 3636RDN	1	1	26"	X	\$1,430	\$1,580	\$2,415
36" x 42" H	round	stationary	SPX1 3642RDS	1	1	26"	X	\$1,020	\$1,165	\$1,870
36" x 42" H	round	nesting	SPX1 3642RDN	1	1	26"	X	\$1,430	\$1,580	\$2,415
42" x 29" H	round	stationary	SPX1 4229RDS	1	1	32"	X	\$1,135	\$1,150	\$2,140
42" x 29" H	round	nesting	SPX1 4229RDN	1	1	32"	X	\$1,545	\$1,640	\$2,675
42" x 36" H	round	stationary	SPX1 4236RDS	1	1	32"	X	\$1,235	\$1,250	\$2,240
42" x 36" H	round	nesting	SPX1 4236RDN	1	1	32"	X	\$1,645	\$1,740	\$2,775
42" x 42" H	round	stationary	SPX1 4242RDS	1	1	32"	X	\$1,235	\$1,250	\$2,240
42" x 42" H	round	nesting	SPX1 4242RDN	1	1	32"	X	\$1,645	\$1,740	\$2,775



**FINISHES NEEDED:** <http://hi5furniture.com/finishes/>

HPL Top: Hi5 Graded-in laminates or Non-Premium Wilsonart or Formica

Edge Color: Any Hi5 standard

Base Finish: Any Hi5 standard






			
	HPL Top Self edges Suffix L6	HPL Top Wood edges Suffix L20	HPL Top Plywood edges Suffix L17
			
HPL Top 3mm PVC Suffix L3	HPL Top Knife PVC Suffix L11	HPL Top Knife Wood Suffix L33	HPL Top Knife Plywood Suffix L18

Table Size	Top Shape	Table Function	Model Code:	Top QTY	Base QTY	Base Spread	Base Style			
48" x 29" H	round	stationary	SPX1 4829RDS	1	1	38"	X	\$1,190	\$1,415	\$2,495
48" x 29" H	round	nesting	SPX1 4829RDN	1	1	38"	X	\$1,595	\$1,820	\$3,025
48" x 36" H	round	stationary	SPX1 4836RDS	1	1	38"	X	\$1,290	\$1,515	\$2,595
48" x 36" H	round	nesting	SPX1 4836RDN	1	1	38"	X	\$1,695	\$1,920	\$3,125
48" x 42" H	round	stationary	SPX1 4842RDS	1	1	38"	X	\$1,290	\$1,515	\$2,595
48" x 42" H	round	nesting	SPX1 4842RDN	1	1	38"	X	\$1,695	\$1,920	\$3,125
54" x 29" H	round	stationary	SPX4 5429RDS	1	1	38"	X4	\$1,960	\$2,300	\$4,115
54" x 36" H	round	stationary	SPX4 5436RDS	1	1	38"	X4	\$2,275	\$2,615	\$4,430
54" x 42" H	round	stationary	SPX4 5442RDS	1	1	38"	X4	\$2,275	\$2,615	\$4,430
60" x 29" H	round	stationary	SPX4 6029RDS	1	1	38"	X4	\$2,030	\$2,510	\$4,570
60" x 36" H	round	stationary	SPX4 6036RDS	1	1	38"	X4	\$2,345	\$2,825	\$4,885
60" x 42" H	round	stationary	SPX4 6042RDS	1	1	38"	X4	\$2,345	\$2,825	\$4,885
72" x 29" H	round	stationary	SPX4 7229RDS	2	1	46"	X4	\$3,180	\$3,630	\$5,480
72" x 36" H	round	stationary	SPX4 7236RDS	2	1	46"	X4	\$3,495	\$3,945	\$5,795
72" x 42" H	round	stationary	SPX4 7242RDS	2	1	46"	X4	\$3,495	\$3,945	\$5,795
84" x 29" H	round	stationary	SPX4 8429RDS	2	1	58"	X4	\$3,275	\$3,720	\$8,050
84" x 36" H	round	stationary	SPX4 8436RDS	2	1	58"	X4	\$3,590	\$4,035	\$8,365
84" x 42" H	round	stationary	SPX4 8442RDS	2	1	58"	X4	\$3,590	\$4,035	\$8,365
96" x 29" H	round	stationary	SPX4 9629RDS	2	1	58"	X4	\$3,465	\$4,225	\$8,215
96" x 36" H	round	stationary	SPX4 9636RDS	2	1	58"	X4	\$3,780	\$4,540	\$8,530
96" x 42" H	round	stationary	SPX4 9642RDS	2	1	58"	X4	\$3,780	\$4,540	\$8,530



**FINISHES NEEDED:** <http://hi5furniture.com/finishes/>

HPL Top: Hi5 Graded-in laminates or Non-Premium Wilsonart or Formica

Edge Color: Any Hi5 standard

Base Finish: Any Hi5 standard








	 <p>HPL Top Self edges <b>Suffix L6</b></p>	 <p>HPL Top Wood edges <b>Suffix L20</b></p>	 <p>HPL Top Plywood edges <b>Suffix L17</b></p>
 <p>HPL Top 3mm PVC <b>Suffix L3</b></p>	 <p>HPL Top Knife PVC <b>Suffix L11</b></p>	 <p>HPL Top Knife Wood <b>Suffix L33</b></p>	 <p>HPL Top Knife Plywood <b>Suffix L18</b></p>

Table Size	Top Shape	Table Function	Model Code:	Top QTY	Base QTY	Base Spread	Base Style			
24" x 24" x 29" H	square	stationary	SPX1 24S2429QS	1	1	20"	X	\$625	\$750	\$1,045
24" x 24" x 29" H	square	nesting	SPX1 242429SQN	1	1	20"	X	\$1,030	\$1,160	\$1,530
24" x 24" x 36" H	square	stationary	SPX1 24S2436QS	1	1	20"	X	\$725	\$850	\$1,145
24" x 24" x 36" H	square	nesting	SPX1 236436SQN	1	1	20"	X	\$1,130	\$1,260	\$1,630
24" x 24" x 42" H	square	stationary	SPX1 24S2442QS	1	1	20"	X	\$725	\$850	\$1,145
24" x 24" x 42" H	square	nesting	SPX1 242442SQN	1	1	20"	X	\$1,130	\$1,260	\$1,630
30" x 30" x 29" H	square	stationary	SPX1 303029SQS	1	1	26"	X	\$705	\$865	\$1,270
30" x 30" x 29" H	square	nesting	SPX1 303029SQN	1	1	26"	X	\$1,115	\$1,275	\$1,755
30" x 30" x 36" H	square	stationary	SPX1 303036SQS	1	1	26"	X	\$805	\$965	\$1,370
30" x 30" x 36" H	square	nesting	SPX1 303036SQN	1	1	26"	X	\$1,215	\$1,375	\$1,855
30" x 30" x 42" H	square	stationary	SPX1 303042SQS	1	1	26"	X	\$805	\$965	\$1,370
30" x 30" x 42" H	square	nesting	SPX1 303042SQN	1	1	26"	X	\$1,215	\$1,375	\$1,855
36" x 36" x 29" H	square	stationary	SPX1 363629SQS	1	1	26"	X	\$865	\$1,005	\$1,535
36" x 36" x 29" H	square	nesting	SPX1 363629SQN	1	1	26"	X	\$1,275	\$1,420	\$2,025
36" x 36" x 36" H	square	stationary	SPX1 363636SQS	1	1	26"	X	\$965	\$1,105	\$1,635
36" x 36" x 36" H	square	nesting	SPX1 363636SQN	1	1	26"	X	\$1,375	\$1,520	\$2,125
36" x 36" x 42" H	square	stationary	SPX1 363642SQS	1	1	26"	X	\$965	\$1,105	\$1,635
36" x 36" x 42" H	square	nesting	SPX1 363642SQN	1	1	26"	X	\$1,375	\$1,520	\$2,125
42" x 42" x 29" H	square	stationary	SPX1 424229SQS	1	1	33"	X	\$880	\$1,275	\$1,960
42" x 42" x 29" H	square	nesting	SPX1 424229SQN	1	1	33"	X	\$1,370	\$1,680	\$2,435
42" x 42" x 36" H	square	stationary	SPX1 363636SQS	1	1	33"	X	\$980	\$1,375	\$2,060
42" x 42" x 36" H	square	nesting	SPX1 363636SQN	1	1	33"	X	\$1,470	\$1,780	\$2,535
42" x 42" x 42" H	square	stationary	SPX1 424242SQS	1	1	33"	X	\$980	\$1,375	\$2,060
42" x 42" x 42" H	square	nesting	SPX1 424242SQN	1	1	33"	X	\$1,470	\$1,780	\$2,535



**FINISHES NEEDED:** <http://hi5furniture.com/finishes/>

HPL Top: Hi5 Graded-in laminates or Non-Premium Wilsonart or Formica

Edge Color: Any Hi5 standard

Base Finish: Any Hi5 standard

Table Size	Top Shape	Table Function	Model Code:	Top QTY	Base QTY	Base Spread	Base Style	HPL Top 3mm PVC Suffix L3	HPL Top Knife PVC Suffix L11	HPL Top Knife Wood Suffix L33	HPL Top Knife Plywood Suffix L18
48" x 48" x 29" H	square	stationary	SPX1 484829SQS	1	1	38"	X	\$1,035	\$1,320		\$2,155
48" x 48" x 29" H	square	nesting	SPX1 484829SQN	1	1	38"	X	\$1,435	\$1,735		\$2,635
48" x 48" x 36" H	square	stationary	SPX1 484836SQS	1	1	38"	X	\$1,135	\$1,420		\$2,255
48" x 48" x 36" H	square	nesting	SPX1 484836SQN	1	1	38"	X	\$1,535	\$1,835		\$2,735
48" x 48" x 42" H	square	stationary	SPX1 484842SQS	1	1	38"	X	\$1,135	\$1,420		\$2,255
48" x 48" x 42" H	square	nesting	SPX1 484842SQN	1	1	38"	X	\$1,535	\$1,835		\$2,735
54" x 54" x 29" H	square	stationary	SPX4 54S5429QS	1	1	38"	X4	\$1,830	\$2,310		\$3,640
54" x 54" x 36" H	square	stationary	SPX4 54S5436QS	1	1	38"	X4	\$2,145	\$2,625		\$3,955
54" x 54" x 42" H	square	stationary	SPX4 54S5442QS	1	1	38"	X4	\$2,145	\$2,625		\$3,955
60" x 60" x 29" H	square	stationary	SPX4 606029SQS	1	1	38"	X4	\$1,880	\$2,395		\$3,830
60" x 60" x 36" H	square	stationary	SPX4 606036SQS	1	1	38"	X4	\$2,195	\$2,710		\$4,145
60" x 60" x 42" H	square	stationary	SPX4 606042SQS	1	1	38"	X4	\$2,195	\$2,710		\$4,145

## POWER & A/V OPTIONS SEE PAGES 8-20

## SUPREME TABLE OPTIONS, SEE PAGE 163

Bar Height X-Base	BH	\$100 per base
Bar Height X4-Base	BH	\$315 per base
Casters, locking	CS	\$20 per caster
Polished Aluminum X-Base	CR	\$135 per base
Polished Aluminum X4-Base	CR	\$425 per base
Vertical Laser cut holes in base	WB	\$50 per base
Horizontal 4-channel ABS extruded raceway	WH	\$80 per table



TRAPEZOID



HALF ROUND



CRESCENT

NOTE: Nesting tables come standard on locking casters.

**FINISHES NEEDED:** <http://hi5furniture.com/finishes/>

HPL Top: Hi5 Graded-in laminates or Non-Premium Wilsonart or Formica

Edge Color: Any Hi5 standard

Base Finish: Any Hi5 standard



Table Size	Top Shape	Table Function	Model Code:	Base QTY	Base Spread	Base Style	
24 x 48 x 29" H	half round	stationary	SPT1 244829HR S	2	15"	T	\$785
24 x 48 x 29" H	half round	nesting	SPT1 244829HR N	2	15"	T	\$1,285
30 x 60 x 29" H	half round	stationary	SPT1 306029HR S	2	20"	T	\$920
30 x 60 x 29" H	half round	nesting	SPT1 306029HR N	2	20"	T	\$1,420
36 x 72 x 29" H	half round	stationary	SPT1 367229HR S	2	26"	T	\$1,135
36 x 72 x 29" H	half round	nesting	SPT1 367229HR N	2	26"	T	\$1,625
24 x 60 x 29" H	trapezoid	stationary	SPT1 246029TZ S	2	15"	T	\$750
24 x 60 x 29" H	trapezoid	nesting	SPT1 246029TZ N	2	15"	T	\$1,205
24 x 72 x 29" H	trapezoid	stationary	SPT1 247229TZ S	2	15"	T	\$885
24 x 72 x 29" H	trapezoid	nesting	SPT1 247229TZ N	2	15"	T	\$1,340
30 x 60 x 29" H	trapezoid	stationary	SPT1 306029TZ S	2	20"	T	\$845
30 x 60 x 29" H	trapezoid	nesting	SPT1 306029TZ N	2	20"	T	\$1,305
30 x 72 x 29" H	trapezoid	stationary	SPT1 307229TZ S	2	20"	T	\$1,005
30 x 72 x 29" H	trapezoid	nesting	SPT1 307229TZ N	2	20"	T	\$1,465
24 x 48 x 29" H	crescent	stationary	SPT1 244829CR S	2	20"	T	\$1,200
24 x 48 x 29" H	crescent	nesting	SPT1 244829CR N	2	20"	T	\$1,700
30 x 60 x 29" H	crescent	stationary	SPT1 306029CR S	2	26"	T	\$1,585
30 x 60 x 29" H	crescent	nesting	SPT1 306029CR N	2	26"	T	\$2,075
36 x 72 x 29" H	crescent	stationary	SPT1 367229CR S	2	26"	T	\$1,975

## POWER & A/V OPTIONS SEE PAGES 8-20

## SUPREME TABLE OPTIONS, SEE PAGE 163

Bar Height T, C and Y Bases	BH	\$90 per base
Casters, locking	CS	\$20 per caster
Polished Aluminum (C, T, Y and X Bases)	CR	\$90 per base
Vertical Laser cut holes in base (not available on X-base)	WB	\$50 per base
Horizontal 4-channel ABS extruded raceway	WH	\$80 per table










**FINISHES NEEDED:** <http://hi5furniture.com/finishes/>

HPL Top: Hi5 Graded-in laminates or Non-Premium Wilsonart or Formica

Edge Color: Any Hi5 standard

Base Finish: Any Hi5 standard

Table Size	Top Shape	Table Function	Model Code:	Top QTY	Base QTY	Base Spread	Base Style	HPL Top 3mm PVC Suffix L3	HPL Top Knife PVC Suffix L11	HPL Top Knife Wood Suffix L33	HPL Top Knife Plywood Suffix L18
18 x 48 x 29" H	rectangle	stationary	SPT1 184829RES	1	2	15	T	\$830	\$950		\$1,540
18 x 48 x 29" H	rectangle	nesting	SPT1 184829REN	1	2	15	T	\$1,370	\$1,500		\$2,195
18 x 48 x 29" H	rectangle	stationary	SPY0 184829RES	1	2	18	Y	\$1,030	\$1,100		\$1,625
18 x 60 x 29" H	rectangle	stationary	SPT1 186029RES	1	2	15	T	\$890	\$1,010		\$1,490
18 x 60 x 29" H	rectangle	folding	SPT1 186029REF	1	2	15	T	\$1,260	\$1,390		\$1,935
18 x 60 x 29" H	rectangle	nesting	SPT1 186029REN	1	2	15	T	\$1,440	\$1,575		\$2,145
18 x 60 x 29" H	rectangle	stationary	SPY0 186029RES	1	2	18	Y	\$1,110	\$1,190		\$1,860
18 x 72 x 29" H	rectangle	stationary	SPT1 187229RES	1	2	15	T	\$935	\$1,090		\$1,625
18 x 72 x 29" H	rectangle	folding	SPT1 187229REF	1	2	15	T	\$1,310	\$1,460		\$2,070
18 x 72 x 29" H	rectangle	nesting	SPT1 187229REN	1	2	15	T	\$1,485	\$1,640		\$2,275
18 x 72 x 29" H	rectangle	stationary	SPY0 187229RES	1	2	18	Y	\$1,185	\$1,280		\$2,120
18 x 84 x 29" H	rectangle	stationary	SPT1 188429RES	1	2	15	T	\$1,135	\$1,255		\$1,925
18 x 84 x 29" H	rectangle	folding	SPT1 188429REF	1	2	15	T	\$1,535	\$1,660		\$2,400
18 x 84 x 29" H	rectangle	stationary	SPY0 188429RES	1	2	18	Y	\$1,335	\$1,440		\$2,855
18 x 96 x 29" H	rectangle	stationary	SPT1 189629RES	1	2	15	T	\$1,145	\$1,325		\$2,245
18 x 96 x 29" H	rectangle	folding	SPT1 189629REF	1	2	15	T	\$1,550	\$1,735		\$2,725
18 x 96 x 29" H	rectangle	stationary	SPY0 189629RES	1	2	18	Y	\$1,340	\$1,470		\$2,825

	 <p>HPL Top Self edges <b>Suffix L6</b></p>	 <p>HPL Top Wood edges <b>Suffix L20</b></p>	 <p>HPL Top Plywood edges <b>Suffix L17</b></p>
 <p>HPL Top 3mm PVC <b>Suffix L3</b></p>	 <p>HPL Top Knife PVC <b>Suffix L11</b></p>	 <p>HPL Top Knife Wood <b>Suffix L33</b></p>	 <p>HPL Top Knife Plywood <b>Suffix L18</b></p>

**POWER & A/V OPTIONS SEE PAGES 8-20**

**SUPREME TABLE OPTIONS, SEE PAGE 163**

Bar Height T, C and Y Bases	BH	\$90 per base
Casters, locking	CS	\$20 per caster
Polished Aluminum (C, T, Y and X Bases)	CR	\$90 per base
Vertical Laser cut holes in base (not available on X-base)	WB	\$50 per base
Horizontal 4-channel ABS extruded raceway	WH	\$80 per table





**FINISHES NEEDED:** <http://hi5furniture.com/finishes/>

HPL Top: Hi5 Graded-in laminates or Non-Premium Wilsonart or Formica

Edge Color: Any Hi5 standard

Base Finish: Any Hi5 standard








	 <p>HPL Top Self edges <b>Suffix L6</b></p>	 <p>HPL Top Wood edges <b>Suffix L20</b></p>	 <p>HPL Top Plywood edges <b>Suffix L17</b></p>
 <p>HPL Top 3mm PVC <b>Suffix L3</b></p>	 <p>HPL Top Knife PVC <b>Suffix L11</b></p>	 <p>HPL Top Knife Wood <b>Suffix L33</b></p>	 <p>HPL Top Knife Plywood <b>Suffix L18</b></p>

Table Size	Top Shape	Table Function	Model Code:	Top QTY	Base QTY	Base Spread	Base Style			
24 x 48 x 29" H	rectangle	stationary	SPT1 244829RES	1	2	20	T	\$865	\$1,045	\$1,540
24 x 48 x 29" H	rectangle	stationary	SPY0 244829RES	1	2	18"	Y	\$1,050	\$1,120	\$1,625
24 x 48 x 29" H	rectangle	nesting	SPT1 244829REN	1	2	20	T	\$1,415	\$1,595	\$2,195
24 x 60 x 29" H	rectangle	stationary	SPT1 246029RES	1	2	20"	T	\$915	\$1,120	\$1,715
24 x 60 x 29" H	rectangle	stationary	SPY0 246029RES	1	2	18"	Y	\$1,135	\$1,215	\$1,860
24 x 60 x 29" H	rectangle	folding	SPT1 246029REF	1	2	20	T	\$1,280	\$1,495	\$2,155
24 x 60 x 29" H	rectangle	nesting	SPT1 246029REN	1	2	20	T	\$1,465	\$1,670	\$2,370
24 x 72 x 29" H	rectangle	stationary	SPT1 247229RES	1	2	20	T	\$955	\$1,210	\$1,880
24 x 72 x 29" H	rectangle	stationary	SPY0 247229RES	1	2	18"	Y	\$1,210	\$1,305	\$2,120
24 x 72 x 29" H	rectangle	folding	SPT1 247229REF	1	2	20	T	\$1,330	\$1,585	\$2,320
24 x 72 x 29" H	rectangle	nesting	SPT1 247229REN	1	2	20	T	\$1,515	\$1,765	\$2,530
24 x 84 x 29" H	rectangle	stationary	SPT1 248429RES	1	2	20	T	\$1,155	\$1,405	\$2,245
24 x 84 x 29" H	rectangle	stationary	SPY0 248429RES	1	2	18"	Y	\$1,365	\$1,470	\$2,815
24 x 84 x 29" H	rectangle	folding	SPT1 248429REF	1	2	20	T	\$1,555	\$1,815	\$2,725
24 x 96 x 29" H	rectangle	stationary	SPT1 249629RES	1	2	20	T	\$1,165	\$1,500	\$2,425
24 x 96 x 29" H	rectangle	stationary	SPY0 249629RES	1	2	18"	Y	\$1,370	\$1,495	\$2,825
24 x 96 x 29" H	rectangle	folding	SPT1 249629REF	1	2	20	T	\$1,575	\$1,920	\$2,910

**POWER & A/V OPTIONS SEE PAGES 8-20**

**SUPREME TABLE OPTIONS, SEE PAGE 163**

Bar Height T, C and Y Bases	BH	\$90 per base
Castors, locking	CS	\$20 per caster
Polished Aluminum (C, T, Y and X Bases)	CR	\$90 per base
Vertical Laser cut holes in base (not available on X-base)	WB	\$50 per base
Horizontal 4-channel ABS extruded raceway	WH	\$80 per table



**FINISHES NEEDED:** <http://hi5furniture.com/finishes/>

HPL Top: Hi5 Graded-in laminates or Non-Premium Wilsonart or Formica

Edge Color: Any Hi5 standard

Base Finish: Any Hi5 standard








	 <p>HPL Top Self edges <b>Suffix L6</b></p>	 <p>HPL Top Wood edges <b>Suffix L20</b></p>	 <p>HPL Top Plywood edges <b>Suffix L17</b></p>
 <p>HPL Top 3mm PVC <b>Suffix L3</b></p>	 <p>HPL Top Knife PVC <b>Suffix L11</b></p>	 <p>HPL Top Knife Wood <b>Suffix L33</b></p>	 <p>HPL Top Knife Plywood <b>Suffix L18</b></p>

Table Size	Top Shape	Table Function	Model Code:	Top QTY	Base QTY	Base Spread	Base Style			
30 x 48 x 29" H	rectangle	stationary	SPT1 304829RES	1	2	26	T	\$940	\$1,155	\$1,745
30 x 48 x 29" H	rectangle	stationary	SPY0 304829RES	1	2	23	Y	\$1,185	\$1,260	\$1,920
30 x 48 x 29" H	rectangle	nesting	SPT1 304829REN	1	2	26	T	\$1,480	\$1,695	\$2,380
30 x 60 x 29" H	rectangle	stationary	SPT1 306029RES	1	2	26	T	\$995	\$1,255	\$1,960
30 x 60 x 29" H	rectangle	stationary	SPY0 306029RES	1	2	23	Y	\$1,280	\$1,370	\$2,220
30 x 60 x 29" H	any shape	stationary	SPT1 306029??S	1	2	26	T	\$1,260	\$1,355	\$2,070
30 x 60 x 29" H	any shape	stationary	SPY1 306029??S	1	2	23	Y	\$1,280	\$1,370	\$2,525
30 x 60 x 29" H	rectangle	folding	SPT1 306029REF	1	2	26	T	\$1,355	\$1,610	\$2,380
30 x 60 x 29" H	rectangle	nesting	SPT1 306029REN	1	2	26	T	\$1,535	\$1,795	\$2,590
30 x 72 x 29" H	rectangle	stationary	SPT1 307229RES	1	2	26	T	\$1,050	\$1,360	\$2,165
30 x 72 x 29" H	rectangle	stationary	SPY0 307229RES	1	2	23	Y	\$1,375	\$1,480	\$2,540
30 x 72 x 29" H	any shape	stationary	SPT1 307229??S	1	2	26	T	\$1,315	\$1,460	\$2,275
30 x 72 x 29" H	any shape	stationary	SPY1 307229??S	1	2	23	Y	\$1,375	\$1,480	\$2,845
30 x 72 x 29" H	rectangle	folding	SPT1 307229REF	1	2	26	T	\$1,410	\$1,720	\$2,590
30 x 72 x 29" H	rectangle	nesting	SPT1 307229REN	1	2	26	T	\$1,590	\$1,905	\$2,810
30 x 84 x 29" H	rectangle	stationary	SPT1 308429RES	1	2	26	T	\$1,275	\$1,595	\$2,590
30 x 84 x 29" H	rectangle	stationary	SPY0 308429RES	1	2	23	Y	\$1,535	\$1,655	\$3,405
30 x 84 x 29" H	any shape	stationary	SPT1 308429??S	1	2	26	T	\$1,570	\$1,700	\$2,725
30 x 84 x 29" H	any shape	stationary	SPY1 308429??S	1	2	23	Y	\$1,535	\$1,655	\$3,735
30 x 84 x 29" H	rectangle	folding	SPT1 308429REF	1	2	26	T	\$1,665	\$1,990	\$3,055
30 x 96 x 29" H	rectangle	stationary	SPT1 309629RES	1	2	26	T	\$1,295	\$1,705	\$2,820
30 x 96 x 29" H	rectangle	stationary	SPY0 309629RES	1	2	23	Y	\$1,550	\$1,685	\$3,430
30 x 96 x 29" H	any shape	stationary	SPT1 309629??S	1	2	26	T	\$1,585	\$1,805	\$2,955
30 x 96 x 29" H	any shape	stationary	SPY1 309629??S	1	2	23	Y	\$1,550	\$1,685	\$3,800
30 x 96 x 29" H	rectangle	folding	SPT1 309629REF	1	2	26	T	\$1,685	\$2,095	\$3,285

**POWER & A/V OPTIONS SEE PAGES 8-20**

**SUPREME TABLE OPTIONS, SEE PAGE 163**

Bar Height T, C and Y Bases	BH	\$90 per base
Casters, locking	CS	\$20 per caster
Polished Aluminum (C, T, Y and X Bases)	CR	\$90 per base
Vertical Laser cut holes in base (not available on X-base)	WB	\$50 per base
Horizontal 4-channel ABS extruded raceway	WH	\$80 per table



**FINISHES NEEDED:** <http://hi5furniture.com/finishes/>

HPL Top: Hi5 Graded-in laminates or Non-Premium Wilsonart or Formica

Edge Color: Any Hi5 standard

Base Finish: Any Hi5 standard








	 <p>HPL Top Self edges <b>Suffix L6</b></p>	 <p>HPL Top Wood edges <b>Suffix L20</b></p>	 <p>HPL Top Plywood edges <b>Suffix L17</b></p>
 <p>HPL Top 3mm PVC <b>Suffix L3</b></p>	 <p>HPL Top Knife PVC <b>Suffix L11</b></p>	 <p>HPL Top Knife Wood <b>Suffix L33</b></p>	 <p>HPL Top Knife Plywood <b>Suffix L18</b></p>

Table Size	Top Shape	Table Function	Model Code:	Top QTY	Base QTY	Base Spread	Base Style			
36 x 48 x 29" H	rectangle	stationary	SPT1 364829RES	1	2	26	T	\$1,205	\$1,370	\$2,070
36 x 48 x 29" H	rectangle	stationary	SPY1 364829RES	1	2	33	Y	\$1,900	\$1,980	\$2,790
36 x 60 x 29" H	rectangle	stationary	SPT1 366029RES	1	2	26	T	\$1,280	\$1,490	\$2,315
36 x 60 x 29" H	rectangle	stationary	SPY1 366029RES	1	2	33	Y	\$2,025	\$2,125	\$3,155
36 x 60 x 29" H	any shape	stationary	SPT1 366029??S	1	2	26	T	\$1,545	\$1,585	\$2,430
36 x 60 x 29" H	any shape	stationary	SPY1 366029??S	1	2	33	Y	\$2,025	\$2,125	\$3,460
36 x 72 x 29" H	rectangle	stationary	SPT1 367229RES	1	2	26	T	\$1,365	\$1,605	\$2,565
36 x 72 x 29" H	rectangle	stationary	SPY1 367229RES	1	2	33	Y	\$2,140	\$2,255	\$3,535
36 x 72 x 29" H	any shape	stationary	SPT1 367229??S	1	2	26	T	\$1,635	\$1,705	\$2,675
36 x 72 x 29" H	any shape	stationary	SPY1 367229??S	1	2	33	Y	\$2,140	\$2,255	\$3,840
36 x 84 x 29" H	rectangle	stationary	SPT2 368429RES	1	2	34	TT	\$1,935	\$2,125	\$3,355
36 x 84 x 29" H	rectangle	stationary	SPY1 368429RES	1	2	33	Y	\$2,590	\$2,755	\$4,605
36 x 84 x 29" H	any shape	stationary	SPT2 368429??S	1	2	34	TT	\$2,230	\$2,235	\$3,510
36 x 84 x 29" H	any shape	stationary	SPY1 368429??S	1	2	33	Y	\$2,590	\$2,755	\$4,935
36 x 96 x 29" H	rectangle	stationary	SPT2 369629RES	1	2	34	TT	\$1,955	\$2,255	\$3,630
36 x 96 x 29" H	rectangle	stationary	SPY1 369629RES	1	2	33	Y	\$2,730	\$2,905	\$4,765
36 x 96 x 29" H	any shape	stationary	SPT2 369629??S	1	2	34	TT	\$2,245	\$2,395	\$3,750
36 x 96 x 29" H	any shape	stationary	SPY1 369629??S	1	2	33	Y	\$2,730	\$2,905	\$5,070
36 x 120 x 29" H	rectangle	stationary	SPT2 3612029RES	1	3	34	TT	\$2,645	\$3,040	\$4,790

## POWER & A/V OPTIONS SEE PAGES 8-20

## SUPREME TABLE OPTIONS, SEE PAGE 163

Bar Height T, C and Y Bases	BH	\$90 per base
Bar Height TT-Base	BH	\$175 per base
Casters, locking	CS	\$20 per caster
Polished Aluminum (C, T, Y and X Bases)	CR	\$90 per base
Polished Aluminum TT-Base	CR	\$165 per base
Vertical Laser cut holes in base (not available on X-base)	WB	\$50 per base
Horizontal 4-channel ABS extruded raceway	WH	\$80 per table



**FINISHES NEEDED:** <http://hi5furniture.com/finishes/>

HPL Top: Hi5 Graded-in laminates or Non-Premium Wilsonart or Formica

Edge Color: Any Hi5 standard

Base Finish: Any Hi5 standard








	 <p>HPL Top Self edges <b>Suffix L6</b></p>	 <p>HPL Top Wood edges <b>Suffix L20</b></p>	 <p>HPL Top Plywood edges <b>Suffix L17</b></p>
 <p>HPL Top 3mm PVC <b>Suffix L3</b></p>	 <p>HPL Top Knife PVC <b>Suffix L11</b></p>	 <p>HPL Top Knife Wood <b>Suffix L33</b></p>	 <p>HPL Top Knife Plywood <b>Suffix L18</b></p>

Table Size	Top Shape	Table Function	Model Code:	Top QTY	Base QTY	Base Spread	Base Style			
42 x 60 x 29" H	rectangle	stationary	SPT2 426029RES	1	2	34	TT	\$1,525	\$1,905	\$2,980
42 x 60 x 29" H	rectangle	stationary	SPY1 426029RES	1	2	33	Y	\$2,015	\$2,120	\$3,770
42 x 60 x 29" H	any shape	stationary	SPT2 426029??S	1	2	34	TT	\$1,790	\$2,000	\$3,090
42 x 60 x 29" H	any shape	stationary	SPY1 426029??S	1	2	33	Y	\$2,130	\$2,250	\$4,075
42 x 72x 29" H	rectangle	stationary	SPT2 427229RES	1	2	34	TT	\$1,600	\$2,055	\$3,300
42 x 72x 29" H	rectangle	stationary	SPY1 427229RES	1	2	33	Y	\$2,135	\$2,255	\$4,270
42 x 72x 29" H	any shape	stationary	SPT2 427229??S	1	2	34	TT	\$1,865	\$2,155	\$3,420
42 x 72x 29" H	any shape	stationary	SPY1 427229??S	1	2	33	Y	\$2,245	\$2,375	\$4,570
42 x 84x 29" H	rectangle	stationary	SPT2 428429RES	1	2	34	TT	\$1,955	\$3,350	\$5,070
42 x 84x 29" H	rectangle	stationary	SPY1 428429RES	1	2	33	Y	\$2,620	\$2,790	\$5,730
42 x 84x 29" H	any shape	stationary	SPT2 428429??S	1	2	34	TT	\$2,245	\$3,465	\$5,185
42 x 84x 29" H	any shape	stationary	SPY1 428429??S	1	2	33	Y	\$2,730	\$2,915	\$6,000
42 x 96x 29" H	rectangle	stationary	SPT2 429629RES	1	2	34	TT	\$2,070	\$3,515	\$5,425
42 x 96x 29" H	rectangle	stationary	SPY1 429629RES	1	2	33	Y	\$2,675	\$2,850	\$5,780
42 x 96x 29" H	any shape	stationary	SPT2 429629??S	1	2	34	TT	\$2,255	\$3,630	\$5,200
42 x 96x 29" H	any shape	stationary	SPY1 429629??S	1	2	33	Y	\$2,770	\$2,960	\$6,440
42 x 120 x 29" H	rectangle	stationary	SPT2 4212029RES	1	3	34	TT	\$2,680	\$4,380	\$6,755
42 x 120 x 29" H	rectangle	stationary	SPY1 4212029RES	1	3	33	Y	\$2,985	\$3,200	\$6,910
42 x 120 x 29" H	any shape	stationary	SPT2 4212029??S	1	3	34	TT	\$2,970	\$4,490	\$6,875
42 x 120 x 29" H	any shape	stationary	SPY1 4212029??S	1	3	33	Y	\$3,090	\$3,315	\$7,580
42 x 144 x 29" H	rectangle	stationary	SPT2 4214429RES	2	4	34	TT	\$3,800	\$5,380	\$8,235
42 x 144 x 29" H	any shape	stationary	SPT2 4214429??S	2	4	34	TT	\$4,090	\$5,490	\$8,365
42 x 168 x 29" H	rectangle	stationary	SPT2 4216829RES	2	4	34	TT	\$3,830	\$5,930	\$9,475
42 x 168 x 29" H	any shape	stationary	SPT2 4216829??S	2	4	34	TT	\$4,115	\$6,025	\$9,570
42 x 192 x 29" H	rectangle	stationary	SPT2 4219229RES	2	4	34	TT	\$3,850	\$6,050	\$9,655
42 x 192 x 29" H	any shape	stationary	SPT2 4219229??S	2	4	34	TT	\$4,140	\$6,155	\$9,775

**POWER & A/V OPTIONS SEE PAGES 8-20**

**SUPREME TABLE OPTIONS, SEE PAGE 163**

Bar Height T, C and Y Bases

BH \$90 per base

Bar Height TT-Base

BH \$175 per base

Polished Aluminum (C, T, Y and X Bases)

CR \$90 per base

Polished Aluminum TT-Base

CR \$165 per base





**FINISHES NEEDED:** <http://hi5furniture.com/finishes/>

HPL Top: Hi5 Graded-in laminates or Non-Premium Wilsonart or Formica

Edge Color: Any Hi5 standard

Base Finish: Any Hi5 standard








	 <p>HPL Top Self edges <b>Suffix L6</b></p>	 <p>HPL Top Wood edges <b>Suffix L20</b></p>	 <p>HPL Top Plywood edges <b>Suffix L17</b></p>
 <p>HPL Top 3mm PVC <b>Suffix L3</b></p>	 <p>HPL Top Knife PVC <b>Suffix L11</b></p>	 <p>HPL Top Knife Wood <b>Suffix L33</b></p>	 <p>HPL Top Knife Plywood <b>Suffix L18</b></p>

Table Size	Top Shape	Table Function	Model Code:	Top QTY	Base QTY	Base Spread	Base Style			
48 x 60 x 29" H	rectangle	stationary	SPT2 486029RES	1	2	34	TT	\$1,525	\$1,905	\$2,980
48 x 60 x 29" H	rectangle	stationary	SPY1 486029RES	1	2	33	Y	\$2,015	\$2,120	\$3,770
48 x 60 x 29" H	any shape	stationary	SPT2 486029??S	1	2	34	TT	\$1,790	\$2,000	\$3,090
48 x 60 x 29" H	any shape	stationary	SPY1 486029??S	1	2	33	Y	\$2,130	\$2,250	\$4,075
48 x 72 x 29" H	rectangle	stationary	SPT2 487229RES	1	2	34	TT	\$1,600	\$2,055	\$3,300
48 x 72 x 29" H	rectangle	stationary	SPY1 487229RES	1	2	33	Y	\$2,135	\$2,255	\$4,270
48 x 72 x 29" H	any shape	stationary	SPT2 487229??S	1	2	34	TT	\$1,865	\$2,155	\$3,420
48 x 72 x 29" H	any shape	stationary	SPY1 487229??S	1	2	33	Y	\$2,245	\$2,375	\$4,570
48 x 84 x 29" H	rectangle	stationary	SPT2 488429RES	1	2	34	TT	\$1,955	\$3,350	\$5,070
48 x 84 x 29" H	rectangle	stationary	SPY1 488429RES	1	2	33	Y	\$2,620	\$2,790	\$5,730
48 x 84 x 29" H	any shape	stationary	SPT2 488429??S	1	2	34	TT	\$2,245	\$3,465	\$5,185
48 x 84 x 29" H	any shape	stationary	SPY1 488429??S	1	2	33	Y	\$2,730	\$2,915	\$6,000
48 x 96 x 29" H	rectangle	stationary	SPT2 489629RES	1	2	34	TT	\$2,070	\$3,515	\$5,425
48 x 96 x 29" H	rectangle	stationary	SPY1 489629RES	1	2	33	Y	\$2,675	\$2,850	\$5,780
48 x 96 x 29" H	any shape	stationary	SPT2 489629??S	1	2	34	TT	\$2,255	\$3,630	\$5,200
48 x 96 x 29" H	any shape	stationary	SPY1 489629??S	1	2	33	Y	\$2,770	\$2,960	\$6,440
48 x 120 x 29" H	rectangle	stationary	SPT2 4812029RES	1	3	34	TT	\$2,680	\$4,380	\$6,755
48 x 120 x 29" H	rectangle	stationary	SPY1 4812029RES	1	3	33	Y	\$2,985	\$3,200	\$6,910
48 x 120 x 29" H	any shape	stationary	SPT2 4812029??S	1	3	34	TT	\$2,970	\$4,490	\$6,875
48 x 120 x 29" H	any shape	stationary	SPY1 4812029??S	1	3	33	Y	\$3,090	\$3,315	\$7,580
48 x 144 x 29" H	rectangle	stationary	SPT2 4814429RES	2	4	34	TT	\$3,800	\$5,380	\$8,235
48 x 144 x 29" H	any shape	stationary	SPT2 4814429??S	2	4	34	TT	\$4,090	\$5,490	\$8,365
48 x 168 x 29" H	rectangle	stationary	SPT2 4816829RES	2	4	34	TT	\$3,830	\$5,930	\$9,475
48 x 168 x 29" H	any shape	stationary	SPT2 4816829??S	2	4	34	TT	\$4,115	\$6,025	\$9,570
48 x 192 x 29" H	rectangle	stationary	SPT2 4819229RES	2	4	34	TT	\$3,850	\$6,050	\$9,655
48 x 192 x 29" H	any shape	stationary	SPT2 4819229??S	2	4	34	TT	\$4,140	\$6,155	\$9,775

**POWER & A/V OPTIONS SEE PAGES 8-20**

**SUPREME TABLE OPTIONS, SEE PAGE 163**

Bar Height T, C and Y Bases

BH \$90 per base

Bar Height TT-Base

BH \$175 per base

Polished Aluminum (C, T, Y and X Bases)

CR \$90 per base

Polished Aluminum TT-Base

CR \$165 per base



**FINISHES NEEDED:** <http://hi5furniture.com/finishes/>

HPL Top: Hi5 Graded-in laminates or Non-Premium Wilsonart or Formica

Edge Color: Any Hi5 standard

Base Finish: Any Hi5 standard








	 <p>HPL Top Self edges <b>Suffix L6</b></p>	 <p>HPL Top Wood edges <b>Suffix L20</b></p>	 <p>HPL Top Plywood edges <b>Suffix L17</b></p>
 <p>HPL Top 3mm PVC <b>Suffix L3</b></p>	 <p>HPL Top Knife PVC <b>Suffix L11</b></p>	 <p>HPL Top Knife Wood <b>Suffix L33</b></p>	 <p>HPL Top Knife Plywood <b>Suffix L18</b></p>

Table Size	Top Shape	Table Function	Model Code:	Top QTY	Base QTY	Base Spread	Base Style			
60 x 72 x 29" H	rectangle	stationary	SPT2 607229RES	1	2	40	TT	\$1,920	\$3,630	\$5,480
60 x 72 x 29" H	any shape	stationary	SPT2 607229??S	1	2	40	TT	\$2,215	\$3,735	\$5,595
60 x 84 x 29" H	rectangle	stationary	SPT2 608429RES	1	2	40	TT	\$2,165	\$3,695	\$5,740
60 x 84 x 29" H	any shape	stationary	SPT2 608429??S	1	2	40	TT	\$2,460	\$3,805	\$5,875
60 x 96 x 29" H	rectangle	stationary	SPT2 609629RES	1	2	40	TT	\$2,185	\$3,905	\$6,175
60 x 96 x 29" H	any shape	stationary	SPT2 609629??S	1	2	40	TT	\$2,475	\$4,005	\$6,305
60 x 120 x 29" H	rectangle	stationary	SPT2 6012029RES	1	3	40	TT	\$2,935	\$4,870	\$7,705
60 x 120 x 29" H	any shape	stationary	SPT2 6012029??S	1	3	40	TT	\$3,225	\$4,965	\$7,825
60 x 144 x 29" H	rectangle	stationary	SPT2 6014429RES	2	4	40	TT	\$4,210	\$5,975	\$9,390
60 x 144 x 29" H	any shape	stationary	SPT2 6014429??S	2	4	40	TT	\$4,500	\$6,080	\$9,515
60 x 168 x 29" H	rectangle	stationary	SPT2 6016829RES	2	4	40	TT	\$4,240	\$6,550	\$11,000
60 x 168 x 29" H	any shape	stationary	SPT2 6016829??S	2	4	40	TT	\$4,540	\$6,740	\$11,005
60 x 192 x 29" H	rectangle	stationary	SPT2 6019229RES	2	4	40	TT	\$4,265	\$6,800	\$11,130
60 x 192 x 29" H	any shape	stationary	SPT2 6019229??S	2	4	40	TT	\$4,555	\$6,905	\$11,260

**POWER & A/V OPTIONS SEE PAGES 8-20**

**SUPREME TABLE OPTIONS, SEE PAGE 163**

Bar Height TT-Base	BH	\$175 per base
Casters, locking	CS	\$20 per caster
Polished Aluminum TT-Base	CR	\$165 per base
Vertical Laser cut holes in base (not available on X-base)	WB	\$50 per base
Horizontal 4-channel ABS extruded raceway	WH	\$80 per table



Study Carrel  
12" high divider panels

1 PERSON CARRELS SHOWN

**FINISHES NEEDED:** <http://hi5furniture.com/finishes/>

HPL Top: Hi5 Graded-in laminates or Non-Premium Wilsonart or Formica

Edge Color: Any Hi5 standard

Base Finish: Any Hi5 standard

## Single Sided



Seating Capacity	Carrel Size	Model Code:	Top QTY	Base QTY	Base Style / Base Spread	
1 person	24" x 30"	SPT12430RE S. (EDGE) —112PS	1	2	T - 20" / C - 22"	\$2,095
2 person	24" x 60"	SPT12460RE S. (EDGE) —212PS	1	2	T - 20" / C - 22"	\$3,235
3 person	24" x 90"	SPT12490RE S. (EDGE) —312PS	1	3	T - 20" / C - 22"	\$4,130
4 person	24" x 120"	SPT124120RE S. (EDGE) —412PS	1	3	T - 20" / C - 22"	\$5,340
5 person	24" x 150"	SPT124150RE S. (EDGE) —512PS	2	4	T - 20" / C - 22"	\$6,975
6 person	24" x 180"	SPT124180RE S. (EDGE) —612PS	2	4	T - 20" / C - 22"	\$7,955
1 person	30" x 30"	SPT13030RE S. (EDGE) —112PS	1	2	T - 26" / C - 27"	\$2,275
2 person	30" x 60"	SPT13060RE S. (EDGE) —212PS	1	2	T - 26" / C - 27"	\$3,495
3 person	30" x 90"	SPT13090RE S. (EDGE) —312PS	1	3	T - 26" / C - 27"	\$4,470
4 person	30" x 120"	SPT130120RE S. (EDGE) —412PS	1	3	T - 26" / C - 27"	\$5,750
5 person	30" x 150"	SPT130150RE S. (EDGE) —512PS	2	4	T - 26" / C - 27"	\$7,515
6 person	30" x 180"	SPT130180RE S. (EDGE) —612PS	2	4	T - 26" / C - 27"	\$8,555

## Double Sided

Seating Capacity	Carrel Size	Model Code:	Top QTY	Base QTY	Base Style / Base Spread	
2 person	48" x 30"	SPT24830RE S. (EDGE) —212PD	1	2	TT - 34"	\$3,715
4 person	48" x 60"	SPT24860RE S. (EDGE) —412PD	1	2	TT - 34"	\$5,605
6 person	48" x 90"	SPT24890RE S. (EDGE) —612PD	1	3	TT - 34"	\$7,575
8 person	48" x 120"	SPT248120RE S. (EDGE) —812PD	1	3	TT - 34"	\$9,610
10 person	48" x 150"	SPT248150RE S. (EDGE) —1012PD	2	4	TT - 34"	\$12,700
12 person	48" x 180"	SPT248180RE S. (EDGE) —1212PD	2	5	TT - 34"	\$14,445
2 person	60" x 30"	SPT26030RE S. (EDGE) —212PD	1	2	TT - 40"	\$3,810
4 person	60" x 60"	SPT26060RE S. (EDGE) —412PD	1	2	TT - 40"	\$5,875
6 person	60" x 90"	SPT26090RE S. (EDGE) —612PD	1	3	TT - 40"	\$8,155
8 person	60" x 120"	SPT260120RE S. (EDGE) —812PD	1	3	TT - 40"	\$10,330
10 person	60" x 150"	SPT260150RE S. (EDGE) —1012PD	2	4	TT - 40"	\$13,575
12 person	60" x 180"	SPT260180RE S. (EDGE) —1212PD	2	4	TT - 40"	\$15,525



Testing Carrel

24" high divider panels

1 PERSON CARRELS SHOWN

**FINISHES NEEDED:** <http://hi5furniture.com/finishes/>

HPL Top: Hi5 Graded-in laminates or Non-Premium Wilsonart or Formica

Edge Color: Any Hi5 standard

Base Finish: Any Hi5 standard

## Single Sided

Seating Capacity	Carrel Size	Model Code:	Top QTY	Base QTY	Base Style / Base Spread	
1 person	24" x 30"	SPT12430RE S. (EDGE) —124PS	1	2	T - 20" / C - 22"	\$2,295
2 person	24" x 60"	SPT12460RE S. (EDGE) —224PS	1	2	T - 20" / C - 22"	\$3,515
3 person	24" x 90"	SPT12490RE S. (EDGE) —324PS	1	3	T - 20" / C - 22"	\$5,125
4 person	24" x 120"	SPT124120RE S. (EDGE) —424PS	1	3	T - 20" / C - 22"	\$6,290
5 person	24" x 150"	SPT124150RE S. (EDGE) —524PS	2	4	T - 20" / C - 22"	\$8,190
6 person	24" x 180"	SPT124180RE S. (EDGE) —624PS	2	4	T - 20" / C - 22"	\$9,425
1 person	30" x 30"	SPT13030RE S. (EDGE) —124PS	1	2	T - 26" / C - 27"	\$2,465
2 person	30" x 60"	SPT13060RE S. (EDGE) —224PS	1	2	T - 26" / C - 27"	\$3,750
3 person	30" x 90"	SPT13090RE S. (EDGE) —324PS	1	3	T - 26" / C - 27"	\$5,435
4 person	30" x 120"	SPT130120RE S. (EDGE) —424PS	1	3	T - 26" / C - 27"	\$6,450
5 person	30" x 150"	SPT130150RE S. (EDGE) —524PS	2	4	T - 26" / C - 27"	\$8,680
6 person	30" x 180"	SPT130180RE S. (EDGE) —624PS	2	4	T - 26" / C - 27"	\$9,965


HPL Top  
3mm  
PVC  
Suffix L3

## Double Sided

Seating Capacity	Carrel Size	Model Code:	Top QTY	Base QTY	Base Style / Base Spread	
2 person	48" x 30"	SPT24830RE S. (EDGE) —224PD	1	2	TT - 34"	\$4,045
4 person	48" x 60"	SPT24860RE S. (EDGE) —424PD	1	2	TT - 34"	\$6,090
6 person	48" x 90"	SPT24890RE S. (EDGE) —624PD	1	3	TT - 34"	\$8,835
8 person	48" x 120"	SPT248120RE S. (EDGE) —824PD	1	3	TT - 34"	\$10,890
10 person	48" x 150"	SPT248150RE S. (EDGE) —1024PD	2	4	TT - 34"	\$14,305
12 person	48" x 180"	SPT248180RE S. (EDGE) —1224PD	2	4	TT - 34"	\$16,375
2 person	60" x 30"	SPT26030RE S. (EDGE) —224PD	1	2	TT - 40"	\$4,110
4 person	60" x 60"	SPT26060RE S. (EDGE) —424PD	1	2	TT - 40"	\$6,310
6 person	60" x 90"	SPT26090RE S. (EDGE) —624PD	1	3	TT - 40"	\$9,350
8 person	60" x 120"	SPT260120RE S. (EDGE) —824PD	1	3	TT - 40"	\$11,120
10 person	60" x 150"	SPT260150RE S. (EDGE) —1024PD	2	4	TT - 40"	\$15,195
12 person	60" x 180"	SPT260180RE S. (EDGE) —1224PD	2	4	TT - 40"	\$17,345