

AGILITY®

Planning Guide + Price List

QUICK LINKS

Introduction

General Information

Finish Information

Surface Materials

Planning Guide

Planning

Price List

Agility Reconfigurable Tables

Agility Power and Data Options



General Information

This price book supercedes all previous versions.

Before placing your order, confirm you have all required information necessary. Lead times for orders begin after all required information is included and correct.

Delivery Information

We know lead times are important and sticking to them even more so. We work to maintain a 6-8 week lead time on all standard products in this book from receipt of a clean order. All orders are acknowledged with an approximate shipping date and will be invoiced with the price in effect at the date the purchase order is received.

Shipping charges are prepaid (within the continental U.S.). Therefore, pricing is a delivered price based on normal ground transportation. If you have special instructions, need to ship by air, or are shipping to Alaska or Hawaii, contact NuCraft Customer Service. NuCraft can also help arrange to have products blanket wrapped for an additional charge. Contact the NuCraft Customer Service team or specify it on your purchase order.

Minimum Freight Charge: Any order below \$2,100 net will be assessed a \$285 net minimum freight charge (one per order).

Orders are subject to acquiring the materials required for manufacturing. Fulfillment can be affected by strikes, fires, embargoes and acts of government. These elements are beyond our control.

NuCraft offers a variety of services to accommodate a wide range of delivery requirements. Availability of these services is dependent on a number of factors and may not be offered with all shipments. Examples of delivery services that have additional fees include:

- Specific date within our standard 3-5 day delivery window (for orders under \$50,000 net)
- Specific time of day, morning or afternoon (for orders under \$50,000 net)
- Delivery to a warehouse before delivery to its final destination (unless product is picked up at the warehouse)

Contact the NuCraft Customer Service team for availability and pricing on these services.

Freight Terms

Shipping charges for NuCraft products are prepaid for standard delivery in the continental United States. Standard delivery is defined as follows: Product is delivered on a 53' trailer being pulled by a long-haul tractor (total length of 85'). Facility will receive delivery Monday through Friday between the hours of 8:00 AM and 4:00 PM. Facility has docks with levelers and a fork truck for unloading. Product will be loaded on load bars two levels high. Receiving facility is responsible to have personnel on hand to unload the truck upon arrival, drivers do not unload. Delivery sites or times that do not meet this criteria will be accommodated, but will typically incur a charge to cover additional shipping costs. Please notify NuCraft in advance of the shipment if this is the case and the additional charge (if any) will be determined by NuCraft.

Product ships FOB dock. The customer obtains title to their product and materials, and assumes the risk of loss for them, upon shipment from NuCraft's facilities.

Storage

NuCraft has no storage facilities for finished product. If a customer cannot accept an order when it is ready for shipment, the customer must designate an alternative shipping address. If no address is provided, NuCraft may, at its discretion, transfer the product to storage. If product is transferred to an off-site storage facility, the customer may be charged for transportation to the facility and for any associated storage fees. NuCraft considers transfer of the product to a storage facility the equivalent of shipment, including invoicing and payment. Customers assume the risk of damage or loss during storage.

Transportation Times and Delays

Third party carriers that NuCraft contracts with will make reasonable efforts to accommodate requested delivery times and dates. Scheduled delivery appointments may, however, be delayed for a variety of reasons, including inclement weather, traffic, transportation equipment problems, and delays encountered at other delivery locations along the delivery route. NuCraft does not recommend scheduling activities that depend on the delivery appointment (for example, scheduling furniture installers to install furniture the day of the delivery appointment). NuCraft shall not be liable for any costs incurred as a result of a missed delivery appointment.

Shipment Damage Claims

Legal title to merchandise passes to the buyer upon acceptance by the carrier. **Inspect all cartons upon delivery.** Details of visible damage should be noted on the delivery receipt. Do not install product if damage is found upon inspection. The carrier should be notified by the buyer to inspect the merchandise, and file a claim immediately. If visible damage is not apparent, sign the delivery receipt "No visible damage." This will allow recourse for a concealed damage claim. Although most claims for transportation damages must be filed against the carrier within nine months of the date of delivery, concealed damage claims must be filed within 15 days of receipt.

Do not destroy packing materials until shipment has been inspected. Then proceed to file a claim with the carrier.

Failure to make any claims against NuCraft within 10 days shall constitute acceptance of the merchandise and a waiver of any defects, errors or shortages discovered upon inspection.

Cancellations

Cancellations must be reviewed by our Customer Service team. Because we build your products to order, orders cannot be cancelled once processing has begun. Processing includes but is not limited to development of shop drawings and other engineering drawings. If cancellation is approved, a processing fee of 20-100% will be assessed based on the status of the order.

Change Order Policy

NuCraft will make every attempt to honor any reasonable change request to product provided that the request is received prior to start of production. Change orders will be accepted only if the request is made in writing and received in time to make the change. NuCraft reserves the right to increase our acknowledged price and ship date if necessary to make the requested changes. Please submit any change order request to our Customer Service team. NuCraft will assess charges to the customer as stipulated in the following:

- Standard Orders: Change orders received prior to production will be charged \$200 net to cover print and administrative costs.
- Special Orders: Change orders received prior to production will be charged \$200 net to cover print and administrative costs. There may be additional costs associated with engineering labor required for the change order.
- Change orders received after production must be evaluated by NuCraft. If approved, the charge will be \$200 net plus any restocking charges accumulated. There may be additional costs associated with engineering labor required for the change order.



General Information

Repair Authorization

Prior written approval is required for repairs of merchandise charged to NuCraft. Failure to do so will result in customer funded repairs.

Payment Terms

Deposits are required at the time of order due to the custom nature of our products. See information regarding Cancellations above.

Credit terms are available to qualified customers. Please contact AR@NuCraft.com to start the application process. Note that the credit application process requires a valid sales tax exemption or resale tax certificate, Form W-9, and three current trade references.

Credit Card Payments are accepted via web portal. Please contact AR@NuCraft.com for payment instructions. Note that a 2% convenience fee will be added for using this payment method and no early pay discounts are allowed on credit card payments.

Warranty

NuCraft warrants that each piece of furniture it manufactures will be free from defects in materials and workmanship for a period of ten years of single-shift use. Textiles, decorative trim, electrical components, lamps, mechanical devices, casters and custom-made products not described in NuCraft's catalog are warranted for one year from the date of original delivery. Height adjustable desk mechanisms are warranted for two years. This warranty is applicable only if the furniture is given normal and proper care and is properly installed and maintained in an office environment. This warranty extends only to products manufactured and sold in North America and only to original purchasers acquiring new NuCraft products through authorized dealers, or from others specifically authorized by NuCraft to sell its products.

NuCraft's sole obligation under this warranty is to repair or replace, at NuCraft's discretion, products which prove to be defective during the warranty period. Purchasers may be required to establish that a claim is within the warranty period. To initiate a warranty claim, the purchaser should contact an authorized NuCraft dealer.

This warranty does not cover: 1) Damage caused by a carrier 2) COM (Customer's Own Material) specified by the customer that is not a standard product offering 3) Color, grain or texture of wood and other covering materials (due to the natural variations over which NuCraft has no control) 4) Damages resulting from user modification, attachments to a product, misuse, abuse, alteration or negligent use.

NuCraft extends no other warranties, expressed or implied, including warranty of merchantability or fitness for a particular purpose. NuCraft shall not be liable for loss of time, inconvenience, commercial loss, incidental or consequential damages.

Environmental Statement

NuCraft is committed to supporting responsible environmental policies and practices in all that we do. We strive for sustainability, weighing our business decisions against the costs to the ecological, social and economic systems they affect.

Our products are manufactured to meet the credit requirements of the U.S. Green Building Council's LEED rating systems in one or more of the following categories:

- Recycled Content
- Certified Wood
- Low-Emitting Materials

Computer Aided Planning

NuCraft products and pricing are available on CD via 2020 Cap, an AutoCAD®-based space planning tool.

2020 Cap is an integrated software system developed specifically for interior designers and facility planners to enhance workplace performance. This modern suite of applications works together seamlessly, in concert. Navigate catalogs, select products, design in plan view and 3D, assign options, create worksheets and build a project where you want, when you want. Take your pick. It's dynamic and interactive. Design projects are a work in progress. And now you can perform any of the many discrete tasks that go into a project any time, any place.

For additional information, you may contact 2020 Cap direct at 800-227-0038.

iSpec®

NuCraft offers a free online product configuration and specification service that saves you time and allows you to be creative while leaving the nuts and bolts to someone else. No specific software is required, nor is there any learning curve. This service applies to all NuCraft products. For additional information, call 1-877-NUCRAFT and ask for the iSpec Team or log on to www.nucraft.com/ispec.



Finish Information

Surface Materials Palette

We crafted our materials palette using the same demanding standards that distinguish our furniture. Thoughtful design and attention to every detail elevate your possibilities.

Anchored by NuCraft veneers, unrivaled for clarity, quality, and depth of finish, our collection of surface materials comprises a sophisticated set of balanced elements that supports your design vision.

Some elements have their roots in NuCraft's rich heritage. Others are new materials and reflect current trends and taste. Together, they ensure that you're ready for today and positioned well for the future. Beautifully.

Custom Finishes

NuCraft specializes in expert custom finish matching. For a nominal upcharge we can provide custom finishes, and we are frequently asked to match the finishes of other furniture manufacturers. For orders over \$5000 list, a finish sample will automatically be sent for approval prior to entering the order. Additionally, for finishes that appear unusual to match or for customers directly requesting a sample, a finish sample will also be sent for approval prior to entering the order.

Custom finishes requiring colored varnishes to create a painted look can only be applied to Maple veneer and require one extra week in addition to the standard leadtime. NuCraft's standard black finish (G82) can be applied to all NuCraft standard veneers. Walnut is the standard black veneer. Other species must be specified when ordering.

Custom finishes carry a 10% upcharge per item, per finish.

Do not add the finish upcharge to any item that is not wood. Example: casters, ganging connectors.

Treatments

Note: Default veneer sheen will vary per finish and were determined by a team of experts who reviewed the colorways to determine if gloss or matte best highlighted the natural characteristics of the species of wood and the color of the stain. Default finish is bolded on pages 5-6. If no direction is provided on incoming orders, default sheen will be selected.

Gloss: Gloss is a durable finish that tends to nicely mask normal wear and leaves wood grain visible to the eye. It achieves a medium gloss open pore appearance (40 – 50 sheen range). Finish numbers preceded by the letter "G" indicate a Gloss finish.

Matte: Like Gloss, Matte is durable, tends to nicely mask normal wear and leaves wood grain visible to the eye. It achieves a low luster, open pore appearance (10 – 20 sheen range). Finish numbers preceded by the letter "M" indicate a Matte finish.

Since each veneer type responds differently to both types of treatment, all will have a distinctive look and feel when finished. For example, a Walnut veneer with a Gloss treatment will remain much more textured than a Cherry veneer with the same treatment.

About the Wood

All NuCraft veneers are carefully selected for uniformity of color and grain. Still, wood is a natural substance and minor variations may occur due to its own uniqueness. Because of this, the furniture you receive may not be an exact match to our samples.

NuCraft takes great pride in our finish color consistency. However, wood is a natural product that will have color variation within a single piece of furniture, as well as from one piece to the next. Other factors also affect color over time, such as exposure to light (both intensity and duration). For example, lighter finishes cause more variation in colors over time.

In cases where a returning customer wants a precise match with existing furniture, we recommend sending a sample of the existing furniture finish. Please contact NuCraft Customer Service to determine an appropriate sample. This will ensure a finish match between old and new orders. This type of order is considered a control sample. There will be a 10% upcharge on an order of this type. Due to natural aging of veneers, natural finishes may vary.

Care and Maintenance of Wood Finishes

Our finish material is a crystal clear, urethane acrylic blend. This type of finish may be repaired in the field by a qualified refinisher.

NuCraft recommends using a damp cloth to clean your fine wood furniture. Always wipe with the grain of the wood. Should your wood furniture require a more thorough cleaning, we recommend using a mild cleaner such as Joy dish soap or Murphy's oil soap, thoroughly diluted in water (one part soap to thirty parts water). Water will not damage NuCraft's finish, but will leave surface spots when it dries. To avoid this, dry the surface with a soft cloth after it is cleaned. Marks that cannot be removed with the cleaning methods above may be able to be removed using naphtha, a mild degreasing solvent.

Caution: while the use of polishes that contain wax, petroleum solvents or silicones may immediately enhance the "shine" of a product, it may also eventually remove the fine original finish applied in our factory. Silicone on the surface of wood may also make it very difficult to respray or refinish.

All NuCraft furniture is inspected and polished before it leaves our factory. In some instances, the packing materials may imprint on the factory polish. Cleaning and polishing the furniture once it is unpacked will normally restore the furniture to its original beauty.

In some cases, the rubber support feet used on the bottom of common office equipment (teleconferencing phones, laptops, microphones, copiers, etc.) can create unsightly marks in the surface of wood tops, due to oxidation of the lacquer finish. We suggest these machines be placed on a protective type of padding, such as felt.

Wood will fade as a result of exposure to UV light. This is particularly prevalent with light finishes. If color changes due to fading are a concern for your application, the impact can be minimized by selecting medium to dark stains for your wood surfaces. Our top coat includes a UV inhibitor which makes the finishes less prone to fading.



Finish Information

Laminates

Selected Formica® and Nevamar® laminates are available on Training Tables, Conference Tables, Conference Room Furniture and select Occasional Tables. For standard laminate and wood pricing, refer to individual item pricing columns.

Non-Standard Laminates

To order a color other than those on our list (see pages 5-6), refer to Nevamar or Formica standard grade, matte texture laminate offerings (excluding manufacturers' non-standard matte offering). **Add \$103 list per item for a non-standard solid, matrix or pattern.** Add 20% per color for woodgrain laminates (includes stained-to-match for remainder of unit to match laminate color). Add one week to the lead-time for all non-standard laminate orders. Call the NuCraft Customer Service team for quotes on premium grades and laminates. Mirror and metal laminates are not available.

Care and Maintenance of Laminate and Novawrap

Laminate and Novawrap surfaces may be cleaned with a damp cloth and ordinary soap or non-abrasive household liquid detergent. Dry the surface with a clean cloth or soft paper towel to prevent streaks from appearing.

Care and Maintenance of Metal

Metal surfaces can be wiped with a damp cloth and rubbed dry. A mild non-abrasive household liquid detergent can be used if necessary. Regular maintenance of metal components, including tightening of fasteners and light lubrication of moving parts, will extend the life of your furniture.

Satin Etched Glass

Glass color may vary slightly on multi-piece conference table tops over 180" x 60" when satin etched glass is specified due to the iron content and etching process of the glass.

Care and Maintenance of Glass

Clear or frosted glass may be cleaned with commercial glass cleaner. Be sure to use a lint-free cloth if cleaning the frosted side of the glass.

Stone and Solid Surface Material

Despite its reputation for durability, natural stone can easily be broken during handling and/or installation if proper techniques are not followed. In addition, NuCraft is not responsible for the installation of natural stone or solid surface materials on its products. Therefore, installers specifically trained in the installation of these materials must be utilized to ensure a quality installation. NuCraft shall not be liable for any damages incurred during the handling and/or installation of natural stone or solid surface materials on its products.

Care and Maintenance of Granite

Granite surfaces may be cleaned with a damp cloth and ordinary soap or non-abrasive household liquid detergent. Dry the surface with a clean cloth or soft paper towel to prevent streaks from appearing.

Care and Maintenance of Leather

Genuine leather requires very little care. NuCraft recommends that leather be dusted regularly. If a more thorough cleaning is needed, use lukewarm water and a mild, non-abrasive soap. Generate some lather and lightly rub the surface with cheesecloth. Rinse off any soap film with clean water and towel dry. The leather may dry dull. To restore the leather to a normal gloss, rub it with a clean towel. Never use furniture polish, oil, varnish or ammonia. Saddle soap may be used to prevent the leather from becoming brittle or cracked and to maintain the original supple finish.

Touch Up Finish Kits

Model #	Description	Price
KIT-M	Metal Kit	80
KIT-P	Paint Kit	80
KIT-S	Stain Kit	80

REQUIRED INFORMATION:

(ORDER CANNOT BE ENTERED WITHOUT THIS INFORMATION)

- Kit model number
- Quantity of kits
- Specify finish (See Pages 5-6)

General Information:

- Touch-up kits must be ordered on a purchase order separate from NuCraft product due to Hazmat shipping



WOOD FINISHES

STANDARD

Default veneer sheen will vary per finish and were determined by a team of experts who reviewed the colorways to determine if gloss or matte best highlighted the natural characteristics of the species of wood and the color of the stain. Default finish is bolded. If no direction is provided, default sheen will be selected.

	Matte	Gloss
Ash		
Chalk	M48	G48
Angora	M49	G49
Blanco	M44	G44
Oat	M45	G45
Rift Cut Oak		
Nougat	M01	G01
Wheat	M02	G02
Carbon	M03	G03
Bramble	M07	G07
Cherry		
Sherry	M20	G20
Cognac	M21	G21
Spring	M95	G95
Auburn	M93	G93
Walnut		
Marron	M35	G35
Mocha	M33	G33
Zinc	M30	G30
Onyx	M82	G82
Otter	M31	G31
Walnut	M26	G26
Linea		
Oak Linea	M08	G08
Walnut Linea	M27	G27
Paldao		
Thicket	M75	G75
Paldao	M76	G76

HERITAGE COLLECTION

Heritage Collection consists of popular mainstays of the Nucraft veneer collection preserved from our previous offering.

	Matte	Gloss
Natural Maple	M60	G60
Natural Walnut	M25	G25
Castano Walnut	M37	G37
Cordovan Cherry	M99	G99
CoCo Cherry	M96	G96

PREMIUM

Quartered Figured Anigre

Roux	M11	G11
Truffle	M12	G12
Velvet	M18	G18

Black Limba

Morel	M73	G73
Sable	M71	G71



METAL FINISHES

Aged Bronze	A8010
Black	A44
Burnished	A8009
Clear Anodized*	CA
Cloud	A8004
Foil	A8006
Galaxy	A8007
High Polish Finish**	HPF
Satin Bronze	A8011
Shadow	A8005
Storm	A8012

*Power Matrix metal door and Grommet finish option only

**Up-Charge applies. See specific product line pages for availability and details.

PAINTS

Aged Bronze	S8010
Black	S44
Burnished	S88
Cloud	S8004
Foil	S8006
Galaxy	S8007
Moonlight	S87
Oyster	-
Satin Bronze	S8011
Shadow	S8005
Storm	S8012

Paint to Match

To request a custom paint color, contact Nucraft Customer Service. A paint sample must be matched and approved prior to order.

GLASS (SATIN OR GLOSS)

Power Matrix glass doors only

	Satin	Gloss
Black	BS	-
Clove	VS	VG
Meringue	MS	MG
Quill	QS	QG
White	WS	WG

LAMINATES

	Code	Coordinating Wood Finish	Suggested ABS Edgeband Coordinate
--	------	--------------------------	-----------------------------------

Wood Grain Laminates

Formica White Ash	8841-58	M8841	R02, R01
Formica Natural Ash	8843-58	M8843	R02
Formica Aged Ash	8844-58	M8844	R04
Formica Weathered Ash	8842-58	M8842	R05
Formica Oiled Legno	8846-58	M8846	R05
Formica Bleached Legno	8845-58	M8845	R04
Formica Jarrah Legno	8847-58	M8847	R05
Formica Blackened Legno	8848-58	M8848	R05
Formica Pecan Woodline	5883-58	M5883	R04
Formica Chestnut Woodline	5884-58	M5884	R05
Formica Urban Planked Oak	9312-58	M9312	R04
Formica Natural Walnut	6401-58	M6401	R04
Formica Thermo Walnut	6402-58	M6402	R04
Formica Smoky Brown Pear	5488-58	M5488	R05
Formica Espresso Pear	5489-58	M5489	R05
Formica Smoky Walnut Woodline	6926-58	M6926	R05

Solid Laminates

Formica Brite White	459-58		R01
Formica Dover White	7197-58		R01
Formica Pearl	934-58		R02
Formica Graystone	464-58		R02
Formica Folkstone	927-58		R03
Formica Graphite	837-58		R05

Patterned Laminates

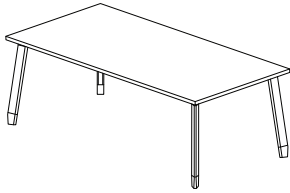
Nevamar Cool Chic	VA7002T		R02
Nevamar Serene Stardom	VA5001T		R05
Nevamar Calm Distinction	VA6001T		R05
Nevamar Easy Elegance	VA5002T		R05
Wilsonart Sheer Mesh	4876-38		R02
Wilsonart Grey Mesh	4877-38		R02
Wilsonart Pewter Mesh	4878-38		R05

ABS FINISHES

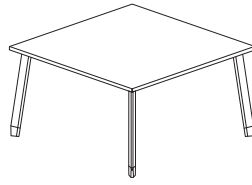
Ashen	R04
Parchment	R02
Shale	R05
Stone	R03
Whitecap	R01

RECONFIGURABLE TABLES

Pages 21-22



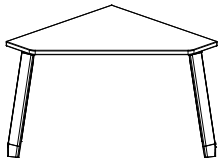
Rectangle



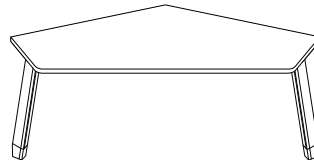
Square

BRIDGE TABLES

Page 23



90° Bridge



135° Bridge

BRIDGE TOPS

Page 23





45° Bridge Top

Agility tables feature an elegant blending of form and function in a single product, supporting the needs of the table to be both changeable yet static. Crisp, clean lines create a signature statement wherever reconfigurable tables are needed. Whether the need is high-end modular tables, elegant conference tables, small meeting or café tables, or a combination achieved via reconfiguration, Agility offers a wide range of application choices.

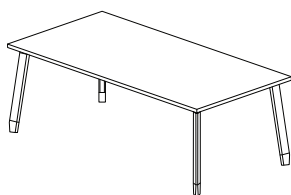
Top Materials

- Veneer with 3/16" deep hardwood edge
- Laminate with 3/16" deep hardwood edge
- Laminate with 2mm ABS edge

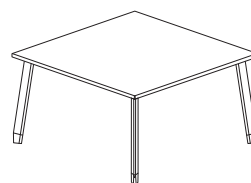


Top Shapes

Reconfigurable Tables

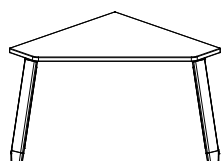


Rectangle
Depths: 26", 30", 36"
Widths: 60", 66", 72", 78", 84", 90", 96"

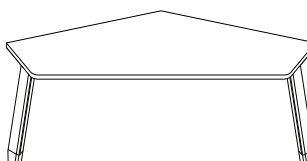


Square
Sizes: 36", 42", 48", 54", 60"

Bridge Tables



90° Bridge Table
Depths: 26", 30", 36"



135° Bridge Table
Depths: 26", 30", 36"

Note: Bridge Tables only have two legs and are not freestanding. They are intended for use with Rectangle Reconfigurable Tables and must be secured to those tables with ganging connectors. Each Bridge Table includes two ganging connectors.

Bridge Tops



45° Bridge Top
Depths: 26", 30", 36"

Note: Bridge Tops have no legs. They are intended for use with Rectangle Reconfigurable Tables and must be secured to those tables with ganging connectors. Each Bridge Top includes a two-direction ganging connector.

Grain Direction

Grain direction on Agility table tops always runs parallel to the longest side of the top, ensuring a continuous grain direction regardless of how the tables may be configured relative to each other.

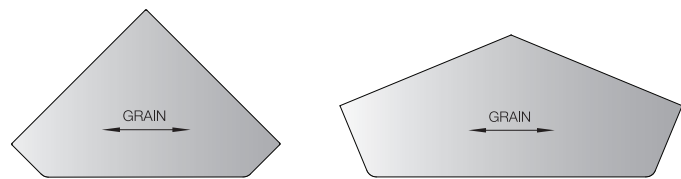
Nucraft takes great pride in providing our customers with the best quality veneers available. However, it is important to note that wood is a natural material and, as such, is prone to natural color and grain variations. In some cases, color variation can occur due to metamerism (sometimes referred to as “flip”). This is an effect produced by wood where two very similar pieces appear to be different (one lighter, one darker) based on the viewing angle when the grain on each top is not running in a parallel direction relative to each other. As the viewing angle changes, the color of the wood appears to change (“flip”) with the lighter one becoming darker and vice versa. Because Agility Reconfigurable tables are intended to be rearranged into multiple configurations, grain direction may end up running in multiple directions as well, resulting in this effect.

Tables are not grain-matched. A grain-matched configuration can be requested by contacting our quote department. A drawing of the desired configuration is required.

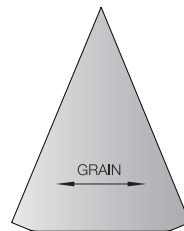
Reconfigurable Tables



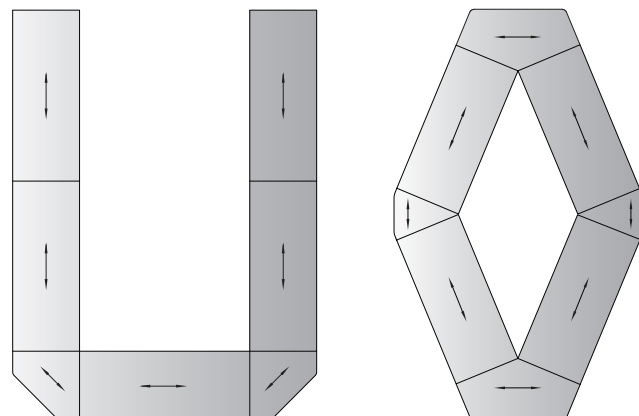
Bridge Tables



Bridge Tops

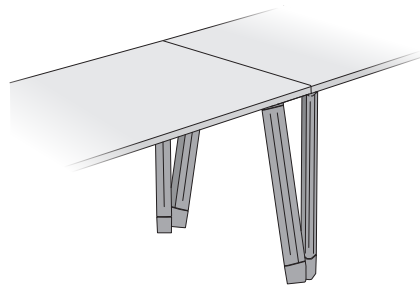


Sample Configurations



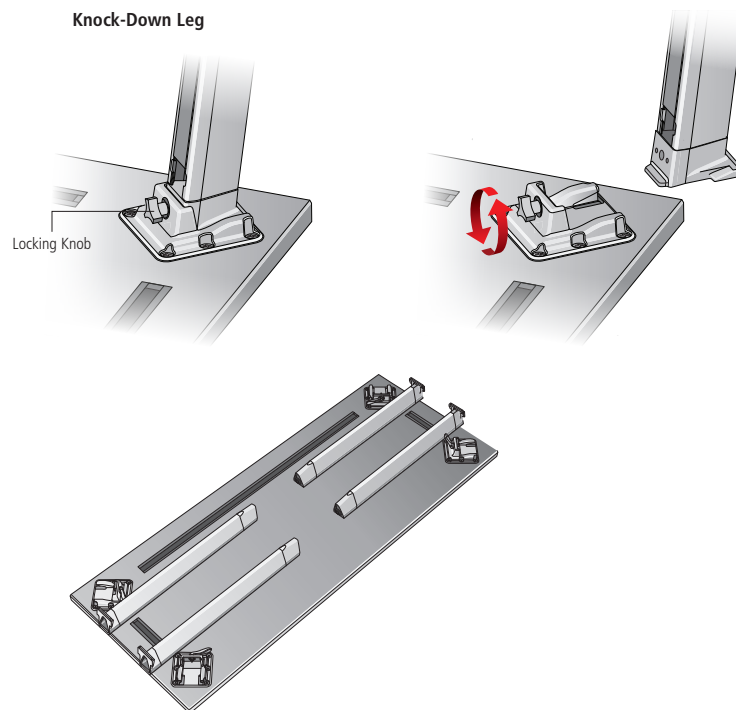
Legs

The canted posture of the triangular-shaped legs creates a solid stance on individual tables, striking a delicate balance between a lightweight aesthetic and a sense of stability. This angled posture (8° tilt) creates a rhythm for when tables are joined together, as adjacent legs become a singular visual gesture. Legs are mounted at a 45° angle to the corner of the table such that, when paired with an adjacent table, the same relationship is formed no matter their orientation to one another. Each leg includes a wire management channel along the inside surface. A removable cap hides cables running from the floor. Note: When planning seating to coordinate with the table, clearance between table legs is approximately 10" less than the length of the table.



Leg Types

Agility tables are available with two leg types; fixed and knock-down. When storage of tables is not a consideration, fixed legs provide a clean, permanent attachment to the table top. When the need exists to store unused Agility tables, the optional knock-down leg allows each table to be compressed into a minimal 5-1/4" thick package by removing the legs. This is accomplished by rotating the locking knob counter-clockwise to release the leg, removing the leg from the shoulder mount, and attaching the leg to the convenient leg pegs located on the underside of the table top. This compacted table, with the legs securely attached to the table top, can then be loaded onto the optional Agility dolly for transport.



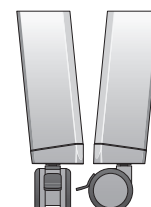
Casters/Glides

Agility can be specified with either glides or casters. Agility tables ship standard with glides, for applications when reconfiguration will not be frequent and a cleaner aesthetic is preferred. These glides feature a smooth, high tech polymer surface that all but eliminates friction for ease of movement on carpeted floors. When reconfiguration will be more frequent, the 3½-inch dual wheel casters with built-in brake mechanism allow tables to be easily repositioned. Both glides and casters are capable of being retrofitted in the field with no change in table height.

Glides



Casters



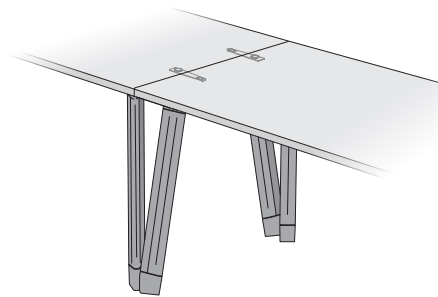


Agility® Planning


Ganging

When a secure connection between tables is required, Agility's low profile ganging connector can quickly and easily make a strong, mechanical connection between tables. Stored in a conveniently hidden mounting track on the underside of the Agility table, the ganging connector simply swings over to the adjacent table and, with a few turns of the low-profile rubber knob, locks the device in the track of the other table. When specified, each Agility table includes two ganging connectors. Because every Agility table includes the mounting track on the underside of the top, these ganging connectors can also be retrofitted in the field.

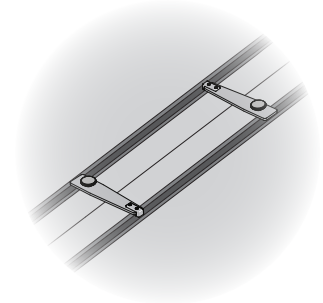
Agility tables can be ganged end-to-end, front-to-front and front-to-end.



Not Engaged

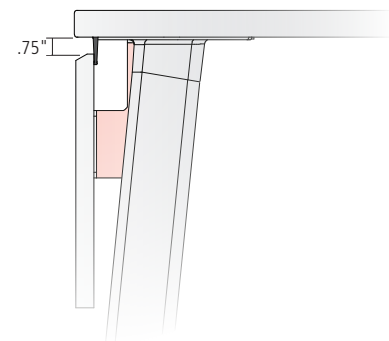
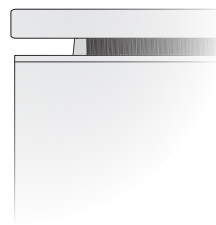
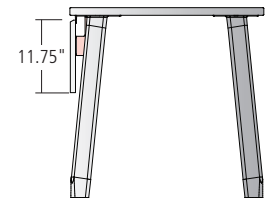


Engaged



Modesty Panels

Agility tables can be specified with or without modesty panels. Modesty panels are offered in veneer or painted options, and extend to within 1/8" of the edge of the table top, minimizing the gap between adjacent modesty panels for a refined aesthetic when tables are ganged together. The modesty panel mounting brackets attach to the hidden mounting track on the underside of the table, allowing for modesty panels to also be retrofittable in the field. There is a 3/4" gap between the top of the modesty panel and the underside of the table top to allow clearance for cables and ganging connectors. A black brush material provides a visual block in this 3/4" gap.





Agility® Planning

Table Top Power Options: Grommet, Tech Node and Power Matrix Compact

Power & Data

From simple to heavy duty, Agility can handle a wide range of power & data connectivity.

Power & Data Infeed

Each Agility table comes standard with a wire management channel on the inside of each leg (1.25" x .75" running vertically up the leg). This channel includes a removable aluminum cap and hides cables running from the floor to the wire management trough.

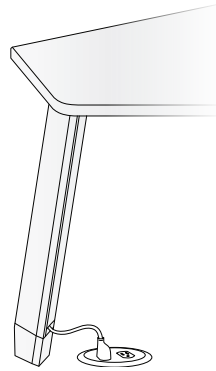
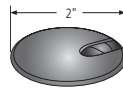


Table Top

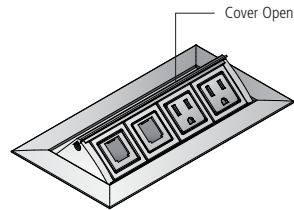
For easy access to power & data connectivity, the power options available on Agility table tops include:

- Grommet
 - 2" Removable metal cap
 - Mounted flush to the table top
- Tech Node
 - Size: 4" x 8"
 - Power: 2 simplex receptacles
12' 15-Amp plug-in power infeed
(3' cord when specified with two-circuit modular power system)
UL Listed
 - Voice/Data: Up to two mounting locations
(includes adaptor kits)
 - Clear or Black Anodized finish options
 - Optional powered USB
 - Optional Bluetooth speaker

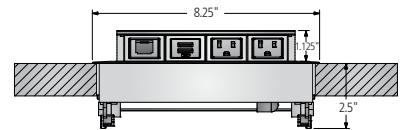
Grommet



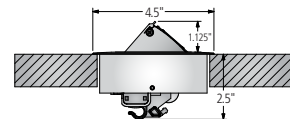
Tech Node



Tech Node - Open Front View



Tech Node - Open Side View





Agility® Planning

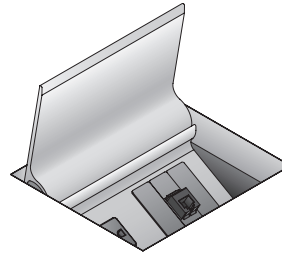
Under Surface Power Options: Plug Strip and Two-Circuit Modular Power System

Power & Data, continued

Table Top


- Power Matrix Compact (wood, glass and metal doors)
 - Single door design
 - 5.375" x 6" cutout
 - Two simplex outlets
 - Three AV faceplates. Standard configuration includes two blank faceplates & one faceplate with two RJ-45 (data) connectors.

Power Matrix Compact



All Agility tables ordered with a table top power option include a wire management trough Under Surface to covertly manage cables between tables.

Wire Management Trough

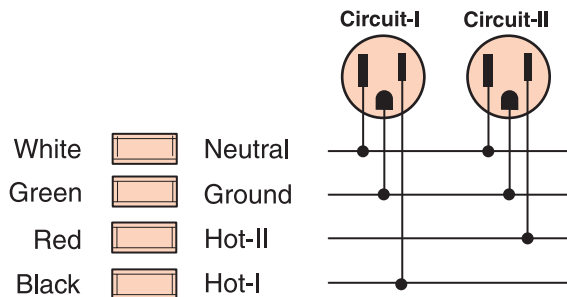


Under Surface

If additional power connectivity between tables is desired, two other options are offered Under Surface:

- Plug Strip – inexpensive, flexible means of providing power outlets.
- Two-Circuit Modular Power System
 - 4-wire, 2-circuit modular system (20 amps)
 - Transfers power between adjacent tables from a single point of entry
 - Hardwired (2-circuit capability) or direct plug infeed (1-circuit capability) options. Power infeeds must be ordered separately.
 - All components, except the direct plug infeed, are UL and cULus listed and meet NEC requirements; the direct plug infeed is not UL listed but does meet NEC standards.
 - Each table ships with two duplex receptacles, as well as one jumper to connect to an adjacent table.
 - Neutral (white) wires are 10 gauge, hot and ground wires are 12 gauge

Electrical Diagram — Hardwire Power Infeed Only





Agility® Planning

Table Top Power Option: Power Matrix Compact

Power Matrix is filled with a broad array of high performance features and refined aesthetic elements.

Power

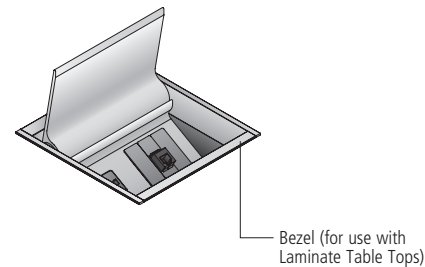
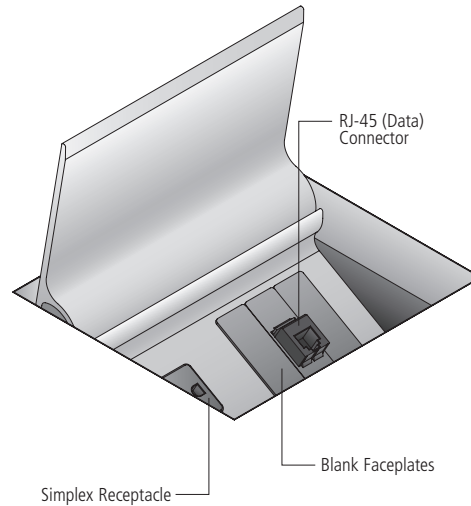
Power Matrix features two simplex receptacles for power connectivity. An optional dual USB charger can also be specified in place of one of the simplex receptacles when desired. Corded or hardwired infeed options add flexibility.

Data/AV Faceplates

Power Matrix accommodates Extron Architectural Adaptor Plates (AAPs) for unparalleled flexibility in data and AV connectivity.

Design

Power Matrix units feature a clear anodized aluminum body and a bezel-free flush mount design on wood tables for an elegant appearance. Laminate table tops include a bezel, available in powder coat, polished chrome or clear anodized finish options.



Performance

Friction hinges ensure smooth travel through the door's range of motion and can hold the door in any position. Hidden door stops maintain the minimalist aesthetic.

Doors

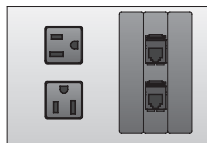
Power Matrix is offered in multiple door material options, including metal, glass and grain-matched wood cut from the same table top.

Standard Configuration

Power Matrix is offered with a pre-determined quantity of simplex outlets and AV faceplates. An optional dual 2 amp USB charger (1 amp per port) replaces one of the simplex outlets.

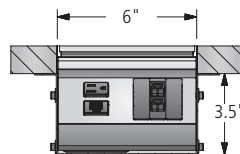
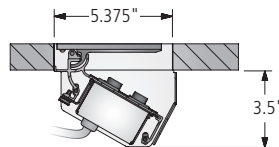
Compact

- Single door design
- 5.375" x 6" cutout
- Two simplex outlets
- Three AV faceplates. Standard configuration includes two blank faceplates & one faceplate with two RJ-45 (data) connectors.
- (1) 12' plug-in infeed cord



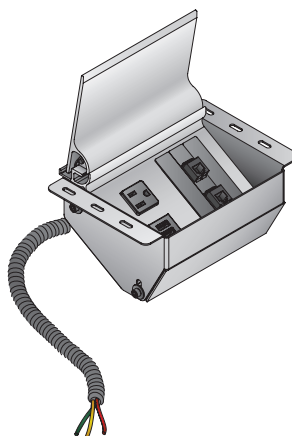
Dimensions

The compact Power Matrix unit includes a low-profile pan beneath the work surface to conceal the unit.



Field-Wired

Some local electrical codes may require field-wiring during installation. In such instances, a Field-Wired option may be specified. In this configuration, each Power Matrix unit will be supplied with a 6' flexible metal conduit with hot, ground and neutral wires.





Agility® Planning

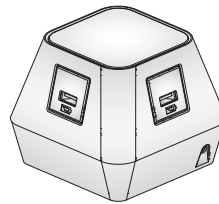
Freestanding Power Option: Charging Cube and Tech Zone

Charging Cube

Charging Cube addresses the need for portable power. The ability to take this device anywhere for collaboration and easy connectivity makes the Charging Cube ideal for those who appreciate flexibility in their workspace.

The Charging Cube can be placed anywhere, and allow up to three devices to be charged at once.

- Three 2 amp USB charging ports
- 11,600 mAh battery capacity
- Charges completely in 4.5 hours



Charging Cube - Top View



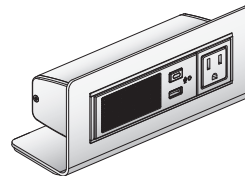
Charging Cube - Side View



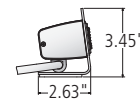
Tech Zone

Simple, easy to use and portable, this freestanding table top power option allows you to easily charge all of your devices.

Available in three configurations with a variety of power and data connectivity options. Includes a 72"-long plug-in infeed cord.



Tech Zone - Side View



- ZONE-SPEAKER includes one simplex receptacle, one dual charging USB-A charging port and a Bluetooth speaker
- ZONE-DATA includes two simplex receptacles and two open data ports
- ZONE-USB includes two simplex receptacles, one data port and one dual charging USB-A charging port

ZONE-SPEAKER



ZONE-DATA



ZONE-USB





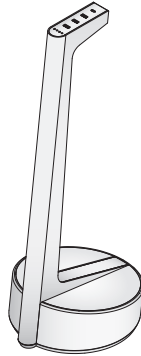
Agility® Planning

Freestanding Power Option: Charging Stand

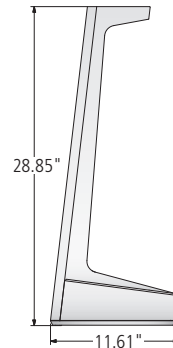
Battery-Powered Charging Stand

At table height, this battery-powered unit provides multiple charging options for collaboration anywhere with cordless power.

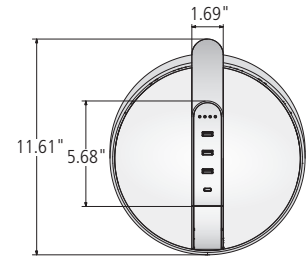
- Three 2 amp USB-A charging ports
- One USB-C (18W) charging port



Battery-Powered Charging Stand
Side View



Battery-Powered Charging Stand
Top View



Corded Charging Stand

The corded unit offers various configurations to fit your needs, while still offering easy mobility. Includes a 10'-long plug-in infeed cord.

Three configurations to choose from:

STAND-1C

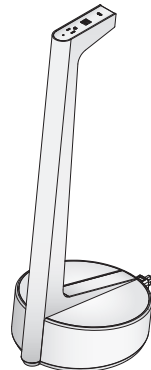
One simplex receptacle and two USB-A ports, and one USB-C port

STAND-3C

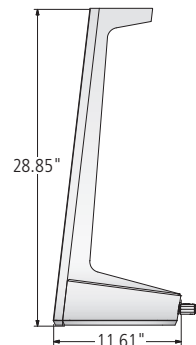
Three simplex receptacles, two USB-A ports, and one USB-C port

STAND-4C

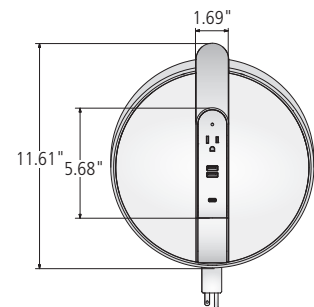
Four simplex receptacles, two USB-A ports and one USB-C port



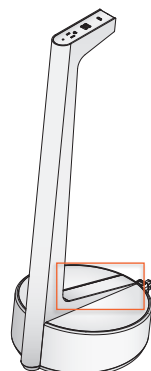
Corded Charging Stand
Side View



Corded Charging Stand
Top View



Base Plate Configuration Options



STAND-1C



STAND-3C

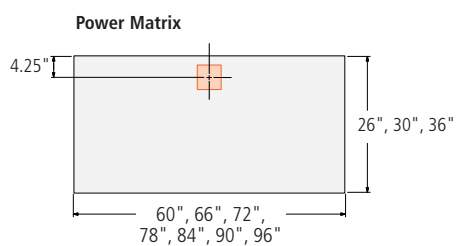
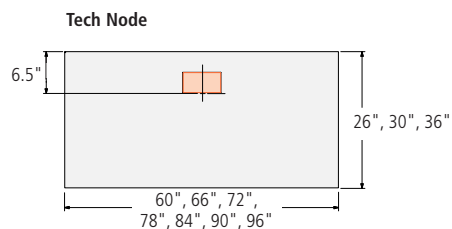
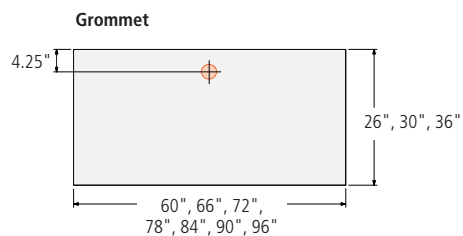


STAND-4C

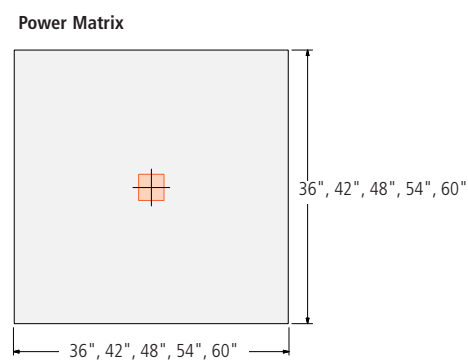
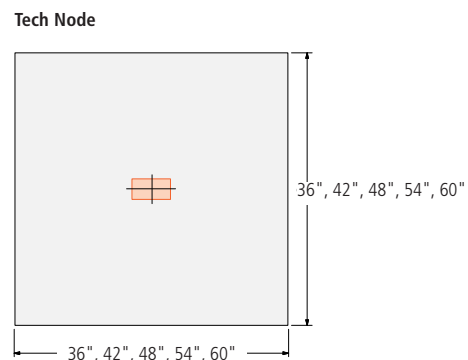
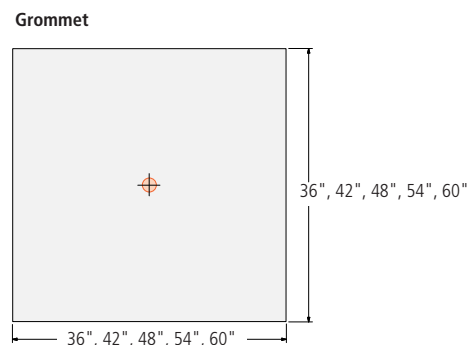


Grommets, Tech Node and Power Matrix Locations

Rectangle



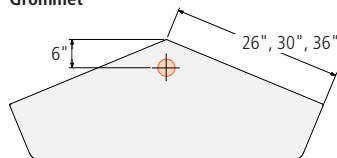
Square



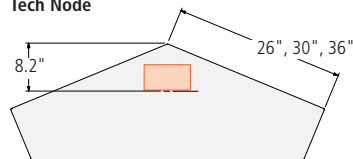
Grommets, Tech Node and Power Matrix Locations

135-Degree Bridge

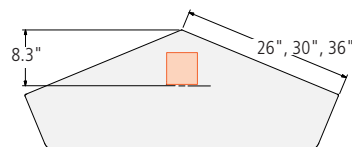
Grommet



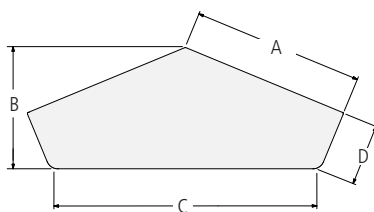
Tech Node



Power Matrix



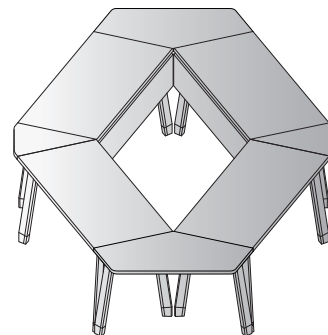
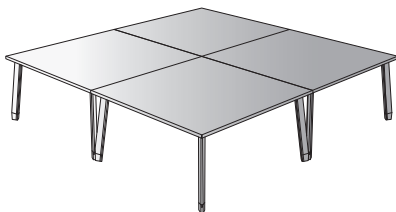
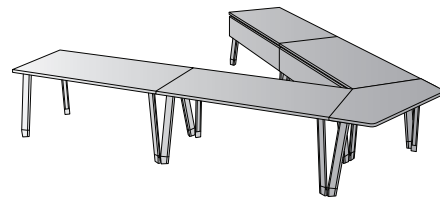
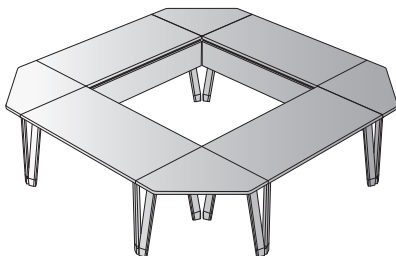
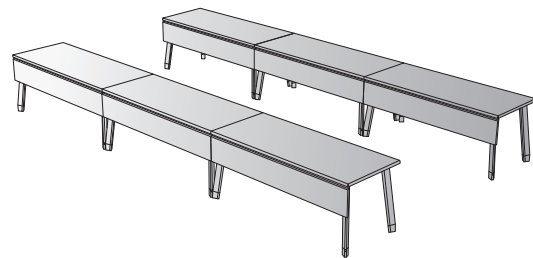
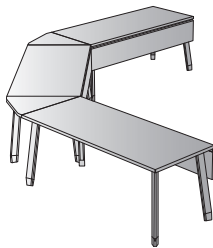
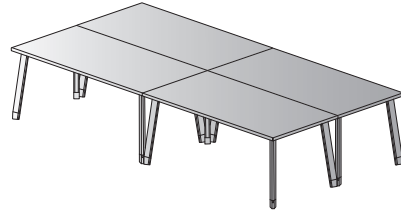
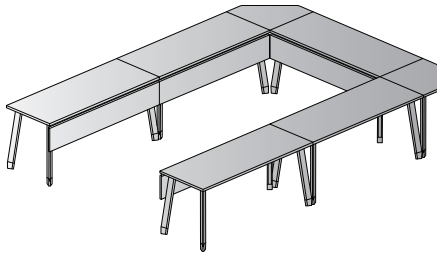
135-Degree Bridge Dimensions



A	B	C	D
26"	23.8"	33.9"	15"
30"	25.3"	41.3"	15"
36"	27.6"	52.4"	15"

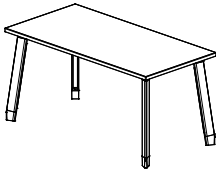
Configuration Examples

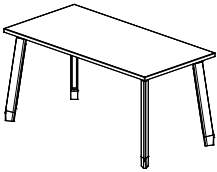
With a simple vocabulary of pragmatic shapes, Agility is able to create a wide range of configuration options to address a broad array of application needs.

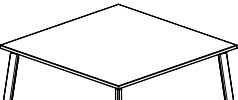




Agility® Reconfigurable Tables

				Laminate Top ABS Edge	Laminate Top Square Wood Edge	Price Veneer Top Square Wood Edge	Premium Veneer Top Square Wood Edge
				-3MP	-SQP	-SQ	-PV
Fixed Leg - Edge Mounted	Model #	Depth	Width				
	without Modesty Panel						
	AGF-2660-FE	26	60	2284	2513	2704	3100
	AGF-2666-FE	26	66	2364	2615	2824	3257
	AGF-2672-FE	26	72	2444	2716	2943	3413
	AGF-2678-FE	26	78	2525	2818	3063	3570
	AGF-2684-FE	26	84	2605	2920	3183	3727
	AGF-2690-FE	26	90	2685	3022	3303	3884
	AGF-2696-FE	26	96	2766	3123	3423	4041
	AGF-3060-FE	30	60	2407	2669	2888	3340
	AGF-3066-FE	30	66	2500	2787	3026	3522
	AGF-3072-FE	30	72	2592	2904	3164	3702
	AGF-3078-FE	30	78	2685	3022	3303	3884
	AGF-3084-FE	30	84	2778	3139	3440	4064
	AGF-3090-FE	30	90	2871	3256	3579	4246
	AGF-3096-FE	30	96	2963	3373	3717	4426
	AGF-3672-FE	36	72	2815	3186	3496	4137
	AGF-3678-FE	36	78	2926	3327	3661	4354
	AGF-3684-FE	36	84	3037	3467	3827	4571
	AGF-3690-FE	36	90	3148	3608	3993	4788
	AGF-3696-FE	36	96	3259	3749	4159	5005

KD Leg - Edge Mounted							
	without Modesty Panel						
	AGF-2660-KE	26	60	3284	3513	3704	4100
	AGF-2666-KE	26	66	3364	3615	3824	4257
	AGF-2672-KE	26	72	3444	3716	3943	4413
	AGF-2678-KE	26	78	3525	3818	4063	4570
	AGF-2684-KE	26	84	3605	3920	4183	4727
	AGF-2690-KE	26	90	3685	4022	4303	4884
	AGF-2696-KE	26	96	3766	4123	4423	5041
	AGF-3060-KE	30	60	3407	3669	3888	4340
	AGF-3066-KE	30	66	3500	3787	4026	4522
	AGF-3072-KE	30	72	3592	3904	4164	4702
	AGF-3078-KE	30	78	3685	4022	4303	4884
	AGF-3084-KE	30	84	3778	4139	4440	5064

Fixed Leg - Edge Mounted							
	Model #						
	AGS-3636-FE	36	36	2148	2340	2501	2834
	AGS-4242-FE	42	42	2389	2646	2861	3305
	AGS-4848-FE	48	48	2667	2998	3275	3847
	AGS-5454-FE	54	54	2982	3397	3745	4463
	AGS-6060-FE	60	60	3333	3843	4269	5150

KD Leg - Edge Mounted							
	Model #						
	AGS-4848-KE	48	48	3656	3987	4262	4835
	AGS-5454-KE	54	54	3973	4387	4734	5451



Agility® Reconfigurable Tables

General Information & Options

Options:

Painted Modesty Panel	Length	Upcharge	Wood Modesty Panel	Length	Upcharge
-PM60	60	\$840	-WM60	60	\$989
-PM66	66	\$875	-WM66	66	\$1,033
-PM72	72	\$912	-WM72	72	\$1,074
-PM78	78	\$950	-WM78	78	\$1,118
-PM84	84	\$985	-WM84	84	\$1,159
-PM90	90	\$1,021	-WM90	90	\$1,202
-PM96	96	\$1,059	-WM96	96	\$1,245

Note: Modesty Panels are only available on Rectangle tables. Wood Modesty Panels are available with Hardwood Edge, and will match the finish of the edge.

Locking Casters:	Add -LC
Ganging Connectors:	Add -GCA
High Polish Leg Finish:	Add -HPFA

Add \$208 per table (includes two per table)
Ganging connectors are for end-to-end, front-to-front and front-to-end connections
Add \$714 per table

Under Surface Power & Data Options:

Modular Power System	Add -MOD
----------------------	----------

Add \$311 per table
- Only available on Rectangle tables
- Includes two duplex receptacles per table and one jumper to connect to adjacent table
- Power infeed must be specified separately (see page 27)

Plug Strip	Add -PLUG
------------	-----------

Add \$109 per table

Table Top and Freestanding Power & Data Options:

See pages 26-28

ABS Edge



-3MP

Square Edge



-SQP, -SQ and -PV

REQUIRED INFORMATION: (ORDER CANNOT BE ENTERED WITHOUT THIS INFORMATION)

See pages 5-6 for surface material options.

Laminate Top with ABS Edge (-3MP)

- Choose Laminate
- Choose ABS edge color
- Choose Leg Finish. Add \$714 per table for HPFA option.
- Choose Painted Modesty Color, if selected

Laminate Top with Square Wood Edge (-SQP)

- Choose Laminate
- Choose Wood Edge Species & Finish
- Choose Leg Finish. Add \$714 per table for HPFA option.
- Choose Painted Modesty Color, if selected

Veneer Top with Square Wood Edge (-SQ and -PV)

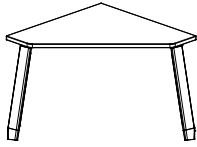
- Choose Wood Edge Species & Finish (Note: Tables are not grain-matched)
- Choose Leg Finish. Add \$714 per table for HPFA option.
- Choose Painted Modesty Color, if selected


General Information:

- Tables are not grain-matched. A grain-matched configuration can be requested by contacting our quote department.
- Overall table height 29-1/2"
- Tops are 1-1/8" thick
- Tables ship standard with glides
- If tables are planned to be ganged to other tables, the ganging connector option must be specified
- When table storage is required, the Knock Down (KD) Leg option allows legs to be removed and attached to the bottom of the table creating a compact 5-1/4" thick package for storage
- Caster color will default based on leg finish (High Polish Finish, Cloud, Burnished, and Foil legs have Smoke casters; Shadow and Galaxy legs have Black casters)
- Standard veneer tops feature quarter cut veneers




Agility® Bridge Tables and Tops

	Model #	Depth	Price			
			Laminate Top ABS Edge -3MP	Laminate Top Square Wood Edge -SQP	Veneer Top Square Wood Edge -SQ	Premium Veneer Top Square Wood Edge -PV
	AGB90-26-FE	26	1283	1436	1563	1826
	AGB90-30-FE	30	1447	1643	1807	2145
	AGB90-36-FE	36	1736	2009	2238	2710

	Model #					
	AGB135-26-FE	26	1315	1476	1610	1888
	AGB135-30-FE	30	1488	1695	1868	2226
	AGB135-36-FE	36	1794	2082	2324	2822

	Model #					
	AGB135-26-KE	26	1815	1976	2110	2388
	AGB135-30-KE	30	1988	2195	2368	2726

	Model #					
	AGB45-26	26	569	722	849	1112
	AGB45-30	30	733	929	1093	1431
	AGB45-36	36	1022	1295	1524	1996

Options:

Locking Casters: Add **-LC**
 High Polish Leg Finish: Add **-HPFA** Add \$714 per table

Under Surface Power & Data Options:

Modular Power System Add **-MOD** Add \$311 per table
 (135-Degree Bridge Tables)
 - Includes one duplex receptacle per table and one jumper to connect to adjacent table
 - Power infeed must be specified separately (see page 27)

Modular Power System Add **-MODJ** Add \$151 per table
 (90-Degree Bridge Tables
 and 45-Degree Bridge Top)
 - Includes a jumper to connect to adjacent tables
 - Power infeed must be specified separately (see page 27)

Plug Strip Add **-PLUG** Add \$109 per table

Table Top and Freestanding Power & Data Options:

See pages 26-28
 Power options not available on 90-Degree Bridge Tables or 45-Degree Bridge Tops.

ABS Edge



-3MP

Square Edge



-SQP, -SQ and -PV

REQUIRED INFORMATION: (ORDER CANNOT BE ENTERED WITHOUT THIS INFORMATION)

See pages 5-6 for surface material options.

Laminate Top with ABS Edge (-3MP)

- Choose Laminate
- Choose ABS edge color
- Choose Leg Finish. Add \$250 per table for HPFA option.

Laminate Top with Square Wood Edge (-SQP)

- Choose Laminate
- Choose Wood Edge Species & Finish
- Choose Leg Finish. Add \$250 per table for HPFA option.

Veneer Top with Square Wood Edge (-SQ and -PV)

- Choose Wood Species & Finish (Note: Tables are not grain-matched)
- Choose Leg Finish. Add \$250 per table for HPFA option.

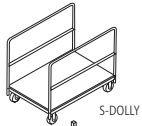
General Information:

- Tables are not grain-matched. A grain-matched configuration can be requested by contacting our quote department.
- Overall table height 29-1/2"
- Tops are 1-1/8" thick
- Tables ship standard with glides
- When table storage is required, the Knock Down (KD) Leg option allows legs to be removed and attached to the bottom of the table creating a compact 5-1/4" thick package for storage
- Caster color will default based on leg finish (High Polish Finish, Cloud, Burnished, and Foil legs have Smoke casters; Shadow and Galaxy legs have Black casters)
- Standard veneer tops feature quarter cut veneers
- Bridge Tables and Tops include ganging connectors

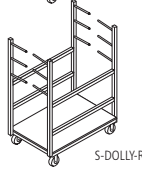


Agility® Dollies

Mobile Table Storage Dolly	Model #	Description	W x D x H	Price
	SDOLLY	Standard dolly	48 x 31 x 39-1/2	2521
	SDOLLY-R	With Modesty Panel Racks	48 x 31 x 68-1/2	3061



S-DOLLY



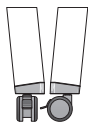
S-DOLLY-R

General Information:

- 6" casters
- Black finish
- Accommodates all table sizes
- Five table capacity per dolly
- Optional modesty panel rack holds six modesty panels
- Shipped Set-up
- Dollies are for use with knock-down leg tables only



Casters	Model #	Description	Price
---------	---------	-------------	-------



AG-CST

Casters, set of 4

252

General Information:

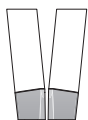
- For retrofitting in the field
- All four casters feature lock
- Wheels are hard ABS edge

REQUIRED INFORMATION: (ORDER CANNOT BE ENTERED WITHOUT THIS INFORMATION)

See pages 5-6 for surface material options.

- Choose Caster color: Black or Smoke
- Choose Metal Collar color. Add \$74 for HPFA option.

Glides	Model #	Description	Price
--------	---------	-------------	-------



AG-GLD

Glides, set of 4

252

General Information:

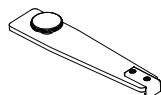
- For retrofitting in the field
- All four glides include an adjustable glide with 1-1/4" range

REQUIRED INFORMATION: (ORDER CANNOT BE ENTERED WITHOUT THIS INFORMATION)

See pages 5-6 for surface material options.

- Choose Glide Finish
- Add \$74 for HPFA option.

Ganging Connector	Model #	Description	Price
-------------------	---------	-------------	-------



AG-GNG

Ganging Connectors, set of 2

208

General Information:

- For retrofitting in the field



Agility® Power & Data Options

Power Matrix - Compact	Model #	Description	W x D	Data/AV Faceplates			Price
				Simplex Outlets	Blank	Data*	
	PM-SM-G-C	Compact - Glass Door	6 x 5.375	2	2	1	1044
	PM-SM-M-C	Compact - Metal Door	6 x 5.375	2	2	1	1044
	PM-SM-W-C	Compact - Wood Door	6 x 5.375	2	2	1	1318

*Each data faceplate includes two RJ-45 (Data) connectors

Options:

4 Simplex Receptacles

3 Simplex Receptacles/Dual Charging USB

Add **-FOUR**

No Upcharge

Add **-THREE**

No Upcharge

USB Charging

Add **-USB**

\$79

Polished Chrome Door

Add **-PD**

\$155

Polished Chrome Bezel

Add **-PB**

\$221

Field-Wired

Add **-FW**

Deduct \$29 per unit

Replace AAP's with 2 additional simplex receptacles
Replace AAP's with 1 additional simplex receptacle and 1 dual charging USB
Dual USB charger, replaces one of the simplex outlets
Only available with metal door option
Only available on laminate top tables
May be required in New York City, Chicago and San Francisco. Check with an electrician for local codes and requirements.

REQUIRED INFORMATION: (ORDER CANNOT BE ENTERED WITHOUT THIS INFORMATION)

See pages 5-6 for surface material options.

- Choose Glass Door Finish, if glass door version is specified
- Choose Metal Finish, if metal door version is specified or for the bezel finish on laminate tables

General Information:

- Wood species and finish will default to the same as the table top if wood door version is specified
- Glass & wood doors are 1/4" thick, metal doors are 1/8" thick
- Glass door is back-painted low-iron glass
- Interior body is clear anodized aluminum
- Each unit includes a 15 amp, 12' power infeed (plug in only). If specified with modular power, the infeed will be 3' long.
- Standard configuration: Two simplex receptacles, two RJ-45 data connectors and two single blank faceplates
- When specified on tables with laminate tops, each Power Matrix unit will include a metal bezel and is limited to the glass and metal door options. (-B) will be added to the model number for the bezel.
- Additional data/AV faceplate options are listed below

Data Faceplates	Model #	Description	Style	W X H	Price
	FLDF-1	Blank faceplate, single height	Single	3-1/2 x 5/8	50
	FLDF-2	One VGA 15-pin HD Female to Female Gender Changer, one 3.5mm Stereo Mini Jack to Solder Tabs	Single	3-1/2 x 5/8	180
	FLDF-3	One VGA 15-pin HD Female to Female Gender Changer	Single	3-1/2 x 5/8	141
	FLDF-4	One RJ-11 Female to Punch Down - Phone	Single	3-1/2 x 5/8	141
	FLDF-5	One RJ-45 Female to Female Barrel - Data	Single	3-1/2 x 5/8	115
	FLDF-6	Two RJ-45 Female to Female Barrels, single height	Single	3-1/2 x 5/8	155
	FLDF-7	Two RJ-45 Female to Punch Down for CAT 6 - AMP	Single	3-1/2 x 5/8	219
	FLDF-8	Two RJ-45 Female to Punch Down for CAT 6 - Leviton	Single	3-1/2 x 5/8	219
	FLDF-10	Two RJ-45 Female to Punch Down for CAT 6 - Panduit	Single	3-1/2 x 5/8	219
	FLDF-11	Two USB A Female to Two USB A Female on 10" Pigtails	Single	3-1/2 x 5/8	245
	FLDF-12	Blank faceplate, double height	Double	3-1/2 x 1-3/8	62
	FLDF-13	Two RJ-45 Female to Female Barrels, double height	Double	3-1/2 x 1-3/8	155
	FLDF-14	Cable Pass-Through Set - one top, one bottom	Double	3-1/2 x 1-3/8	271
	FLDF-15	One HDMI Female to Female Barrel	Single	3-1/2 x 5/8	180

General Information:

- Faceplates are Extron® Architectural Adapter Plates (AAP)
- Faceplates are black

Tech Node	Model #	W x D	Simplex	Open	Dual	Bluetooth	Price
			Receptacles	Data Ports	Charging USB	Speaker	
	PUP	8 x 4	2	2	-	-	380
	PUP-USB	8 x 4	2	1	1	-	453
	PUP-SPEAKER	8 x 4	1	-	-	1	581

Options:

Field-Wired

Add **-FW**

\$0

May be required in New York City, Chicago and San Francisco. Check with an electrician for local codes and requirements.

General Information:

- PUP option includes two simplex receptacles and two voice/data openings
- PUP-USB option includes two simplex receptacles, one dual USB charger and one voice/data openings
- 12' 15-Amp plug-in power infeed standard. 3' cord when specified with modular power system (UL Listed).
- Voice/data modules must be ordered separately; contact your local AV integrator
- PUP defaults to color of metal finish specified on tables (Shadow, Storm, Black, Aged Bronze, Satin Bronze and Galaxy receive Black Anodized Tech Node; Cloud, Burnished and Foil receive Clear Anodized Tech Node)
- UL listed
- Not available on 90-Degree Bridge Tables or 45-Degree Bridge Tops
- Center of Table option only available on Square Tables
- Includes a Voice/Data Adapter Kit to accept couplers and jacks when required



Agility® Power & Data Options

Round Grommet	Model #	Diameter	Price
	-GR	2" diameter	152



Options:

Polished Chrome Grommet Add **-PCG** \$58

General Information:


- Not available on 90-Degree Bridge Tables or 45-Degree Bridge Tops
- Center of Table option only available on Square Tables
- Metal finish will default to metal finish on table

Modular Power System Power Infeeds	Model #	Description	Price
	AGP-H	Hardwire Power Infeed (20 amp)	109
	AGP-P	Plug-In Power Infeed (20 amp)	146

General Information:

- Plug-in power infeed will only utilize one circuit of the two-circuit modular power system. To utilize both circuits, the hardwire power infeed must be specified.
- Power infeeds can be placed at any location along a string of connected tables
- Plug-in power infeed can accommodate a maximum of 6 tables per infeed. Hardwire power infeed can accommodate a maximum of 12 tables per infeed.

Plug Strip Retrofit Kit	Model #	Price
	MOA-10	125



General Information:

- 15 amps - Mounts into Wire Trough
- Includes (6) outlets, surge protection and 10' electrical cord

Modular Power System Retrofit Kits - Rectangle Tables	Model #	Price
	AG-MOD60R	299
	AG-MOD66R	299
	AG-MOD72R	299
	AG-MOD78R	299
	AG-MOD84R	299
	AG-MOD90R	299
	AG-MOD96R	299

Options:

Two-circuit version Add **-2CIR** No Upcharge
 - Includes two receptacles, each accessing a different circuit
 - Only works with hardwired power infeeds

General Information:

- Includes two receptacles (each on the same circuit unless the -2CIR option is specified) and one jumper to connect to adjacent table
- Standard version works with either hardwired or direct plug-in power infeeds (unless -2CIR option is selected, in which case it only works with hardwired power infeeds)

Modular Power System Retrofit Kits- 90-Degree Bridge Tables	Model #	Price
	AG-MOD90B26	151
	AG-MOD90B30	151
	AG-MOD90B36	151

General Information:

- Includes a jumper to connect to adjacent tables
- Works with either hardwired or direct plug-in power infeeds

Modular Power System Retrofit Kits- 135-Degree Bridge Tables	Model #	Price
	AG-MOD135B26	299
	AG-MOD135B30	299
	AG-MOD135B36	299

Options:

Two-circuit version Add **-2CIR** No Upcharge
 - Includes two receptacles, each accessing a different circuit
 - Only works with hardwired power infeeds

General Information:

- Includes two receptacles (each on the same circuit unless the -2CIR option is specified) and one jumper to connect to adjacent table
- Standard version works with either hardwired or direct plug-in power infeeds (unless -2CIR option is selected, in which case it only works with hardwired power infeeds)

Modular Power System Retrofit Kits - 45-Degree Bridge Tops	Model #	Price
	AG-MOD45B26	151
	AG-MOD45B30	151
	AG-MOD45B36	151

General Information:

- Includes a jumper to connect to adjacent tables
- Works with either hardwired or direct plug-in power infeeds




Agility® Power & Data Options

Charging Stand (Battery-Powered)	Model #	Description	Simplex	USB-A	USB-C	Price
			Receptacles	Ports	Ports	
	STAND-B-W	Battery-Powered White Unit	-	3	1	1619
	STAND-B-B	Battery-Powered Black Unit	-	3	1	1619


General Information:

- Three ports for USB-A and one 18 Watt USB-C
- Charging cord included
- LED lights on top of the unit indicate charge level of the battery. When all 4 lights are on, the battery is fully charged.
- Uses a 40 Amp Hour battery with a 128 Watt Hour capacity. For optimal use, it should be charged every night.
- Charging capacities are estimated, based on charging from no power to full power.
 - 10-12 smart phones
 - 8-10 small tablets (5-7" in size)
 - 4 large tablets (9-11" in size)
- White unit is a combination of White aluminum on the base and neck area, and plastic in the Fog color for the trim inserts
- Weight: 12lbs

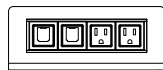
Charging Stand (Corded)	Model #	Description	Simplex	USB-A	USB-C	Price
			Receptacles	Ports	Ports	
	STAND-1C-W	Corded White Unit	1	2	1	711
	STAND-3C-W	Corded White Unit	3	2	1	720
	STAND-4C-W	Corded White Unit	4	2	1	733
	STAND-1C-B	Corded Black Unit	1	2	1	711
	STAND-3C-B	Corded Black Unit	3	2	1	720
	STAND-4C-B	Corded Black Unit	4	2	1	733

General Information:

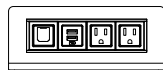
- 10' Plug-In Infeed Cord
- Capable of charging laptops, tablets and mobile phones simultaneously
- STAND-4C version includes a circuit breaker in the base
- Weight: 10lbs

Tech Zone	Model #	Description	Simplex	Open Data	Dual Charging	Bluetooth	Price
			Receptacles	Ports	USB	Speaker	
	ZONE-DATA	(2) Simplex receptacles (2) Open data ports	2	2	-	-	239
	ZONE-USB	(2) Simplex receptacles (1) Dual charging USB (1) Open data port	2	1	1	-	299
	ZONE-SPEAKER	(1) Simplex receptacle (1) Dual charging USB (1) Bluetooth speaker	1	-	1	1	608

ZONE-SPEAKER



ZONE-DATA



ZONE-USB



ZONE-SPEAKER

General Information:

- 72" long plug-in infeed cord
- Finish is black
- Includes a Voice/Data Adapter Kit to accept couplers and jacks when required

Charging Cube	Model #	Description	Price
	CUBE-W	White Power Cube	290
	CUBE-B	Black Power Cube	290

General Information:

- Includes (3) 2 Amp USB charging ports
- The Cube can be recharged completely in 4.5 hours