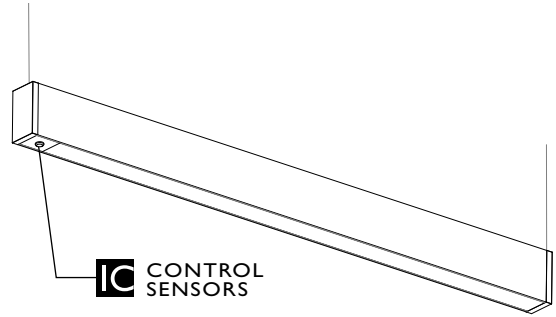




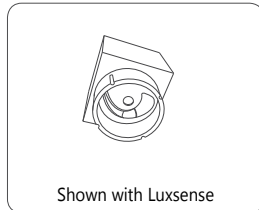
BEAM 2 LED allows for the installation of integrated controls, saving on operating costs and reducing energy consumption.



The two integrated control systems offered are:

● **DAYLIGHT HARVESTING (DS):**

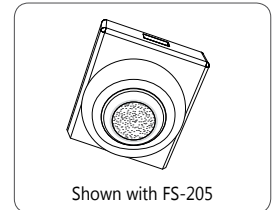
With daylight sensors, maximum lamp output is reduced according to the available amount of natural light. By reducing maximum lamp output, energy consumption is reduced by up to 20 percent in a process known as "Daylight Harvesting".



EC-DIR-WH
FD-301
Luxsense
Micro Luxsense

● **OCCUPANCY (OS):**


When a room is vacated, occupancy sensors ensure the light will be turned off after a programmed delay as well as ensuring that light remains on while the room is occupied.



FS-205
FS-355
FS-155 - Line Voltage
FS-505
FS-505C

● **INSTALLATION EXAMPLES**

One sensor location option



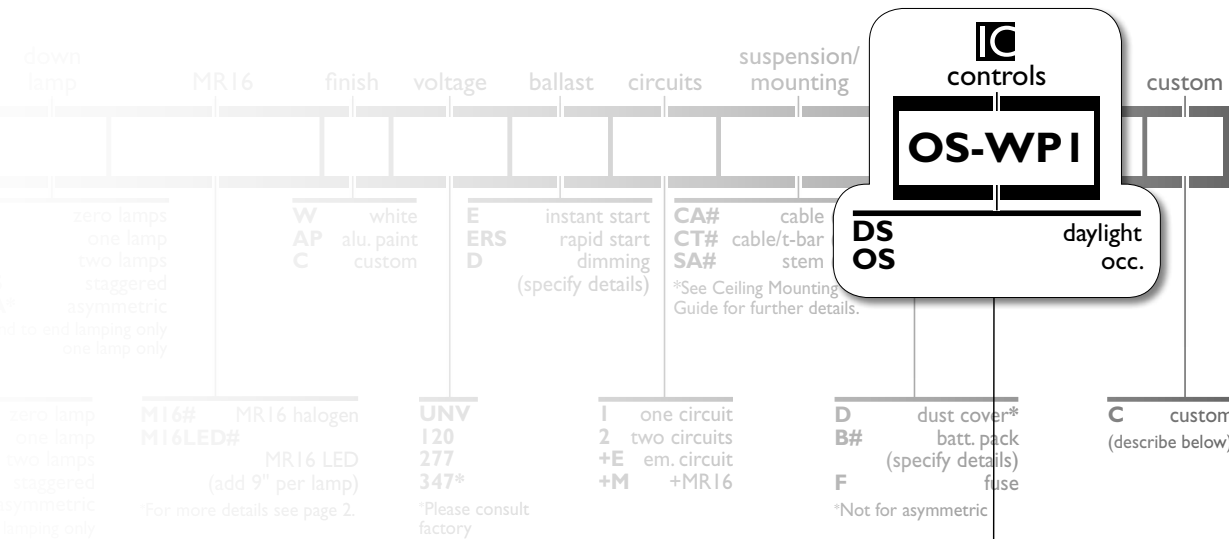
* Incorporating IC controls may effect the length of the luminaire, please contact factory for more details.



● HOW TO SPECIFY INTEGRATED CONTROLS

- In the integrated Controls column, select the appropriate code:
 - For Daylight sensors, select "DS"
 - For Occupancy sensors, select "OS"
- Consult table below and select specific controls options for DS or OS controls.
- Write the code for the specific control after the sensor code.

Example:
DS-LD - for EC-DIR-WH Daylight sensor
OS-WP1 - for FS-205 Occupancy sensor
- If you are not sure which sensor to select, you have two choices;
 - Fill in just the general IC code. The factory will contact you and suggest a control option.
 - Consult factory to make an informed decision.



SENSORS	BRAND	Model	TYPE	CODE	COMPATIBLE DIMMING BALLAST
Daylight Sensor (DS)	Lutron	EC-DIR-WH	Daylight	LD	COMPATIBLE DIMMING BALLAST
	Wattstopper	FD-301	Daylight	WD	EcoSystem
	Philips	Luxsense	Daylight	PL	0-10V
Occupancy Sensor (OS)	Wattstopper	FS-205	PIR Occupancy	WP1	Programmed Rapid Start
		FS-355	PIR Occupancy	WP2	Programmed Rapid Start
		FS-155	PIR Occupancy	WP3	Programmed Rapid Start
		FS-505	Ultrasonic Occupancy	WU1	Programmed Rapid Start
		FS-505C	Ultrasonic Occupancy	WU2	Programmed Rapid Start
		FM-105	High Frequency Occupancy	WH	Programmed Rapid Start
	Philips	Actilume	Daylight & PIR Occupancy	PA	DALI or 0-10V

