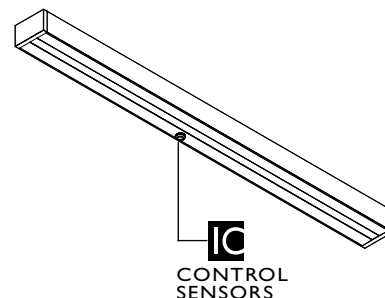




● INTEGRATED CONTROLS

TWIG luminaires allow the use of integrated controls such as daylight sensors (DS), occupancy sensors (OS) and combination daylight/occupancy sensors (DOS). These options can be seamlessly integrated into our luminaires. The control system could be used to optimize the lighting of the space by reducing energy consumption through daylight harvesting and occupancy, thereby improving the overall interior environment and allowing for LEED credits.

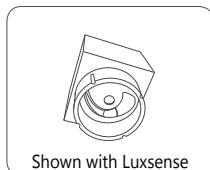
- Consult factory for other options.



The integrated control systems offered are:

● DAYLIGHT HARVESTING (DS):

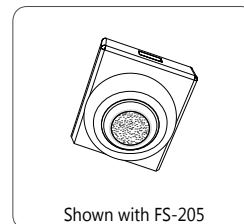
With daylight sensors, maximum lamp output is reduced according to the available amount of natural light. By reducing maximum lamp output, energy consumption is reduced by up to 20 percent in a process known as "Daylight Harvesting".



Shown with Luxsense
EC-DIR-WH, FD-301
Luxsense, Micro Luxsense

● OCCUPANCY (OS):

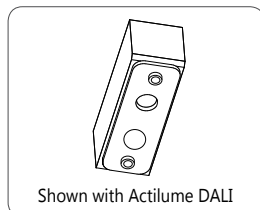
When a room is vacated, occupancy sensors ensure the light will be turned off after a programmed delay as well as ensuring that light remains on while the room is occupied.



Shown with FS-205
FS-205, FS-355,
FS-155 - Line Voltage
FS-505, FS-505C

● DAYLIGHT HARVESTING AND OCCUPANCY (DOS):

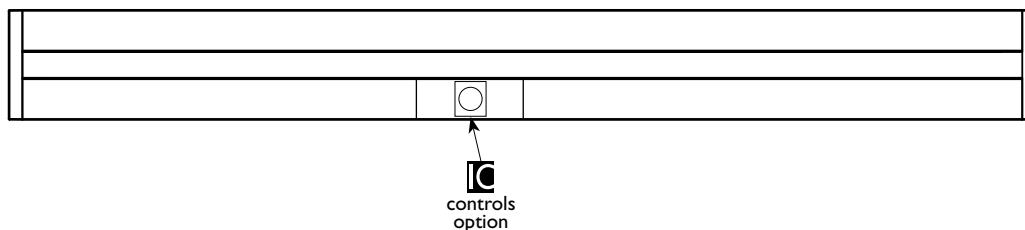
A combination of Daylight & Occupancy sensor from Philips, ACTILUME along with 0-10V or DALI ballasts can be used in one form factor.



Actilume 1-10V
Actilume DALI

● INSTALLATION EXAMPLES

Sensor location option





● INTEGRATED CONTROL OPTIONS

SENSORS	BRAND	Model	TYPE	CODE
Daylight Sensor (DS)	Lutron	EC-DIR-WH	Daylight	LD
	Wattstopper	FD-301	Daylight	WD
	Philips	Luxsense	Daylight	PL
	Philips	Micro Luxsense	Daylight	MPL
Occupancy Sensor (OS)	Wattstopper	FS-205v2	PIR Occupancy & Ambient light level	WP1
	Wattstopper	FS-355 (need lenses)	PIR Occupancy & Ambient light level	WP2
	Wattstopper	FS-155	PIR Occupancy & Ambient light level	WP3
	Wattstopper	FS-505	Ultrasonic Occupancy (Staircase)	WU1
	Wattstopper	FS-505C	Ultrasonic Occupancy (Open Area)	WU2
Daylight & Occupancy Sensors (DOS)	Philips	Actilume	Daylight & PIR Occupancy, LR11655	PA
	Wattstopper	FS-305 (need Lenses)	PIR Occupancy	WP4
	Wattstopper	FS-305 RC	PIR Occupancy & Ambient light level	WP5

● HOW TO SPECIFY INTEGRATED CONTROLS

- In the integrated Controls column, select the appropriate code:
 - For Daylight sensors, select "DS"
 - For Occupancy sensors, select "OS"
 - For Daylight & Occupancy sensor, select "DOS"
- Consult table below and select specific controls options for DS, OS or DOS controls.
- Write the code for the specific control after the sensor code.
Example:
DS-LD - for EC-DIR-WH Daylight sensor
OS-WP1 - for FS-205 Occupancy sensor
DOS-PA - for Actilume Daylight & Occupancy sensor
- If you are not sure which sensor to select, you have two choices;
 - Fill in just the general IC code. The factory will contact you and suggest a control option.
 - Consult factory to make an informed decision.

SENSORS	BRAND	Model	TYPE	CODE
Daylight Sensor (DS)	Lutron	EC-DIR-WH	Daylight	LD
	Wattstopper	FD-301	Daylight	WD
	Philips	Luxsense	Daylight	PL
	Philips	Micro Luxsense	Daylight	MPL