

ACOUSTIC DRUM

ACOUSTIC DRUM OVERVIEW



STANDARD STATIC DIMENSIONS *Custom options available*

30" Dia x 12"H
30" Dia x 24"H
30" Dia x 36"H
30" Dia x 48"H

44" Dia x 12"H
44" Dia x 24"H
44" Dia x 36"H
44" Dia x 48"H

Fixture price available upon request

SPECIFICATIONS

CONSTRUCTION:

Lightweight acrylic frames clad in 4.5mm felt. TGIC-free white powder coated lid, canopy and dress plate.

SHADES:

4.5mm thick PET felt manufactured with 50% post-consumer recycled content. Contact your local sales rep for material samples.

DIFFUSION:

Frosted white opal top and bottom diffusion.

WATTAGE:

M - 68w

L - 107w

Max wattage noted

LIGHTING:

Solid State LED System
3000k, 3500k or 4000k options
81 CRI light source

DRIVERS:

Replaceable 120/277V constant current, dimming driver standard. Can be wired dimming or non-dimming.

MOUNTING:

12"-96" fully adjustable stainless steel aircraft cable suspension. Contact studio for additional lengths up to 20'.

HARDWARE

Removable powder coated lid. Canopy and dress plate mounts to standard junction box. 3/64" stainless steel cable to ceiling. White power cord.

WARRANTY:

5 year warranty on all standard components.

CARE:

The best way to remove airborne debris and dust from shades is to periodically vacuum. A Swiffer sheet or feathered duster can also be used for light dusting. To treat liquid stains, remove spills immediately with a clean damp cotton cloth or with detergent soap and warm water. Carpet and fabric cleaners can usually be used. Always test an inconspicuous area before applying cleaners to the actual stain.



Last Update: 9.4.18

ACOUSTIC DRUM

ACOUSTIC DRUM FIXTURE OPTIONS

RENDERINGS AND DIMENSIONS

MEDIUM



30" Dia x 12"H



30" Dia x 24"H



30" Dia x 36"H



30" Dia x 48"H

LARGE



44" Dia x 12"H



44" Dia x 24"H



44" Dia x 36"H



44" Dia x 48"H

COLOR OPTIONS



Ebony



Moon



Admiral



Cast



Zinc



Ruby



Mineral



Burnt Umber



Hunter



Armor



Cashmere



Citrine



Nickel



Oxford



Aries



Last Update: 9.4.18

CANOPY / DRESS PLATE FINISH OPTIONS

STANDARD



White

BY REQUEST



Silver

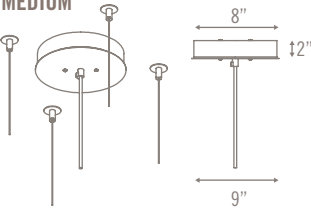


Black

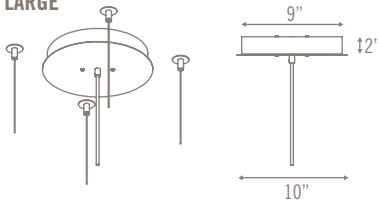
CEILING HARDWARE

Cables to Ceiling

MEDIUM



LARGE



ACOUSTIC DRUM

ACOUSTIC DRUM FIXTURE DETAILS

SABINS PER FIXTURE *Equivalent square feet of perfect absorption*

Center Frequency (Hz)	Sabins per fixture (equivalent square feet of perfect absorption)		
	44"Dia x 24"H	44"Dia x 48"H	44"Dia x 48"H Unlit
100	21.40	35.58	30.73
125	20.14	28.39	29.37
160	19.04	30.45	32.14
200	16.82	32.56	31.24
250	18.14	36.86	36.6
315	19.11	38.42	42.04
400	20.26	38.84	42.94
500	18.72	36.97	41.10
630	18.67	37.63	41.08
800	19.65	38.70	42.68
1000	19.54	39.06	42.50
1250	19.81	40.52	43.48
1600	20.16	40.62	44.89
2000	20.91	41.98	46.25
2500	21.41	42.84	48.72
3150	21.74	43.78	48.91
4000	21.85	45.07	50.18
5000	22.73	46.00	50.15
Average of 250, 500, 1000, 2000 Hz	19.43	38.75	41.96
Effective NRC*	0.85 - 1.00	0.85 - 1.00	0.85 - 1.00
Equivalent square feet of ACT, NRC 0.90	21.60	43.10	46.60
Equivalent square feet of ACT, NRC 0.70	27.80	55.40	59.90

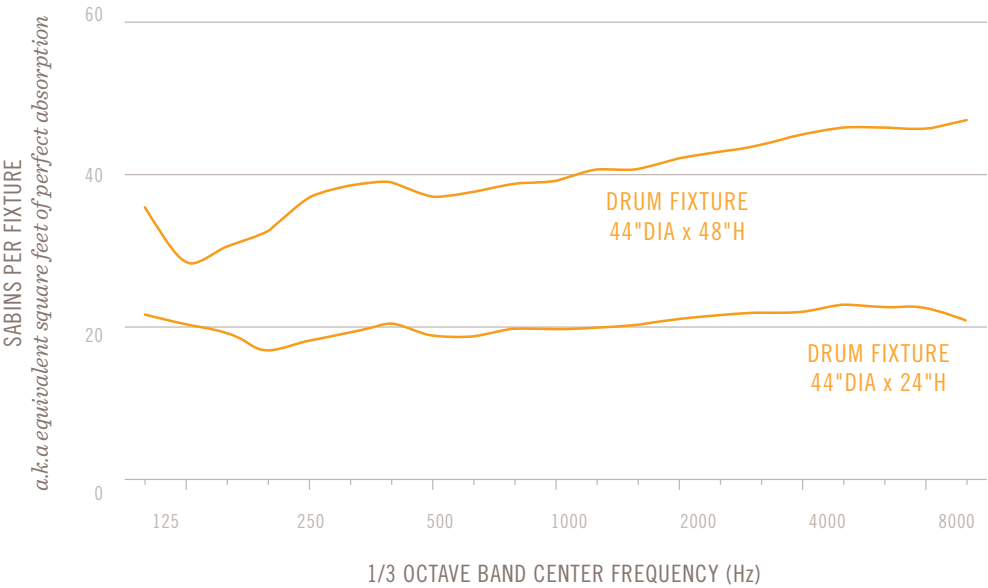
LIGHTART ACOUSTIC DRUM — ABSORPTION

NRC per fixture:
0.85–1.00*

The Acoustic Drum was tested in accredited laboratories to study the impact of fixture size and configuration on acoustic performance.

**The NRC of felt depends on its configuration. LightArt fixtures utilize deep airspaces and multiple layers to keep NRC ratings high for all exposed felt surfaces. Detailed testing data is available upon request.*

The acoustic testing of Acoustic Drum was conducted at NVLAP accredited laboratories and meets ISO 354 and ASTM C423. Formal test reports are available upon request.



ACOUSTIC DRUM

ACOUSTIC DRUM PART NUMBER SPECIFICATION

Complete form to specify Acoustic Drum fixture(s)

SPECIFICATION CODE

Example: 2 QTY ACOUSTIC DRUM-30-24-CT-STD-840-BP-BK-120

ACOUSTIC DRUM - - - - - - - -

Qty. 1 2 3 4 5 6 7 8

For each number, make one selection and enter in the corresponding box above. *Indicates modified choices; additional lead times and/or costs may apply.

1 DIAMETER

☐ 30 30" Dia
☐ 44 44" Dia

2 HEIGHT

☐ 12 12" H
☐ 24 24" H
☐ 36 36" H
☐ 48 48" H

3 FELT COLOR

<input type="checkbox"/> EB	<input type="checkbox"/> MN	<input type="checkbox"/> AD	<input type="checkbox"/> EB	EB Ebony	<input type="checkbox"/> MN	MN Moon	<input type="checkbox"/> AD	AD Admiral
<input type="checkbox"/> CA	<input type="checkbox"/> ZN	<input type="checkbox"/> RU	<input type="checkbox"/> CA	CA Cast	<input type="checkbox"/> ZN	ZN Zinc	<input type="checkbox"/> RU	RU Ruby
<input type="checkbox"/> ML	<input type="checkbox"/> BU	<input type="checkbox"/> HR	<input type="checkbox"/> ML	ML Mineral	<input type="checkbox"/> BU	BU Burnt Umber	<input type="checkbox"/> HR	HR Hunter
<input type="checkbox"/> AR	<input type="checkbox"/> CM	<input type="checkbox"/> CT	<input type="checkbox"/> AR	AR Armor	<input type="checkbox"/> CM	CM Cashmere	<input type="checkbox"/> CT	CT Citrine
<input type="checkbox"/> NI	<input type="checkbox"/> OX	<input type="checkbox"/> AS	<input type="checkbox"/> NI	NI Nickel	<input type="checkbox"/> OX	OX Oxford	<input type="checkbox"/> AS	AS Aries

4 SUSPENSION

☐ STD STD 24"-96"
☐ EXT* EXT* 24"-240"

5 LED CRI / CCT

☐ 830 830 80 CRI / 3000K
☐ 835* 835* 80 CRI / 3500K
☐ 840* 840* 80 CRI / 4000K

6 CANOPY COLOR

☐ WP WP White
☐ BP* BP Black*
☐ SP* SP Matte Silver*

7 POWER CORD

☐ WH WH White
☐ BK BK Black*

8 VOLTAGE

☐ 120 120 120 Volts
☐ 277 277 277 Volts

*Indicates modified choices; additional lead times and/or costs may apply.