



Prices effective January 7, 2019

Prospect™

Introduction	page 2
Prospect™	3
Configuration	5
Surfaces	12
Tables	19
Stools	21
Acoustic Pads	22
Accessories	26
Indices	33
By Name	33
By Number	35
Appendices	
20-Day or Less/Assigned Lead-Time Order Information	
For the latest materials information, refer to the Materials pages on HermanMiller.com.	

A Note on the Organization of This Book

There are a few signals that will help you understand the organization of this book. Once you know them, you should be able to find your way around easily.

Like a newspaper, this book is formatted with columns of text and illustrations that run vertically.

Information wraps from one column to the next and continues for as many pages as it needs to.

Black bars are clues.

A black bar at the top of a page signals the start of information about a product.

This information is divided into two sections, each signaled by a black bar. Product Information includes a description, additional notes, and dimensional drawings. Specification Information, which always begins at the top of a column, includes a series of steps. Each step represents a decision you need to make in order to complete your product number. Steps must be followed sequentially. The number of pages needed to complete information on a product varies; some will be complete in one page; others may fill three or four pages. Just continue going through the steps until you run into the next product, signaled by the black bar at the top of the page.

Black tabs running along the outside edge of the page help you locate what section you are in or what section you want to go to. You can thumb forwards or backwards to find a section; tabs and text appear on both sides of the page.

The additional pages in the back of the book include the appendices and indices. They are signaled by a long black bar running along the outside edge of the page.

The index is presented two ways.

The first index is in alphabetical order by product name. It can be helpful if you are new to the products and numbering scheme or if you are looking for a type of product, such as work chair or round table. The second index is by product number. It lists, in alphanumeric order, the base product number, typically a five-digit number.

General Information

This book is effective January 7, 2019, subject to change without notice. Products may be purchased from authorized Herman Miller dealers who will quote prices upon request. For more information about our products and services or to see a list of dealers, visit www.HermanMiller.com.


All prices are list prices. Additional services, such as planning services, design, storage, and installation, are not included and must be added to these prices when the additional services are requested.


Illustrations, specifications, and prices are based on the latest information at the time of publication. The right is reserved to make changes at any time without notice in prices, fabrics, finishes, materials, specifications, and models, and also to discontinue models and finishes.

Dimensions shown in the drawings are engineering drawing dimensions rounded up to the nearest 1/8". Product is shipped set up or knocked down. Products that include "Shipped knocked down" in the description require some assembly. If this statement does not appear in the description, the product is shipped assembled.

Service problems are normally handled by a Herman Miller authorized dealer. Where this cannot be accomplished on a local level, service problems should be referred to the Customer Care Representative for your region, Herman Miller, Inc., Zeeland, Michigan 49464.

20-Day or Less/Assigned Lead-Time Shipments

All products and options in this price book not designated by an Assigned Program icon  will ship in **20 business days or less** after being acknowledged by Herman Miller.

Products and options designated by an  are on the assigned lead-time program and may ship in 20 days, less than 20 days, or more than 20 days from order acknowledgement.

Configuration

Surfaces

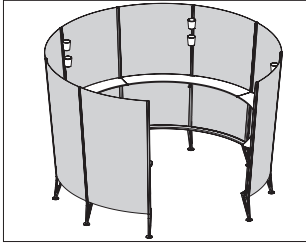
Tables

Stools

Acoustic Pads

Accessories





Product Information

Description

This 68"-high creative structure in 8-panel configuration includes 8 vertical panels, 9 vertical rails and feet, 5 footrail sections, 4 bag hooks, and 6 marker cups. The 4-panel configuration includes 4 vertical panels, 5 vertical rails and feet, 3 footrail sections, 2 bag hooks, and 4 marker cups. Vertical panel interior surface is marker board and exterior surface has a matte color finish. Acoustic tackable pads for the interior and exterior surfaces are available. Glides provide $\frac{1}{2}$ " of leveling adjustment. Hardware included. Assembly required.

Notes

Actual structure height is 68" AFF.

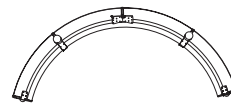
To complete the 8-panel or the 4-panel configuration, creative ledge surface (CBCCL) must be ordered separately.

Stool (CBSTL) and 36"-high, 40" diameter table (CBTBL.T4036) are designed to integrate with the creative space. Order stool and table separately.

Order the following products separately:

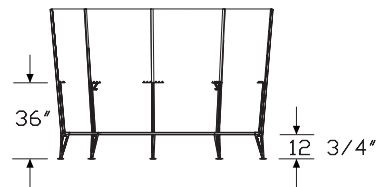
- Interior acoustic pad (CBUAP.CC)
- Exterior acoustic pad (CBEAP.CC)
- Additional marker cups (CBAC.)
- Rail-mount monitor kit (CBMK.)

Dimensions

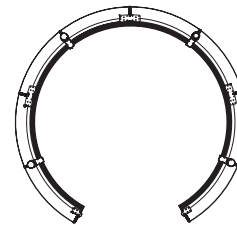
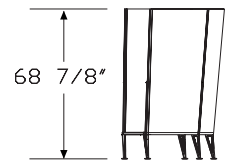


103 1/16"

43"

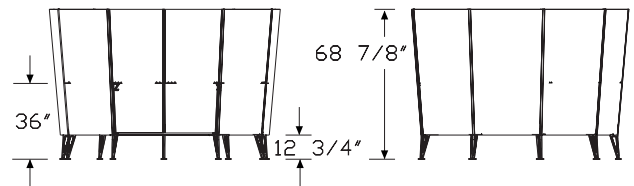


4 Panel Structure



106 1/4"

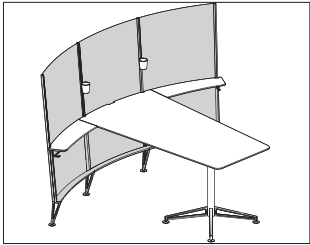
103 3/8"



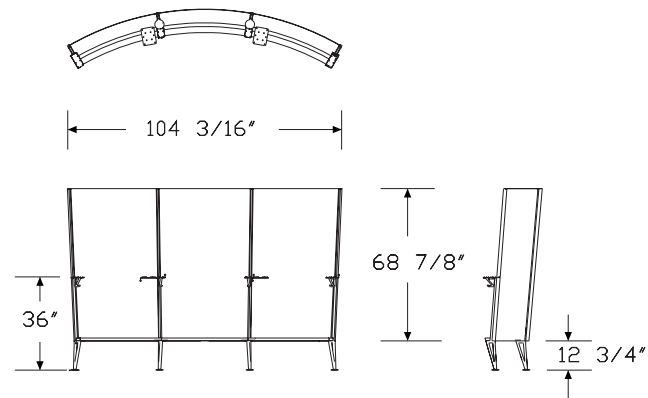
8 Panel Structure

Prospect™ Configuration

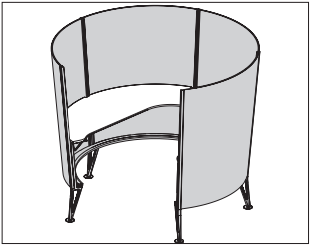
Specification Information		
Step 1.		
CBCC.	<input type="checkbox"/> A	
Step 2. Configuration		
04	4-panel <input type="checkbox"/> A	
08	8-panel <input type="checkbox"/> A	
Step 3. Height		
68	68" high <input type="checkbox"/> A	
Prices for Steps 1-3.		
		68
CBCC.	04	\$5189
	08	\$9434
Step 4. Support and Foot Finish		
8Q	folkstone grey <input type="checkbox"/> A	+\$0
98	studio white <input type="checkbox"/> A	+\$0
Step 5. Interior Panel Surface Type		
BB	whiteboard <input type="checkbox"/> A	+\$0
Step 6. Exterior Panel Finish		
8Q	folkstone grey <input type="checkbox"/> A	+\$0



Product Information
Description
This 68"-high media structure in 3-panel configuration includes 3 vertical panels, 4 vertical rails and feet, 3 footrail sections, 2 bag hooks, and 4 marker cups. Structure includes a cable management channel to mount under the peninsula surface. Vertical panel interior surface is marker board and exterior surface has a matte color finish. Acoustic tackable pads for the interior and exterior surfaces are available. Glides provide 1/2" of leveling adjustment. Hardware included. Assembly required.
Notes
Actual structure height is 68" AFF.
To complete the configuration, media peninsula (CBMCP.) must be ordered separately.
To mount a display to the vertical rails, order rail mount monitor kit (CBMK.) separately.
Order the following products separately:
<ul style="list-style-type: none">• Stool (CBSTL.)• Interior acoustic pad (CBUAP.MC)• Exterior acoustic pad (CBEAP.MC)• Additional marker cups (CBAC.)
Dimensions



Specification Information
Step 1.
CBMC. A
Step 2. Configuration
03 3-panel A
Step 3. Height
68 68" high A
Prices for Steps 1-3.
68
CBMC. 03 \$6642
Step 4. Support and Foot Finish
8Q folkstone grey A +\$0
98 studio white A +\$0
Step 5. Interior Panel Surface Type
BB whiteboard A +\$0
Step 6. Exterior Panel Finish
8Q folkstone grey A +\$0



Prospect™ Configuration

Product Information

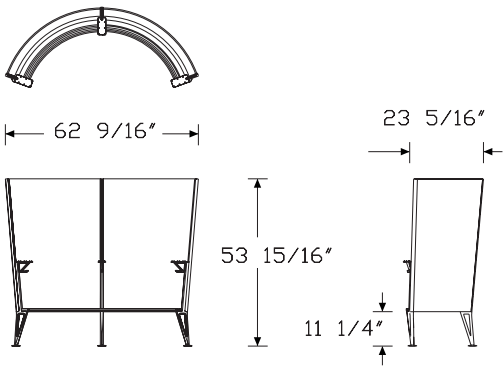
Description

This 54"-high solo structure comes in 2-, 3-, and 4-panel configurations of vertical panels, vertical rails and feet. The 2-panel configuration includes 1 footrail section, 1 bag hook, and 2 interior acoustic pads. The 3-panel structure comes in left- or right-hand configurations and includes 2 footrail sections, 2 bag hooks, and 2 interior acoustic pads. The 4-panel configuration includes 2 footrail sections, 3 bag hooks, and 3 interior acoustic pads. Vertical panel interior surface is marker board and exterior surface has a matte color finish. Glides provide 1/2" of leveling adjustment. Hardware included. Assembly required.

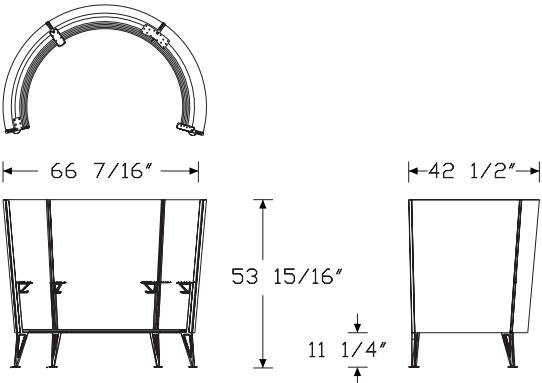
Notes

Actual structure height is 54" AFF.
To complete the configuration, solo surface (CBSCS.) must be ordered separately.
Order the following products separately:
• Additional marker cups (CBAC.)

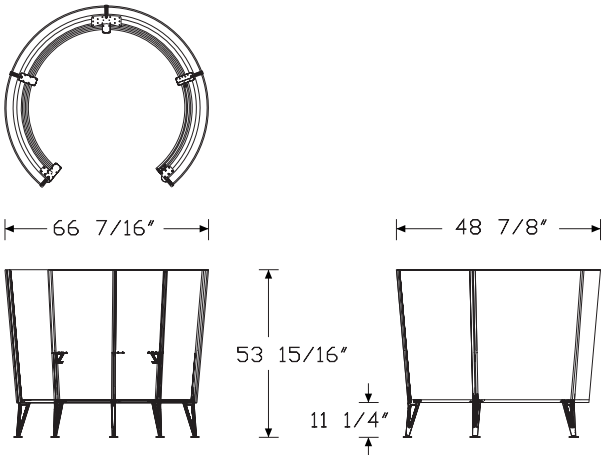
Dimensions



2 Panel Structure




3 Panel Structure



4 Panel Structure

Specification Information		
Step 1.		
CBSC.	<input type="text" value="A"/>	
Step 2. Configuration		
02	2-panel <input type="text" value="A"/>	
3R	3-panel right hand	
3L	3-panel left hand	
04	4-panel <input type="text" value="A"/>	
Step 3. Height		
54	54" high <input type="text" value="A"/>	
Prices for Steps 1-3.		
		54
CBSC. 02		\$1838
3R		\$2342
3L		\$2342
04		\$3150
Step 4. Support and Foot Finish		
8Q	folkstone grey <input type="text" value="A"/>	+\$0
98	studio white <input type="text" value="A"/>	+\$0
Step 5. Interior Panel Surface Type		
BB	whiteboard <input type="text" value="A"/>	+\$0
Step 6. Exterior Panel Finish		
8Q	folkstone grey <input type="text" value="A"/>	+\$0
Step 7. Nonupholstered Acoustic Pad Color		
PMG	medium heathered grey <input type="text" value="A"/>	+\$0



Prospect™ Configuration

Product Information


Description

This flex kit converts an 8-panel creative structure into 2 separate 4-panel structures, or converts 2 separate 4-panel creative structures into an 8-panel structure. Glides have 1/2" of leveling range. Hardware included. Assembly required.

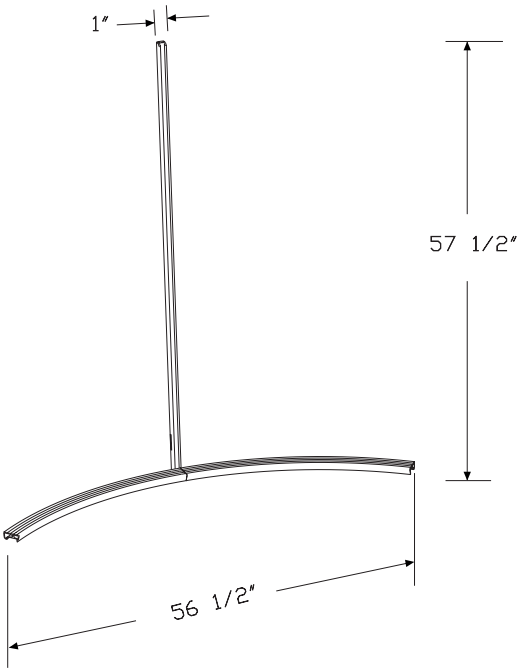
Notes

Flex kit, split (S) includes 2 vertical rail ends and feet.
Flex kit, combine (C) includes 1 mid-run vertical rail with foot.
To complete either kit, order creative ledge (CBCCL) separately.

Dimensions



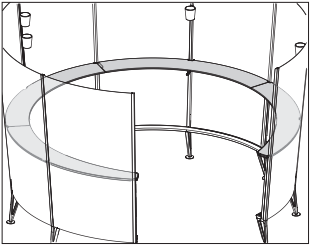
Split



Combine

Creative Structure Flex Kit *continued*

Specification Information		
Step 1.		
CBCCF. <input type="text" value="A"/>		
Step 2. Configuration		
S	split <input type="text" value="A"/>	
C	combine <input type="text" value="A"/>	
Step 3. Height		
68	68" high <input type="text" value="A"/>	
Prices for Steps 1-3.		
		68
CBCCF. S		\$1616
C		\$1616
Step 4. Support Finish		
8Q	folkstone grey <input type="text" value="A"/>	+\$0
98	studio white <input type="text" value="A"/>	+\$0



Product Information

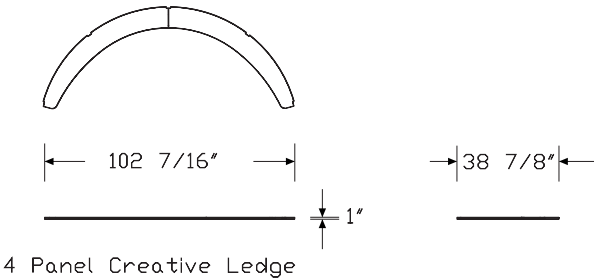
Description

This ledge completes the Creative Structure and has a laminate, veneer, or Formcoat® surface. Ledge for the 4-panel structure has 1 left and 1 right end. Ledge for the 8-panel structure has 2 center pieces, 1 left, and 1 right end. Assembly required.

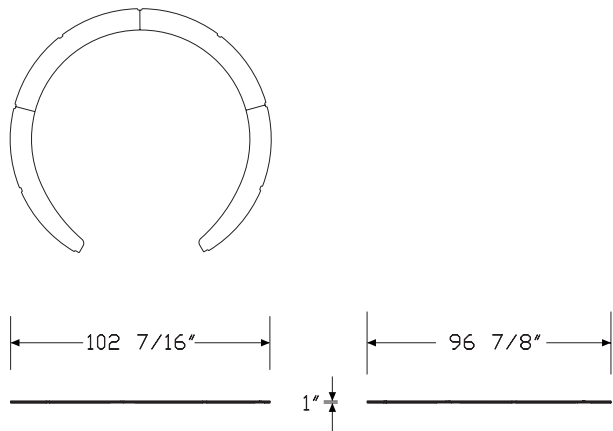
Notes

Specify ledge for 4-panel (04) or 8-panel (08) creative structure configuration.
Order creative structure (CBCC.) separately.

Dimensions



4 Panel Creative Ledge



8 Panel Creative Ledge

Specification Information

Step 1.

CBCCL. ☐

Step 2. Configuration

04 creative structure, 4-panel ☐
08 creative structure, 8-panel ☐
10 flex kit, split ☐
11 flex kit, combine ☐

Step 3. Edge

T thin-edge ☐

Step 4. Power Cutout

N no access ☐

Step 5. Surface Material

L laminate ☐
T formcoat® ☐
W veneer ☐

Prices for Steps 1-5.

	NL	NT	NW
CBCCL. 04 T	\$1401	1149	1528
08 T	\$2803	2298	3056
10 T	\$1401	1149	1528
11 T	\$1401	1149	1528

Step 6. Surface Ledge Finish

For laminate (L)

1X	vanilla <input type="checkbox"/>	+\$0
28	canyon <input type="checkbox"/>	+\$0
29	misted <input type="checkbox"/>	+\$0
2X	wheat <input type="checkbox"/>	+\$0
38	twilight <input type="checkbox"/>	+\$0
39	desert <input type="checkbox"/>	+\$0
3X	celery <input type="checkbox"/>	+\$0
4X	coriander <input type="checkbox"/>	+\$0
5X	chamomile <input type="checkbox"/>	+\$0
6X	cinnamon <input type="checkbox"/>	+\$0
76	light brown walnut <input type="checkbox"/>	+\$0
7X	cardamom <input type="checkbox"/>	+\$0
8Q	folkstone grey <input type="checkbox"/>	+\$0
8X	kale <input type="checkbox"/>	+\$0
91	white <input type="checkbox"/>	+\$0
98	studio white <input type="checkbox"/>	+\$0

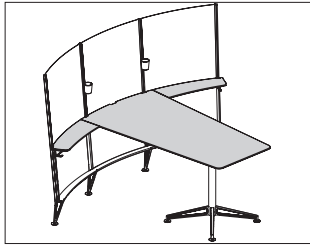
BU	black umber <input type="checkbox"/>	+\$0
CL	cool grey neutral <input type="checkbox"/>	+\$0
HF	inner tone light <input type="checkbox"/>	+\$0
HM	natural maple <input type="checkbox"/>	+\$0
HP	light anigre <input type="checkbox"/>	+\$0
HT	inner tone <input type="checkbox"/>	+\$0
HX	aged cherry <input type="checkbox"/>	+\$0
HY	walnut on cherry <input type="checkbox"/>	+\$0
LA	light ash <input type="checkbox"/>	+\$0
LBA	clear on ash <input type="checkbox"/>	+\$0
LBB	oak on ash <input type="checkbox"/>	+\$0
LBC	walnut on ash <input type="checkbox"/>	+\$0
LBD	dark brown walnut <input type="checkbox"/>	+\$0
LBE	medium red walnut <input type="checkbox"/>	+\$0
LBF	neutral twill <input type="checkbox"/>	+\$0
LBG	sarum twill <input type="checkbox"/>	+\$0
LBH	earthen twill <input type="checkbox"/>	+\$0
LBJ	graphite twill <input type="checkbox"/>	+\$0
LBK	pewter mesh <input type="checkbox"/>	+\$0
LBL	steel mesh <input type="checkbox"/>	+\$0
LBM	crisp linen <input type="checkbox"/>	+\$0
LBN	classic linen <input type="checkbox"/>	+\$0
LBP	casual linen <input type="checkbox"/>	+\$0
LBQ	white twill <input type="checkbox"/>	+\$0
LBR	phantom ecru <input type="checkbox"/>	+\$0
LBS	phantom cocoa <input type="checkbox"/>	+\$0
LBU	medium matte walnut <input type="checkbox"/>	+\$0
LBV	warm grey teak <input type="checkbox"/>	+\$0
LM	mahogany <input type="checkbox"/>	+\$0
LT	light tone <input type="checkbox"/>	+\$0
LU	soft white <input type="checkbox"/>	+\$0
MT	medium tone <input type="checkbox"/>	+\$0
OG	honey maple <input type="checkbox"/>	+\$0
WL	sandstone <input type="checkbox"/>	+\$0
WN	warm grey neutral <input type="checkbox"/>	+\$0
X1	chalk white <input type="checkbox"/>	+\$0
ZZ	open line laminate (nonstandard) <input type="checkbox"/>	+\$0

For formcoat® (T)

8Q	folkstone grey <input type="checkbox"/>	+\$0
-----------	---	------

For veneer (W)

ET	clear on ash <input type="checkbox"/>	+\$0
EU	oak on ash <input type="checkbox"/>	+\$0
EV	walnut on ash <input type="checkbox"/>	+\$0



Product Information

Description

This peninsula completes the Media Structure and provides space for up to 5 people. It has a laminate, veneer, or Formcoat® surface and available power cutout options. Vertical panel interior surface is marker board and exterior surface has a matte color finish. Acoustic tackable pads for the interior and exterior surfaces are available. Glides provide 1/2" of leveling adjustment. Package includes 1 peninsula surface and 2 ledges—1 right and 1 left end. Assembly required.

Notes

Surface is 80" wide, 43" deep at the panel end, and 32" deep at the support end.

Media structure (CBMC.) must be ordered separately.

Round cutout (R) for power access supports round power module (ET991), ordered separately.

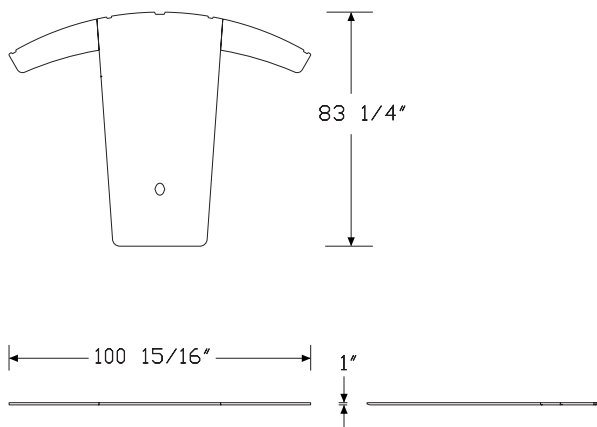
Oval cutout (O) for power access supports oval power module (ET992.) or oval power module and undermount power (ET994.), ordered separately.

Logic cutout (L) for power access supports Logic power unit with 4 simplex receptacles and 2 powered USB ports (Y1425.C) or 5 simplex receptacles (Y1425.F), ordered separately.

Order the following products separately:

- Stool (CBSTL.)
- Interior acoustic pad (CBUAP.MC)
- Exterior acoustic pad (CBEAP.MC)

Dimensions



Specification Information

Step 1.

CBMCP. ☐

Step 2. Configuration

03 3-panel ☐

Step 3. Edge

T thin-edge ☐

Step 4. Surface Ledge/Table Height

36 36" high ☐

Step 5. Surface Material

L laminate ☐

T formcoat® ☐

W veneer ☐

Step 6. Electrical Access

N no power cutout ☐

R power cutout for round, 2 port power unit (above leg location) ☐

O power cutout for oval, 3 port power unit (above leg location) ☐

L power cutout for Y1425 (panel side location) ☐

Prices for Steps 1-6.

	36LN	36LR	36LO	36LL	36TN	36TR
CBMCP.03 T	\$2490	2490	2490	2490	1884	1884

	36TO	36TL	36WN	36WR	36WO	36WL
CBMCP.03 T	\$1884	1884	2793	2793	2793	2793

Step 7. Surface Ledge Finish

For laminate (L)

1X	vanilla <input type="checkbox"/>	+\$0
28	canyon <input type="checkbox"/>	+\$0
29	misted <input type="checkbox"/>	+\$0
2X	wheat <input type="checkbox"/>	+\$0
38	twilight <input type="checkbox"/>	+\$0
39	desert <input type="checkbox"/>	+\$0
3X	celery <input type="checkbox"/>	+\$0
4X	coriander <input type="checkbox"/>	+\$0
5X	chamomile <input type="checkbox"/>	+\$0
6X	cinnamon <input type="checkbox"/>	+\$0
76	light brown walnut <input type="checkbox"/>	+\$0
7X	cardamom <input type="checkbox"/>	+\$0

Media Peninsula & Ledges *continued*

8Q	folkstone grey <input type="checkbox"/>	+\$0
8X	kale <input type="checkbox"/>	+\$0
91	white <input type="checkbox"/>	+\$0
98	studio white <input type="checkbox"/>	+\$0
BU	black umber <input type="checkbox"/>	+\$0
CL	cool grey neutral <input type="checkbox"/>	+\$0
HF	inner tone light <input type="checkbox"/>	+\$0
HM	natural maple <input type="checkbox"/>	+\$0
HP	light anigre <input type="checkbox"/>	+\$0
HT	inner tone <input type="checkbox"/>	+\$0
HX	aged cherry <input type="checkbox"/>	+\$0
HY	walnut on cherry <input type="checkbox"/>	+\$0
LA	light ash <input type="checkbox"/>	+\$0
LBA	clear on ash <input type="checkbox"/>	+\$0
LBB	oak on ash <input type="checkbox"/>	+\$0
LBC	walnut on ash <input type="checkbox"/>	+\$0
LBD	dark brown walnut <input type="checkbox"/>	+\$0
LBE	medium red walnut <input type="checkbox"/>	+\$0
LBF	neutral twill <input type="checkbox"/>	+\$0
LBG	sarum twill <input type="checkbox"/>	+\$0
LBH	earthen twill <input type="checkbox"/>	+\$0
LBJ	graphite twill <input type="checkbox"/>	+\$0
LBK	pewter mesh <input type="checkbox"/>	+\$0
LBL	steel mesh <input type="checkbox"/>	+\$0
LBM	crisp linen <input type="checkbox"/>	+\$0
LBN	classic linen <input type="checkbox"/>	+\$0
LBP	casual linen <input type="checkbox"/>	+\$0
LBQ	white twill <input type="checkbox"/>	+\$0
LBR	phantom ecru <input type="checkbox"/>	+\$0
LBS	phantom cocoa <input type="checkbox"/>	+\$0
LBU	medium matte walnut <input type="checkbox"/>	+\$0
LBV	warm grey teak <input type="checkbox"/>	+\$0
LM	mahogany <input type="checkbox"/>	+\$0
LT	light tone <input type="checkbox"/>	+\$0
LU	soft white <input type="checkbox"/>	+\$0
MT	medium tone <input type="checkbox"/>	+\$0
OG	honey maple <input type="checkbox"/>	+\$0
WL	sandstone <input type="checkbox"/>	+\$0
WN	warm grey neutral <input type="checkbox"/>	+\$0
X1	chalk white <input type="checkbox"/>	+\$0
ZZ	open line laminate (nonstandard) <input type="checkbox"/>	+\$0

For formcoat® (T)

8Q	folkstone grey <input type="checkbox"/>	+\$0
-----------	---	------

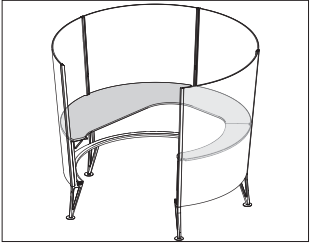
For veneer (W)

ET	clear on ash <input type="checkbox"/>	+\$0
EU	oak on ash <input type="checkbox"/>	+\$0
EV	walnut on ash <input type="checkbox"/>	+\$0

Step 8. Table Base Finish

8Q	folkstone grey <input type="checkbox"/>	+\$0
98	studio white <input type="checkbox"/>	+\$0
G1	graphite <input type="checkbox"/>	+\$0
CD	polished aluminum <input type="checkbox"/>	+\$90

Prospect™ Surfaces

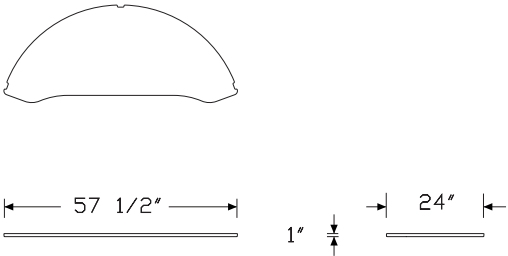


Product Information

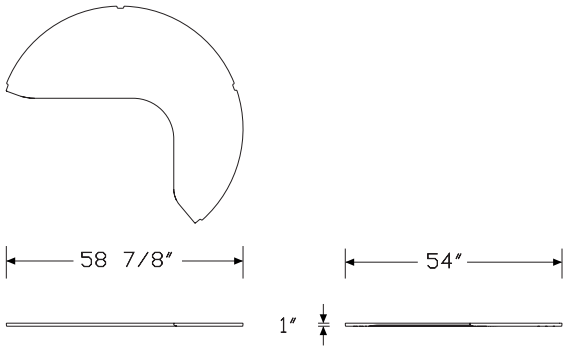
Description
This surface completes the Solo Structure. It has a laminate, veneer, or Formcoat® surface and available power cutout options. The 4-panel surface has 1 primary surface and 1 back ledge. 2-panel and 3-panel surfaces are 1-piece surfaces. Assembly required.

Notes
Specify surface for 2-panel (o2), 3-panel (o3), or 4-panel (o4) solo structure configuration.
Solo structure (CBSC.) must be ordered separately.
Round cutout (R) for power access supports round power module (ET991.), ordered separately.
Logic mini cutout (M) for power access supports Logic Mini grommet mount power unit (Y1414.), ordered separately.

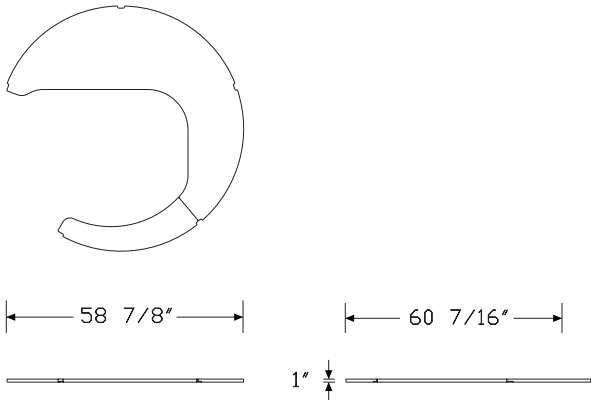
Dimensions



2 Panel Solo Surface



3 Panel Solo Surface



4 Panel Solo Surface

Prospect™ Surfaces

Specification Information**Step 1.****CBSCS.** ☐**Step 2. Configuration****02** 2-panel ☐**03** 3-panel ☐**04** 4-panel ☐**Step 3. Handed***For 2-panel (02)***N** non handed ☐*For 3-panel (03) or 4-panel (04)***L** left ☐**R** right ☐**Step 4. Edge****T** thin-edge ☐**Step 5. Surface Material****L** laminate ☐**T** formcoat® ☐**W** veneer ☐**Step 6. Electrical Access****N** no power cutout ☐**R** power cutout for round, 2 port power unit ☐**M** Logic Mini cutout ☐**Prices for Steps 1-6.**

	TLN	TLR	TLM	TTN	TTR	TTM
CBSCS. 02 N	\$642	642	642	440	440	440
03 L	\$945	945	945	642	642	642
R	\$945	945	945	642	642	642
04 L	\$1313	1313	1313	909	909	909
R	\$1313	1313	1313	909	909	909
	TWN			TWR	TWM	
CBSCS. 02 N	\$692			692	692	
03 L	\$1147			1147	1147	
R	\$1147			1147	1147	
04 L	\$1515			1515	1515	
R	\$1515			1515	1515	

Step 7. Surface Ledge Finish*For laminate (L)*

76	light brown walnut <input type="checkbox"/>	+\$0
8Q	folkstone grey <input type="checkbox"/>	+\$0
91	white <input type="checkbox"/>	+\$0
98	studio white <input type="checkbox"/>	+\$0
CL	cool grey neutral <input type="checkbox"/>	+\$0
HF	inner tone light <input type="checkbox"/>	+\$0
HM	natural maple <input type="checkbox"/>	+\$0
HP	light anigre <input type="checkbox"/>	+\$0
HT	inner tone <input type="checkbox"/>	+\$0
HX	aged cherry <input type="checkbox"/>	+\$0
HY	walnut on cherry <input type="checkbox"/>	+\$0
LA	light ash <input type="checkbox"/>	+\$0
LBA	clear on ash <input type="checkbox"/>	+\$0
LBB	oak on ash <input type="checkbox"/>	+\$0
LBC	walnut on ash <input type="checkbox"/>	+\$0
LBD	dark brown walnut <input type="checkbox"/>	+\$0
LBE	medium red walnut <input type="checkbox"/>	+\$0
LBF	neutral twill <input type="checkbox"/>	+\$0
LBG	sarum twill <input type="checkbox"/>	+\$0
LBH	earthen twill <input type="checkbox"/>	+\$0
LBJ	graphite twill <input type="checkbox"/>	+\$0
LBK	pewter mesh <input type="checkbox"/>	+\$0
LBL	steel mesh <input type="checkbox"/>	+\$0
LBM	crisp linen <input type="checkbox"/>	+\$0
LBN	classic linen <input type="checkbox"/>	+\$0
LBP	casual linen <input type="checkbox"/>	+\$0
LBQ	white twill <input type="checkbox"/>	+\$0
LBR	phantom ecru <input type="checkbox"/>	+\$0
LBS	phantom cocoa <input type="checkbox"/>	+\$0
LBU	medium matte walnut <input type="checkbox"/>	+\$0
LBV	warm grey teak <input type="checkbox"/>	+\$0
LM	mahogany <input type="checkbox"/>	+\$0
LT	light tone <input type="checkbox"/>	+\$0
LU	soft white <input type="checkbox"/>	+\$0
MT	medium tone <input type="checkbox"/>	+\$0
WL	sandstone <input type="checkbox"/>	+\$0
WN	warm grey neutral <input type="checkbox"/>	+\$0

For formcoat® (T)


8Q	folkstone grey <input type="checkbox"/>	+\$0
-----------	---	------

Prospect™ Surfaces

<i>For veneer (W)</i>		
ET	clear on ash A	+\$0
EU	oak on ash A	+\$0
EV	walnut on ash A	+\$0

Table

CBTBL.



Product Information

Description

This table has a single column with 4-star base and adjustable glides. Column is open to allow for cable management. It has a laminate, veneer, or Formcoat® top and available power access options. 4 Prospect™ stools can nest completely under the surface for ease of movement around the table. Assembly required.

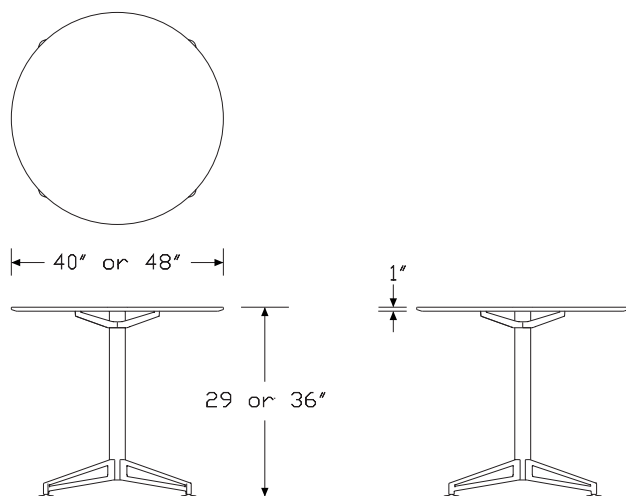
Notes

Order stools (CBSTL.) separately.

Round cutout (R) for power access supports round power module (ET991.), ordered separately.

For use within the Creative Structure (CBCC.), table with 40" diameter and 36" height (CBTBL.T4036) is recommended.

Dimensions



Specification Information

Step 1.

CBTBL. ☐ A

Step 2. Edge

T thin-edge ☐ A

Step 3. Diameter

40 40" diameter ☐ A

48 48" diameter ☐ A

Step 4. Height

29 29" high ☐ A

36 36" high ☐ A

Step 5. Surface Material

L laminate ☐ A

T formcoat® ☐ A

W veneer ☐ A

Step 6. Power Access

N no power cutout ☐ A

R power cutout for round, 2 port power unit ☐ A

Prices for Steps 1-6.

		29LN	29LR	29TN	29TR	29WN	29WR
CBTBL. T	40	\$1717	1717	1414	1414	1768	1768
	48	\$1889	1889	1556	1556	1945	1945

		36LN	36LR	36TN	36TR	36WN	36WR
CBTBL. T	40	\$1717	1717	1414	1414	1768	1768
	48	\$1889	1889	1556	1556	1945	1945

Step 7. Surface Ledge Finish

For laminate (L)

76	light brown walnut	<input type="checkbox"/> A	+\$0
8Q	folkstone grey	<input type="checkbox"/> A	+\$0
91	white	<input type="checkbox"/> A	+\$0
98	studio white	<input type="checkbox"/> A	+\$0
CL	cool grey neutral	<input type="checkbox"/> A	+\$0
HF	inner tone light	<input type="checkbox"/> A	+\$0
HM	natural maple	<input type="checkbox"/> A	+\$0
HP	light anigre	<input type="checkbox"/> A	+\$0
HT	inner tone	<input type="checkbox"/> A	+\$0
HX	aged cherry	<input type="checkbox"/> A	+\$0
HY	walnut on cherry	<input type="checkbox"/> A	+\$0

Table *continued*

Prospect™ Tables

LA	light ash <input type="checkbox"/>	+\$0
LBA	clear on ash <input type="checkbox"/>	+\$0
LBB	oak on ash <input type="checkbox"/>	+\$0
LBC	walnut on ash <input type="checkbox"/>	+\$0
LBD	dark brown walnut <input type="checkbox"/>	+\$0
LBE	medium red walnut <input type="checkbox"/>	+\$0
LBF	neutral twill <input type="checkbox"/>	+\$0
LBG	sarum twill <input type="checkbox"/>	+\$0
LBH	earthen twill <input type="checkbox"/>	+\$0
LBJ	graphite twill <input type="checkbox"/>	+\$0
LBK	pewter mesh <input type="checkbox"/>	+\$0
LBL	steel mesh <input type="checkbox"/>	+\$0
LBM	crisp linen <input type="checkbox"/>	+\$0
LBN	classic linen <input type="checkbox"/>	+\$0
LBP	casual linen <input type="checkbox"/>	+\$0
LBQ	white twill <input type="checkbox"/>	+\$0
LBR	phantom ecru <input type="checkbox"/>	+\$0
LBS	phantom cocoa <input type="checkbox"/>	+\$0
LBU	medium matte walnut <input type="checkbox"/>	+\$0
LBV	warm grey teak <input type="checkbox"/>	+\$0
LM	mahogany <input type="checkbox"/>	+\$0
LT	light tone <input type="checkbox"/>	+\$0
LU	soft white <input type="checkbox"/>	+\$0
MT	medium tone <input type="checkbox"/>	+\$0
WL	sandstone <input type="checkbox"/>	+\$0
WN	warm grey neutral <input type="checkbox"/>	+\$0

For formcoat® (T)

8Q	folkstone grey <input type="checkbox"/>	+\$0
-----------	---	------

For veneer (W)

ET	clear on ash <input type="checkbox"/>	+\$0
EU	oak on ash <input type="checkbox"/>	+\$0
EV	walnut on ash <input type="checkbox"/>	+\$0

Step 8. Metal Finish

8Q	folkstone grey <input type="checkbox"/>	+\$0
98	studio white <input type="checkbox"/>	+\$0
G1	graphite <input type="checkbox"/>	+\$0
CD	polished aluminum <input type="checkbox"/>	+\$90

Step 9. Casters/Glides

57	glides <input type="checkbox"/>	+\$0
-----------	---------------------------------	------

Stool

CBSTL.



Product Information

Description

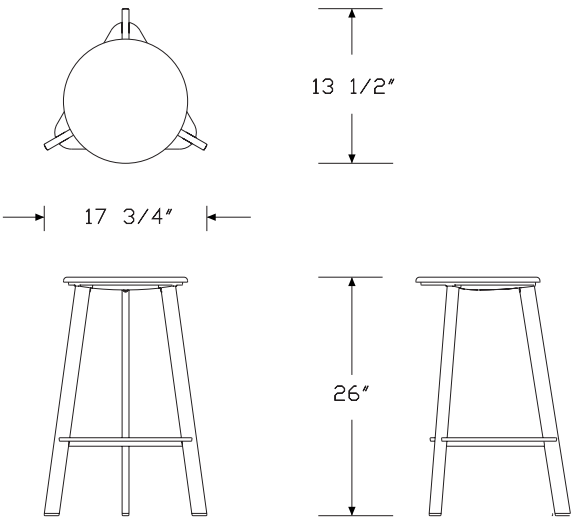
This 26"-high stool has 3 legs and is designed to nest under the Prospect™ table. Sold individually. Assembly required.

Notes

Specify 4 stools to nest under Prospect table (CBTBL.), ordered separately.

For use within the Creative Structure (CBCC.), up to 4 stools and 1 table with 40" diameter and 36" height (CBTBL.T4036) is recommended.

Dimensions



Specification Information

Step 1.

CBSTL. A

Step 2. Height

26 counter height stool A

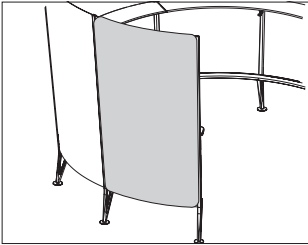
Prices for Steps 1-2.

CBSTL. 26 \$505

Step 3. Seat/Leg Finish

8Q	folkstone grey A	+\$0
98	studio white seat with studio white legs A	+\$0
G1	graphite seat with graphite legs A	+\$0
CD	studio white seat with polished aluminum legs A	+\$90

Prospect™ Stools

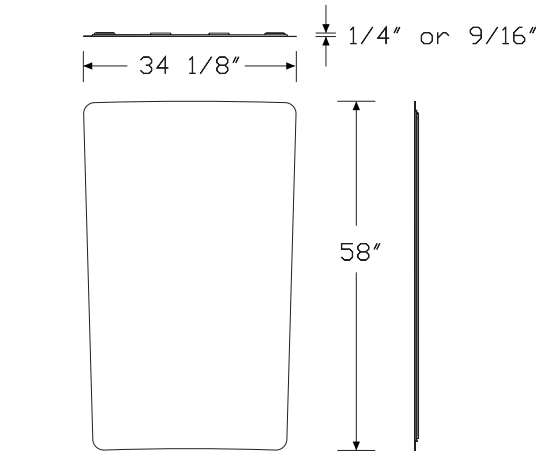


Product Information

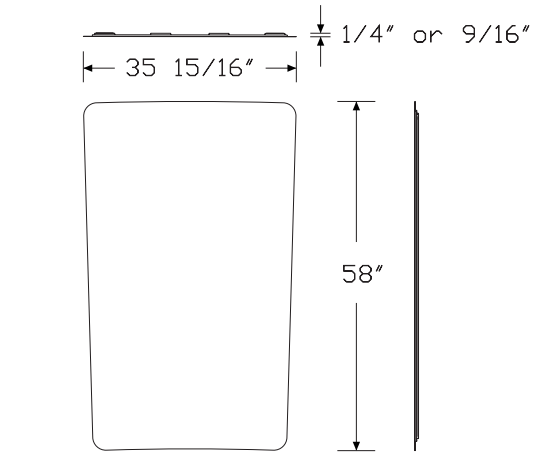
Description
This acoustic pad attaches to the exterior of Prospect™ panels. Pad is tackable and available upholstered or nonupholstered. Sold individually, 1 pad per panel.

Notes
Specify pad type for intended structure: creative (CC), media (MC), or solo (SC).

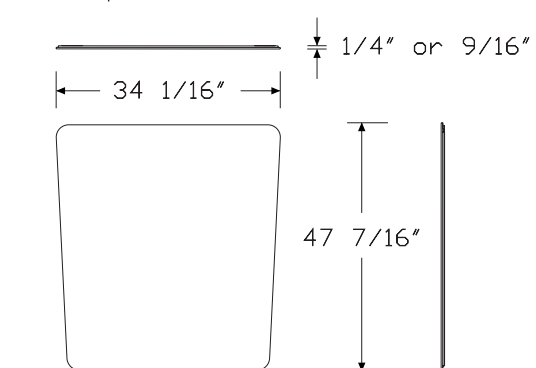
Dimensions



Creative Space



Media Space



Solo Space

Prospect™ Acoustic Pads

Exterior Acoustic Pad *continued*

Specification Information

Step 1.

CBEAP. ☐

Step 2. Type

CC creative structure ☐

MC media structure ☐

SC solo structure ☐

Step 3. Height

For creative structure (CC) or media structure (MC)

68 68" high ☐

For solo structure (SC)

54 54" high ☐

Step 4. Acoustic Pad Type

NP nonupholstered ☐

UP upholstered ☐

Prices for Steps 1-4.

	NP	UP
CBEAP. CC 68	\$253	480
MC 68	\$253	480
SC 54	\$233	455

Step 5. Acoustic Pad Cover

For nonupholstered (NP)

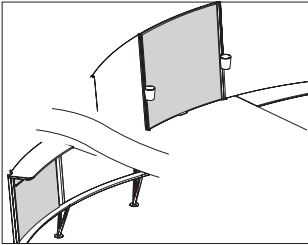
PMG medium heathered grey ☐ +\$0

For solo structure (SC) with upholstered (UP)

Price Category 1	+\$0
Price Category 2	+\$21
Price Category 3	+\$50
Price Category 4	+\$85
Price Category D	+\$100
Price Category B	+\$0
Price Category C	+\$0
Price Category E	+\$121

For creative structure (CC) or media structure (MC) with upholstered (UP)

Price Category 1	+\$0
Price Category 2	+\$29
Price Category 3	+\$66
Price Category 4	+\$114
Price Category C	+\$0
Price Category B	+\$0
Price Category D	+\$133
Price Category E	+\$161



Product Information

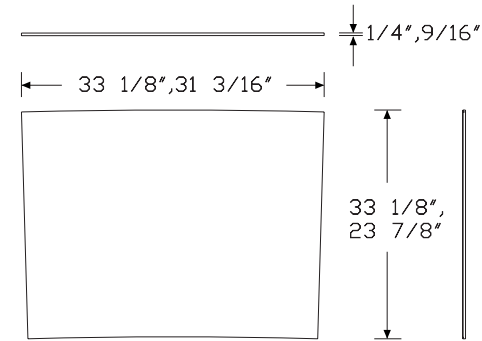
Description

This acoustic pad attaches to the interior of Prospect™ panels. Pad is tackable and nonupholstered. Upper and lower sections are available for Creative and Media structures; only upper sections are available for Solo structure. Sold individually.

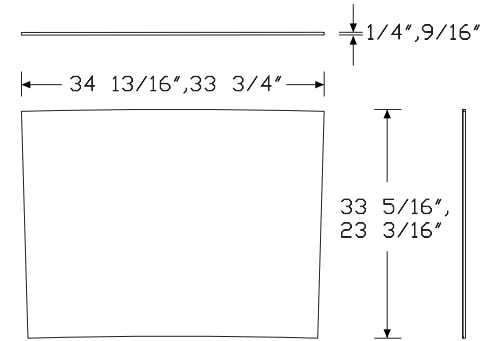
Notes

Pad dimensions are different for each structure. Specify pad type for intended structure: creative (CC), media (MC), or solo (SC).
For creative (CBCC.) and media (CBMC.) structures, each vertical panel accepts 1 upper (U) pad and 1 lower (L) pad, specified individually.
Upper pad (U) is placed above the ledge, peninsula, or work surface.
Lower pad (L) is placed below the ledge or peninsula.
For solo structure (CBSC.), 2-panel and 3-panel structures include 2 upper (U) pads. The 4-panel structure includes 3 upper (U) pads.

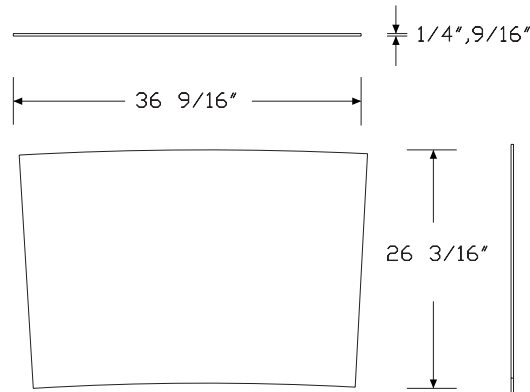
Dimensions



Creative Space



Media Space

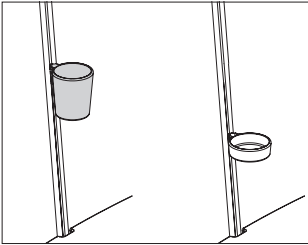


Solo Space

Prospect™ Acoustic Pads

Interior Acoustic Pad *continued*

Specification Information		
Step 1.		
CBUAP. <input type="checkbox"/> A		
Step 2. Type		
CC	creative structure <input type="checkbox"/> A	
MC	media structure <input type="checkbox"/> A	
SC	solo structure <input type="checkbox"/> A	
Step 3. Height		
<i>For creative structure (CC) or media structure (MC)</i>		
68	68" high <input type="checkbox"/> A	
<i>For solo structure (SC)</i>		
54	54" high <input type="checkbox"/> A	
Step 4. Location		
<i>For 68" high (68)</i>		
L	lower (below work surface) <input type="checkbox"/> A	
U	upper (above work surface) <input type="checkbox"/> A	
<i>For 54" high (54)</i>		
U	upper (above work surface) <input type="checkbox"/> A	
Step 5. Acoustic Pad Type		
NP nonupholstered <input type="checkbox"/> A		
Prices for Steps 1-5.		
	LNP	UNP
CBUAP.CC 68	\$225	225
MC 68	\$225	225
SC 54	—	\$225
Step 6. Acoustic Pad Cover		
PMG	medium heathered grey <input type="checkbox"/> A	+\$0

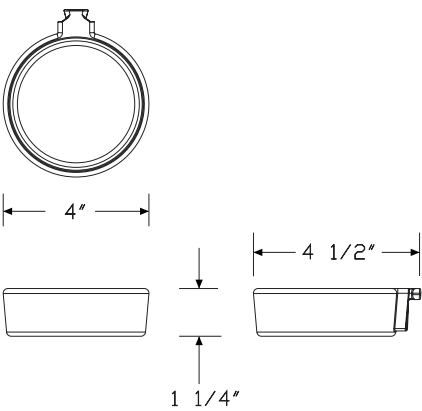


Product Information

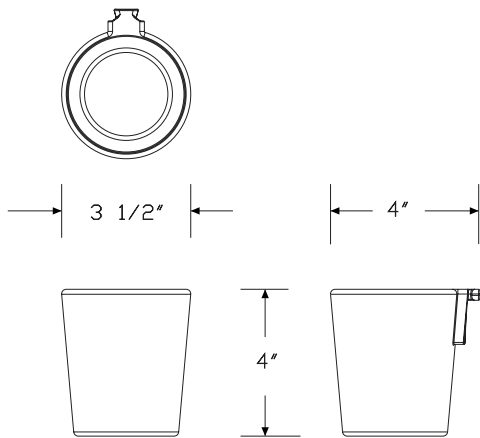
Description
This cup attaches to vertical supports of Creative, Media, and Solo Structures. It is available in marker cup and tack cup styles, and is sold in quantities of 2 of the same style.

Notes
When specifying creative structure, 8-panel (CBCC.o8), 6 marker cups are included.
When specifying creative structure, 4-panel (CBCC.o4), 4 marker cups are included.
When specifying media structure (CBMC.), 4 marker cups are included.

Dimensions



Accessory Tack cup

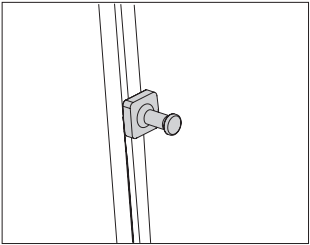


Accessory Marker cup

Specification Information		
Step 1.		
CBAC. A		
Step 2. Style		
MC	marker cup A	
TC	tack cup A	
Prices for Steps 1-2.		
CBAC.	MC	\$46
	TC	\$41
Step 3. Color		
98	studio white A	+\$0

Coat Hook

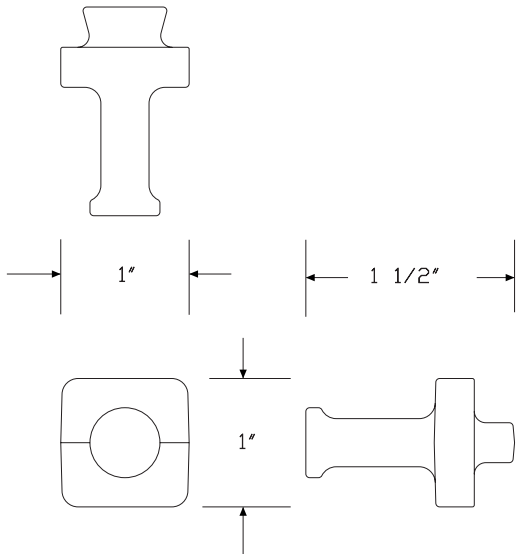
CBCH.



Product Information
Description
This coat hook attaches to vertical supports of Creative, Media, and Solo Structures. Sold in quantities of 4 hooks.
Dimensions

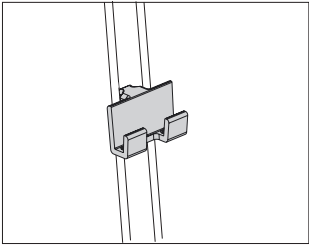
Specification Information
Step 1.
CBCH. A \$46
Step 2. Color
98 studio white A +\$0

Prospect™ Accessories



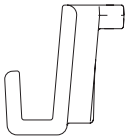
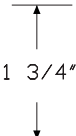
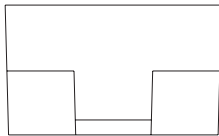
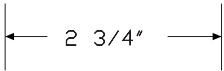
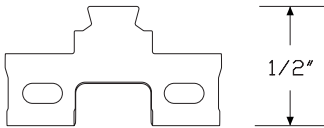
Phone Holder

CBPH.

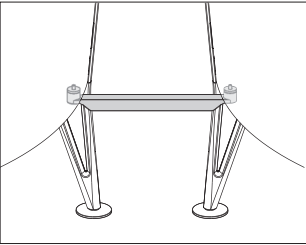


Product Information
Description
This phone holder attaches to vertical supports of Creative, Media, and Solo Structures. Sold in quantities of 4 holders.
Dimensions

Specification Information
Step 1.
CBPH. A \$51
Step 2. Color
98 studio white A +\$0



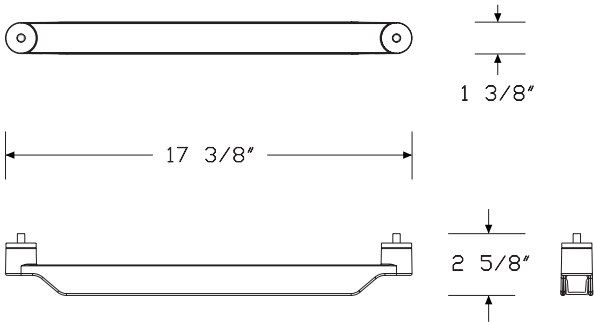
Solo Structure Wire Management BracketCBGB.



Product Information
Description
This bracket attaches to the Solo Structure to manage vined power between Solo spaces.
Notes
Ordered individually. Bracket designed to work with Logic Mini Vine (Y1415.), ordered separately.
Dimensions

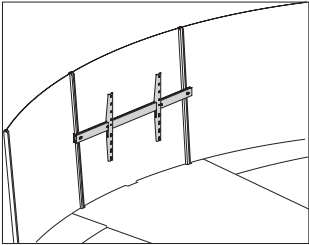
Specification Information
Step 1.
CBGB. A
Step 2. Configuration
SC solo space A
Prices for Steps 1-2.
CBGB. SC\$101
Step 3. Color
98 studio white A +\$0

Prospect™ Accessories



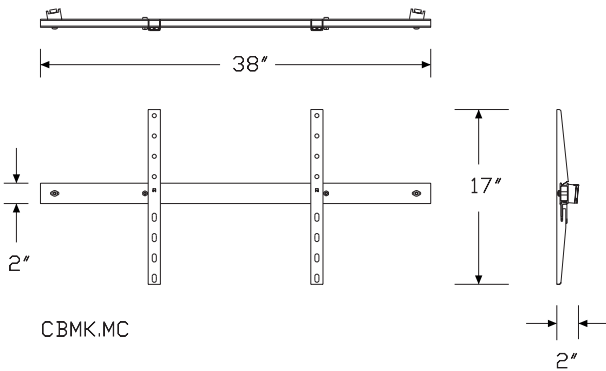
Rail Mount Monitor Kit

CBMK.

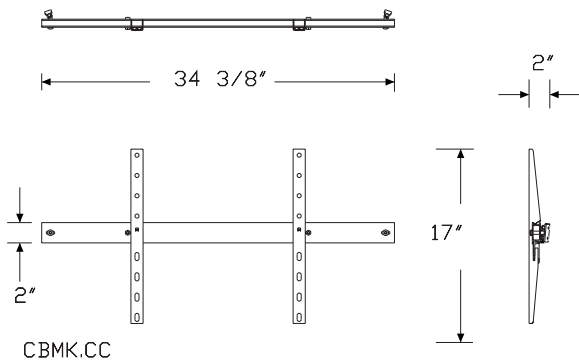


Product Information
Description
This kit attaches to the vertical supports of the Media and Creative Structures to allow attachment of a display. Attachment hardware included. Assembly required.
Notes
To be used with 8-panel creative structure (CBCC.o8) and media structure (CBMC.) only. Kit cannot be used with 4-panel creative structure (CBCC.o4) or solo structure (CBSC.).
Dimensions

Specification Information
Step 1.
CBMK. A
Step 2. Configuration
CC creative structure A
MC media structure A
Prices for Steps 1-2.
CBMK. CC \$505
MC \$505

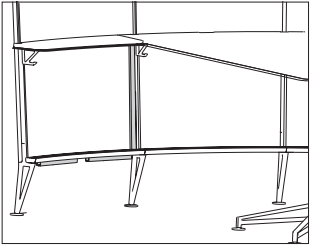


CBMK.MC



CBMK.CC

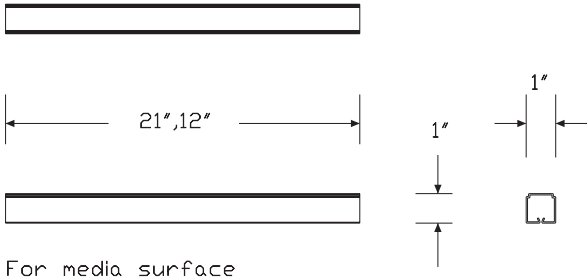
Cable Management KitCBCM.



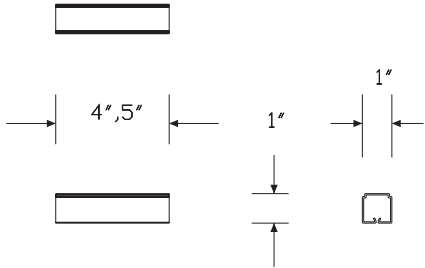
Product Information
Description
This cable management kit comes with clips specific to the Media Peninsula or Solo Structure.
Notes
Package contains 1 kit.
Dimensions

Specification Information		
Step 1.		
CBCM.	<div>A</div>	
Step 2. Configuration		
MC	media	<div>A</div>
SC	solo surface	<div>A</div>
Prices for Steps 1-2.		
CBCM.	MC	\$81
	SC	\$81
Step 3. Finish		
8Q	folkstone grey	<div>A</div> +\$0
98	studio white	<div>A</div> +\$0

Prospect™ Accessories



For media surface



For solo surface

Index by Product Name

Prospect™	
Accessory Cup	page(s) 26
Cable Management Kit	32
Coat Hook	28
Creative Ledge	12
Creative Structure	5
Creative Structure Flex Kit	10
Exterior Acoustic Pad	22
Interior Acoustic Pad	24
Media Peninsula & Ledges	14
Media Structure	7
Phone Holder	29
Rail Mount Monitor Kit	31
Solo Structure	8
Solo Structure Wire Management Bracket	30
Solo Surface	16
Stool	21
Table	19



Index by Product Number



CBAC. Accessory Cup	page(s) 26
CBCC. Creative Structure	5
CBCCF. Creative Structure Flex Kit	10
CBCCL. Creative Ledge	12
CBCH. Coat Hook	28
CBCM. Cable Management Kit	32
CBEAP. Exterior Acoustic Pad	22
CBGB. Solo Structure Wire Management Bracket	30
CBMC. Media Structure	7
CBMCP. Media Peninsula & Ledges	14
CBMK. Rail Mount Monitor Kit	31
CBPH. Phone Holder	29
CBSC. Solo Structure	8
CBSCS. Solo Surface	16
CBSTL. Stool	21
CBTBL. Table	19
CBUAP. Interior Acoustic Pad	24



20-Day or Less/Assigned Lead-Time Order Information

20-Day or Less and Assigned Lead-Time Programs

20-day or less and assigned lead-time products are designed for established Herman Miller dealers with pre-approved credit.

Products are distributed from multiple manufacturing facilities across the United States. All products and options not designated by an Assigned Lead-Time icon  will ship in 20 business days or less after being acknowledged by Herman Miller. Products and options designated by an  are on the assigned lead-time program and will ship in 20 days, less than 20 days, or more than 20 days from order acknowledgement.

Ordering Procedure

Please place orders through Order Manager. If this is not available to you, place orders through mail or fax. Verbal purchase orders will not be accepted.

Order Entry fax number for Passage®, 5000 Series, and Meridian® Filing and Storage: (616) 846 9236.

Order Entry fax number for all other products:
(616) 654 3085.

For more information, contact your Customer Care representative at:
(866) 854 3048 EXT 3400.

Shipments and Delivery

Per Herman Miller Terms and Conditions.

Changes and Cancellation

Per Herman Miller Terms and Conditions.

For more information about our products and services or to see a list of dealers, please visit us at HermanMiller.com or call (800) 851 1196.

© 2019 Herman Miller, Inc., Zeeland, Michigan

Distribution Rights

Working together since 1956, Herman Miller and Vitra are the authentic sources of designs by Charles and Ray Eames, Alexander Girard, and George Nelson. All the designs shown in this book are protected by law. Herman Miller has obtained all rights to make and sell these designs. Also, Herman Miller holds exclusive worldwide manufacturing and distribution rights for these products with the following exceptions:

Charles and Ray Eames, George Nelson, and Alexander Girard—Worldwide distribution rights for furniture in all areas except Europe and the Middle East. For those areas, please contact Vitra.

Isamu Noguchi—Worldwide distribution rights for the Noguchi Rudder Table. Distribution rights for the Noguchi Table in North America and Central America only. For all other areas, please contact Vitra.

Magis—Exclusive distribution rights in the US and Canada. For all other areas, please contact Magis.

Mattiazzi—Exclusive distribution rights in the US and Canada. For all other areas, please contact Mattiazzi.

® **HermanMiller**, 3D Intelligent, AO, Action Office, Aeron, ArcSpan, Aside, Avall, Avive, Bubble Lamps, Canvas Office Landscape, Capex, Celle, Co/Struc, Daisystone, Distil, Eames, Eco-Dematerialized, Embody, Envelop, Equa 2, Ergon 3, Ethospace, Exclave, Fine-Tune, FlexFront, Flo, Formcoat, Formwork, Ground Cloth, Herman Miller for the Home, Herman Miller for Healthcare, Intersect, Kinemat, Lapjack, Layout Studio, Lifework, Limerick, Live Unframed, Living Office, Locale, Maharam, Meridian, Mirra, Passage, Pellicle, Perspectives, PostureFit, Public Office Landscape, Resolve, Rodney, Sayl, Setu, Thrive, Tu, Wishbone, and Y-Tower are among the registered trademarks of Herman Miller, Inc., and its owned subsidiaries.

™ 8Z Pellicle, About Face, AireWeave, Albert, Backfit, Bubbletack, Burdick Group, Butterfly Back, Celeste, Cellular Suspension, Clam, Compass, Connect, Cosm, Cubert, DOT, Duracare, Durawrap, Eames Soft Pad, EnhancedAccess, Everywhere, Flex-Edge, Flute, Harmonic, Herman Miller Select, Hopsak 2, Intent, Iota, Jaw, Keyless Entry, Keyn Chair Group by Herman Miller, Latitude, Lino, Locale, Logic Mini, Logic Power Access Solutions, Live OS, Loop, Lyris, Lyris 2, Made-to-Measure Storage, Metaform Portfolio, Mora, Motia, Multiscrim, Nelson, Nevi, Overlay, Pari, Pixelated Support, Plex, PostureFit SL, Prospect, Q, Renew, Sense, Soft Pad, Stackable, Stackable Storage, Striad, Swoop, Tone, TriFlex, Twist, Ubi, Verus, Vista and Wireframe are among the trademarks of Herman Miller, Inc., and its owned subsidiaries.

SM Herman Miller Options is among the service marks of Herman Miller, Inc.

Alexander Girard® is a registered trademark of The Alexander Girard Estate.

Chemsurf® is a registered trademark of Wilsonart International.

Corian® is a registered trademark of E. I. du Pont de Nemours and Company Corporation.

Crypton® is a registered trademark of Crypton, Inc.

DACRON® is a registered trademark of INVISTA S.a r.l.

Decora® is a registered trademark of Leviton Manufacturing Co., Inc.

Edelman® Leather is a registered trademark of Edelman Leather, Inc.

FENIX NTM® is a registered trademark of Arpa Industriale S.p.A.

FLEXNET™ is a trademark of Milliken & Company.

Floor Saver Glide® is a registered trademark of Carpin Manufacturing, Inc.

Geiger® is a registered trademark, and Bumper™, Saiba™, and Ward Bennett™ are trademarks, of Geiger International.

Goetz™ is a trademark of Mark W. Goetz.

Hang-It-All® is a registered trademark of Lucia Eames Demetrios, d.b.a. Eames Office.

Holophane® is a registered trademark of Holophane.

Ingeo™ is a trademark of Cargill Dow LLC.

iPad® is a registered trademark of Apple, Inc.

LifeSize® is a registered trademark of LifeSize Communications, Inc.

Magis®, Bombo®, and Me Too® are registered trademarks of Magis S.p.A.

Microsoft® and Natural® Keyboard are registered trademarks of Microsoft Corporation.

Noguchi® and the Noguchi table configuration (trade dress) are registered trademarks, and Rudder Table™ is a trademark, of The Isamu Noguchi Foundation and Garden Museum.

Place Textiles® is a registered trademark of Place Textiles.

SuperSeat™ is a trademark of Dahti Seating, a division of ITW.