

PRESTON

Planning Guide + Price List

QUICK LINKS

Introduction

General Information

Finish Information

Surface Materials

Planning Guide

Planning

Price List

Preston Tops and Bases

Preston Power and Data Options



General Information

This price book supercedes all previous versions.

Before placing your order, confirm you have all required information necessary. Lead times for orders begin after all required information is included and correct.

Delivery Information

We know lead times are important and sticking to them even more so. We work to maintain a 6-8 week lead time on all standard products in this book from receipt of a clean order. All orders are acknowledged with an approximate shipping date and will be invoiced with the price in effect at the date the purchase order is received.

Shipping charges are prepaid (within the continental U.S.). Therefore, pricing is a delivered price based on normal ground transportation. If you have special instructions, need to ship by air, or are shipping to Alaska or Hawaii, contact NuCraft Customer Service. NuCraft can also help arrange to have products blanket wrapped for an additional charge. Contact the NuCraft Customer Service team or specify it on your purchase order.

Minimum Freight Charge: Any order below \$2,100 net will be assessed a \$285 net minimum freight charge (one per order).

Orders are subject to acquiring the materials required for manufacturing. Fulfillment can be affected by strikes, fires, embargoes and acts of government. These elements are beyond our control.

NuCraft offers a variety of services to accommodate a wide range of delivery requirements. Availability of these services is dependent on a number of factors and may not be offered with all shipments. Examples of delivery services that have additional fees include:

- Specific date within our standard 3-5 day delivery window (for orders under \$50,000 net)
- Specific time of day, morning or afternoon (for orders under \$50,000 net)
- Delivery to a warehouse before delivery to its final destination (unless product is picked up at the warehouse)

Contact the NuCraft Customer Service team for availability and pricing on these services.

Freight Terms

Shipping charges for NuCraft products are prepaid for standard delivery in the continental United States. Standard delivery is defined as follows: Product is delivered on a 53' trailer being pulled by a long-haul tractor (total length of 85'). Facility will receive delivery Monday through Friday between the hours of 8:00 AM and 4:00 PM. Facility has docks with levelers and a fork truck for unloading. Product will be loaded on load bars two levels high. Receiving facility is responsible to have personnel on hand to unload the truck upon arrival, drivers do not unload. Delivery sites or times that do not meet this criteria will be accommodated, but will typically incur a charge to cover additional shipping costs. Please notify NuCraft in advance of the shipment if this is the case and the additional charge (if any) will be determined by NuCraft.

Product ships FOB dock. The customer obtains title to their product and materials, and assumes the risk of loss for them, upon shipment from NuCraft's facilities.

Storage

NuCraft has no storage facilities for finished product. If a customer cannot accept an order when it is ready for shipment, the customer must designate an alternative shipping address. If no address is provided, NuCraft may, at its discretion, transfer the product to storage. If product is transferred to an off-site storage facility, the customer may be charged for transportation to the facility and for any associated storage fees. NuCraft considers transfer of the product to a storage facility the equivalent of shipment, including invoicing and payment. Customers assume the risk of damage or loss during storage.

Transportation Times and Delays

Third party carriers that NuCraft contracts with will make reasonable efforts to accommodate requested delivery times and dates. Scheduled delivery appointments may, however, be delayed for a variety of reasons, including inclement weather, traffic, transportation equipment problems, and delays encountered at other delivery locations along the delivery route. NuCraft does not recommend scheduling activities that depend on the delivery appointment (for example, scheduling furniture installers to install furniture the day of the delivery appointment). NuCraft shall not be liable for any costs incurred as a result of a missed delivery appointment.

Shipment Damage Claims

Legal title to merchandise passes to the buyer upon acceptance by the carrier. **Inspect all cartons upon delivery.** Details of visible damage should be noted on the delivery receipt. Do not install product if damage is found upon inspection. The carrier should be notified by the buyer to inspect the merchandise, and file a claim immediately. If visible damage is not apparent, sign the delivery receipt "No visible damage." This will allow recourse for a concealed damage claim. Although most claims for transportation damages must be filed against the carrier within nine months of the date of delivery, concealed damage claims must be filed within 15 days of receipt.

Do not destroy packing materials until shipment has been inspected. Then proceed to file a claim with the carrier.

Failure to make any claims against NuCraft within 10 days shall constitute acceptance of the merchandise and a waiver of any defects, errors or shortages discovered upon inspection.

Cancellations

Cancellations must be reviewed by our Customer Service team. Because we build your products to order, orders cannot be cancelled once processing has begun. Processing includes but is not limited to development of shop drawings and other engineering drawings. If cancellation is approved, a processing fee of 20-100% will be assessed based on the status of the order.

Change Order Policy

NuCraft will make every attempt to honor any reasonable change request to product provided that the request is received prior to start of production. Change orders will be accepted only if the request is made in writing and received in time to make the change. NuCraft reserves the right to increase our acknowledged price and ship date if necessary to make the requested changes. Please submit any change order request to our Customer Service team. NuCraft will assess charges to the customer as stipulated in the following:

- Standard Orders: Change orders received prior to production will be charged \$200 net to cover print and administrative costs.
- Special Orders: Change orders received prior to production will be charged \$200 net to cover print and administrative costs. There may be additional costs associated with engineering labor required for the change order.
- Change orders received after production must be evaluated by NuCraft. If approved, the charge will be \$200 net plus any restocking charges accumulated. There may be additional costs associated with engineering labor required for the change order.



General Information

Repair Authorization

Prior written approval is required for repairs of merchandise charged to NuCraft. Failure to do so will result in customer funded repairs.

Payment Terms

Deposits are required at the time of order due to the custom nature of our products. See information regarding Cancellations above.

Credit terms are available to qualified customers. Please contact AR@NuCraft.com to start the application process. Note that the credit application process requires a valid sales tax exemption or resale tax certificate, Form W-9, and three current trade references.

Credit Card Payments are accepted via web portal. Please contact AR@NuCraft.com for payment instructions. Note that a 2% convenience fee will be added for using this payment method and no early pay discounts are allowed on credit card payments.

Warranty

NuCraft warrants that each piece of furniture it manufactures will be free from defects in materials and workmanship for a period of ten years of single-shift use. Textiles, decorative trim, electrical components, lamps, mechanical devices, casters and custom-made products not described in NuCraft's catalog are warranted for one year from the date of original delivery. Height adjustable desk mechanisms are warranted for two years. This warranty is applicable only if the furniture is given normal and proper care and is properly installed and maintained in an office environment. This warranty extends only to products manufactured and sold in North America and only to original purchasers acquiring new NuCraft products through authorized dealers, or from others specifically authorized by NuCraft to sell its products.

NuCraft's sole obligation under this warranty is to repair or replace, at NuCraft's discretion, products which prove to be defective during the warranty period. Purchasers may be required to establish that a claim is within the warranty period. To initiate a warranty claim, the purchaser should contact an authorized NuCraft dealer.

This warranty does not cover: 1) Damage caused by a carrier 2) COM (Customer's Own Material) specified by the customer that is not a standard product offering 3) Color, grain or texture of wood and other covering materials (due to the natural variations over which NuCraft has no control) 4) Damages resulting from user modification, attachments to a product, misuse, abuse, alteration or negligent use.

NuCraft extends no other warranties, expressed or implied, including warranty of merchantability or fitness for a particular purpose. NuCraft shall not be liable for loss of time, inconvenience, commercial loss, incidental or consequential damages.

Environmental Statement

NuCraft is committed to supporting responsible environmental policies and practices in all that we do. We strive for sustainability, weighing our business decisions against the costs to the ecological, social and economic systems they affect.

Our products are manufactured to meet the credit requirements of the U.S. Green Building Council's LEED rating systems in one or more of the following categories:

- Recycled Content
- Certified Wood
- Low-Emitting Materials

Computer Aided Planning

NuCraft products and pricing are available on CD via 2020 Cap, an AutoCAD®-based space planning tool.

2020 Cap is an integrated software system developed specifically for interior designers and facility planners to enhance workplace performance. This modern suite of applications works together seamlessly, in concert. Navigate catalogs, select products, design in plan view and 3D, assign options, create worksheets and build a project where you want, when you want. Take your pick. It's dynamic and interactive. Design projects are a work in progress. And now you can perform any of the many discrete tasks that go into a project any time, any place.

For additional information, you may contact 2020 Cap direct at 800-227-0038.

iSpec®

NuCraft offers a free online product configuration and specification service that saves you time and allows you to be creative while leaving the nuts and bolts to someone else. No specific software is required, nor is there any learning curve. This service applies to all NuCraft products. For additional information, call 1-877-NUCRAFT and ask for the iSpec Team or log on to www.nucraft.com/ispec.



Finish Information

Surface Materials Palette

We crafted our materials palette using the same demanding standards that distinguish our furniture. Thoughtful design and attention to every detail elevate your possibilities.

Anchored by NuCraft veneers, unrivaled for clarity, quality, and depth of finish, our collection of surface materials comprises a sophisticated set of balanced elements that supports your design vision.

Some elements have their roots in NuCraft's rich heritage. Others are new materials and reflect current trends and taste. Together, they ensure that you're ready for today and positioned well for the future. Beautifully.

Custom Finishes

NuCraft specializes in expert custom finish matching. For a nominal upcharge we can provide custom finishes, and we are frequently asked to match the finishes of other furniture manufacturers. For orders over \$5000 list, a finish sample will automatically be sent for approval prior to entering the order. Additionally, for finishes that appear unusual to match or for customers directly requesting a sample, a finish sample will also be sent for approval prior to entering the order.

Custom finishes requiring colored varnishes to create a painted look can only be applied to Maple veneer and require one extra week in addition to the standard leadtime. NuCraft's standard black finish (G82) can be applied to all NuCraft standard veneers. Walnut is the standard black veneer. Other species must be specified when ordering.

Custom finishes carry a 10% upcharge per item, per finish.

Do not add the finish upcharge to any item that is not wood. Example: casters, ganging connectors.

Treatments

Note: Default veneer sheen will vary per finish and were determined by a team of experts who reviewed the colorways to determine if gloss or matte best highlighted the natural characteristics of the species of wood and the color of the stain. Default finish is bolded on Page 5-6. If no direction is provided on incoming orders, default sheen will be selected.

Gloss: Gloss is a durable finish that tends to nicely mask normal wear and leaves wood grain visible to the eye. It achieves a medium gloss open pore appearance (40 – 50 sheen range). Finish numbers preceded by the letter "G" indicate a Gloss finish.

Matte: Like Gloss, Matte is durable, tends to nicely mask normal wear and leaves wood grain visible to the eye. It achieves a low luster, open pore appearance (10 – 20 sheen range). Finish numbers preceded by the letter "M" indicate a Matte finish.

Since each veneer type responds differently to both types of treatment, all will have a distinctive look and feel when finished. For example, a Walnut veneer with a Gloss treatment will remain much more textured than a Cherry veneer with the same treatment.

About the Wood

All NuCraft veneers are carefully selected for uniformity of color and grain. Still, wood is a natural substance and minor variations may occur due to its own uniqueness. Because of this, the furniture you receive may not be an exact match to our samples.

NuCraft takes great pride in our finish color consistency. However, wood is a natural product that will have color variation within a single piece of furniture, as well as from one piece to the next. Other factors also affect color over time, such as exposure to light (both intensity and duration). For example, lighter finishes cause more variation in colors over time.

In cases where a returning customer wants a precise match with existing furniture, we recommend sending a sample of the existing furniture finish. Please contact NuCraft Customer Service to determine an appropriate sample. This will ensure a finish match between old and new orders. This type of order is considered a control sample. There will be a 10% upcharge on an order of this type. Due to natural aging of veneers, natural finishes may vary.

Care and Maintenance of Wood Finishes

Our finish material is a crystal clear, urethane acrylic blend. This type of finish may be repaired in the field by a qualified refinisher.

NuCraft recommends using a damp cloth to clean your fine wood furniture. Always wipe with the grain of the wood. Should your wood furniture require a more thorough cleaning, we recommend using a mild cleaner such as Joy dish soap or Murphy's oil soap, thoroughly diluted in water (one part soap to thirty parts water). Water will not damage NuCraft's finish, but will leave surface spots when it dries. To avoid this, dry the surface with a soft cloth after it is cleaned. Marks that cannot be removed with the cleaning methods above may be able to be removed using naphtha, a mild degreasing solvent.

Caution: while the use of polishes that contain wax, petroleum solvents or silicones may immediately enhance the "shine" of a product, it may also eventually remove the fine original finish applied in our factory. Silicone on the surface of wood may also make it very difficult to respray or refinish.

All NuCraft furniture is inspected and polished before it leaves our factory. In some instances, the packing materials may imprint on the factory polish. Cleaning and polishing the furniture once it is unpacked will normally restore the furniture to its original beauty.

In some cases, the rubber support feet used on the bottom of common office equipment (teleconferencing phones, laptops, microphones, copiers, etc.) can create unsightly marks in the surface of wood tops, due to oxidation of the lacquer finish. We suggest these machines be placed on a protective type of padding, such as felt.

Wood will fade as a result of exposure to UV light. This is particularly prevalent with light finishes. If color changes due to fading are a concern for your application, the impact can be minimized by selecting medium to dark stains for your wood surfaces. Our top coat includes a UV inhibitor which makes the finishes less prone to fading.



Preston Surface Materials

WOOD FINISHES

STANDARD

Default veneer sheen will vary per finish and were determined by a team of experts who reviewed the colorways to determine if gloss or matte best highlighted the natural characteristics of the species of wood and the color of the stain. Default finish is bolded. If no direction is provided, default sheen will be selected.

	Matte	Gloss
Ash		
Chalk	M48	G48
Angora	M49	G49
Blanco	M44	G44
Oat	M45	G45
Rift Cut Oak		
Nougat	M01	G01
Wheat	M02	G02
Carbon	M03	G03
Bramble	M07	G07
Flat Cut Oak		
Dune	M05	G05
Cherry		
Sherry	M20	G20
Cognac	M21	G21
Spring	M95	G95
Auburn	M93	G93
Walnut		
Marron	M35	G35
Mocha	M33	G33
Zinc	M30	G30
Onyx	M82	G82
Otter	M31	G31
Walnut	M26	G26
Linea		
Oak Linea	M08	G08
Walnut Linea	M27	G27
Euro Birch Linea	M09	G09
Silver Birch Linea	M10	G10
Paldao		
Thicket	M75	G75
Paldao	M76	G76
Canyon	M77	G77
Flaky Oak		
Flaky Oak	M51	G51

HERITAGE COLLECTION

Heritage Collection consists of popular mainstays of the NuCraft veneer collection preserved from our previous offering.

	Matte	Gloss
Natural Maple	M60	G60
Natural Walnut	M25	G25
Castano Walnut	M37	G37
Cordovan Cherry	M99	G99
CoCo Cherry	M96	G96

PREMIUM

Quartered Figured Anigre

Roux	M11	G11
Truffle	M12	G12
Velvet	M18	G18

Black Limba

Morel	M73	G73
Sable	M71	G71

METAL FINISHES

Aged Bronze	A8010
Black	A44
Burnished	A8009
Cloud	A8004
Foil	A8006
Galaxy	A8007
Polished Chrome	PC
Satin Bronze	A8011
Satin Bronze Plating	SBP
Shadow	A8005
Storm	A8012

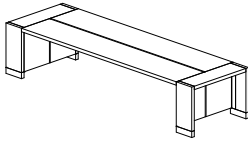


Preston

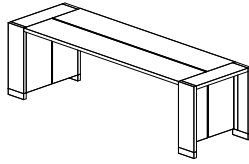
Overview

CONFERENCE TABLE

Pages 18



Seated Height



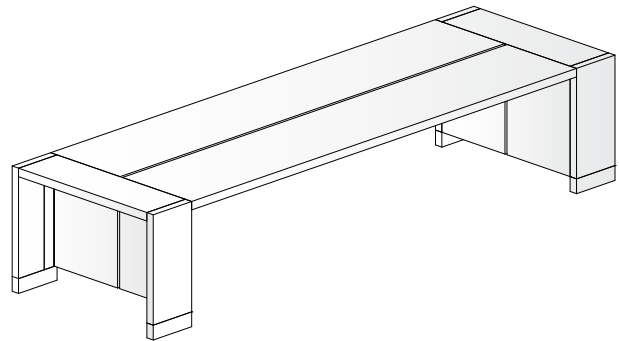
Standing Height



Preston Planning

Section Contents

Specification Overview	6
Detail Overview	7-8
Recommended Seating Capacity	9
Power and Data Planning	10-14
Wire Management Openings	15
Base Dimensions	16
Base Locations	17



Specification Overview

1. Select the Top Size and Finish

Table sizes: 120" x 44", 144" x 44" and 168" x 48"
Available in veneer or premium veneer.

2. Select Power Option (if desired)

Preston USB is a table top power option that offers USB connectivity inside a sleek ¾" x 6" sliding panel, while Power Rails and Charging Trac offer under surface power and data connectivity.



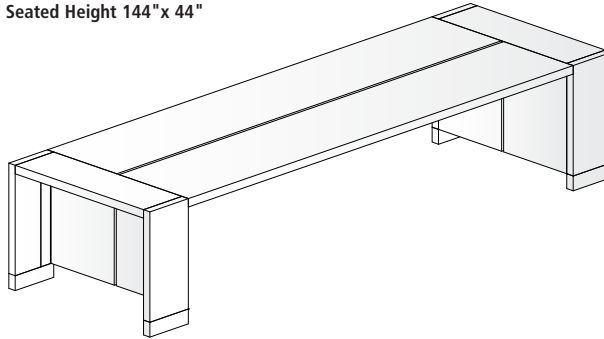
Preston Planning

Detail Overview

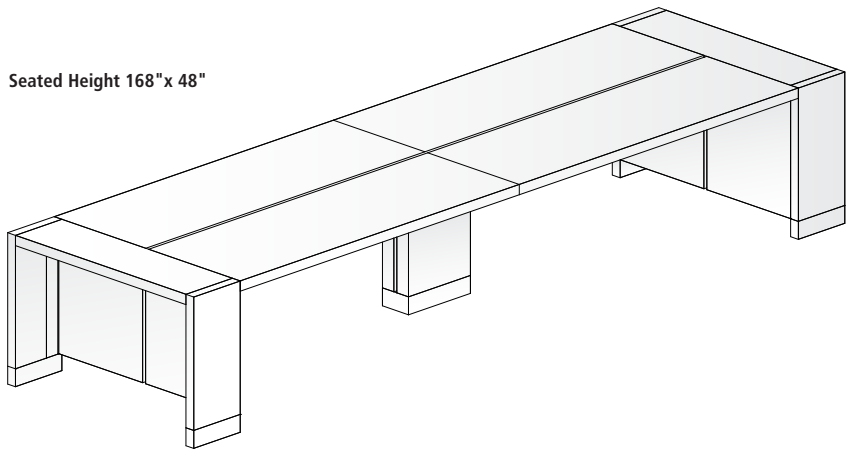
Preston Table

For conference and community spaces, the Preston table embodies a resimercial design perspective. Available in seated and standing heights, it features a long, narrow channel down the center of the table that cuts through the perpendicular grain pattern and lightens the robust scale. Optional tabbed slides at both ends of the channel slide open with one finger to reveal USB power access. The channel waterfalls down to divide end panels, inset and raised for leg and foot room. Legs are flush with the top and create a look of joinery where the grain switches direction.

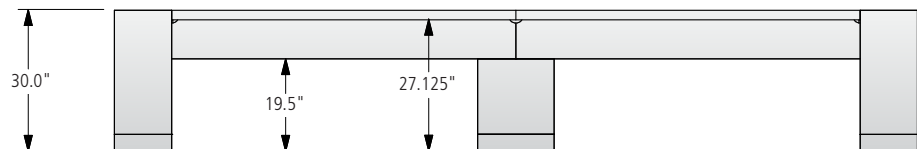
Seated Height 144" x 44"



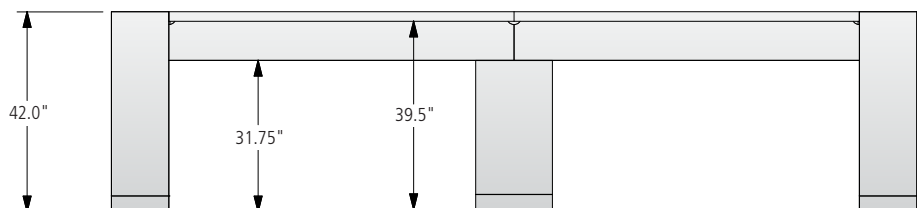
Seated Height 168" x 48"



Seated Height 168" x 48" Shown



Standing Height 168" x 48" Shown





Preston Planning


Detail Overview

Grain Direction

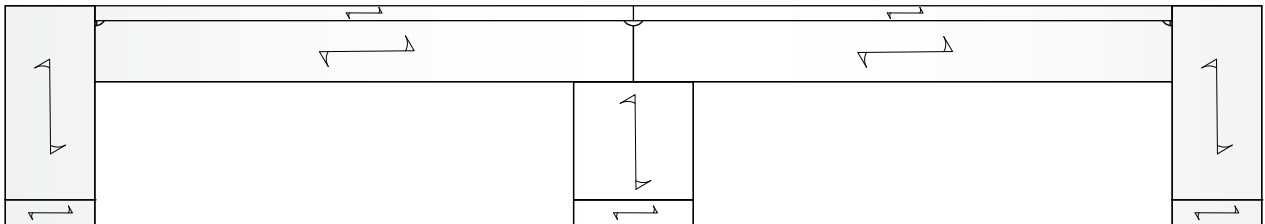
Nucraft takes great pride in providing our customers with the best quality veneers available. However, wood is a natural material and, as such, is prone to natural color and grain variations.

Grain direction on Preston Tables runs the width of the table top. The top of the bases protrude through the table top with grain direction running the length of the table. The changes in grain direction are intentional for the design of the table and will create color variation (sometimes referred to as "flip"). This is an effect produced by wood where two very similar pieces appear to be different (one lighter, one darker) based on viewing angle (and intentional grain placement as shown in this design) when the grain on each top is not running in a parallel direction relative to each other. As the viewing angle changes, the color of the wood appears to change ("flip") with the lighter one becoming darker and vice versa.

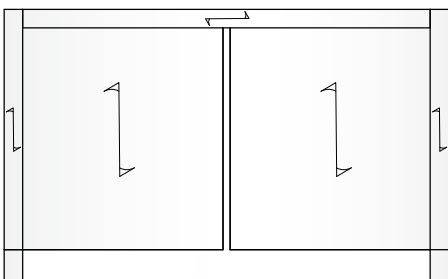
Seated Height, Top View 168" x 48" Shown



Seated Height, Side View 168" x 48" Shown



Seated Height, End View 168" x 48" Shown





Preston Planning

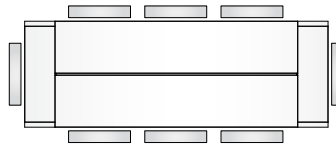
Recommended Seating Capacity

Rectangle Tables

Note: Seating capacity is based on 27" per person.

Length	Width	
	44"	48"
120"	8	-
144"	10	-
168"	-	12

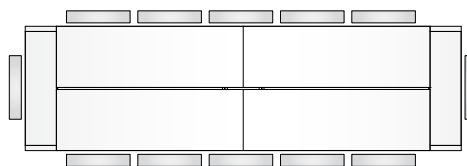
120" Seating Capacity



144" Seating Capacity



168" Seating Capacity





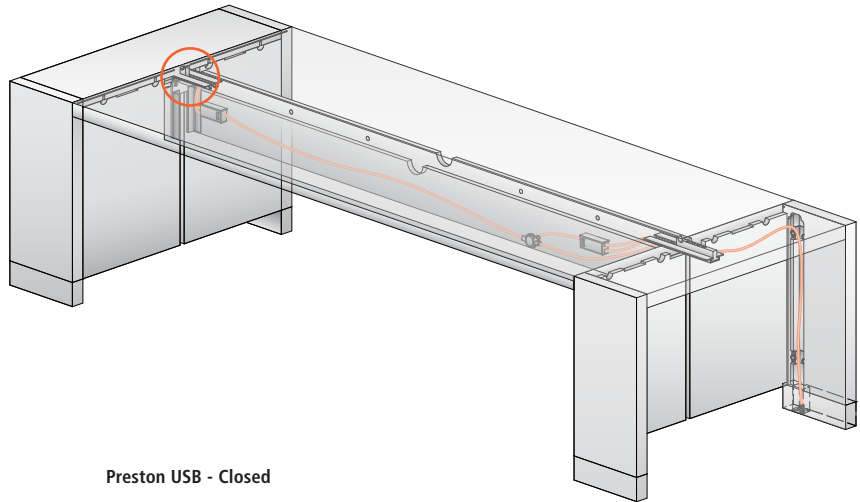
Preston Planning

Table Top Power Option: Preston USB

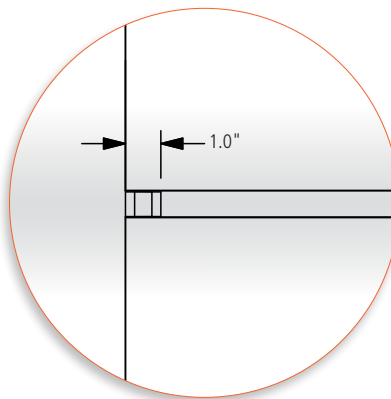
Preston USB

The defining feature of the table is a long 3/4"-wide channel down the center of the table that cuts through the perpendicular veneer grain pattern. Cleverly concealed, the sliding USB end units pull open 6" to reveal USB power access. When not in use, just slide the unit back to hide it. On a table with a center USB unit, it will be static. Preston USB end units are 14.75" from each end of the table. Each Preston USB unit includes (3) USB-A and (1) USB-C connectors.

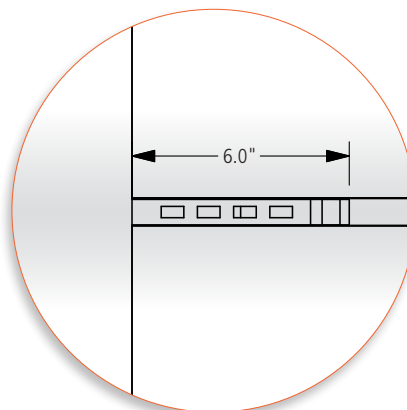
Seated Height 144" x 44"



Preston USB - Closed



Preston USB - Open





Preston Planning

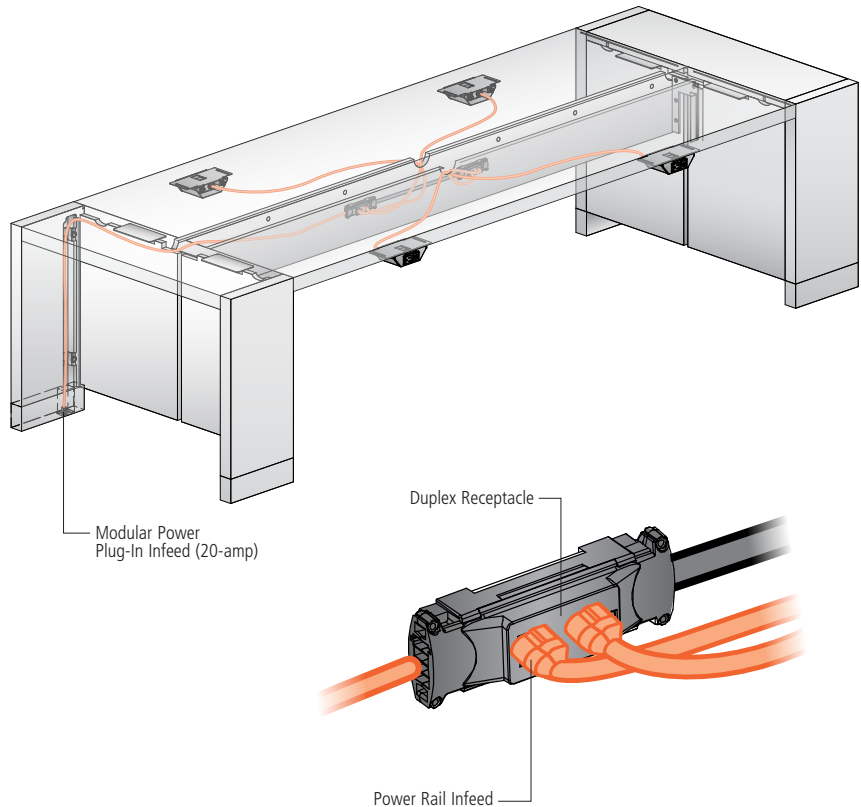
Under Surface Power Option: Power Rail

Power Rail

This low-profile option addresses the need for power & data connectivity just below the table top. This is an ideal choice for those who desire a visually uninterrupted table top and appreciate the inherent flexibility of the Power Rail to be removed at a later date as they transition to a truly wireless environment.

Held in place with screws, Power Rail units can be placed anywhere along the perimeter of the table. This flexible mounting design allows for additional units to be added as necessary, or to be removed when no longer needed.

Each base contains two wire management channels, one on either side of the alcove. They run from the underside of the table to the top of the sabot on the foot. Each channel is covered in veneer and held in place with magnetic closures for easy access.

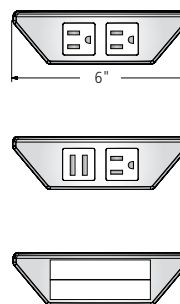


Power Rails are available in three configurations:

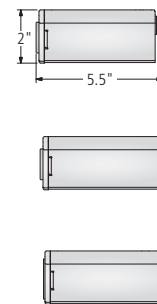
- Two simplex receptacles (UL Listed)
- One simplex receptacle and one dual powered USB connector (UL Listed)
- Two single space A/V faceplate designed for use with Extron Architectural Adaptor Plates (AAPs)

When Power Rails are specified on a Preston table, a two-circuit electrical system is required. A direct plug-in infeed or hardwired option are available. Maximum of 12 Power Rails per table.

Front Elevation



Side Elevation





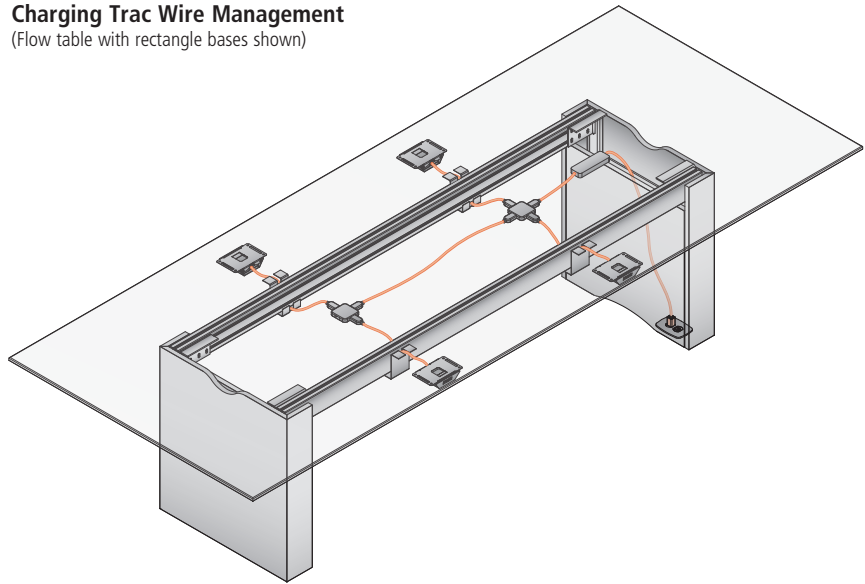
Preston Planning

Under Surface Power Option: Charging Trac


Charging Trac

Charging Trac is a low voltage, under surface power system with 2 USB ports per unit. Its modular configuration provides a customizable solution. Offered in a 2 or 4 unit kit of parts with a plug-in infeed. USB-A compatible.

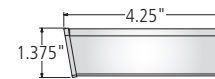
Charging Trac Wire Management (Flow table with rectangle bases shown)



Front Elevation



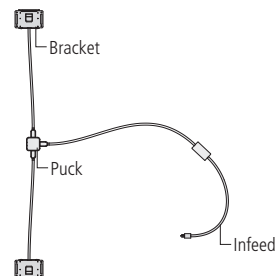
Side Elevation



Two-Unit Configuration includes:

- 2 Brackets, each bracket offers 2 USB-A ports
- 1 Puck
- 1 Plug-in infeed

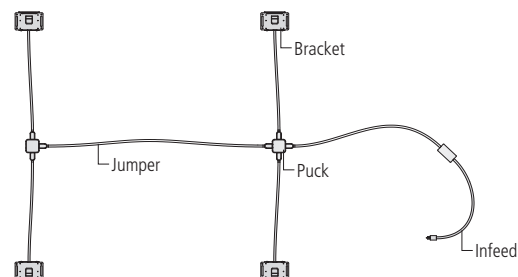
Two-Unit Configuration



Four-Unit Configuration includes:

- 4 Brackets, each bracket offers 2 USB-A ports
- 2 Pucks
- Jumpers
- 1 Plug-in infeed

Four-Unit Configuration





Preston Planning

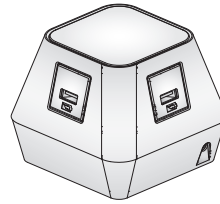
Freestanding Power Option: Charging Cube and Tech Zone

Charging Cube

Charging Cube addresses the need for portable power. The ability to take this device anywhere for collaboration and easy connectivity makes the Charging Cube ideal for those who appreciate flexibility in their workspace.

The Charging Cube can be placed anywhere, and allow up to three devices to be charged at once.

- Three 2 amp USB charging ports
- 11,600 mAh battery capacity
- Charges completely in 4.5 hours



Charging Cube - Top View



Charging Cube - Side View

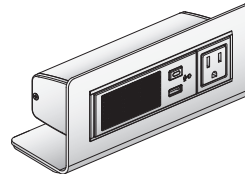


Tech Zone

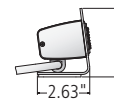
Simple, easy to use and portable, this freestanding table top power option allows you to easily charge all of your devices.

Available in three configurations with a variety of power and data connectivity options. Includes a 72"-long plug-in infeed cord.


- ZONE-SPEAKER includes one simplex receptacle, one dual charging USB-A charging port and a Bluetooth speaker
- ZONE-DATA includes two simplex receptacles and two open data ports
- ZONE-USB includes two simplex receptacles, one data port and one dual charging USB-A charging port



Tech Zone - Side View



ZONE-SPEAKER



ZONE-DATA



ZONE-USB





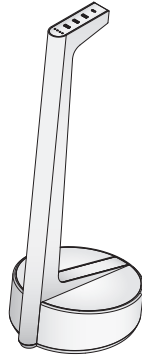
Preston Planning

Freestanding Power Option: Charging Stand

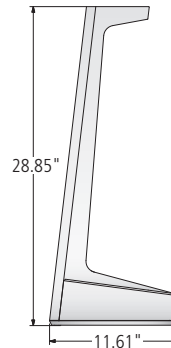
Battery-Powered Charging Stand

At table height, this battery-powered unit provides multiple charging options for collaboration anywhere with cordless power.

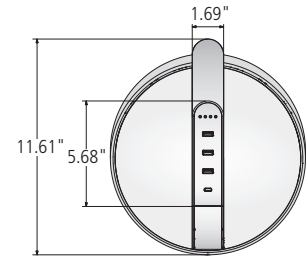
- Three 2 amp USB-A charging ports
- One USB-C (18W) charging port



Battery-Powered Charging Stand
Side View



Battery-Powered Charging Stand
Top View



Corded Charging Stand

The corded unit offers various configurations to fit your needs, while still offering easy mobility. Includes a 10'-long plug-in infeed cord.

Three configurations to choose from:

STAND-1C

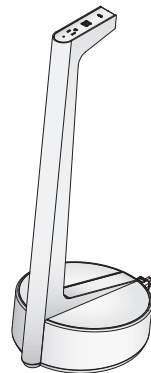
One simplex receptacle and two USB-A ports, and one USB-C port

STAND-3C

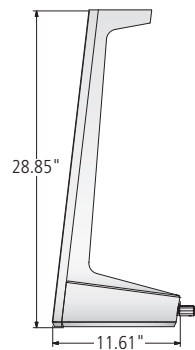
Three simplex receptacles, two USB-A ports, and one USB-C port

STAND-4C

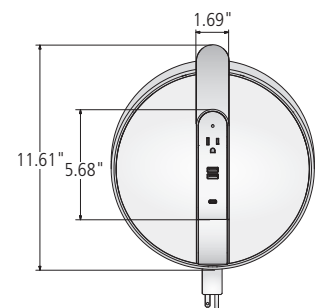
Four simplex receptacles, two USB-A ports and one USB-C port



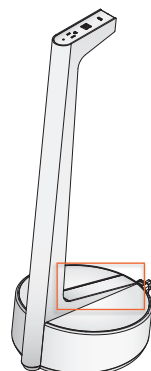
Corded Charging Stand
Side View



Corded Charging Stand
Top View



Base Plate Configuration Options



STAND-1C



STAND-3C



STAND-4C



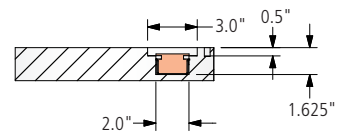
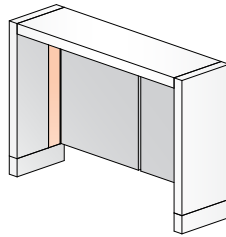


Preston Planning

Wire Management Dimensions

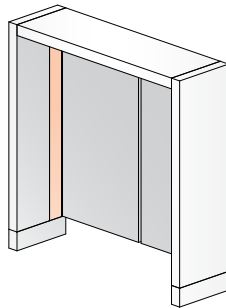
Wire Management Openings

Seated Height Base

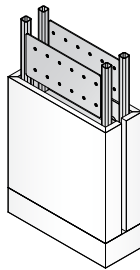


44" - 48" Wide Tops

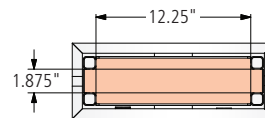
Standing Height Base



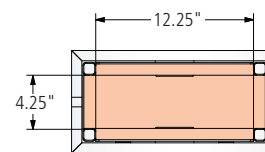
Center Base



Seated Height



Standing Height



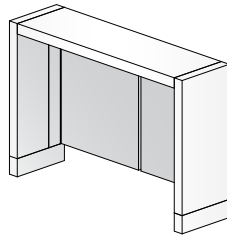


Preston Planning

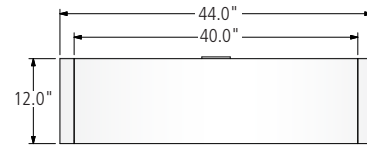
Base Dimensions

Base Dimensions

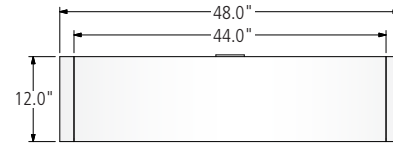
Seated Height Base



Top View

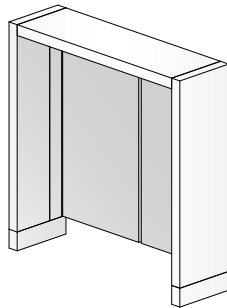


44" Wide Tops

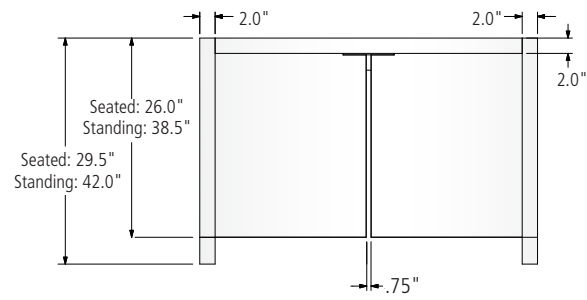


48" Wide Tops

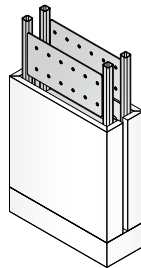
Standing Height Base



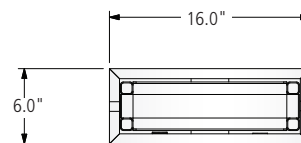
End View



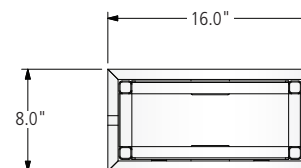
Center Base and Wire Management Channel



Seated Height



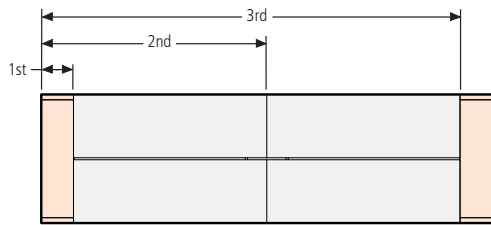
Standing Height





Preston Planning

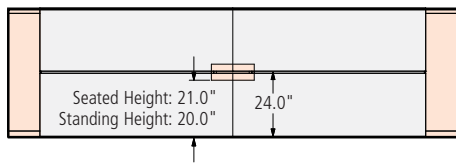
Base Locations



Panel Base (Seated and Standing Height Tables)

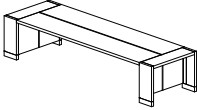
Table Length (inches)	Edge of 1st Base	Edge of 2nd Base	Edge of 3rd Base
120	12	-	108
144	12	-	132
168	12	84	156

168" x 48" with Center Base





Preston Conference Table and Base

Seated Height	Model #	W x D	Height	Base Qty.	Recommended Seating Capacity	Price	
						Veneer -V	Premium Veneer -PV
	PRTC-12044	120 x 44	29.5	2	8	10251	11277
	PRTC-14444	144 x 44	29.5	2	10	11900	13090
	PRTC-16848	168 x 48	29.5	3	12	17008	18709

PRTC-14444

REQUIRED INFORMATION: (ORDER CANNOT BE ENTERED WITHOUT THIS INFORMATION)

See page 4 for surface material options.

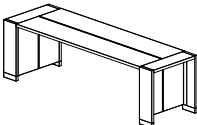
- Choose Wood Species & Finish

General Information:

- 2"-thick self-edge top
- Veneer is quarter cut
- Magnetic cover over wire management channel in base may be reversed to enable cable routing gap to be at top or bottom of base
- Tables under and including 144" in length do not require a center base, but a non-structural one can be added to the table for more robust wire management if needed. The non-structural base can be placed anywhere along the center line of the table. See page 21.
- Tables over 144" in length require a center base for structural support. It is stationary and placed in the center of the table.



Preston Edge Profile

Standing Height	Model #	W x D	Height	Base Qty.	Recommended Seating Capacity	Price	
						Veneer -V	Premium Veneer -PV
	PRTS-12044	120 x 44	42	2	8	11061	12168
	PRTS-14444	144 x 44	42	2	10	12778	14056
	PRTS-16848	168 x 48	42	3	12	18338	20172

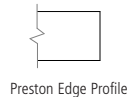
REQUIRED INFORMATION: (ORDER CANNOT BE ENTERED WITHOUT THIS INFORMATION)

See page 4 for surface material options.

- Choose Wood Species & Finish

General Information:

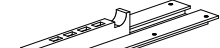
- 2"-thick self-edge top
- Veneer is quarter cut
- Magnetic cover over wire management channel in base may be reversed to enable cable routing gap to be at top or bottom of base
- Tables under and including 144" in length do not require a center base, but a non-structural one can be added to the table for more robust wire management if needed. The non-structural base can be placed anywhere along the center line of the table. See page 21.
- Tables over 144" in length require a center base for structural support. It is stationary and placed in the center of the table.



Preston Edge Profile



Preston Power & Data Options

Preston USB	Model #	Description	Price
	SL-USB-1	One at center (static)	930
	SL-USB-2	One at each end (sliding)	1860
	SL-USB-3	One at each end (sliding) and one at center (static)	2790

SL-USB-2

Options:

Field-Wired Add -FW \$0 May be required in New York City, Chicago and San Francisco.
Check with an electrician for local codes and requirements.

REQUIRED INFORMATION: (ORDER CANNOT BE ENTERED WITHOUT THIS INFORMATION)

See page 4 for surface material options.

- Choose Metal Finish

General Information:

- End units slide open and closed, center unit is stationary
- Each USB unit includes (3) USB-A and (1) USB-C connectors
- Not available in Clear or Black Anodized

Retrofit Preston USB	Model #	Description	Price
	RETRO-USB-1	Static placement - one at center	930
	RETRO-USB-2	Static placement - one at each end	1860
	RETRO-USB-3	Static placement - one at each end and one at center	2790

Options:

Field-Wired Add -FW \$0 May be required in New York City, Chicago and San Francisco.
Check with an electrician for local codes and requirements.


REQUIRED INFORMATION: (ORDER CANNOT BE ENTERED WITHOUT THIS INFORMATION)

See page 4 for surface material options.

- Choose Metal Finish

General Information:

- Retro-fit applications only allow for static power option
- Each USB unit includes (3) USB-A and (1) USB-C connectors
- Not available in Clear or Black Anodized

Hardwire Infeed Power Rail Kit (Includes Power Rails, Hardwire Infeed and Modular Power Components)	Model #	Total # of Rails	Electrical Outlets	(2) Simplex	Electrical Outlets	(1) Simplex / (1) Charging USB
				-S2		-S1
	PR-RAIL-1-H	1	2	934	1	934
	PR-RAIL-2-H	2	4	1483	2	1483
	PR-RAIL-3-H	3	6	2032	3	2032
	PR-RAIL-4-H	4	8	2580	4	2580
	PR-RAIL-5-H	5	10	3129	5	3129
	PR-RAIL-6-H	6	12	3679	6	3679

-S2



-S1

REQUIRED INFORMATION: (ORDER CANNOT BE ENTERED WITHOUT THIS INFORMATION)

See page 4 for surface material options.

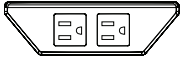
- Choose Metal Finish

General Information:

- Includes modular power electrical system
- Hardwire in-feed is 7' long
- When Burnished, Cloud or Foil powder coat finishes are specified, simplex receptacles will be white. For all other powder coat finishes, black simplex receptacles will be used.
- Power Rails are not available in Clear or Black Anodized



Preston Power & Data Options

Corded Infeed Power Rail Kit (Includes Power Rails, Corded Infeed and Modular Power Components)	Model #	Total # of Rails	Electrical Outlets	(2) Simplex	Electrical Outlets	(1) Simplex / (1) Charging USB
				-S2		-S1
 -S2	PR-RAIL-1-C	1	2	1016	1	1016
	PR-RAIL-2-C	2	4	1565	2	1565
	PR-RAIL-3-C	3	6	2114	3	2114
	PR-RAIL-4-C	4	8	2662	4	2662
	PR-RAIL-5-C	5	10	3211	5	3211
	PR-RAIL-6-C	6	12	3761	6	3761



-S1

REQUIRED INFORMATION: (ORDER CANNOT BE ENTERED WITHOUT THIS INFORMATION)

See page 4 for surface material options.

- Choose Metal Finish

General Information:

- Includes modular power electrical system
- Corded single in-feed is 7' long
- Corded Single in-feed option will require a 20amp outlet in the floor monument and reduces the modular electrical system in the table to a single circuit
- When Burnished, Cloud or Foil powder coat finishes are specified, simplex receptacles will be white. For all other powder coat finishes, black simplex receptacles will be used.
- Power Rails are not available in Clear or Black Anodized

Field-Wired	Model #	Description	(2) Simplex	(1) Simplex / (1) Charging USB
			-S2	-S1
	PR-RAIL-FW	Field-Wired Power Rail	487	487

REQUIRED INFORMATION: (ORDER CANNOT BE ENTERED WITHOUT THIS INFORMATION)

See page 4 for surface material options.

- Choose Metal Finish

General Information:

- Includes 6' flexible metal conduit and requires a hardwire connection
- May be required in New York City, Chicago and San Francisco. Check with an electrician for local codes and requirements. A junction box will be provided when ordering the PR-RAIL-FW option.
- Power Rails are not available in Clear or Black Anodized

Data Rail	Model #	Description	Price
	PR-RAIL-DATA	Data Rail includes (1) blank faceplate and (1) dual RJ-45 faceplate	424



PR-RAIL-DATA

REQUIRED INFORMATION: (ORDER CANNOT BE ENTERED WITHOUT THIS INFORMATION)

See page 4 for surface material options.

- Choose Metal Finish

General Information:

- Data Rails are not available in Clear or Black Anodized



Preston Power & Data Options

AV Connectors & Mounting Plates	Model #	Description	Style	W X H	Price
	FLDF-1	Blank faceplate, single height	Single	3-1/2 x 5/8	50
	FLDF-2	One VGA 15-pin HD Female to Female Gender Changer, one 3.5mm Stereo Mini Jack to Solder Tabs	Single	3-1/2 x 5/8	180
	FLDF-3	One VGA 15-pin HD Female to Female Gender Changer	Single	3-1/2 x 5/8	141
	FLDF-4	One RJ-11 Female to Punch Down - Phone	Single	3-1/2 x 5/8	141
	FLDF-5	One RJ-45 Female to Female Barrel - Data	Single	3-1/2 x 5/8	115
	FLDF-6	Two RJ-45 Female to Female Barrels, single height	Single	3-1/2 x 5/8	155
	FLDF-7	Two RJ-45 Female to Punch Down for CAT 6 - AMP	Single	3-1/2 x 5/8	219
	FLDF-8	Two RJ-45 Female to Punch Down for CAT 6 - Leviton	Single	3-1/2 x 5/8	219
	FLDF-10	Two RJ-45 Female to Punch Down for CAT 6 - Panduit	Single	3-1/2 x 5/8	219
	FLDF-11	Two USB A Female to Two USB A Female on 10" Pigtails	Single	3-1/2 x 5/8	245
	FLDF-12	Blank faceplate, double height	Double	3-1/2 x 1-3/8	62
	FLDF-13	Two RJ-45 Female to Female Barrels, double height	Double	3-1/2 x 1-3/8	155
	FLDF-14	Cable Pass-Through Set - one top, one bottom	Double	3-1/2 x 1-3/8	271
	FLDF-15	One HDMI Female to Female Barrel	Single	3-1/2 x 5/8	180

General Information:

- All connectors and faceplates are Extron® Architectural Adapter Plates (AAP)
- Each PR-RAIL-DATA unit holds two Single Space faceplates or one Double Space faceplate
- Faceplates are black

Charging Trac	Model #	# of Brackets	# of USB Ports	Price
	TRAC-2	2	4	1417
	TRAC-4	4	8	2390



REQUIRED INFORMATION: (ORDER CANNOT BE ENTERED WITHOUT THIS INFORMATION)

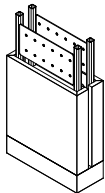
See page 4 for surface material options.

- Choose Metal Finish

General Information:

- Plug-in infed only
- Field Installed
- 15-amp

Wire Management Channel	Model #	Description	Price
	PR-WM	Center Base Wire Management Channel	598



General Information:

- Finish defaults to veneer finish used on table
- Non-structural wire management channel can be placed anywhere along the center line of the table
- For Seated Height tables up to and including 144" length, the non-structural wire management channel is 16" x 6".
The wire management area is 12.25" x 1.88".
- For Standing Height tables up to and including 144" length, the non-structural wire management channel is 16" x 8".
The wire management area is 12.25" x 4.25".



Preston Power & Data Options

Charging Stand (Battery-Powered)	Model #	Description	Simplex	USB-A	USB-C	Price
			Receptacles	Ports	Ports	
	STAND-B-W	Battery-Powered White Unit	-	3	1	1619
	STAND-B-B	Battery-Powered Black Unit	-	3	1	1619



General Information:

- Three ports for USB-A and one 18 Watt USB-C
- Charging cord included
- LED lights on top of the unit indicate charge level of the battery. When all 4 lights are on, the battery is fully charged.
- Uses a 40 Amp Hour battery with a 128 Watt Hour capacity. For optimal use, it should be charged every night.
- Charging capacities are estimated, based on charging from no power to full power.
 - 10-12 smart phones
 - 8-10 small tablets (5-7" in size)
 - 4 large tablets (9-11" in size)
- White unit is a combination of White aluminum on the base and neck area, and plastic in the Fog color for the trim inserts
- Weight: 12lbs

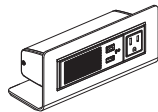
Charging Stand (Corded)	Model #	Description	Simplex	USB-A	USB-C	Price
			Receptacles	Ports	Ports	
	STAND-1C-W	Corded White Unit	1	2	1	711
	STAND-3C-W	Corded White Unit	3	2	1	720
	STAND-4C-W	Corded White Unit	4	2	1	733
	STAND-1C-B	Corded Black Unit	1	2	1	711
	STAND-3C-B	Corded Black Unit	3	2	1	720
	STAND-4C-B	Corded Black Unit	4	2	1	733



General Information:

- 10' Plug-In Infeed Cord
- Capable of charging laptops, tablets and mobile phones simultaneously
- STAND-4C version includes a circuit breaker in the base
- Weight: 10lbs

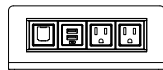
Tech Zone	Model #	Description	Simplex	Open Data	Dual Charging	Bluetooth	Price
			Receptacles	Ports	USB	Speaker	
	ZONE-DATA	(2) Simplex receptacles (2) Open data ports	2	2	-	-	239
	ZONE-USB	(2) Simplex receptacles (1) Dual charging USB (1) Open data port	2	1	1	-	299
	ZONE-SPEAKER	(1) Simplex receptacle (1) Dual charging USB (1) Bluetooth speaker	1	-	1	1	608



ZONE-SPEAKER



ZONE-DATA



ZONE-USB

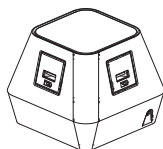


ZONE-SPEAKER

General Information:

- 72" long plug-in infeed cord
- Finish is black
- Includes a Voice/Data Adapter Kit to accept couplers and jacks when required

Charging Cube	Model #	Description	Price
	CUBE-W	White Power Cube	290
	CUBE-B	Black Power Cube	290



General Information:

- Includes (3) 2 Amp USB charging ports
- The Cube can be recharged completely in 4.5 hours