



# POWER MATRIX

Designed by Tim Stoecker for Nucraft

NUCRAFT

**POWER MATRIX** is Nucraft's most versatile power and AV connectivity option. Power Matrix incorporates a broad array of scalable features and is available across multiple product lines, making it the "go to" solution for power and AV connectivity needs.

## FEATURES

### Scalable

Offered in four sizes and two door configurations (single and double), Power Matrix can handle any power and AV connectivity need, from the simplest to the most demanding.

### Flexible


All Power Matrix units are compatible with Extron AAP faceplates, one of the most popular faceplates in the AV industry. Power Matrix is offered in multiple door material options, including metal, glass and grain-matched wood. An optional dual USB charger can replace one of the simplex receptacles in each of the four sizes of Power Matrix. Direct plug-in or hardwired in-feed options add flexibility while a standard UK option addresses most international power requirements.

### Performance


Power Matrix is filled with performance features, including ample cable storage capacity, friction hinges to hold the door position throughout its full range of motion, hidden door stops and UL Listed components.

### Aesthetic

Power Matrix units feature a clear anodized body and a bezel-free flush mount design on wood tables. Laminate, glass and stone table tops feature an enhanced bezel design.



Single door design shown in Small size



Double door design shown in Extra Large size

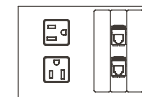


Small Power Matrix in a Flow table

## SIZES

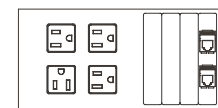
### Small

- Single door design
- 5.375" x 6" cutout
- 2 simplex receptacles, 3 faceplates
  - Standard configuration includes 2 blank faceplates & 1 faceplate with 2 RJ-45 (data) connectors



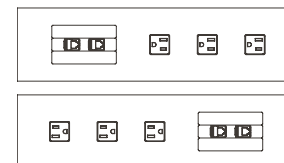
### Medium

- Single door design
- 5.375" x 8.25" cutout
- 4 simplex receptacles, 4 faceplates
  - Standard configuration includes 3 blank faceplates & 1 faceplate with 2 RJ-45 (data) connectors



### Large

- Double door design
- 10.75" x 15.25" cutout
- 6 simplex receptacles (3 per side), 6 faceplates (3 per side)
  - Standard configuration includes 2 blank faceplates & 1 faceplate with 2 RJ-45 (data) connectors per side



### Extra large

- Double door design
- 10.75" x 30.25" cutout
- 8 simplex receptacles (4 per side), 12 faceplates (6 per side)
  - Standard configuration includes 4 blank faceplates & 2 faceplates with 2 RJ-45 (data) connectors per side

