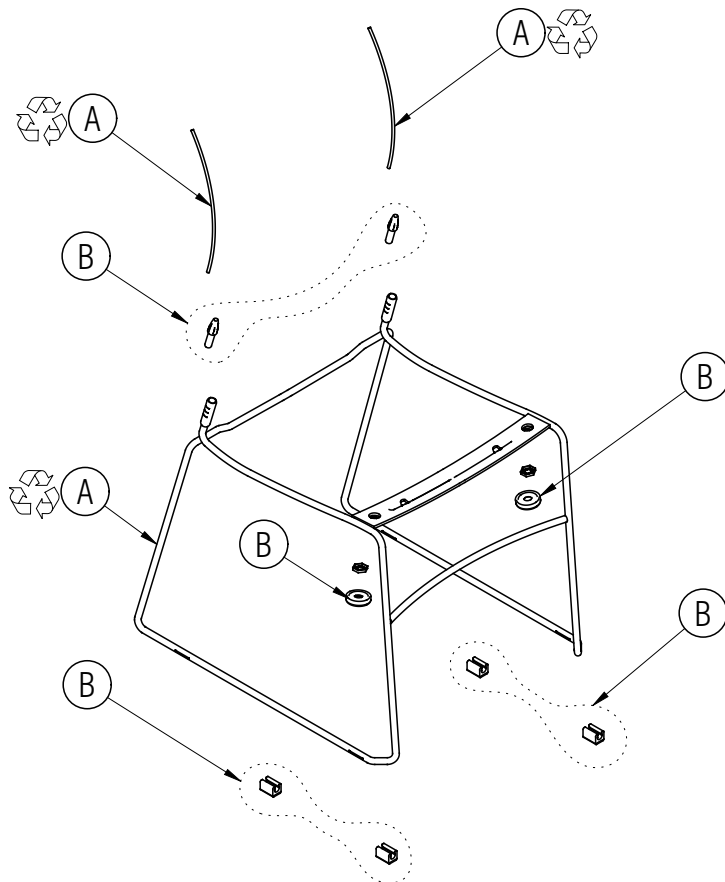
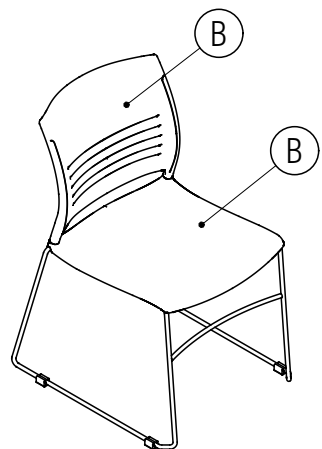


# Disassembly Instructions

Strive High Density Stack Chair, Mimic Chair

Material Type: A . Steel B. Plastic




## Procedure:

1. Knock the backrest upwards off the chair frame from underneath. Pull out the backrest springs and the spring bushings.
2. Remove the nuts and stacking bumpers holding the seat to the chair frame and remove the seat.
3. Pry off the glides clipped to the bottom of the chair frame.

## General Notes:

1. Disassembly time: 5-10 minutes
2. This procedure assumes basic familiarity with hand tools and furniture terminology: no specialized training is required
3. All materials removed and disassembled shall be sorted and segregated with like materials and disposed of or recycled according to recycling availability or waste acceptance
4. For items to be recycled, refer to KI's End of Life Recycling Matrix and KI's End of Life Recovery Options Matrix, available at [www.ki.com](http://www.ki.com)

 All fasteners not explicitly tagged are Material Type A: Steel

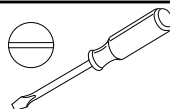
## Required Tools



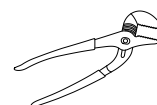
Gloves



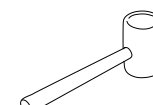
Safety Glasses



Flat Screwdriver



Channel Lock Pliers



Rubber Mallet