

February 22, 2017
Updated August 28, 2019
800-424-2432





| | |
|---|-----|
| Ordering C.O.M., C.O.L., and C.O.V. | |
| Bonduel, Green Bay, Ontario, and Tupelo Shipping Location | 2 |
| Ruckus® Seating | |
| General Information | 4 |
| Product Color Options | 8 |
| Ruckus® Desking & Mobile Lectern | |
| General Information | 10 |
| Product Color Options | 14 |
| Ruckus® Locker, Cubby, Bookcase & Worktable | |
| General Information | 16 |
| Product Color Options | 22 |
| Ruckus® Tote Storage | |
| General Information | 24 |
| Product Color Options | 32 |
| Ruckus® Seating (Freight Excluded Pricing) | |
| Four-Leg Chair | 34 |
| Stack Chair with Glides | 38 |
| Stack Chair with Casters | 42 |
| Stools | 46 |
| Task Chair | 50 |
| Ruckus® Desking (Freight Excluded Pricing) | |
| Desk | 52 |
| ADA Desk | 56 |
| Mobile Lectern | 58 |
| Ruckus® Storage (Freight Excluded Pricing) | |
| Lockers | 60 |
| Bookcase | 64 |
| Cubbies | 66 |
| Worktable | 70 |
| Totes | 72 |
| Totes with Laminate Top | 88 |
| Storage Accessories | 104 |
| Ruckus® Seating (Delivered Pricing) | |
| Four-Leg Chair | 112 |
| Stack Chair with Glides | 116 |
| Stack Chair with Casters | 120 |
| Stools | 124 |
| Task Chair | 128 |
| Ruckus® Desking (Delivered Pricing) | |
| Desk | 130 |
| ADA Desk | 134 |
| Mobile Lectern | 136 |
| Ruckus® Storage (Delivered Pricing) | |
| Lockers | 138 |
| Bookcase | 142 |
| Cubbies | 144 |
| Worktable | 148 |
| Totes | 150 |
| Totes with Laminate Top | 166 |
| Storage Accessories | 182 |
| Index | 190 |

Ordering C.O.M., C.O.L., and C.O.V.

Bonduel, Green Bay, Ontario, and Tupelo Shipping Location

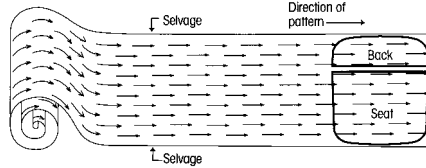
How to Specify C.O.M. Upholstery

Textile designs often have intricate patterns. Not all individuals will interpret fabric direction in the same manner.

As a standard procedure, KI cuts fabrics off the roll in a horizontal fashion as shown in Diagram A at the right. By cutting in this fashion, most waste is eliminated. Our requirements for yardage in this book are based on this type of cutting. When directional or patterned fabrics are used, they often require more yardage than solid colors.

By providing KI with a completely filled-out copy of the form on this page, we will be able to expedite your order. We find it particularly helpful with directional or patterned upholstery material. It is critical that copies of this form accompany test quantities as well as production quantities of C.O.M.

C.O.M. must be supplied in continuous yardage.



C.O.M., C.O.L. and C.O.V. Testing

KI will require for testing actual yardage to upholster one chair. The testing requirements depend on which chair you have selected on your order.

Test samples will be applied to the order and will be held for 6 months if needed. After 6 months, the sample can no longer be applied to your order. For all products to be tested, send test samples for approval to:

KI
Attn: C.O.M. Specialist
1687 Westminster Drive, Gate 3
Green Bay WI 54302

To expedite the procedure, attach a copy of the "C.O.M. Information Form" on this page.

All C.O.M., C.O.L. and C.O.V. must be labeled with the purchase order number.

C.O.M., C.O.L. and C.O.V. Production

Customer's fabrics and leathers must be approved prior to acceptance for production. Upon test approval, a 1" square sample swatch of upholstery material must accompany the order. KI assumes no responsibility for wear, defects or performance of customer's own fabrics, vinyl or leather. C.O.M., C.O.L. and C.O.V. orders are available on a deferred delivery basis.

Orders for production of C.O.M., C.O.L. and C.O.V. upholstered products are not scheduled for processing until upholstery material is received. Upon receipt, KI will provide an acknowledgement and an estimated shipping date.

KI recommends that leather be ordered in yardage. Leather must be usable. The outer edges cannot be calculated as square feet or yardage.

The C.O.M., C.O.L. and C.O.V. yardage requirements accompanying products in the pricing section are for 10 chairs/seats or less, 54" wide nondirectional material. On larger orders, less material is required.

For exact production yardage requirements, call 1-800-424-2432, ext. 2707.

C.O.M., C.O.L. and C.O.V. Order Processing

For products shipped from Green Bay, WI facility, ship upholstery material to:

KI
Attn: C.O.M. Storage
1687 Westminster Drive, Gate 3
Green Bay, WI 54302

For products shipped from Tupelo, MS facility ship material to:

KI Tupelo
Attn: C.O.M. Storage
2112 South Green Street
Tupelo, MS 38801

For products shipped from Bonduel, WI facility, ship material to:

KI
Attn: C.O.M. Storage
204 West South Street
Bonduel, WI 54107

For products shipped from Ontario, CA facility, ship material to:

Avail/Impress/Kismet/Medical & Laboratory Stools/Pilot
Attn: C.O.M. Storage
1110 S. Mildred Ave.
Ontario, CA 91761

Intricate Patterns

In the event of specific requirements for positioning of intricate patterns or pattern repeats on seats and backrests, provide a sketch noting requirements, as in Diagram B, along with materials for testing, and with the order.

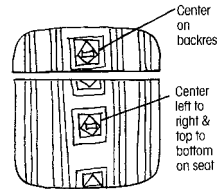


Diagram B

Treated Materials

If C.O.M. requires processing such as Scotchgard® or acrylic backing, it often shrinks. To prevent delays in delivery or back ordering due to shrinkage, please have your processor remeasure after processing and assure adequate yardage shipment.

Split Orders

If a portion of the shipment which does not require C.O.M., C.O.L. or C.O.V. applications is to be processed and shipped early, KI will enter the order immediately at your request. These split shipments are subject to minimum order changes.

Contact the C.O.M. Specialist at 1-800-424-2432, ext. 2707, with questions or to verify a split order.

Excess Upholstery Material

KI will dispose of excess upholstery material at the time of shipment unless expressly requested to return it with the product shipment.

Cancelled or Changed Orders

KI assumes no responsibility for extra C.O.M., C.O.L. or C.O.V. material due to a change of upholstery or cancellation of an order. It is the customer's responsibility to arrange for return of this material.

C.O.M., C.O.L. and C.O.V. Information Form

A copy of this form should accompany test requests and production orders. Please fill it out completely, and, if your order has been acknowledged, provide the acknowledgement number.

Purchasing Agent (Dealer or buying organization)

Attention

Address

City

State

Zip

Project Name

Type of seating and number of units of each type

Please see information below and check the appropriate box.

☐ Submitted for testing.

☐ Test approved. Submitted for production.

Purchase Order Number


KI Acknowledgement Number

In all instances, send this form to the C.O.M. Specialist.

☐ A Selvage Top and Bottom



☐ B Selvage Side and Side





C.O.M. SHIPPING LOCATION



Architectural Walls

Genius Walls MN

Casegoods

Dante Benches AG
Aristotle Tackboards MN

Classroom Furniture

360° Classroom Furniture BW
Intellect Wave Chairs GB
Learn2 GB

Desking

700 Series Desking KP
Balance Overheads MN
Genesis Desking MN
True Desking KP
Universal Overheads MN
WorkZone Desking MN

Files & Storage

700 Series Pedestal Cushion GB
Connection Zone Pads BW
U-Series Pedestal Cushion GB
Tattoo BW

Fixed Seating

Concerto Auditorium Seating BW
Single Pedestal Seating GB
Jury Base Seating GB
Lancaster Auditorium Seating BW
Sequence Seating GB
University Seating GB

Panel Systems

All Terrain KP
Balance Overheads MN
System 3000 MN

Universal Overheads MN
Wireworks MN
Unite MN

Residence Hall Furniture

RoomScape Furniture MN

Screens

All Terrain KP
Connection Zone BW
True/Volition KP
Genesis KP
Tattoo MN

Seating

100 Series Folding Chairs BW
300 Series Folding Chairs BW
600 Series Stools BW
700 Series Folding Chairs BW
Affina Collection HN
Arisa Lounge HN
Altus Task Chairs TM
Apply Stack Chairs GB
Auditorium Folding Chairs BW
Avail Task Chairs OM
Bantam Guest Seating HN
Calida Lounge Seating TM
Cinturon Lounge Seating HN
Connection Zone Privacy Booths HN
Doni Collection GB
FourC Seating TM
Front Row Seats (Silk Screening) BW
GateOne Public Seating BW
Grazie Seating GB
Hiatus Sleeper Bench HN
Hub Modular Lounge Seating HN
Impress Task Chairs OM
Impress Ultra Task Chairs OM

Jessa Lounge Seating HN
Jubi Guest Chair GB
Katera Guest Chair TM
Kurv Benches HN
LaResta Day Beds HN
Lyra Lounge Seating HN
Maestro Stack Chairs GB
Matrix Stack Chairs GB
Medical & Laboratory Stools OM
MyWay Seating HN
Neena Benches HN
Oath Task Chairs and Stools TM
Opt4 GB
Perth Multiple & Healthcare Seating HN
Perth II Healthcare Seating HN
Pilot Task Chairs OM
Promenade Seating System BW
Rapture Stack Chairs & Stools GB
Ruckus GB
Rose Healthcare BW
Sela Lounge Seating HN
Sift Task Chairs TM
Silhouette Stack Chairs & Stools TM
Soltice Metal Collection HN
Soltice Multiple, Healthcare & Guest HN
Soltice II Healthcare Seating HN
Strive Multiple, Stack & Task GB
Sway BW
Tattoo HN
Tea Cup Lounge Seating HN
Torsion-on-the-Go! Nesting Chairs GB
Torsion Air Stack and Task Seating GB
Torsion Stack and Task Seating GB
Versa Stack Chairs & Stools GB
Voyant Task Chairs TM
Voz Guest Chairs TM

KI Manufacturing Sites - Customer's Own Material Shipment Manufacturing Site Addresses

AG

Contact KI at
1-800-424-2432

GB

KI Green Bay
Attn: COM Storage
1687 Westminster Drive - Gate 3
Green Bay, WI 54302

KP

KI Pembroke
Attn: COM Storage
1000 Olympic Dr.
Pembroke, Ontario K8A6X7

MN

KI Manitowoc
Attn: COM Storage
1400 S. 41st St.
Manitowoc, WI 54220

BW

KI Bonduel
Attn: COM Storage
204 West South St.
Bonduel, WI 54107

HN

KI High Point
Attn: COM Storage
217 Feld Avenue
High Point, NC 27263

OM

KI
Attn: COM Storage
1110 S. Mildred Ave.
Ontario, CA 91761

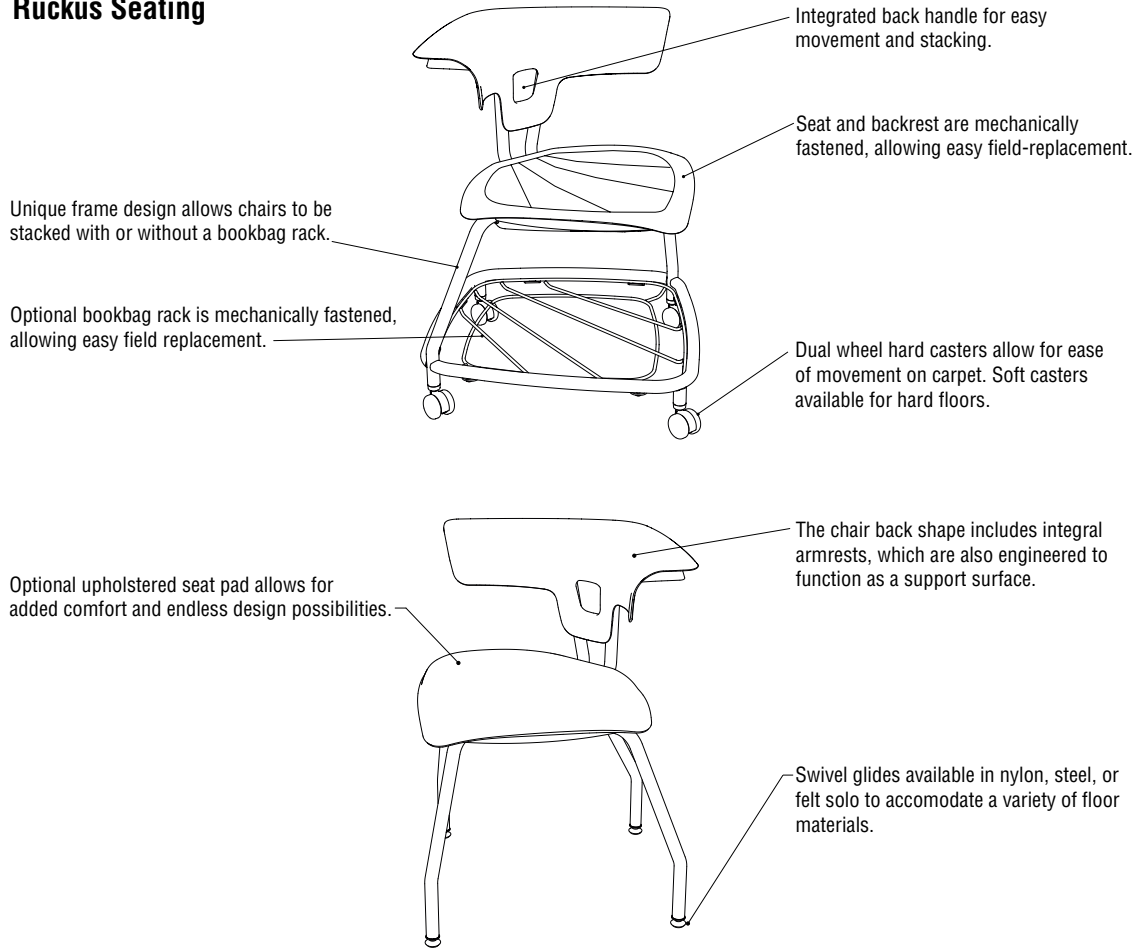
TM

KI Tupelo
2112 South Green St.
Tupelo, MS 38804

Ruckus® Seating

General Information

Ruckus Seating



RUCKUS SEATING

Description

Ruckus promotes student movement through its unique design. Its generously sized seating encourages an “as you like it” sitting experience. The chair back shape includes integral armrests, which are also engineered to function as a support surface.

Seat and Backrest

Both the seat and backrest shell shall be made of static-free high-impact 7% fiber-glass reinforced polypropylene. Colorfastness is ensured through complete color impregnation throughout the molded part. Textured on both sides with a contrasting texture pattern on the seat. Ergonomic handle molded into the chair backrest for ease of mobility. Seat and backrest fasten to the frame with six 1/4-20 x 3/4” Hi-Lo screws.

Optional Upholstered Seat

Upholstered seats have partially exposed

polypropylene surfaces. Molded Urethane foam is attached to an injection-molded polypropylene liner board, then upholstered using a draw-string process and fastened to an inner shell with screws. Seat foam is molded nominal 1” thickness.

Frames

Four Leg, Stack, Stool and Task frames are constructed with 1” outside diameter 13-gauge steel tubing, welded to 13-gauge steel plates and 1/4” wire. Frame shall be nickel-chrome plated or finished in powder-coat paint after all welding processes are complete.

Glides

Stack, Stool & Four Leg Chairs - Swivel-type polished zinc-plated steel, nylon plastic, or felt glides. KI recommends consulting with the floor manufacturer for specific glide recommendations.

Note: Felt glides add 1/4” to the overall height range.

Task Chair - Optional Bell glides (2” high) made of high impact plastic also available. Black only.

Note: Bell glides add 1/4” to the overall height range.

Casters

Carpet Casters Option - 50mm double wheels of high-impact thermoplastic. High-impact plastic frame. Black finish only.

Hard Floor Casters Option - 50mm double wheels of soft plastic. High-impact plastic frame. Black finish only.

NOTE: Casters not available on stool models.

Task Chair

Pneumatic Height Adjustment
Lever-activated pneumatic cylinder enables seat-height adjustment from 16-1/2” to 21-1/4”.

Five Blade Base

28” injection molded, 30% fiberglass reinforced nylon 5-blade base. Available in Black

or Warm Gray.

Bookbag rack

Stack Chair Frame - Optional bookbag rack is a welded framework of 1/4” diameter solid wire welded to eight 1/8” thick plates. Fastened to stackable chair frame with eight #10 screws. Bookbag rack will be nickel-chrome plated or finished in powdercoat paint after all welding processes are complete

Testing

Ruckus chair components shall originate from ISO 9000, ISO 9001 or ISO 9002 registered facilities. Ruckus chairs are designed and manufactured to meet or exceed required ANSI/BIFMA X6.1-2012 Education Seating and ANSI/BIFMA X5.1-2011 General Purpose Office Chairs.



General Guideline for Glide Selection

The following information is based on a combination of testing and experience. Due to factors beyond our control, KI is presenting this information strictly as a general guideline to assist our customers in selecting the best glide for their situation. It is up to the customer to determine which glide will perform best for their application based upon their site conditions, requirements, and the direction of the flooring manufacturer. Sample glides are available upon request to aid the customer in their selection (contact Customer Service).

Price list glide choice of: Nylon, Steel or Felt



Nylon



Steel



Felt - Solo Glide®

PERFORMANCE GUIDE (clean and properly finished floors)

| GLIDE MATERIAL | CARPET | RESILIENT FLOORING | | | HARD FLOORING | | |
|----------------|--------|--------------------|-----|--------|---------------|----------|----------|
| | | Vinyl Sheet | VCT | Rubber | Ceramic Tile | Concrete | Hardwood |
| Nylon | ★★ | ★★ | ★★ | ★★ | ★★ | ★★ | NR |
| Steel | ★★ | ★ | ★ | ★ | NR | NR | NR |
| Felt | NR | ★ | NR | NR | NR | NR | ★★ |

★★ = Best Performance

★ = Acceptable Performance

NR = Not Recommended

Steel glides are not recommended for light colored floors.

The following factors affect the performance of any glide:

- Floor Quality – Materials and manufacturing processes for a specific floor type can vary considerably depending upon the manufacturer and product grade. Floor grades with higher stain and abrasion resistance will typically perform better.
- Floor Preparation – The quality and frequency of application of the floor finish will significantly affect the amount of wear. A high quality finish will act as a lubricant between the chair and floor to minimize wear.
- Floor Maintenance – Any glide material will leave marks if the floor is not properly cleaned. The use of walk-off rugs near entrances, along with frequent cleaning of the floors, will significantly reduce damage to floors. Steel glides should not be exposed to wet or damp floors.
- Damaged Glides – Periodic inspection of glides is critical to preventing floor damage. Glides that are damaged, worn or have embedded debris should be replaced immediately. Felt caps wear faster and should be replaced frequently.

INFORMATION

Warranty

Refer to KI Terms & Conditions document or visit ki.com

Ruckus® Seating

General Information



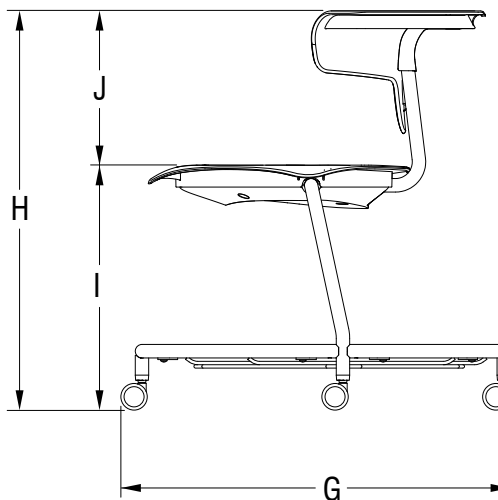
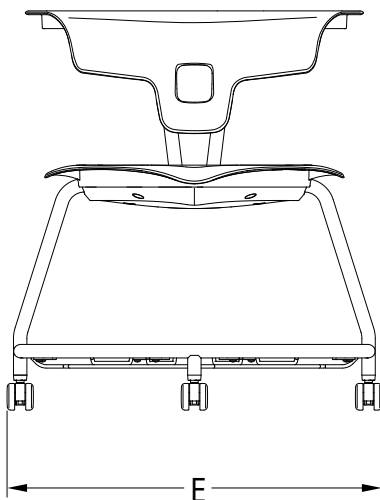
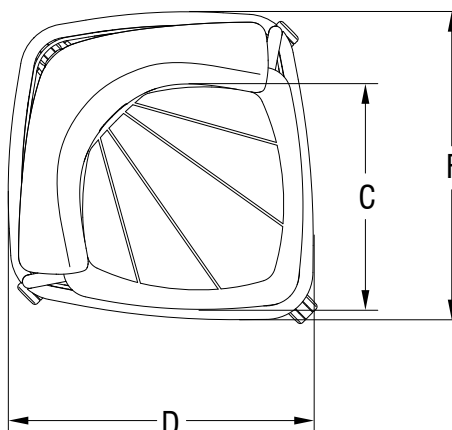
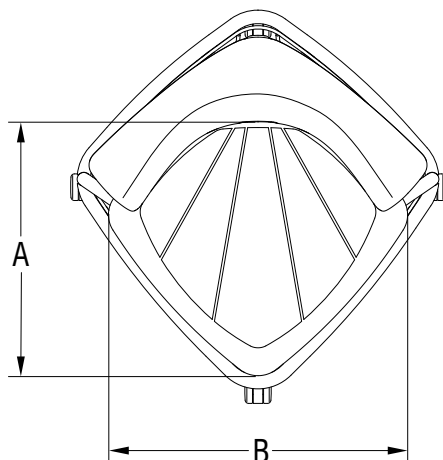
| Features | | | | | |
|------------------------------|-----------|------------------|------------------|--------------|------------------|
| Stacking | | • | | | • |
| Bookbag rack | | • | | | • |
| Poly, or upholstered seat | • | • | • | | • |
| General Dimensions | | | | | |
| Seat Width x depth | See chart | See chart | | See chart | See chart |
| Seat Height | See chart | See chart | | See chart | See chart |
| Overall Dimensions | | | | | |
| Width x depth | See chart | See chart | | See chart | See chart |
| Height | See chart | See chart | | See chart | See chart |
| Stacking on Floor-15" Frames | | Poly | Uph | | |
| Overall Width | n/a | 28" | 28" | | n/a |
| Overall Depth | n/a | 36-1/4" | 35" | | n/a |
| Quantity/Height | n/a | 3 Chairs/35" | 2 Chairs/30" | | n/a |
| Stacking on Floor-18" Frames | | Poly | Uph | | |
| Overall Width | n/a | 28" | 28" | | n/a |
| Overall Depth | n/a | 37-3/4" | 37-1/2" | | n/a |
| Quantity/Height | n/a | 4 Chairs/40-1/4" | 3 Chairs/37-1/2" | | n/a |
| Stacking on Floor-24" Frames | | | | Poly | Uph |
| Overall Width | | | | 28" | 28" |
| Overall Depth | | | | 36" | 37-1/2" |
| Quantity/Height | | | | 3 Chairs/41" | 3 Chairs/43-1/2" |
| Stacking on Floor-30" Frames | | | | Poly | Uph |
| Overall Width | | | | 28" | 28" |
| Overall Depth | | | | 36" | 37-1/2" |
| Quantity/Height | | | | 3 Chairs/47" | 3 Chairs/49-1/2" |

| Recommended Chair and Desk Heights | | | | | | | |
|------------------------------------|-----|-----|-----|-----|--------|-----|--------|
| CHAIRS measured to top of seat | 10" | 12" | 13" | 14" | 15" | 16" | 18" |
| DESKS without book box | | 22" | | 24" | 25-26" | 27" | 29-30" |
| GRADE LEVEL | | | | | | | |
| Pre-K | | | | | | | |
| K | | | | | | | |
| 1 | | | | | | | |
| 2 | | | | | | | |
| 3 | | | | | | | |
| 4 | | | | | | | |
| 5 and up | | | | | | | |



| General Dimension | | | |
|-------------------|--------------|------------|--------------|
| Seat Height | A | B | C |
| | Seat Depth 1 | Seat Width | Seat Depth 2 |
| 15" | 18-4/5" | 22-3/10" | 16-7/10" |
| 18" | 18-4/5" | 22-3/10" | 16-7/10" |

| Chair Overall Dimensions | | | | | | | |
|--|---------|---------|---------|------------|-------------|---------------|-----------------|
| Seat Height | D | E | F | G | H | I | J |
| | Width 1 | Width 2 | Depth 1 | Depth 2 | Height | Seat Height | Backrest Height |
| 15" | 22-4/5" | 28" | 22-4/5" | 29" | 25-1/2" | 15" | 10-2/5" |
| 15" (upholstered seat) | 22-4/5" | 28" | 22-4/5" | 29" | 25-1/2" | 16-3/10" | 10-2/5" |
| 18" | 22-4/5" | 28" | 22-4/5" | 29" | 29-1/2" | 18" | 11-2/5" |
| 18" (upholstered seat) | 22-4/5" | 28" | 22-4/5" | 29" | 29-1/2" | 19-3/10" | 11-2/5" |
| 24" Stool | 22-4/5" | 28" | 22-4/5" | 29" | 35-1/2" | 24" | 11-2/5" |
| 24" Stool (upholstered Seat) | 22-4/5" | 28" | 22-4/5" | 29" | 35-1/2" | 25-3/10" | 11-2/5" |
| 30" Stool | 22-4/5" | 28" | 22-4/5" | 29" | 41-1/2" | 30" | 11-2/5" |
| 30" Stool (upholstered Seat) | 22-4/5" | 28" | 22-4/5" | 29" | 41-1/2" | 31-3/10" | 11-2/5" |
| Task Chair | 22-4/5" | 28-1/4" | 22-4/5" | 27-67/100" | 28"-32-3/4" | 16.5"-21-1/4" | 11-2/5" |
| Task Chair (upholstered Seat) | 22-4/5" | 28-1/4" | 22-4/5" | 27-67/100" | 28"-32-3/4" | 17.7"-22-2/5" | 11-2/5" |
| Felt and Bell glides add 1/4" to height dimensions | | | | | | | |
| Dimensions are consistent for both 4-Leg & Stack Chair options | | | | | | | |



Ruckus® Seating

Product Color Options

Frame Color

| | |
|---------------------------|----|
| Antique Vein | AV |
| Black | BL |
| Blue Grey | GR |
| Bronze Metallic | ZM |
| Cayenne | CY |
| Champagne Metallic | CM |
| Chocolate | CT |
| Chrome | CH |
| Cool Grey | CG |
| Cottonwood | CO |
| Espresso Metallic | EX |
| Flannel | FN |
| Grass Green | GN |
| Light Tone | LG |
| Mardi Gras | MG |
| Misty Brown | MY |
| Nemo | NE |
| Nickel Vein | NK |
| Nordic | ND |
| Poppy Red | PR |
| Purple Haze | PH |
| Rubber Ducky | RK |
| Sand | SA |
| Sky Blue | SK |
| Splash | SH |
| Starlight Silver Metallic | SX |
| Surf's Up | SP |
| Ultra Blue | UB |
| Warm Grey | WG |
| Wet Sand | WS |
| Zesty Lime | ZL |

Frame Color-Task Chairs

| | |
|-----------|----|
| Black | BL |
| Warm Grey | WG |

Casters and cylinder will always be black

Seat and Back Color-Polypropylene Non Flame Retardant

| | |
|--------------|-----|
| Black | PBL |
| Blue Grey | PGR |
| Cayenne | PCY |
| Chocolate | PCT |
| Cool Grey | PCG |
| Cottonwood | PCO |
| Flannel | PFN |
| Grass Green | PGN |
| Light Tone | PLG |
| Mardi Gras | PMG |
| Misty Brown | PMY |
| Nemo | PNE |
| Nordic | PND |
| Poppy Red | PPR |
| Purple Haze | PPH |
| Rubber Ducky | PRK |
| Sand | PSA |
| Sky Blue | PSK |
| Splash | PSH |
| Surf's Up | PSP |
| Ultra Blue | PUB |
| Warm Grey | PWG |
| Wet Sand | PWS |
| Zesty Lime | PZL |

Seat and Back Color-Polypropylene Flame Retardant

| | |
|-------|-----|
| Black | PBL |
|-------|-----|

Bookbag Rack

| | |
|---------------------------|------|
| Antique Vein | BRAV |
| Black | BRBL |
| Blue Grey | BRGR |
| Bronze Metallic | BRZM |
| Cayenne | BRCY |
| Champagne Metallic | BRCM |
| Chocolate | BRCT |
| Chrome | BRCH |
| Cool Grey | BRCG |
| Cottonwood | BRCO |
| Espresso Metallic | BREX |
| Flannel | BRFN |
| Grass Green | BRGN |
| Light Tone | BRLG |
| Mardi Gras | BRMG |
| Misty Brown | BRMY |
| Nemo | BRNE |
| Nickel Vein | BRNK |
| Nordic | BRND |
| Poppy Red | BRPR |
| Purple Haze | BRPH |
| Rubber Ducky | BRRK |
| Sand | BRSA |
| Sky Blue | BRSK |
| Splash | BRSH |
| Starlight Silver Metallic | BRSX |
| Surf's Up | BRSP |
| Ultra Blue | BRUB |
| Warm Grey | BRWG |
| Wet Sand | BRWS |
| Zesty Lime | BRZL |

Finish Cards

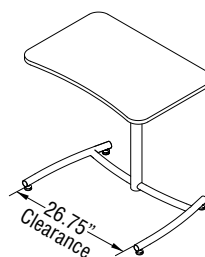
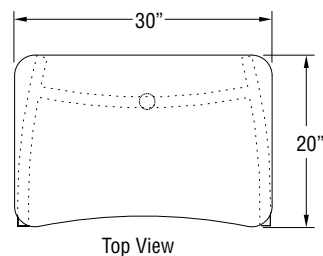
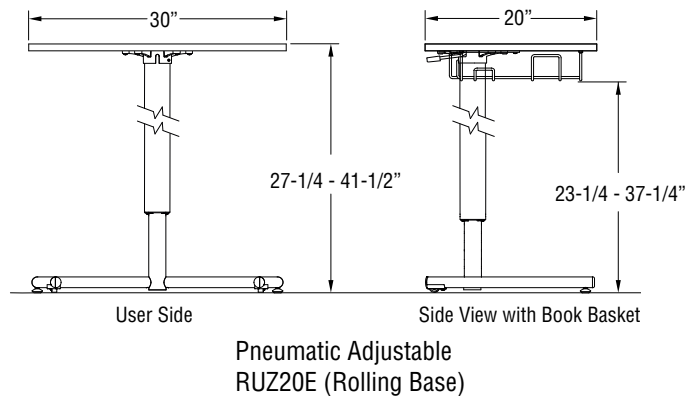
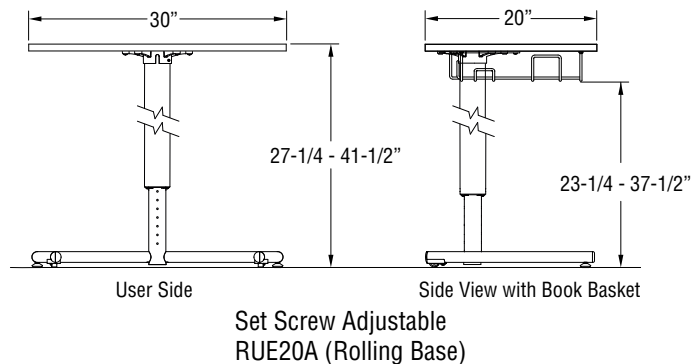
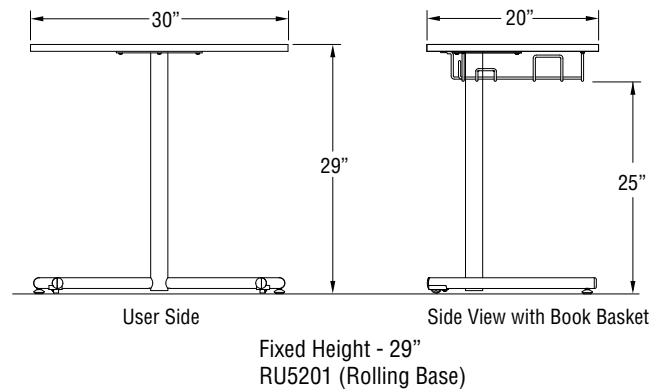
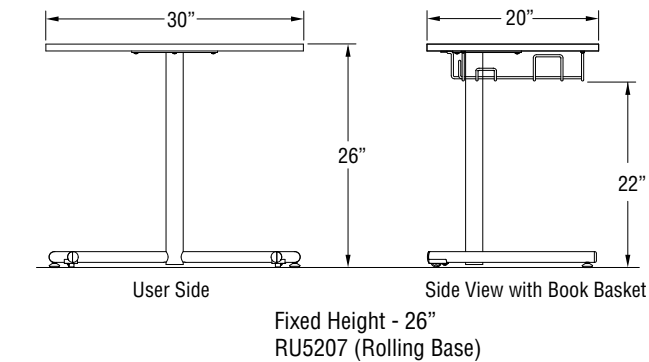
View color swatches for items listed within this document.

| | | | |
|----------------------|--------------------|---------------------|----------------------|
| <u>Paints</u> | <u>Wood/Veneer</u> | <u>Molded Edges</u> | <u>Hard Plastics</u> |
| <u>Plastics/Poly</u> | <u>Laminates</u> | <u>Edge Styles</u> | <u>Glass</u> |



Ruckus® Desking & Mobile Lectern

General Information



RUCKUS DESKING

Fixed-Height Desk – Single-Post Cantilever

Frames are constructed with 2" and 1-1/4" by 14-gauge steel tubing welded to a 7-gauge steel plate. Frame shall be nickel-chrome plated or finished in powder-coat paint after all welding processes are complete. The 1-1/4" horizontal tubing is capped with a plastic plug (offered in black only).

Pneumatic Adjustable-Height Desk – Single-Post Cantilever

The top of the worksurface adjusts between 27-1/4" and 41-1/2" from the floor by activating a pneumatic cylinder using a lever located on the non-user side of the worksurface.

The desk base consists of a lower frame weldment and adjustable upper column assembly. The lower frame is constructed with 2" and 1-1/4" by 14-gauge steel tubing and can be nickel-chrome plated or finished

in powder-coat paint after all welding processes are complete. The 1-1/4" horizontal tubing is capped with a plastic plug (offered in black only).

The adjustable upper column assembly is constructed of a 3" diameter aluminum extrusion and is capped using a black cast zinc flange attached by six, 1/4"-20 x 1-1/2" screws. The upper column assembly is finished in powder-coat paint. Nickel-chrome plating is not available on the upper column assembly. Upper assembly will be painted Starlight Silver when nickel-chrome plating is specified for the lower frame.

The worksurface is attached to the flange using five, #12 x 7/8" wood screws. Product is shipped fully assembled, one unit per carton.

The pneumatic cylinder includes a locking feature to prevent vertical movement when any force is applied to the worksurface and the cylinder is not actuated.

The weight capacity is less than 15 lbs. Capacity represents the total amount of weight the cylinder can lift without assistance from the user.

Set Screw Adjustable-Height Desk and ADA Desk – Single-Post Cantilever

The top of the worksurface adjusts between 27-1/4" and 41-1/4" from the floor by locking with a 1/4"-20 x 1/2" dog point set screw in 1" increments. (ADA Desk adjusts between 27-1/4" and 31-1/4")

The desk base consists of a lower frame weldment and adjustable upper column assembly. The lower frame is constructed with 2" and 1-1/4" by 14-gauge steel tubing and can be nickel-chrome plated or finished in powder-coat paint after all welding processes are complete. 1-1/4" horizontal tubing is capped with a plastic plug (offered in black only).

The adjustable upper column assembly is

constructed of a 3" diameter aluminum extrusion and is capped using a black cast zinc flange attached by six, 1/4" x 20 x 1-1/2" screws. The upper column assembly is finished in powder-coat paint. Nickel-chrome plating is not available on the upper column assembly. Upper assembly will be painted Starlight Silver when nickel-chrome plating is specified for the lower frame.

The worksurface is attached to the flange using five, #12 x 7/8" wood screws. (For the ADA Desk, a steel plate is attached to the bottom of the worksurface using fourteen, #12 x 3/4" wood screws. The steel plate and worksurface is then attached to the support flange using eight, #12 x 5/8" wood screws.) Product is shipped fully assembled, one unit per carton.

Rolling Base Model (wheelbarrow)

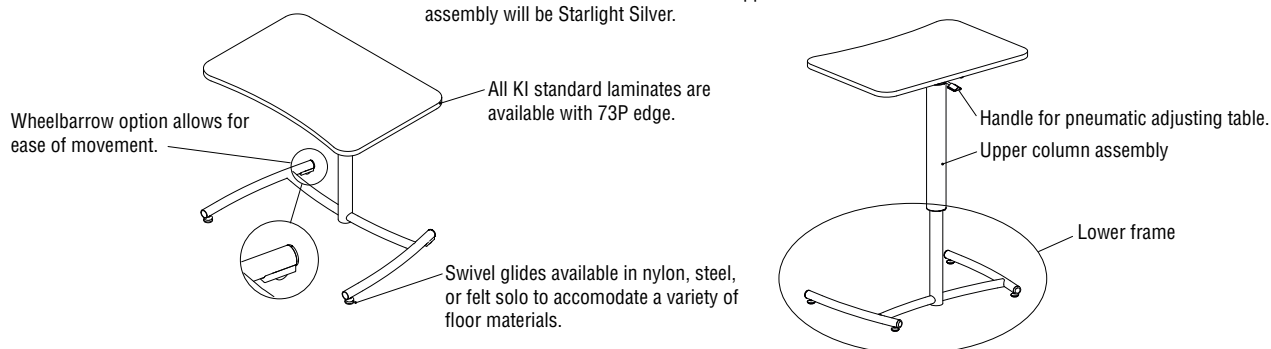
Rolling base model includes two rollers located on the non-user side of the frame, with two swivel glides located on the user side for ease of mobility. Roller will be



Ruckus Desking



For height adjustable desks when chrome is selected the lower frame will be chrome and the upper column assembly will be Starlight Silver.



Desk with Book Basket



Desk with Swiveling Cup Holder



Desk with Book Bag Hook

constructed of a two-piece molded polycarbonate housing with steel axle, supporting a 1-1/4" diameter wheel constructed of high impact styrene and secured to base frame with a 1/4-20 x 5/8" screw. Cantilever frame will include cutouts to encapsulate roller assembly. Roller assembly is offered in black only. Swivel-type glides are polished zinc-plated steel with nylon plastic, or felt feet surfaces. KI recommends consulting with the floor manufacturer for specific glide recommendations. **Note:** Felt glides increase product height by 1/4". **Note:** Glides cannot be swapped with rollers or rollers with glides.

Top

Worksurface top consists of high-density particleboard core covered with .030" high-pressure laminate top and a .020" phenolic backing sheet and 73P polypropylene edge with a finished top thickness of 13/16". Worksurface includes a curved front comfort curve on user side and 2-3/8" radius corners. Worksurface measures 20" x 30".

(ADA worksurface measures 25"x36")

Glides

Swivel-type glides are polished zinc-plated steel with nylon plastic, or felt feet surfaces. KI recommends consulting with the floor manufacturer for specific glide recommendations.

Note: Felt glides increase product height by 1/4". (See Seating General Information for General Guideline for Glide Selection.)

Book Bag Hook

Optional book bag hook is formed from 1/4" solid wire rod. Chrome finish provides long lasting wear resistance. Hook fastens to underside of laminate top with two #12 x 3/4" Phillips pan-head screws. Book bag hook is fully assembled to both sides of desk prior to shipment.

Book Basket

Optional book basket with integrated book bag hooks is formed from 1/4" solid wire rod. Book basket can be nickel-chrome

plated or finished in powder-coat paint after all welding processes are complete. Measures 24-1/2" wide x 13" deep x 3-1/4" high. Fastens to underside of worksurface top with six #12 x 3/4" Phillips pan-head screws. Book basket is fully assembled to desk prior to shipment.

Swiveling Cup Holder

Optional cup holder is made of 11-gauge steel and includes a 3" diameter cutout for drinks. Offered in Starlight Silver only. Cup holder is fully assembled to desk prior to shipment. Designate left or right hand location when selecting swiveling cup holder option.

Testing

Ruckus desking components originate from ISO 9000, ISO 9001 or ISO 9002 registered facilities. Ruckus desking is designed and manufactured to meet or exceed required ANSI/BIFMA X5.5-2014 Desking.

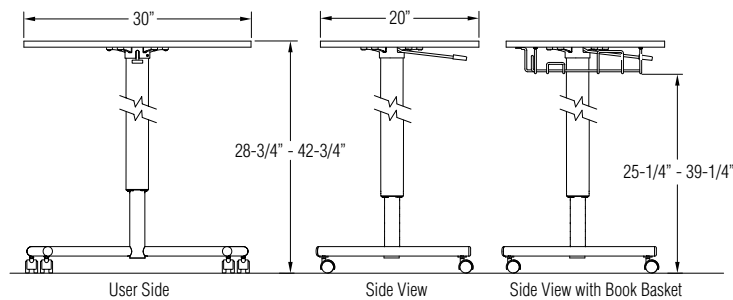
INFORMATION

Warranty

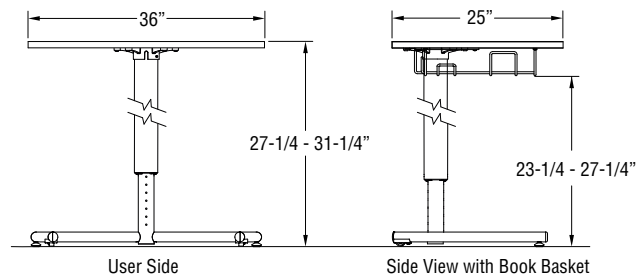
Refer to KI Terms & Conditions document or visit ki.com

Ruckus® Desking & Mobile Lectern

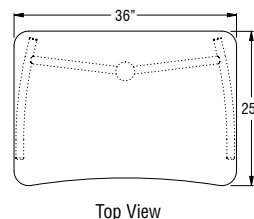
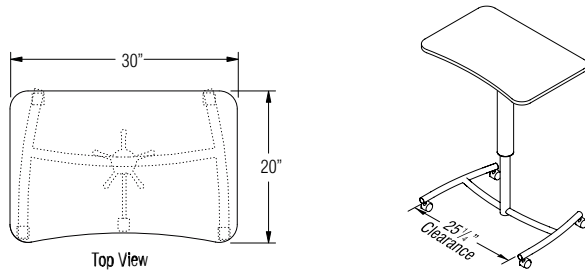
General Information



Pneumatic Adjustable
RUW20E & RUX20E (Caster Base)



Set Screw Adjustable
RUE50A (Rolling Base)



MOBILE LECTERN

Mobile Lectern – Single-Post Cantilever

The top of the worksurface adjusts between 28-3/4" and 42-3/4" from the floor by activating a pneumatic cylinder using a lever located on the user side of the worksurface.

The lectern base consists of a lower frame weldment and adjustable upper column assembly. The lower frame is constructed with 2" and 1-1/4" by 14-gauge steel tubing and can be nickel-chrome plated or finished in powder-coat paint after all welding processes are complete. The 1-1/4" horizontal tubing is capped with a plastic plug (offered in black only). Available with casters only.

The adjustable upper column assembly is constructed of a 3" diameter aluminum extrusion and is capped using a black cast zinc flange attached by six, 1/4"-20 x 1-1/2" screws. The upper column assembly is finished in powder-coat paint. Nickel-chrome

plating is not available on the upper column assembly. Upper assembly will be painted Starlight Silver when nickel-chrome plating is specified for the lower frame.

The worksurface is attached to the flange using five, #12 x 7/8" wood screws. Product is shipped fully assembled, one unit per carton.

The pneumatic cylinder includes a locking feature to prevent vertical movement when any force is applied to the worksurface and the cylinder is not actuated.

The weight capacity of the Ruckus Mobile Lectern with accessories (modesty panel, book basket and cupholder) is less than 15 lbs. Weight capacity is 20lbs when accessories are not specified. Capacity represents the total amount of weight the cylinder can lift without assistance from the user.

Top
Worksurface top consists of high-density

particleboard core covered with .030" high-pressure laminate top and a .020" phenolic backing sheet and 73P polypropylene edge with a finished top thickness of 13/16". Worksurface includes a curved front comfort curve on user side and 2-3/8" radius corners. Worksurface measures 20" x 30".

Casters

Casters are single wheel with a 40mm outside dimension and constructed from high-impact thermoplastic. Available with hard or soft wheel surface. Black only.

Modesty Panel

Modesty panels are 20" x 20" with 2.31" radius corners constructed of 1/4" thick Acrylic Satinice material with a velvet texture and a very fine satin surface on both sides. Modesty panels are located on the underside of the worksurface and held in place using six #10-24 x 3/4" knurled thumbscrews and two 14-gauge steel rackets. See Product Color Options for available finish options.

Book Bag Hook

Optional book bag hook is formed from 1/4" solid wire rod. Chrome finish provides long lasting wear resistance. Hook fastens to underside of laminate top with two #12 x 3/4" Phillips pan-head screws. Book bag hook is fully assembled to desk prior to shipment.

Book Basket

Optional book basket with integrated book bag hooks is formed from 1/4" solid wire rod. Book basket can be nickel-chrome plated or finished in powder-coat paint after all welding processes are complete. Measures 24-1/2" wide x 13" deep x 3-1/4" high. Fastens to underside of worksurface top with six #12 x 3/4" Phillips pan-head screws. Book basket is fully assembled to desk prior to shipment.

Swiveling Cup Holder

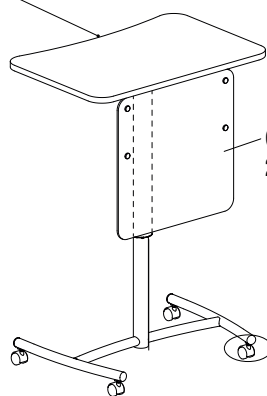
Optional cup holder is made of 11-gauge steel and includes a 3" diameter cutout for drinks. Offered in Starlight Silver only. Cup holder is fully assembled to desk prior to



Ruckus Lectern

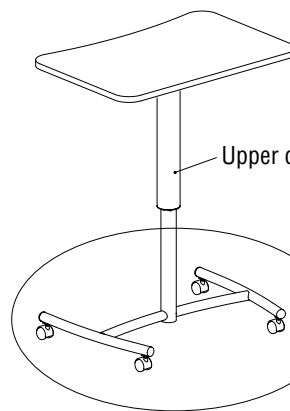
Handle for pneumatic adjustment is located on user side.

When chrome is selected the lower frame will be chrome and the upper column assembly will be Starlight Silver.



Optional modesty panel 20" x 20"

Caster only



Upper column assembly

Lower frame



Lectern with Book Basket



Lectern with Swiveling Cup Holder



Lectern with Book Bag Hook

shipment.

Testing

Ruckus lectern components originate from ISO 9000, ISO 9001 or ISO 9002 registered facilities. Ruckus lectern is designed and manufactured to meet or exceed required ANSI/BIFMA X5.5-2014 Desking.

INFORMATION

Warranty

Refer to KI Terms & Conditions document or visit ki.com

Ruckus® Desking & Mobile Lectern

Product Color Options

Frame Color

| | |
|---------------------------|----|
| Antique Vein | AV |
| Black | BL |
| Blue Grey | GR |
| Bronze Metallic | ZM |
| Cayenne | CY |
| Champagne Metallic | CM |
| Chocolate | CT |
| Chrome | CH |
| Cool Grey | CG |
| Cottonwood | CO |
| Espresso Metallic | EX |
| Flannel | FN |
| Grass Green | GN |
| Light Tone | LG |
| Mardi Gras | MG |
| Misty Brown | MY |
| Nemo | NE |
| Nickel Vein | NK |
| Nordic | ND |
| Poppy Red | PR |
| Purple Haze | PH |
| Rubber Ducky | RK |
| Sand | SA |
| Sky Blue | SK |
| Splash | SH |
| Starlight Silver Metallic | SX |
| Surf's Up | SP |
| Ultra Blue | UB |
| Warm Grey | WG |
| Wet Sand | WS |
| Zesty Lime | ZL |

*For height adjustable desks when chrome is selected the lower frame will be chrome and the upper column assembly will be Starlight Silver Metallic.

Book Basket Color

| | |
|---------------------------|------|
| Antique Vein | BRAV |
| Black | BRBL |
| Blue Grey | BRGR |
| Bronze Metallic | BRZM |
| Cayenne | BRCY |
| Champagne Metallic | BRCM |
| Chocolate | BRCT |
| Chrome | BRCH |
| Cool Grey | BRCG |
| Cottonwood | BRCO |
| Espresso Metallic | BREX |
| Flannel | BRFN |
| Grass Green | BRGN |
| Light Tone | BRLG |
| Mardi Gras | BRMG |
| Misty Brown | BRMY |
| Nemo | BRNE |
| Nickel Vein | BRNK |
| Nordic | BRND |
| Poppy Red | BRPR |
| Purple Haze | BRPH |
| Rubber Ducky | BRRK |
| Sand | BRSA |
| Sky Blue | BRSK |
| Splash | BRSH |
| Starlight Silver Metallic | BRSX |
| Surf's Up | BRSP |
| Ultra Blue | BRUB |
| Warm Grey | BRWG |
| Wet Sand | BRWS |
| Zesty Lime | BRZL |

*For height adjustable desks when chrome is selected the lower frame will be chrome and the upper column assembly will be Starlight Silver Metallic.

Modesty Panel Color

| | |
|-------------------|-----|
| Cloud Acrylic | ACD |
| Colorless Acrylic | ACS |
| Kiwi Acrylic | AKI |
| Laguna Acrylic | ALA |
| Pumpkin Acrylic | APU |
| Sunshine Acrylic | ASE |
| Tomato Acrylic | ATT |

Edge Color for 73P Edge

| | |
|--------------------|-----|
| Biltmore Cherry | EBT |
| Black | EBL |
| Blue Grey | EGR |
| Brighton Walnut | EBW |
| Castle Oak | ECO |
| Cayenne | ECY |
| Cherry Storm | ECX |
| Chocolate | ECT |
| Cocobala | ECC |
| Cool Grey | ECG |
| Flannel | EFN |
| Florence Walnut | EFC |
| Frosty White | EFW |
| Grass Green | EGN |
| Italian Silver Ash | EIT |
| Kensington Maple | EKM |
| Light Tone | ELG |
| Mardi Gras | EMG |
| Misty Brown | EMY |
| Monticello Maple | EMT |
| Multiplex | EMB |
| Nemo | ENE |
| Nordic | END |
| Poppy Red | EPR |
| Purple Haze | EPH |
| River Cherry | ERY |
| Rubber Ducky | ERK |
| Sand | ESA |
| Sky Blue | ESK |
| Splash | ESH |
| Sterling Ash | EAZ |
| Surf's Up | ESP |
| Ultra Blue | EUB |
| Warm Grey | EWG |
| Wet Sand | EWS |
| Windsor Mahogany | EWY |
| Zesty Lime | EZL |

*Additional colors may be available. Please contact KI customer service at 1-800-424-2432

Finish Cards

View color swatches for items listed within this document.

| | | | |
|----------------------|--------------------|---------------------|----------------------|
| Paints | Wood/Veneer | Molded Edges | Hard Plastics |
| Plastics/Poly | Laminates | Edge Styles | Glass |



Ruckus® Desking & Mobile Lectern

Product Color Options

Surface Finish--Laminate

| | |
|--------------------|-----|
| Biltmore Cherry | LBT |
| Black | LBK |
| Brighton Walnut | LBW |
| Canyon Zephyr | LCA |
| Castle Oak | LCO |
| Casual Linen | LCU |
| Cherry Storm | LCX |
| Classic Linen | LCI |
| Cloud Zephyr | LCL |
| Cocobala | LCC |
| Coffee Bean | LCB |
| Crisp Linen | LRI |
| Desert Zephyr | LDZ |
| Dove Grey | LDG |
| Fired Steel | LIL |
| Flax Linen | LXF |
| Florence Walnut | LFC |
| Forged Steel | LOL |
| Frosty White | LFW |
| Graphite Nebula | LGN |
| Grey | LGE |
| High Rise | LHE |
| Hollyberry | LHY |
| Irish Linen | LIH |
| Island | LID |
| Italian Silver Ash | LIT |
| Kensington Maple | LKM |
| Lapis Blue | LLB |
| Markerboard White | LMK |
| Misted Zephyr | LMR |
| Monticello Maple | LMT |
| Nickel Evolv | LNV |
| North Sea | LNA |
| Ocean | LON |
| Orange Grove | LOE |
| Pearl Bisque | LPB |
| Pearl Silver | LPS |
| Pressed Linen | LPR |
| River Cherry | LRV |
| Rugged Linen | LRG |
| Satin Stainless | LSS |
| Shadow Zephyr | LSR |
| Silicon evolv | LSV |
| Sterling Ash | LAZ |
| Tailored Linen | LTL |
| Titanium evolv | LTV |
| White Nebula | LWL |
| White Sand | LWN |
| Windsor Mahogany | LWY |

*Additional colors may be available. Please contact KI customer service at 1-800-424-2432

Ruckus® Locker, Cubby, Bookcase & Worktable

General Information

RUCKUS STORAGE

Shell

The shell is a common construction that consists of steel bottom, sides, back, uprights, with laminated wood top. Inside double-face units, a center divider is screw mounted in each section to separate the front and back sides. All panel bottoms are mounted on one common steel base.

Single-Face Units - Overall Size with Casters or Glides Included:
Nominal vs. Actual
36w x 18d x 36h storage:
36-1/8" wide by 18-1/4" deep by 36" high
36w x 18d x 42h storage:
36-1/8" wide by 18-1/4" deep by 42" high
54w x 18d x 36h storage:
53-5/8" wide by 18-1/4" deep by 36" high
54w x 18d x 42h storage:
53-5/8" wide by 18-1/4" deep by 42" high

Double-Face Units - Overall Size with Casters or Glides Included:
Nominal vs. Actual
36w x 24d x 36h storage:
36-1/8" wide by 24-1/4" deep by 36" high
36w x 24d x 42h storage:
36-1/8" wide by 24-1/4" deep by 42" high
54w x 24d x 36h storage:
53-5/8" wide by 24-1/4" deep by 36" high
54w x 24d x 42h storage:
53-5/8" wide by 24-1/4" deep by 42" high
56w x 48d x 36h worktable:
56" wide by 48-3/8" deep by 36" high

Laminate Worksurface - Storage

The laminate worksurfaces are 1-1/4" thick and consist of a particleboard core with a HPL surface. 74P (2 mm PVC-free) banding is applied to the edges. All tops are pre-drilled for mounting of end panels, center panel(s), center dividers and are assembled in the factory.

Laminate Worksurface - Worktable

The laminate worksurfaces are 1-1/4" thick and consist of a particleboard core with a HPL surface. 74P (2 mm PVC-free) banding is applied to the edges. All tops are pre-drilled for assembly of panels and dividers at the job site. The laminate worktable top overhangs the unit by 10" on two sides.

Vertical Panels

Each 1" thick vertical panel features double-wall steel construction. The outer vertical panel consists of 20-gauge material with double flanges formed on both vertical edges and single flanges formed on the top and bottom. The vertical edges of the outer panel have an 18-gauge reinforcing member welded in place to provide structural integrity. The inner vertical panel is 18-gauge with double flanges formed on the vertical edges and single flanges formed on the top and bottom edges. Two keyhole pads of 16-gauge are welded into the top of the end vertical panel to interface with shoulder screws for mounting to the laminate top. The outer and inner panels are spot welded together, as well as fastened together at the

bottom with the threaded inserts that accept the mounting bolt for the base. Bonded to both surfaces within the panel is a light-weight honeycomb core material to improve panel rigidity. All panels feature pre-punched holes for connecting the center dividers, shelves, coat hook, hinge mounts and slot for lock engagement.

Center Divider (Double-Face Units Only)

One center divider is screw mounted in each section to separate the front and back sides. This is constructed of 20-gauge material with 3/4" side flanges for mounting. The divider is designed to not allow removal unless access is available on both sides. This acts as a security feature when locker doors are used.

Base

The 1-1/8" thick base ties together the vertical panels creating the bottom and complete structure. Bases are 18-gauge steel. Each base also contains an 18-gauge reinforcement strip on the front and back side of the base bottom. Each reinforcement strip is spot welded in place. Each strip consists of two 1/2" weld nuts on each end to accept the caster or glide stem.

Casters or Glides

Each unit may be specified with either casters or glides. Casters or glides do not extend out from the side of the unit shell. Both caster and glides have a 1/2" diameter threaded stud to mount to the bottom of the base and are interchangeable.

Casters:

All caster bodies are twin-wheel hooded design with 2-3/4" diameter wheels. All four casters swivel and two casters will have a lock. Casters will be black.

Glides:

All glides are 2-3/4" telescoping adjustable glides. Glides shall be made of two-piece construction and both pieces are made of durable nylon. Each glide has a white base with a black body.

Hooks - Storage

Utility hooks are made of 11-gauge steel and have a grey powder-coat finish. Each hook is attached to the interior sides of the opening using two #10 tapping screws.

Hooks - Worktable

Utility hooks are made of 11-gauge steel and have a grey powder-coat finish. Four hooks are attached to each exterior side under the laminate top overhang, for a total of eight. Hooks are mounted using two #10 tapping screws.

Doors

The doors are single wall construction with a structural hinge channel running the length of the door. Self-closing European style hinges with 110-degree swing, provide 3-way adjustment of door to ensure consistent gapping and operation. The steel door

is standard with a lock and is specified with one of the lock options (see lock section below). If left or right designation is noted, left or right specifies which side it is hinged on. All doors are inset.

Door Pulls

A door pull is only available when the standard key lock is chosen. Refer to "Locks" specifications on the next page for full details. One pull type is available:

Beveled pull: Made from cast zinc. It mounts by use of two machine screws to a steel door. It is available in a satin chrome or painted black powder-coat finish.

Shelves

All fixed shelves are 3/4" thick with flanges, front and back, constructed of 22-gauge material. Each shelf is screw mounted in four places with #10 screws into the outer panel and center panel to create separation between modules.

Locker - Open Units

Each open locker unit includes two utility hooks per opening.

Interior Clearance:

36" high unit: 16-1/2" wide by 11-3/4" deep by 30-1/2" high
42" high unit: 16-1/2" wide by 11-3/4" deep by 36-1/2" high

Locker - With Doors

Each locker with door unit includes one locking door and two utility hooks in each section.

Interior Clearance:

36" high unit: 16-1/2" wide by 10-7/8" deep by 30-1/2" high
42" high unit: 16-1/2" wide by 10-7/8" deep by 36-1/2" high

Cubbies - Open Units

Each cubbie unit includes two fixed shelves per section.

Interior Clearance:

36" high unit: 16-1/2" wide by 10-7/8" deep by 9-5/8" high
42" high unit: 16-1/2" wide by 10-7/8" deep by 11-5/8" high

Cubbies - With Doors

Each cubbie with door includes one locking door and two fixed shelves per section.

Interior Clearance:

36" high unit: 16-1/2" wide by 10-7/8" deep by 9-5/8" high
42" high unit: 16-1/2" wide by 10-7/8" deep by 11-5/8" high

Bookshelves

Each bookshelf unit features two fixed shelves per section.

Interior Clearance:

36" high unit: 34" wide by 10-7/8" deep by 9-5/8" high

42" high unit: 34" wide by 10-7/8" deep by 11-5/8" high

Worktable

Each worktable includes two locking doors per side, each having one fixed center shelf.

Interior Clearance:

36" high unit: 16-1/2" wide by 21" deep by 14-7/8" high

Locks

Locks are available anywhere a door is used, with four locking options for Ruckus Storage:

Standard Key Lock (comes with pull option only) - The standard lock is a high-security double-bit lock. The double-bit lock offers superior security when compared to a single-bit lock. Units are standard with random keys in a range of 994 different numbers. Specific keying combinations are available at no additional charge (this information must be included with order). Locks can be master keyed.

Padlock - Robust zinc housing allows the end user to apply their own combination lock. Lock is backed with a stainless steel escutcheon plate to protect the paint finish.

Combination Lock - A 4-dial combination lock allows user to access locker without the need of a key. All locks are shipped with a factory set code 3333, combination is set by the end user or facility manager. In the case of lost or forgotten codes, a master key override will unlock the unit and allow the lock to be recoded. Combination lock features solid zinc construction and a four digit combination allows up to 10,000 unique codes.

Digital Lock - Stand-alone battery operated lock allows user immediate and simple keypad access without the need of a key. All locks are shipped with a factory set code 2244, the new access code is set by the end user or facility manager. Users have the flexibility to set and change a personal entry code, while a preset master code ensures that supervisor access is always available, or in an emergency, the key code can be overridden.

Features:

- Up to 80,000 operating cycle's battery life
- Low battery warning
- Battery failure key override
- 8-digit master code and 6-digit sub-master codes
- 4-digit user code (10,000 unique codes)
- 6-digit technician code
- Code changeable
- Not suitable for chlorinated environments
- Can be programed for single use, set at time of use, or fixed combination mode

Finish

Units are offered in numerous powder-coat



Ruckus[®] Locker, Cubby, Bookcase & Worktable

General Information

colors. Powder-coat application is a hybrid epoxy, baked on to provide a scratch and stain resistant finish. Shells and doors may be specified in separate colors for no up-charge. Mechanical components are plated or finished with other protective coatings.

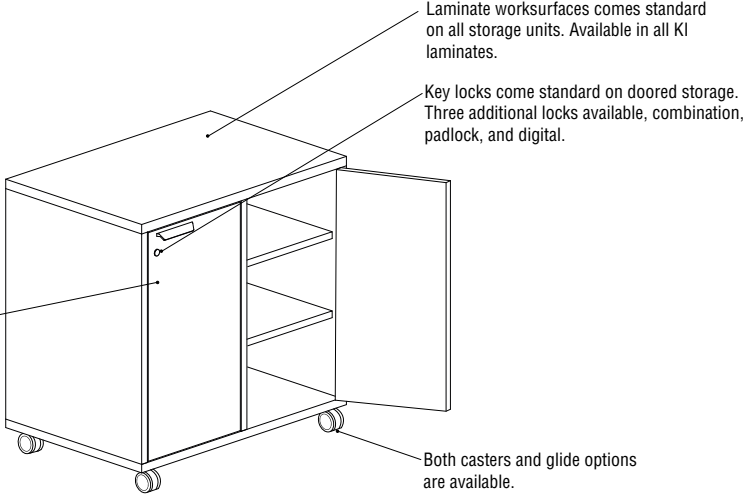
Ruckus® Locker, Cubby, Bookcase & Worktable

General Information

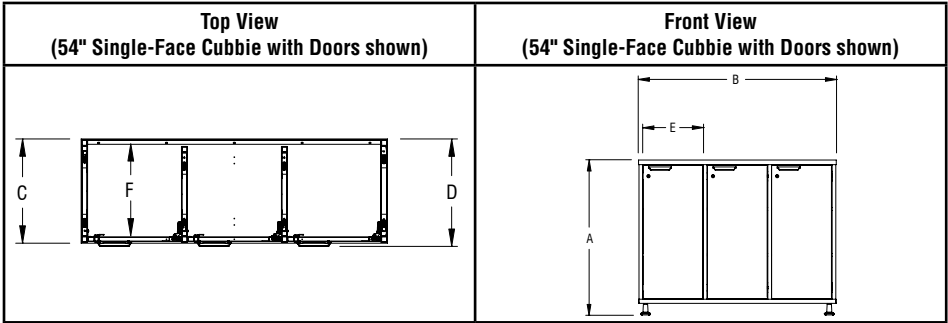
Ruckus Storage

All steel design allows for greater durability and cleaning.

Door finish can be specified independently of shell to allow for greater brand identification.



| General Dimension - Single-Face Lockers, Cubbies & Bookshelves | | | |
|--|-------------------|-----------|-----------------------|
| A (Height) | B (Width) | C (Depth) | D (Door Pull to Back) |
| 36" | 36-1/8" - 53-5/8" | 18-1/4" | 18-7/8" |
| 42" | 36-1/8" - 53-5/8" | 18-1/4" | 18-7/8" |



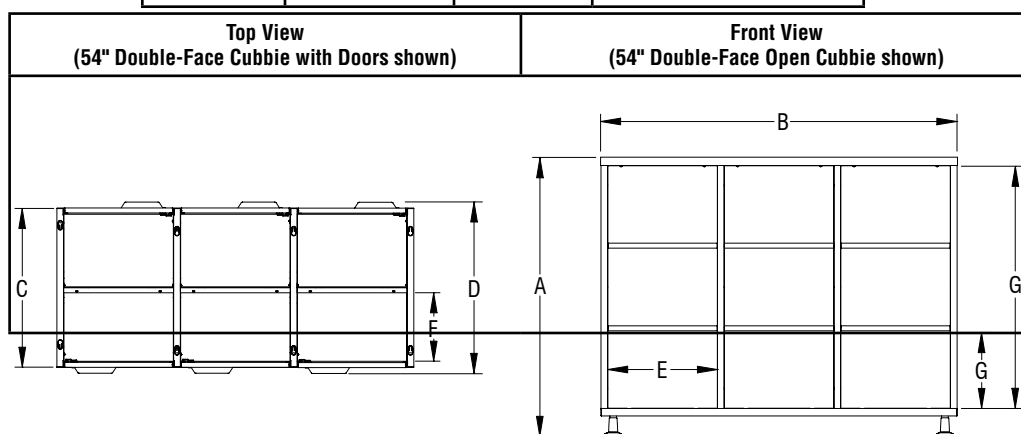
| Interior Clearance per Storage Compartment | | | |
|--|-----------|-----------|------------|
| Storage Height | E (Width) | F (Depth) | G (Height) |
| 36" Single-Face Open Locker | 16-1/2" | 17-5/8" | 30-1/2" |
| 42" Single-Face Open Locker | 16-1/2" | 17-5/8" | 36-1/2" |
| 36" Single-Face Locker w/Door | 16-1/2" | 16-3/4" | 30-1/2" |
| 42" Single-Face Locker w/Door | 16-1/2" | 16-3/4" | 36-1/2" |
| 36" Single-Face Open Cubbie | 16-1/2" | 17-5/8" | 9-5/8" |
| 42" Single-Face Open Cubbie | 16-1/2" | 17-5/8" | 11-5/8" |
| 36" Single-Face Cubbie w/Door | 16-1/2" | 16-3/4" | 9-5/8" |
| 42" Single-Face Cubbie w/Door | 16-1/2" | 16-3/4" | 11-5/8" |
| 36" Single-Face Bookshelf | 34" | 17-5/8" | 9-5/8" |
| 42" Single-Face Bookshelf | 34" | 17-5/8" | 11-5/8" |



Ruckus® Locker, Cubby, Bookcase & Worktable

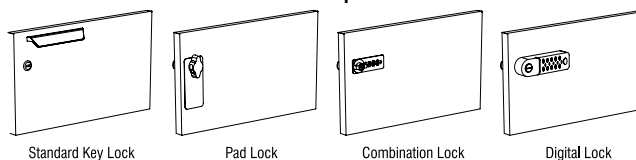
General Information

| General Dimension - Double-Face Locker, Cubbies & Bookshelves | | | |
|---|-------------------|-----------|----------------------------|
| A (Height) | B (Width) | C (Depth) | D (Door Pull to Door Pull) |
| 36" | 36-1/8" - 53-5/8" | 24-1/4" | 24-5/8" |
| 42" | 36-1/8" - 53-5/8" | 24-1/4" | 24-5/8" |



| Interior Clearance per Storage Compartment | | | |
|--|-----------|-----------|------------|
| Storage Height | E (Width) | F (Depth) | G (Height) |
| 36" Double-Face Open Locker | 16-1/2" | 11-3/4" | 30-1/2" |
| 42" Double-Face Open Locker | 16-1/2" | 11-3/4" | 36-1/2" |
| 36" Double-Face Locker w/Door | 16-1/2" | 10-7/8" | 30-1/2" |
| 42" Double-Face Locker w/Door | 16-1/2" | 10-7/8" | 36-1/2" |
| 36" Double-Face Open Cubbie | 16-1/2" | 11-3/4" | 9-5/8" |
| 42" Double-Face Open Cubbie | 16-1/2" | 11-3/4" | 11-5/8" |
| 36" Double-Face Cubbie w/Door | 16-1/2" | 10-7/8" | 9-5/8" |
| 42" Double-Face Cubbie w/Door | 16-1/2" | 10-7/8" | 11-5/8" |
| 36" Double-Face Bookshelf | 34" | 11-3/4" | 9-5/8" |
| 42" Double-Face Bookshelf | 34" | 11-3/4" | 11-5/8" |

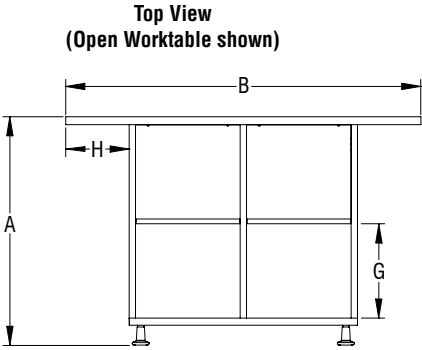
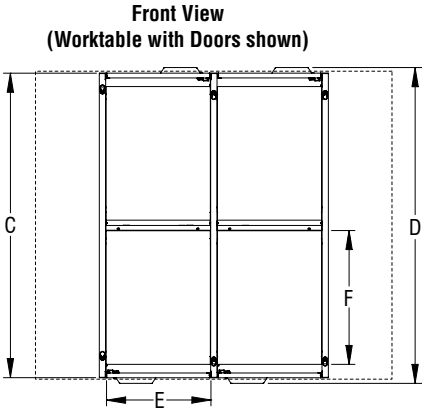
Lock Options



Ruckus® Locker, Cubby, Bookcase & Worktable

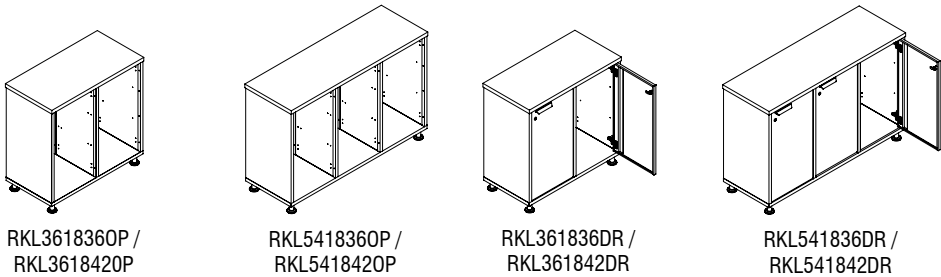
General Information

| General Dimension - Double-Face Worktables | | | |
|--|-----------|-----------|----------------------------|
| A (Height) | B (Width) | C (Depth) | D (Door Pull to Door Pull) |
| 36" | 56" | 48" | 49-5/8" |

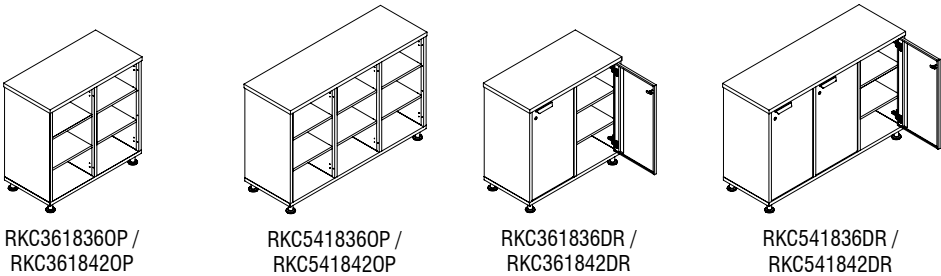


| Clearance per Storage Compartment - Double-Face Worktables | | | |
|--|-----------|------------|--------------|
| E (Width) | F (Depth) | G (Height) | H (Overhang) |
| 16-1/2" | 21" | 14-7/8" | 10" |

STATEMENT OF LINE
Ruckus Single-Face Lockers



Ruckus Single-Face Cubbies



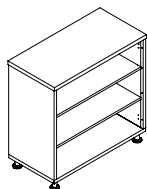


Ruckus® Locker, Cubby, Bookcase & Worktable

General Information

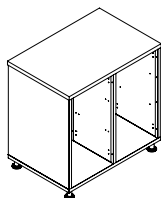
STATEMENT OF LINE (cont.)

Ruckus Single-Face Bookcase

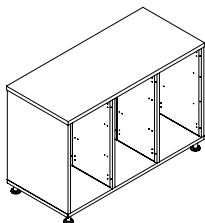


RKB361836 /
RKB361842

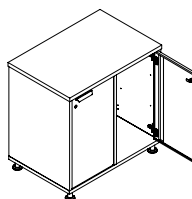
Ruckus Double-Face Lockers



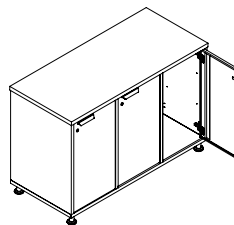
RKL3624360P /
RKL3624420P



RKL5424360P /
RKL5424420P

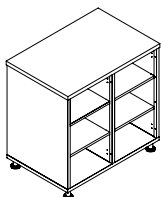


RKL362436DR /
RKL362442DR
(hinged right shown)

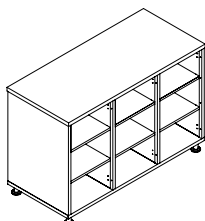


RKL542436DR /
RKL542442DR
(hinged right shown)

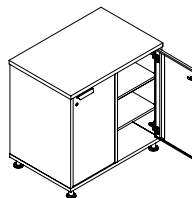
Ruckus Double-Face Cubbies



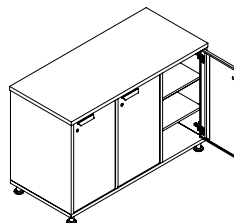
RKC3624360P /
RKC3624420P



RKC5424360P /
RKC5424420P

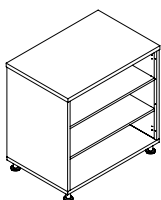


RKC362436DR /
RKC362442DR
(hinged right shown)



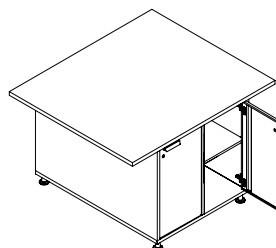
RKC542436DR /
RKC542442DR
(hinged right shown)

Ruckus Double-Face Bookcase



RKB362436 /
RKB362442

Ruckus Double-Face Worktable



RKW364836DR /
(hinged right shown)

Ruckus® Locker, Cubby, Bookcase & Worktable

Product Color Options

Shell and Rail Color

| | |
|---------------------------|----|
| Black | BL |
| Blue Grey | GR |
| Bronze Metallic | ZM |
| Cayenne | CY |
| Champagne Metallic | CM |
| Chocolate | CT |
| Cool Grey | CG |
| Cottonwood | CO |
| Espresso Metallic | EX |
| Flannel | FN |
| Grass Green | GN |
| Light Tone | LG |
| Mardi Gras | MG |
| Misty Brown | MY |
| Nemo | NE |
| Nordic | ND |
| Poppy Red | PR |
| Purple Haze | PH |
| Rubber Ducky | RK |
| Sand | SA |
| Sky Blue | SK |
| Splash | SH |
| Starlight Silver Metallic | SX |
| Surf's Up | SP |
| Ultra Blue | UB |
| Warm Grey | WG |
| Wet Sand | WS |
| Zesty Lime | ZL |

Front Door Color

| | |
|---------------------------|-----|
| Black | FBL |
| Blue Grey | FGR |
| Bronze Metallic | FZM |
| Cayenne | FCY |
| Champagne Metallic | FCM |
| Chocolate | FCT |
| Cool Grey | FCG |
| Cottonwood | FCO |
| Espresso Metallic | FEX |
| Flannel | FFN |
| Grass Green | FGN |
| Light Tone | FLG |
| Mardi Gras | FMG |
| Misty Brown | FMY |
| Nemo | FNE |
| Nordic | FND |
| Poppy Red | FPR |
| Purple Haze | FPH |
| Rubber Ducky | FRK |
| Sand | FSA |
| Sky Blue | FSK |
| Splash | FSH |
| Starlight Silver Metallic | FSX |
| Surf's Up | FSP |
| Ultra Blue | FUB |
| Warm Grey | FWG |

| | |
|------------|-----|
| Wet Sand | FWS |
| Zesty Lime | FZL |

Surface Finish--Laminate

| | |
|--------------------|-----|
| Biltmore Cherry | LBT |
| Black | LBK |
| Brighton Walnut | LBW |
| Canyon Zephyr | LCA |
| Castle Oak | LCO |
| Casual Linen | LCU |
| Cherry Storm | LCX |
| Classic Linen | LCI |
| Cloud Zephyr | LCL |
| Cocobala | LCC |
| Coffee Bean | LCB |
| Crisp Linen | LRI |
| Desert Zephyr | LDZ |
| Dove Grey | LDG |
| Fired Steel | LIL |
| Flax Linen | LXF |
| Florence Walnut | LFC |
| Forged Steel | LOL |
| Frosty White | LFW |
| Graphite Nebula | LGN |
| Grey | LGE |
| High Rise | LHE |
| Hollyberry | LHY |
| Irish Linen | LIH |
| Island | LID |
| Italian Silver Ash | LIT |
| Kensington Maple | LKM |
| Lapis Blue | LLB |
| Markerboard White | LMK |
| Misted Zephyr | LMR |
| Monticello Maple | LMT |
| Nickel Evolv | LMV |
| North Sea | LNA |
| Ocean | LON |
| Orange Grove | LOE |
| Pearl Bisque | LPB |
| Pearl Silver | LPS |
| Pressed Linen | LPR |
| River Cherry | LRV |
| Rugged Linen | LRG |
| Satin Stainless | LSS |
| Shadow Zephyr | LSR |
| Silicon evolv | LSV |
| Sterling Ash | LAZ |
| Tailored Linen | LTL |
| Titanium evolv | LTV |
| White Nebula | LWL |
| White Sand | LWN |
| Windsor Mahogany | LWY |

Edge Color-For 74P Edge

| | |
|--------------------|-----|
| Biltmore Cherry | EBT |
| Black | EBL |
| Blue Grey | EGR |
| Brighton Walnut | EBW |
| Castle Oak | ECO |
| Cayenne | ECY |
| Cherry Storm | ECX |
| Chocolate | ECT |
| Cocobala | ECC |
| Cool Grey | ECG |
| Flannel | EFN |
| Florence Walnut | EFC |
| Frosty White | EFW |
| Grass Green | EGN |
| Italian Silver Ash | EIT |
| Kensington Maple | EKM |
| Light Tone | ELG |
| Mardi Gras | EMG |
| Misty Brown | EMY |
| Monticello Maple | EMT |
| Multiplex | EMB |
| Nemo | ENE |
| Nordic | END |
| Poppy Red | EPR |
| Purple Haze | EPH |
| River Cherry | ERY |
| Rubber Ducky | ERK |
| Sand | ESA |
| Sky Blue | ESK |
| Splash | ESH |
| Sterling Ash | EAZ |
| Surf's Up | ESP |
| Ultra Blue | EUB |
| Warm Grey | EWG |
| Wet Sand | EWS |
| Windsor Mahogany | EWY |
| Zesty Lime | EZL |

Pull Color

| | |
|---------------------------|----|
| Beveled pull Satin Chrome | S5 |
| Beveled pull Black | S6 |

Tote Storage Lock Color

| | |
|--------------|-----|
| Black | BLL |
| Satin Chrome | SCL |

*Cubbies, Lockers and Worktables only available with black lock.

*Additional colors may be available. Please contact KI customer service at 1-800-424-2432

Finish Cards

View color swatches for items listed within this document.

| | | | |
|----------------------|--------------------|---------------------|----------------------|
| <u>Paints</u> | <u>Wood/Veneer</u> | <u>Molded Edges</u> | <u>Hard Plastics</u> |
| <u>Plastics/Poly</u> | <u>Laminates</u> | <u>Edge Styles</u> | <u>Glass</u> |



Ruckus® Locker, Cubby, Bookcase & Worktable

Product Color Options

Ruckus® Tote Storage

General Information

TOTE STORAGE

Shell

Components consist of top, bottom, sides, back, uprights, bottom and top reinforcements, spot welded and MIG welded together.

The top is 19-gauge cold-rolled steel (C.R.S.) with 1-1/8" flanges, on four sides. The front face has an additional flange formed inward to provide additional strength.

The back is 20-gauge C.R.S. and is formed on three sides to provide a flush seamless back and top surface.

The bottom is 20-gauge C.R.S. with a flush upper surface and flanged downward to provide a welding surface with the sides and back. The front face is formed down 1-1/8" and inward to provide additional strength.

Each shell has double wall sides and center partition(s) fabricated from 20-gauge C.R.S.; the inner panels are pierced on approximately 3-3/4" centers to allow molded plastic slide rails to be attached for totes. The front flange of the outer panels is formed to fit inside the channel formation of the side panel; the rear edge is offset formed for maximum strength.

Each shell's front and back has 18-gauge upright members spot welded to the sides providing vertical strength. Top reinforcements are MIG welded to the vertical upright members to provide resistance against racking.

Center partitions are two piece 20-gauge steel fabricated panels spot welded together with apposing flanges to be screw mounted to the top and bottom panels of the shell.

The bottom is fitted with two 18-gauge MIG welded in place structurally formed reinforcements which are located along the front and back of the cabinet. The reinforcements have 2-cast aluminum plates mounted to their ends to distribute weight and accept the caster or glide stem.

Single-Face Tote Storage - Overall Size with Casters or Glides Included: Nominal vs. Actual

30w x 18d x 28h tote storage:
29-15/16" wide by 18-1/8" deep by 27-3/4" high
30w x 18d x 41h tote storage:
29-15/16" wide by 18-1/8" deep by 40-3/4" high
44w x 18d x 28h tote storage:
43-15/16" wide by 18-1/8" deep by 27-3/4" high
44w x 18d x 41h tote storage:
43-15/16" wide by 18-1/8" deep by 40-3/4" high

Laminate Worksurface (Optional)

The laminate worksurfaces are 1-1/4" thick and consist of a particleboard core with a HPL surface. 74P (2 mm PVC-free) banding is applied to the edges.

Single-Face Tote Storage - Overall Size with Casters, Glides and Worksurface Included: Nominal vs. Actual

30w x 18d x 29h tote storage:
30-1/4" wide by 18-1/4" deep by 29" high
30w x 18d x 42h tote storage:
30-1/4" wide by 18-1/4" deep by 42" high
44w x 18d x 29h tote storage:
44-1/16" wide by 18-1/4" deep by 29" high
44w x 18d x 42h tote storage:
44-1/16" wide by 18-1/4" deep by 42" high

Castors or Glides

Each unit may be specified with either casters or glides. Casters or glides do not extend out from the side of the unit shell. Both caster and glides have a 1/2" diameter threaded stud to mount to the bottom of the base and are interchangeable.

Castors:

All caster bodies are twin-wheel hooded design with 2-3/4" diameter wheels. All four casters swivel and two casters will have a lock. Casters will be black.

Glides:

All glides are 2-3/4" telescoping adjustable glides. Glides shall be made of two-piece construction and both pieces are made of durable nylon. Each glide has a white base with a black body.

Doors (Optional)

Tote cabinet doors feature double wall construction. 22-gauge cold-rolled steel (C.R.S.) outer and inner panels are sandwiched together, spot welded and TIG welded to form a rigid assembly. Standard Ruckus pulls (beveled pulls) are cast zinc and are installed on the top face of each door. Pulls mount by use of two machine screws to the steel door. Pulls are available in satin chrome or powder-coat painted black finish. 110° European hinges prevent the doors from contacting an adjacent cabinet door or drawer and provide 3-way adjustment.

Locks

Locks are included on every door:

Standard Key Lock (comes with pull option only) - The standard lock is a high-security double-bit lock core. The double-bit lock offers superior security when compared to a single-bit lock. Units are standard with random keys in a range of 994 different numbers. Standard locks are available with satin chrome or black powder-coat finishes. Specific keying combinations are available at no additional charge (this information must be included with order). Specific keyed locks are available only with black powder-coat finish. Locks can be master keyed.

Finish

Units are offered in numerous powder-coat colors. Powder-coat application is a hybrid epoxy, baked on to provide a scratch and

stain resistant finish. Shells and doors may be specified in separate colors for no up-charge. Mechanical components are plated or finished with other protective coatings.



Ruckus® Tote Storage

General Information

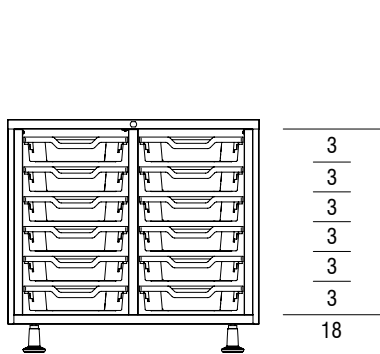
Tote Storage Configurations

Ruckus Tote Storage is comprised of four different size enclosures, on casters or glides, with or without doors. Each of these unit heights and look can be changed by including the optional 1-1/4" laminated wood worksurface. Three preconfigured options are available: All 3" totes, all 6" totes or a combination of 3" & 6" totes. Illustrated below are the 30" wide 2-column units, 44" wide, 3-column units are also available.

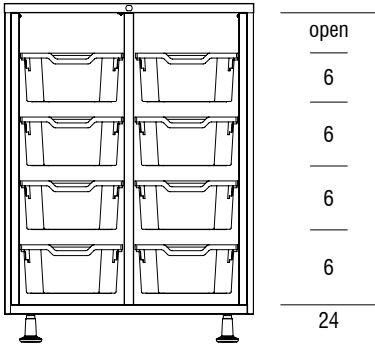
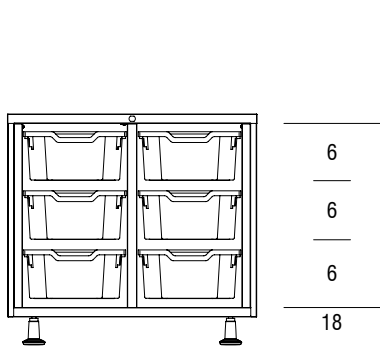
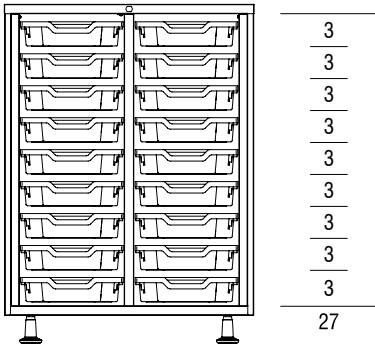
Tote storage is available in two heights, allowing configuration heights of either 18" or 27".

Preconfigured Options:

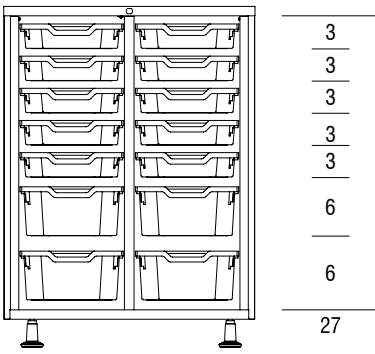
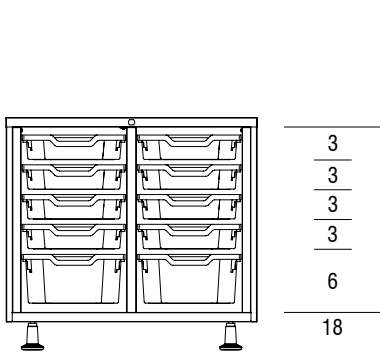
Short Storage Unit



Tall Storage Unit



Note: There is 3" of tote storage space open at the top of each column of the tall storage unit (42" high) when pre-configured with 6" totes.



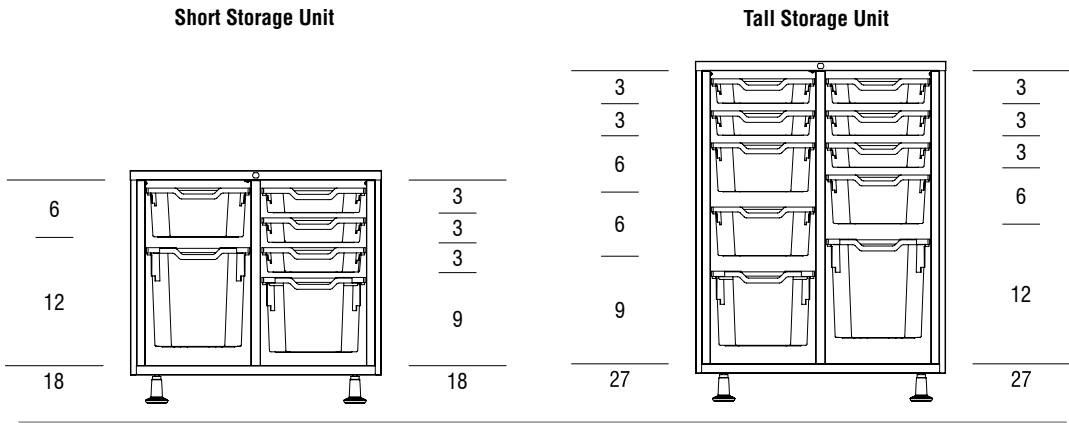


Tote Storage Configurations (cont.)

Ruckus Tote Storage, in any tote configuration beyond the preconfigured options, must be ordered separately and installed on site. The 3", 6", 9" and 12" high totes can be ordered in kits with a quantity of six totes (rail sets included), and can be programmed into any empty or pre-existing Ruckus tote storage units, without the use of tools.

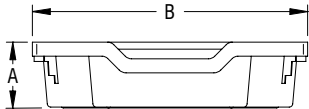
Shown below are two examples of non-preconfigured layouts. Customers can specify any combination of totes as long as their accumulated heights do not exceed 18" per column for Short Tote Storage units, and do not exceed 27" per column for Tall Tote Storage units.

Build Your Own Examples:

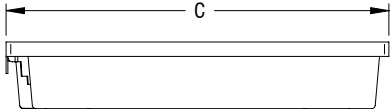


DIMENSIONS

| General Dimensions - Totes | | | |
|----------------------------|---------------|--------------|--------------|
| | A (Height) | B (Width) | C (Depth) |
| 3" | 2-91/100" | 12-1/4" | 16-3/4" |
| 6" | 5-87/100" | 12-1/4" | 16-3/4" |
| 9" | 8-47/50" | 12-1/4" | 16-3/4" |
| 12" | 11-17/20" | 12-1/4" | 16-3/4" |



Front View



Side View

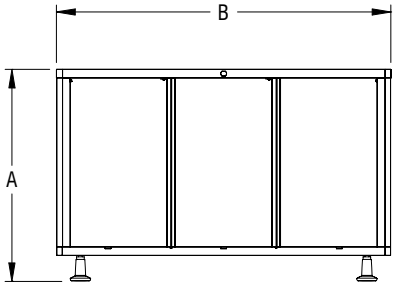
Ruckus® Tote Storage

General Information

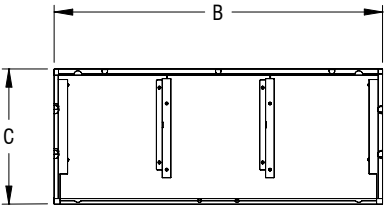
DIMENSIONS (cont.)

| General Dimensions - Tote Storage Without Laminate Top | | | |
|--|--------------|--------------|--------------------------|
| A (Height) | B (Width) | C (Depth) | D (Door Pull-to-Back) |
| 27-15/16" | 30-1/8" | 18-1/8" | 18-13/16" |
| 27-15/16" | 43-15/16" | 18-1/8" | 18-13/16" |
| 40-15/16" | 30-1/8" | 18-1/8" | 18-13/16" |
| 40-15/16" | 43-15/16" | 18-1/8" | 18-13/16" |

| General Dimensions - Tote Storage With Laminate Top | | | |
|---|--------------|--------------|--------------------------|
| A (Height) | B (Width) | C (Depth) | D (Door Pull-to-Back) |
| 29-3/16" | 30-1/4" | 18-1/4" | 18-13/16" |
| 29-3/16" | 44-1/16" | 18-1/4" | 18-13/16" |
| 42-3/16" | 30-1/4" | 18-1/4" | 18-13/16" |
| 42-3/16" | 44-1/16" | 18-1/4" | 18-13/16" |



Front View



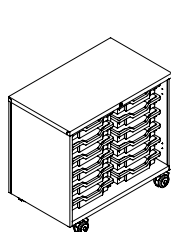
Top View



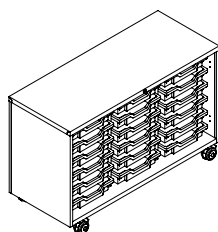
STATEMENT OF LINE

Ruckus Single-Face Tote Storage

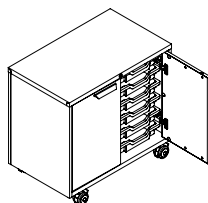
Tote storage is available with optional pre-loaded configurations of 3", 6" and 9" & 6" high totes. Tote storage is available with and without laminate worksurface, and with and without doors.



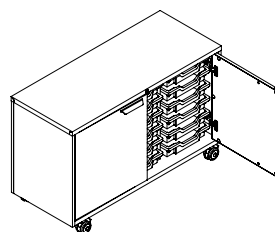
RKT3018280P



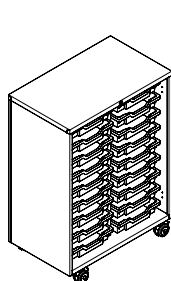
RKT4418280P



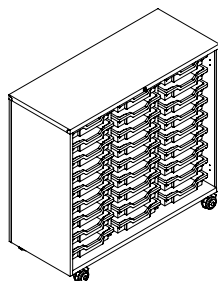
RKT301328DR



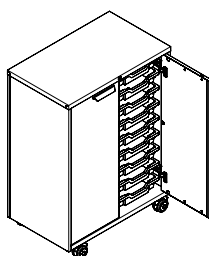
RKT441828DR



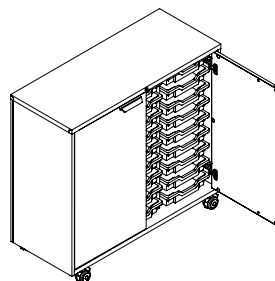
RKT301841OP



RKT441841DR



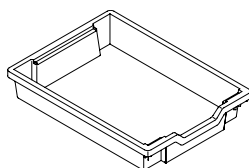
RKT301841DR



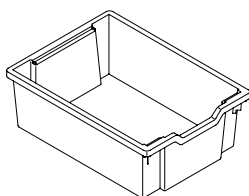
RKT441841DR

Accessories

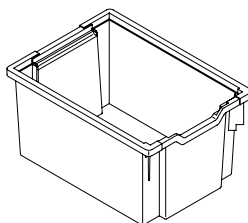
Accessory Totes and lids are sold in packages of six only. Lids must be ordered separately.



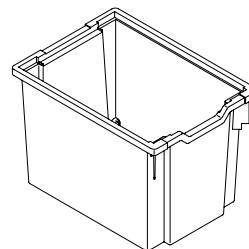
3" High Tote
RKA3KIT6



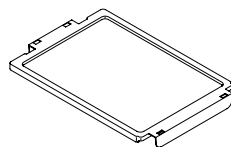
6" High Tote
RKA6KIT6



9" High Tote
RKA9KIT6

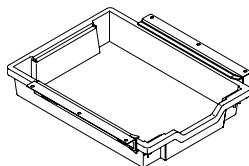


12" High Tote
RKA12KIT6



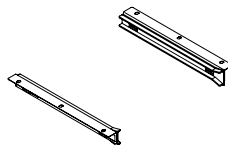
Tote Storage Lid
RKA12KIT6

Undersurface Rail Kit, with 3" Tote



RKAUSR3TKIT1

Undersurface Rail Kit (tote specified separately)



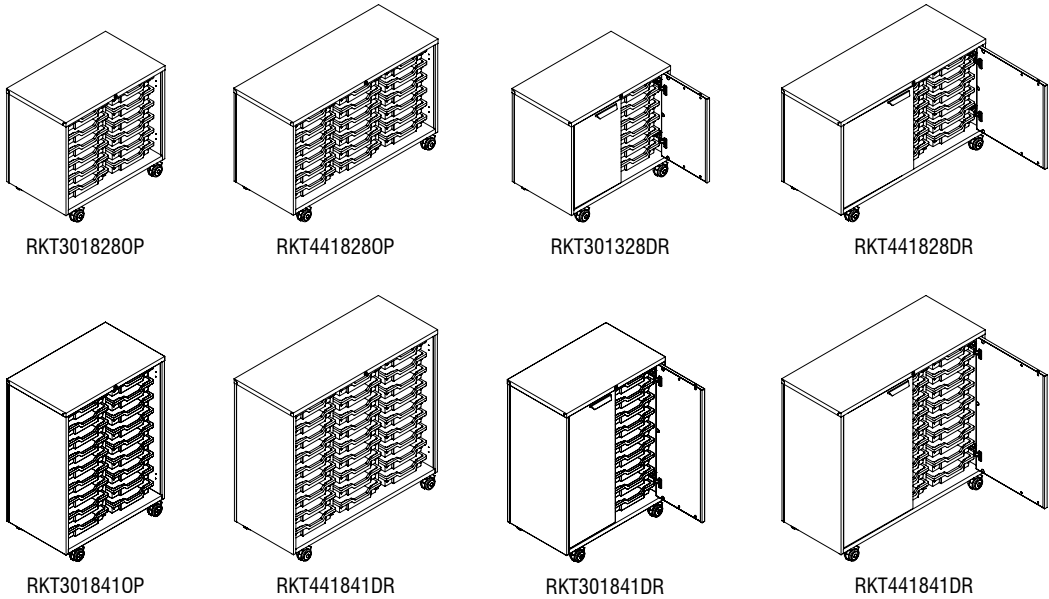
Ruckus® Tote Storage

General Information

STATEMENT OF LINE

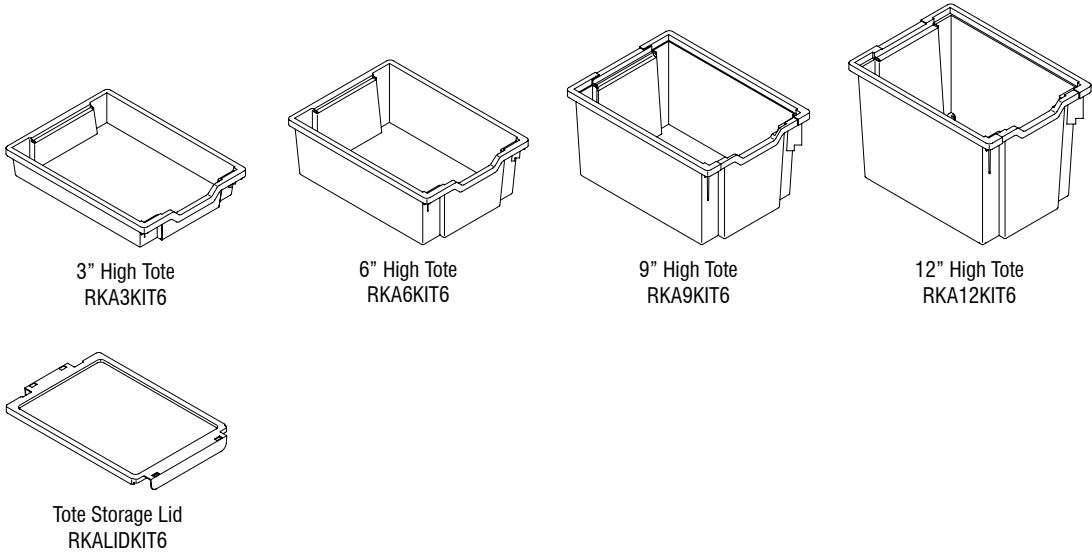
Ruckus Single-Face Tote Storage

Tote storage is available with optional pre-loaded configurations of 3", 6" and 3" & 6" high totes. Tote storage is available with and without laminate worksurface, and with and without doors.

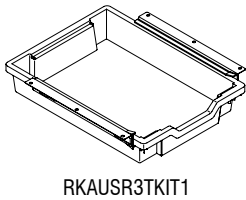


Accessories

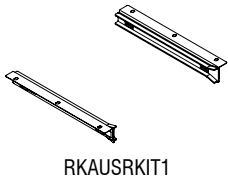
Accessory Totes and lids are sold in packages of six only. Lids must be ordered separately.



Undersurface Rail Kit, with 3" Tote



Undersurface Rail Kit (tote specified separately)





Ruckus® Tote Storage

Product Color Options

Shell and Rail Color

| | |
|---------------------------|----|
| Black | BL |
| Blue Grey | GR |
| Bronze Metallic | ZM |
| Cayenne | CY |
| Champagne Metallic | CM |
| Chocolate | CT |
| Cool Grey | CG |
| Cottonwood | CO |
| Espresso Metallic | EX |
| Flannel | FN |
| Grass Green | GN |
| Light Tone | LG |
| Mardi Gras | MG |
| Misty Brown | MY |
| Nemo | NE |
| Nordic | ND |
| Poppy Red | PR |
| Purple Haze | PH |
| Rubber Ducky | RK |
| Sand | SA |
| Sky Blue | SK |
| Splash | SH |
| Starlight Silver Metallic | SX |
| Surf's Up | SP |
| Ultra Blue | UB |
| Warm Grey | WG |
| Wet Sand | WS |
| Zesty Lime | ZL |

Front Door Color

| | |
|---------------------------|-----|
| Black | FBL |
| Blue Grey | FGR |
| Bronze Metallic | FZM |
| Cayenne | FCY |
| Champagne Metallic | FCM |
| Chocolate | FCT |
| Cool Grey | FCG |
| Cottonwood | FCO |
| Espresso Metallic | FEX |
| Flannel | FFN |
| Grass Green | FGN |
| Light Tone | FLG |
| Mardi Gras | FMG |
| Misty Brown | FMY |
| Nemo | FNE |
| Nordic | FND |
| Poppy Red | FPR |
| Purple Haze | FPH |
| Rubber Ducky | FRK |
| Sand | FSA |
| Sky Blue | FSK |
| Splash | FSH |
| Starlight Silver Metallic | FSX |
| Surf's Up | FSP |
| Ultra Blue | FUB |
| Warm Grey | FWG |
| Wet Sand | FWS |

| | |
|--------------------------|-----|
| Zesty Lime | FZL |
| Surface Finish--Laminate | |
| Biltmore Cherry | LBT |
| Black | LBK |
| Brighton Walnut | LBW |
| Canyon Zephyr | LCA |
| Castle Oak | LCO |
| Casual Linen | LCU |
| Cherry Storm | LCX |
| Classic Linen | LCI |
| Cloud Zephyr | LCL |
| Cocobala | LCC |
| Coffee Bean | LCB |
| Crisp Linen | LRI |
| Desert Zephyr | LDZ |
| Dove Grey | LDG |
| Fired Steel | LIL |
| Flax Linen | LXF |
| Florence Walnut | LFC |
| Forged Steel | LOL |
| Frosty White | LFW |
| Graphite Nebula | LGN |
| Grey | LGE |
| High Rise | LHE |
| Hollyberry | LHY |
| Irish Linen | LIH |
| Island | LID |
| Italian Silver Ash | LIT |
| Kensington Maple | LKM |
| Lapis Blue | LLB |
| Markerboard White | LMK |
| Misted Zephyr | LMR |
| Monticello Maple | LMT |
| Nickel Evolv | LNK |
| North Sea | LNA |
| Ocean | LON |
| Orange Grove | LOE |
| Pearl Bisque | LPB |
| Pearl Silver | LPS |
| Pressed Linen | LPR |
| River Cherry | LRY |
| Rugged Linen | LRG |
| Satin Stainless | LSS |
| Shadow Zephyr | LSR |
| Silicon evolv | LSV |
| Sterling Ash | LAZ |
| Tailored Linen | LTL |
| Titanium evolv | LTV |
| White Nebula | LWL |
| White Sand | LWN |
| Windsor Mahogany | LWY |

*Additional colors may be available. Please contact KI customer service at 1-800-424-2432

Edge Color-For 74P Edge

| | |
|-----------------|-----|
| Biltmore Cherry | EBT |
|-----------------|-----|

| | |
|--------------------|-----|
| Black | EBL |
| Blue Grey | EGR |
| Brighton Walnut | EBW |
| Castle Oak | ECO |
| Cayenne | ECY |
| Cherry Storm | ECX |
| Chocolate | ECT |
| Cocobala | ECC |
| Cool Grey | ECG |
| Flannel | EFN |
| Florence Walnut | EFC |
| Frosty White | EFW |
| Grass Green | EGN |
| Italian Silver Ash | EIT |
| Kensington Maple | EKM |
| Light Tone | ELG |
| Mardi Gras | EMG |
| Misty Brown | EMY |
| Monticello Maple | EMT |
| Multiplex | EMB |
| Nemo | ENE |
| Nordic | END |
| Poppy Red | EPR |
| Purple Haze | EPH |
| River Cherry | ERY |
| Rubber Ducky | ERK |
| Sand | ESA |
| Sky Blue | ESK |
| Splash | ESH |
| Sterling Ash | EAZ |
| Surf's Up | ESP |
| Ultra Blue | EUB |
| Warm Grey | EWG |
| Wet Sand | EWS |
| Windsor Mahogany | EWY |
| Zesty Lime | EZL |

Pull Color

| | |
|---------------------------|----|
| Beveled pull Satin Chrome | S5 |
| Beveled pull Black | S6 |

Tote Storage Lock Color

| | |
|--------------|-----|
| Black | BLL |
| Satin Chrome | SCL |

Key alike (KA) option only available with black lock.

Finish Cards

View color swatches for items listed within this document.

| | | | |
|---------------|-------------|--------------|---------------|
| Paints | Wood/Veneer | Molded Edges | Hard Plastics |
| Plastics/Poly | Laminates | Edge Styles | Glass |



Ruckus® Seating (Freight Excluded Pricing)

Four-Leg Chair

| | | | | MODEL NUMBER | | | | | | |
|------|---|------------------|-----|--------------|--|--|--|--|---|--|
| | | | | Basic Model | Fire Code | Poly Color | Frame Color | Glide Option | Upholstery Color | |
| | Four-Leg Chair with Glides <ul style="list-style-type: none">Model does not stackShips fully assembled, packaged 1 chair per carton | Polypropylene | 15" | RK1100H15NB | <input type="checkbox"/> <input type="checkbox"/> <input type="checkbox"/> | <input type="checkbox"/> <input type="checkbox"/> <input type="checkbox"/> | <input type="checkbox"/> <input type="checkbox"/> <input type="checkbox"/> | <input type="checkbox"/> <input type="checkbox"/> <input type="checkbox"/> | | |
| | | Polypropylene | 18" | RK1100H18NB | <input type="checkbox"/> <input type="checkbox"/> <input type="checkbox"/> | <input type="checkbox"/> <input type="checkbox"/> <input type="checkbox"/> | <input type="checkbox"/> <input type="checkbox"/> <input type="checkbox"/> | <input type="checkbox"/> <input type="checkbox"/> <input type="checkbox"/> | | |
| | | | | | | | | | | |
| | | | | | | | | | | |
| | | | | | | | | | | |
| RK11 | | | | | | | | | | |
| | Four-Leg Chair with Glides <ul style="list-style-type: none">Model does not stackShips fully assembled, packaged 1 chair per carton | Upholstered Seat | 15" | RK1200H15NB | <input type="checkbox"/> <input type="checkbox"/> <input type="checkbox"/> | <input type="checkbox"/> <input type="checkbox"/> <input type="checkbox"/> | <input type="checkbox"/> <input type="checkbox"/> <input type="checkbox"/> | <input type="checkbox"/> <input type="checkbox"/> <input type="checkbox"/> | <input type="checkbox"/> <input type="checkbox"/> <input type="checkbox"/> <input type="checkbox"/> <input type="checkbox"/> <input type="checkbox"/> | |
| | | Upholstered Seat | 18" | RK1200H18NB | <input type="checkbox"/> <input type="checkbox"/> <input type="checkbox"/> | <input type="checkbox"/> <input type="checkbox"/> <input type="checkbox"/> | <input type="checkbox"/> <input type="checkbox"/> <input type="checkbox"/> | <input type="checkbox"/> <input type="checkbox"/> <input type="checkbox"/> | <input type="checkbox"/> <input type="checkbox"/> <input type="checkbox"/> <input type="checkbox"/> <input type="checkbox"/> <input type="checkbox"/> | |
| | | | | | | | | | | |
| | | | | | | | | | | |
| | | | | | | | | | | |
| RK12 | | | | | | | | | | |
| | | | | A | B | C | D | E | F | |

HOW TO ORDER

Indicate the following information on order form:

- Quantity of each item.
- Model number, including options. See "How To Build a Model Number".
- Any special service required.

Note:

- The ☐ indicates that a choice is required.
- The absence of the ☐ indicates that no choice is required.
- Alpha-numeric characters in place of ☐ indicate that no other alternatives are available.

HOW TO BUILD A MODEL NUMBER

- A** Select basic model.
- B** Select fire retardant.
- | | |
|------------|-----------------------------|
| NFR | - Compliance to TB 117-2013 |
| FR | - Compliance to TB 133 |
- C** Select poly color.
Refer to the **Product Color Options** page in this price list.
- D** Select frame finish.
Refer to the **Product Color Options** page in this price list.
- E** Select glide option.
- | | |
|------------|------------------------|
| GFT | - Felt glides |
| GPL | - Nylon plastic glides |
| GSL | - Steel glides |
- F** Select upholstery grade/color.
Refer to [ki.com/fabrics](https://www.ki.com/fabrics)



Ruckus® Seating (Freight Excluded Pricing)

Four-Leg Chair

| Approx. Packaged Weight | Freight Excluded Pricing Unupholstered | Freight Excluded Pricing Fabric Grade 1 & C.O.M. | Freight Excluded Pricing Fabric Grade 2 | Freight Excluded Pricing Fabric Grade 3 & Group 2V Vinyl | Freight Excluded Pricing C.O.V. | Freight Excluded Pricing Pallas Fabric Group P0 | Freight Excluded Pricing Pallas Fabric Group P1 | Freight Excluded Pricing Pallas Fabric Group P2 | Freight Excluded Pricing Pallas Fabric Group P3 | Freight Excluded Pricing Pallas Fabric Group P4 |
|-------------------------------|---|--|---|---|--|---|---|---|---|---|
| 29.0# | \$ 175 | | | | | | | | | |
| 30.0# | 177 | | | | | | | | | |
| | | | | | | | | | | |
| | | | | | | | | | | |
| | | | | | | | | | | |
| | | | | | | | | | | |
| | | | | | | | | | | |
| 31.5# | N/A | \$ 276 | \$ 285 | \$ 301 | \$ 276 | \$ 310 | \$ 361 | \$ 376 | \$ 396 | \$ 425 |
| 32.5# | N/A | 278 | 287 | 304 | 278 | 312 | 363 | 378 | 398 | 427 |
| | | | | | | | | | | |
| | | | | | | | | | | |
| | | | | | | | | | | |
| | | | | | | | | | | |

UPHOLSTERY INFORMATION

C.O.M. Upholstery

C.O.M. requirement for 10 chairs or less with upholstered seat or upholstered seat and back is 3/4 yard per chair of 54" wide nondirectional fabric. For orders of 11 or more with upholstered seat and back and for complete information on ordering C.O.M. see "Ordering C.O.M., C.O.V. and C.O.L." section.

OPTIONS

California TB133 Fire Safety Code

The above seating products can be manufactured using the appropriate flame-retardant materials for compliance to California Technical Bulletin 133. Add "FR" to end of model number.
Model=Polypropylene
Added Lead Time=none
Added List Price=\$20
Model=Upholstered Seat Only
Added Lead Time=none
Added List Price=\$31

SPECIAL SERVICES

Special Carton Marking

With specially marked information N/C



Shipping

Ships **assembled, FOB Green Bay, WI 54302, freight excluded.** Freight class 250.

Specifications and prices are subject to change without prior notice.

Ruckus® Seating (Freight Excluded Pricing)

Four-Leg Chair

| | | | | MODEL NUMBER | | | | | | | |
|---|--|------------------|-----|--------------|--|--|---|--|---|--|--|
| | MODEL | Features | H | Basic Model | Fire Code | Poly Color | Frame Color | Caster Type | Upholstery Color | | |
|  | Four-Leg Chair with Casters <ul style="list-style-type: none">Model does not stackShips fully assembled, packaged 1 chair per carton | Polypropylene | 15" | RK2100H15NB | <input type="checkbox"/> <input type="checkbox"/> <input type="checkbox"/> | <input type="checkbox"/> <input type="checkbox"/> <input type="checkbox"/> | <input type="checkbox"/> <input type="checkbox"/> | <input type="checkbox"/> <input type="checkbox"/> <input type="checkbox"/> | | | |
| | | Polypropylene | 18" | RK2100H18NB | <input type="checkbox"/> <input type="checkbox"/> <input type="checkbox"/> | <input type="checkbox"/> <input type="checkbox"/> <input type="checkbox"/> | <input type="checkbox"/> <input type="checkbox"/> | <input type="checkbox"/> <input type="checkbox"/> <input type="checkbox"/> | | | |
| | | | | | | | | | | | |
| | | | | | | | | | | | |
| | | | | | | | | | | | |
| RK21 | | | | | | | | | | | |
|  | Four-Leg Chair with Casters <ul style="list-style-type: none">Model does not stackShips fully assembled, packaged 1 chair per carton | Upholstered Seat | 15" | RK2200H15NB | <input type="checkbox"/> <input type="checkbox"/> <input type="checkbox"/> | <input type="checkbox"/> <input type="checkbox"/> <input type="checkbox"/> | <input type="checkbox"/> <input type="checkbox"/> | <input type="checkbox"/> <input type="checkbox"/> <input type="checkbox"/> | <input type="checkbox"/> <input type="checkbox"/> <input type="checkbox"/> <input type="checkbox"/> | | |
| | | Upholstered Seat | 18" | RK2200H18NB | <input type="checkbox"/> <input type="checkbox"/> <input type="checkbox"/> | <input type="checkbox"/> <input type="checkbox"/> <input type="checkbox"/> | <input type="checkbox"/> <input type="checkbox"/> | <input type="checkbox"/> <input type="checkbox"/> <input type="checkbox"/> | <input type="checkbox"/> <input type="checkbox"/> <input type="checkbox"/> <input type="checkbox"/> | | |
| | | | | | | | | | | | |
| | | | | | | | | | | | |
| | | | | | | | | | | | |
| RK22 | | | | | | | | | | | |
| | | | | A | B | C | D | E | F | | |

HOW TO ORDER

Indicate the following information on order form:

- 1. Quantity of each item.
- 2. Model number, including options. See "How To Build a Model Number".
- 3. Any special service required.

Note:

- The ☐ indicates that a choice is required.
- The absence of the ☐ indicates that no choice is required.
- Alpha-numeric characters in place of ☐ indicate that no other alternatives are available.

HOW TO BUILD A MODEL NUMBER

- A** Select basic model.
- B** Select fire retardant.

| | |
|------------|-----------------------------|
| NFR | - Compliance to TB 117-2013 |
| FR | - Compliance to TB 133 |
- C** Select poly color.
Refer to the **Product Color Options** page in this price list.
- D** Select frame finish.
Refer to the **Product Color Options** page in this price list.
- E** Select caster type.

| | |
|------------|----------------------|
| CCC | - Carpet casters |
| CHC | - Hard floor casters |
- F** Select upholstery grade/color.
Refer to ki.com/fabrics



Ruckus® Seating (Freight Excluded Pricing)

Four-Leg Chair

| Approx. Packaged Weight | Freight Excluded Pricing Unupholstered | Freight Excluded Pricing Fabric Grade 1 & C.O.M. | Freight Excluded Pricing Fabric Grade 2 | Freight Excluded Pricing Fabric Grade 3 & Group 2V Vinyl | Freight Excluded Pricing C.O.V. | Freight Excluded Pricing Pallas Fabric Group P0 | Freight Excluded Pricing Pallas Fabric Group P1 | Freight Excluded Pricing Pallas Fabric Group P2 | Freight Excluded Pricing Pallas Fabric Group P3 | Freight Excluded Pricing Pallas Fabric Group P4 |
|-------------------------------|---|--|---|---|--|---|---|---|---|---|
| 29.5# | \$ 187 | | | | | | | | | |
| 30.5# | 189 | | | | | | | | | |
| | | | | | | | | | | |
| | | | | | | | | | | |
| | | | | | | | | | | |
| | | | | | | | | | | |
| 32.0# | N/A | \$ 288 | \$ 297 | \$ 314 | \$ 288 | \$ 322 | \$ 373 | \$ 388 | \$ 408 | \$ 437 |
| 33.0# | N/A | 290 | 299 | 316 | 290 | 325 | 375 | 391 | 410 | 439 |
| | | | | | | | | | | |
| | | | | | | | | | | |
| | | | | | | | | | | |

UPHOLSTERY INFORMATION

C.O.M. Upholstery

C.O.M. requirement for 10 chairs or less with upholstered seat or upholstered seat and back is 3/4 yard per chair of 54" wide nondirectional fabric. For orders of 11 or more with upholstered seat and back and for complete information on ordering C.O.M. see "Ordering C.O.M., C.O.V. and C.O.L." section.

OPTIONS

California TB133 Fire Safety Code

The above seating products can be manufactured using the appropriate flame-retardant materials for compliance to California Technical Bulletin 133. Add "FR" to end of model number.
Model=Polypropylene
Added Lead Time=none
Added List Price=\$20
Model=Upholstered Seat Only
Added Lead Time=none
Added List Price=\$31

SPECIAL SERVICES

Special Carton Marking

With specially marked information N/C



Shipping

Ships **assembled, FOB Green Bay, WI 54302, freight excluded.** Freight class 250.

Specifications and prices are subject to change without prior notice.

Ruckus® Seating (Freight Excluded Pricing)

Stack Chair with Glides

| | | | | MODEL NUMBER | | | | | | |
|---|---|------------------|-----|--------------|--|--|--|---|------------------|--|
| | | | | Basic Model | Fire Code | Poly Color | Frame Color | Glide Option | Upholstery Color | |
|  | Stack Chair with Glides <ul style="list-style-type: none">Ships fully assembled, packaged 1 chair per carton15" chair stacks 3 high18" chair stacks 4 high | Polypropylene | 15" | RKU100H15NB | <input type="checkbox"/> <input type="checkbox"/> <input type="checkbox"/> | <input type="checkbox"/> <input type="checkbox"/> <input type="checkbox"/> | <input type="checkbox"/> <input type="checkbox"/> <input type="checkbox"/> | <input type="checkbox"/> <input type="checkbox"/> <input type="checkbox"/> | | |
| | | Polypropylene | 18" | RKU100H18NB | <input type="checkbox"/> <input type="checkbox"/> <input type="checkbox"/> | <input type="checkbox"/> <input type="checkbox"/> <input type="checkbox"/> | <input type="checkbox"/> <input type="checkbox"/> <input type="checkbox"/> | <input type="checkbox"/> <input type="checkbox"/> <input type="checkbox"/> | | |
| | | | | | | | | | | |
| | | | | | | | | | | |
| | | | | | | | | | | |
| | | | | | | | | | | |
| RKU1 | | | | | | | | | | |
|  | Stack Chair with Glides <ul style="list-style-type: none">Ships fully assembled, packaged 1 chair per carton15" chair stacks 2 high18" chair stacks 3 high | Upholstered Seat | 15" | RKU200H15NB | <input type="checkbox"/> <input type="checkbox"/> <input type="checkbox"/> | <input type="checkbox"/> <input type="checkbox"/> <input type="checkbox"/> | <input type="checkbox"/> <input type="checkbox"/> <input type="checkbox"/> | <input type="checkbox"/> <input type="checkbox"/> <input type="checkbox"/> <input type="checkbox"/> <input type="checkbox"/> <input type="checkbox"/> | | |
| | | Upholstered Seat | 18" | RKU200H18NB | <input type="checkbox"/> <input type="checkbox"/> <input type="checkbox"/> | <input type="checkbox"/> <input type="checkbox"/> <input type="checkbox"/> | <input type="checkbox"/> <input type="checkbox"/> <input type="checkbox"/> | <input type="checkbox"/> <input type="checkbox"/> <input type="checkbox"/> <input type="checkbox"/> <input type="checkbox"/> <input type="checkbox"/> | | |
| | | | | | | | | | | |
| | | | | | | | | | | |
| | | | | | | | | | | |
| | | | | | | | | | | |
| RKU2 | | | | | | | | | | |
| | | | | A | B | C | D | E | F | |

HOW TO ORDER

Indicate the following information on order form:

- Quantity of each item.
- Model number, including options. See "How To Build a Model Number".
- Any special service required.

Note:

- The ☐ indicates that a choice is required.
- The absence of the ☐ indicates that no choice is required.
- Alpha-numeric characters in place of ☐ indicate that no other alternatives are available.

HOW TO BUILD A MODEL NUMBER

- A** Select basic model.
- B** Select fire retardant.
- | | |
|------------|-----------------------------|
| NFR | - Compliance to TB 117-2013 |
| FR | - Compliance to TB 133 |
- C** Select poly color.
Refer to the **Product Color Options** page in this price list.
- D** Select frame finish.
Refer to the **Product Color Options** page in this price list.
- E** Select glide option.
- | | |
|------------|------------------------|
| GFT | - Felt glides |
| GPL | - Nylon plastic glides |
| GSL | - Steel glides |
- F** Select upholstery grade/color.
Refer to [ki.com/fabrics](https://www.ki.com/fabrics)



Ruckus® Seating (Freight Excluded Pricing)

Stack Chair with Glides

| Approx. Packaged Weight | Freight Excluded Pricing Unupholstered | Freight Excluded Pricing Fabric Grade 1 & C.O.M. | Freight Excluded Pricing Fabric Grade 2 | Freight Excluded Pricing Fabric Grade 3 & Group 2V Vinyl | Freight Excluded Pricing C.O.V. | Freight Excluded Pricing Pallas Fabric Group P0 | Freight Excluded Pricing Pallas Fabric Group P1 | Freight Excluded Pricing Pallas Fabric Group P2 | Freight Excluded Pricing Pallas Fabric Group P3 | Freight Excluded Pricing Pallas Fabric Group P4 |
|-------------------------------|---|--|---|---|--|---|---|---|---|---|
| 34.0# | \$ 224 | | | | | | | | | |
| 35.0# | 227 | | | | | | | | | |
| | | | | | | | | | | |
| | | | | | | | | | | |
| | | | | | | | | | | |
| | | | | | | | | | | |
| | | | | | | | | | | |
| 36.5# | N/A | \$ 319 | \$ 328 | \$ 343 | \$ 319 | \$ 352 | \$ 399 | \$ 414 | \$ 433 | \$ 460 |
| 37.5# | N/A | 322 | 331 | 346 | 322 | 355 | 402 | 417 | 436 | 463 |
| | | | | | | | | | | |
| | | | | | | | | | | |
| | | | | | | | | | | |

UPHOLSTERY INFORMATION

C.O.M. Upholstery

C.O.M. requirement for 10 chairs or less with upholstered seat or upholstered seat and back is 3/4 yard per chair of 54" wide nondirectional fabric. For orders of 11 or more with upholstered seat and back and for complete information on ordering C.O.M. see "Ordering C.O.M., C.O.V. and C.O.L." section.

OPTIONS

California TB133 Fire Safety Code

The above seating products can be manufactured using the appropriate flame-retardant materials for compliance to California

Technical Bulletin 133. Add "FR" to end of model number.

Model=Polypropylene

Added Lead Time=none

Added List Price=\$20

Model=Upholstered Seat Only

Added Lead Time=none

Added List Price=\$31

SPECIAL SERVICES

Special Carton Marking

With specially marked information N/C



Shipping

Ships **assembled, FOB Green Bay, WI 54302, freight excluded.** Freight class 125.

Specifications and prices are subject to change without prior notice.

Ruckus® Seating (Freight Excluded Pricing)

Stack Chair with Glides

| | | | | MODEL NUMBER | | | | | | | |
|---|--|------------------|-----|--------------|--|--|---|---|---|------------------|--|
| | | | | Basic Model | Fire Code | Poly Color | Frame Color | Bookbag Rack Color | Glide Option | Upholstery Color | |
|  | Stack Chair with Glides and Bookbag Rack <ul style="list-style-type: none">Ships fully assembled, packaged 1 chair per carton15" chair stacks 3 high18" chair stacks 4 high | Polypropylene | 15" | RKU100H15BR | <input type="checkbox"/> <input type="checkbox"/> <input type="checkbox"/> | <input type="checkbox"/> <input type="checkbox"/> <input type="checkbox"/> | <input type="checkbox"/> <input type="checkbox"/> | <input type="checkbox"/> <input type="checkbox"/> <input type="checkbox"/> <input type="checkbox"/> | <input type="checkbox"/> <input type="checkbox"/> <input type="checkbox"/> | | |
| | | Polypropylene | 18" | RKU100H18BR | <input type="checkbox"/> <input type="checkbox"/> <input type="checkbox"/> | <input type="checkbox"/> <input type="checkbox"/> <input type="checkbox"/> | <input type="checkbox"/> <input type="checkbox"/> | <input type="checkbox"/> <input type="checkbox"/> <input type="checkbox"/> <input type="checkbox"/> | <input type="checkbox"/> <input type="checkbox"/> <input type="checkbox"/> | | |
| | | | | | | | | | | | |
| | | | | | | | | | | | |
| | | | | | | | | | | | |
| | | | | | | | | | | | |
| RKU1 | | | | | | | | | | | |
|  | Stack Chair with Glides and Bookbag Rack <ul style="list-style-type: none">Ships fully assembled, packaged 1 chair per carton15" chair stacks 2 high18" chair stacks 3 high | Upholstered Seat | 15" | RKU200H15BR | <input type="checkbox"/> <input type="checkbox"/> <input type="checkbox"/> | <input type="checkbox"/> <input type="checkbox"/> <input type="checkbox"/> | <input type="checkbox"/> <input type="checkbox"/> | <input type="checkbox"/> <input type="checkbox"/> <input type="checkbox"/> <input type="checkbox"/> | <input type="checkbox"/> <input type="checkbox"/> <input type="checkbox"/> <input type="checkbox"/> <input type="checkbox"/> <input type="checkbox"/> | | |
| | | Upholstered Seat | 18" | RKU200H18BR | <input type="checkbox"/> <input type="checkbox"/> <input type="checkbox"/> | <input type="checkbox"/> <input type="checkbox"/> <input type="checkbox"/> | <input type="checkbox"/> <input type="checkbox"/> | <input type="checkbox"/> <input type="checkbox"/> <input type="checkbox"/> <input type="checkbox"/> | <input type="checkbox"/> <input type="checkbox"/> <input type="checkbox"/> <input type="checkbox"/> <input type="checkbox"/> <input type="checkbox"/> | | |
| | | | | | | | | | | | |
| | | | | | | | | | | | |
| | | | | | | | | | | | |
| | | | | | | | | | | | |
| RKU2 | | | | | | | | | | | |
| | | | | A | B | C | D | E | F | G | |

HOW TO ORDER

Indicate the following information on order form:

- Quantity of each item.
- Model number, including options. See "How To Build a Model Number".
- Any special service required.

Note:

- The ☐ indicates that a choice is required.
- The absence of the ☐ indicates that no choice is required.
- Alpha-numeric characters in place of ☐ indicate that no other alternatives are available.

HOW TO BUILD A MODEL NUMBER

- A** Select basic model.
- B** Select fire retardant.
NFR - Compliance to TB 117-2013
FR - Compliance to TB 133
- C** Select poly color.
Refer to the **Product Color Options** page in this price list.
- D** Select frame finish.
Refer to the **Product Color Options** page in this price list.
- E** Select bookbag rack color.
Refer to the **Product Color Options** page in this price list.
- F** Select glide option.
GFT - Felt glides
GPL - Nylon plastic glides
GSL - Steel glides

G Select upholstery grade/color.
Refer to [ki.com/fabrics](https://www.ki.com/fabrics)



Ruckus® Seating (Freight Excluded Pricing)

Stack Chair with Glides

| Approx. Packaged Weight | Freight Excluded Pricing Unupholstered | Freight Excluded Pricing Fabric Grade 1 & C.O.M. | Freight Excluded Pricing Fabric Grade 2 | Freight Excluded Pricing Fabric Grade 3 & Group 2V Vinyl | Freight Excluded Pricing C.O.V. | Freight Excluded Pricing Pallas Fabric Group P0 | Freight Excluded Pricing Pallas Fabric Group P1 | Freight Excluded Pricing Pallas Fabric Group P2 | Freight Excluded Pricing Pallas Fabric Group P3 | Freight Excluded Pricing Pallas Fabric Group P4 |
|-------------------------------|---|--|---|---|--|---|---|---|---|---|
| 37.0# | \$ 272 | | | | | | | | | |
| 38.0# | 276 | | | | | | | | | |
| | | | | | | | | | | |
| | | | | | | | | | | |
| | | | | | | | | | | |
| | | | | | | | | | | |
| 39.5# | N/A | \$ 368 | \$ 376 | \$ 392 | \$ 368 | \$ 400 | \$ 448 | \$ 463 | \$ 482 | \$ 509 |
| 40.5# | N/A | 371 | 380 | 395 | 371 | 404 | 451 | 466 | 485 | 512 |
| | | | | | | | | | | |
| | | | | | | | | | | |
| | | | | | | | | | | |
| | | | | | | | | | | |

UPHOLSTERY INFORMATION

C.O.M. Upholstery

C.O.M. requirement for 10 chairs or less with upholstered seat or upholstered seat and back is 3/4 yard per chair of 54" wide nondirectional fabric. For orders of 11 or more with upholstered seat and back and for complete information on ordering C.O.M. see "Ordering C.O.M., C.O.V. and C.O.L." section.

OPTIONS

California TB133 Fire Safety Code

The above seating products can be manufactured using the appropriate flame-retardant materials for compliance to California

Technical Bulletin 133. Add "FR" to end of model number.

Model=Polypropylene

Added Lead Time=none

Added List Price=\$20

Model=Upholstered Seat Only

Added Lead Time=none

Added List Price=\$31

SPECIAL SERVICES

Special Carton Marking

With specially marked information N/C



Shipping

Ships **assembled, FOB Green Bay, WI 54302, freight excluded.** Freight class 125.

Specifications and prices are subject to change without prior notice.

Ruckus® Seating (Freight Excluded Pricing)

Stack Chair with Casters

| | | | | MODEL NUMBER | | | | | | |
|---|--|------------------|-----|--------------|--|--|--|---|------------------|--|
| | | | | Basic Model | Fire Code | Poly Color | Frame Color | Caster Type | Upholstery Color | |
|  | Stack Chair with Casters <ul style="list-style-type: none">Ships fully assembled, packaged 1 chair per carton15" chair stacks 3 high18" chair stacks 4 high | Polypropylene | 15" | RKV100H15NB | <input type="checkbox"/> <input type="checkbox"/> <input type="checkbox"/> | <input type="checkbox"/> <input type="checkbox"/> <input type="checkbox"/> | <input type="checkbox"/> <input type="checkbox"/> <input type="checkbox"/> | | | |
| | | Polypropylene | 18" | RKV100H18NB | <input type="checkbox"/> <input type="checkbox"/> <input type="checkbox"/> | <input type="checkbox"/> <input type="checkbox"/> <input type="checkbox"/> | <input type="checkbox"/> <input type="checkbox"/> <input type="checkbox"/> | | | |
| | | | | | | | | | | |
| | | | | | | | | | | |
| | | | | | | | | | | |
| | | | | | | | | | | |
| RKV1 | | | | | | | | | | |
|  | Stack Chair with Casters <ul style="list-style-type: none">Ships fully assembled, packaged 1 chair per carton15" chair stacks 2 high18" chair stacks 3 high | Upholstered Seat | 15" | RKV200H15NB | <input type="checkbox"/> <input type="checkbox"/> <input type="checkbox"/> | <input type="checkbox"/> <input type="checkbox"/> <input type="checkbox"/> | <input type="checkbox"/> <input type="checkbox"/> <input type="checkbox"/> | <input type="checkbox"/> <input type="checkbox"/> <input type="checkbox"/> <input type="checkbox"/> | | |
| | | Upholstered Seat | 18" | RKV200H18NB | <input type="checkbox"/> <input type="checkbox"/> <input type="checkbox"/> | <input type="checkbox"/> <input type="checkbox"/> <input type="checkbox"/> | <input type="checkbox"/> <input type="checkbox"/> <input type="checkbox"/> | <input type="checkbox"/> <input type="checkbox"/> <input type="checkbox"/> <input type="checkbox"/> | | |
| | | | | | | | | | | |
| | | | | | | | | | | |
| | | | | | | | | | | |
| | | | | | | | | | | |
| RKV2 | | | | | | | | | | |
| <div><div>A</div><div>B</div><div>C</div><div>D</div><div>E</div><div>F</div></div> | | | | | | | | | | |

HOW TO ORDER

Indicate the following information on order form:

- Quantity of each item.
- Model number, including options. See "How To Build a Model Number".
- Any special service required.

Note:

- The ☐ indicates that a choice is required.
- The absence of the ☐ indicates that no choice is required.
- Alpha-numeric characters in place of ☐ indicate that no other alternatives are available.

HOW TO BUILD A MODEL NUMBER

- A

Select basic model.
- B

Select fire retardant.

NFR

- Compliance to TB 117-2013

FR

- Compliance to TB 133
- C

Select poly color.

Refer to the **Product Color Options** page in this price list.
- D

Select frame finish.

Refer to the **Product Color Options** page in this price list.
- E

Select caster type.

CHC

- Hard floor casters

CCC

- Carpet casters
- F

Select upholstery grade/color.

Refer to [ki.com/fabrics](https://www.ki.com/fabrics)



Ruckus® Seating (Freight Excluded Pricing)

Stack Chair with Casters

| Approx. Packaged Weight | Freight Excluded Pricing Unupholstered | Freight Excluded Pricing Fabric Grade 1 & C.O.M. | Freight Excluded Pricing Fabric Grade 2 | Freight Excluded Pricing Fabric Grade 3 & Group 2V Vinyl | Freight Excluded Pricing C.O.V. | Freight Excluded Pricing Pallas Fabric Group P0 | Freight Excluded Pricing Pallas Fabric Group P1 | Freight Excluded Pricing Pallas Fabric Group P2 | Freight Excluded Pricing Pallas Fabric Group P3 | Freight Excluded Pricing Pallas Fabric Group P4 |
|-------------------------------|---|--|---|---|--|---|---|---|---|---|
| 34.5# | \$ 235 | | | | | | | | | |
| 35.5# | 238 | | | | | | | | | |
| | | | | | | | | | | |
| | | | | | | | | | | |
| | | | | | | | | | | |
| | | | | | | | | | | |
| | | | | | | | | | | |
| 37.0# | N/A | \$ 331 | \$ 339 | \$ 355 | \$ 331 | \$ 363 | \$ 411 | \$ 425 | \$ 444 | \$ 471 |
| 38.0# | N/A | 334 | 342 | 358 | 334 | 366 | 414 | 428 | 447 | 474 |
| | | | | | | | | | | |
| | | | | | | | | | | |
| | | | | | | | | | | |
| | | | | | | | | | | |

UPHOLSTERY INFORMATION

C.O.M. Upholstery

C.O.M. requirement for 10 chairs or less with upholstered seat or upholstered seat and back is 3/4 yard per chair of 54" wide nondirectional fabric. For orders of 11 or more with upholstered seat and back and for complete information on ordering C.O.M. see "Ordering C.O.M., C.O.V. and C.O.L." section.

OPTIONS

California TB133 Fire Safety Code

The above seating products can be manufactured using the appropriate flame-retardant materials for compliance to California

Technical Bulletin 133. Add "FR" to end of model number.

Model=Polypropylene

Added Lead Time=none

Added List Price=\$20

Model=Upholstered Seat Only

Added Lead Time=none

Added List Price=\$31

SPECIAL SERVICES

Special Carton Marking

With specially marked information N/C

Shipping

Ships **assembled, FOB Green Bay, WI 54302, freight excluded.** Freight class 125.

Specifications and prices are subject to change without prior notice.

- A** Select basic model.
- B** Select fire retardant.
- | | |
|------------|-----------------------------|
| NFR | - Compliance to TB 117-2013 |
| FR | - Compliance to TB 133 |
- C** Select poly color.
- Refer to the **Product Color Options** page in this price list.
- D** Select frame finish.
- Refer to the **Product Color Options** page in this price list.
- E** Select backpack rack color.
- Refer to the **Product Color Options** page in this price list.
- F** Select caster type.
- | | |
|------------|----------------------|
| CHC | - Hard floor casters |
| CCC | - Carpet casters |
- G** Select upholstery grade/color.



Ruckus® Seating (Freight Excluded Pricing)

Stack Chair with Casters

| Approx. Packaged Weight | Freight Excluded Pricing Unupholstered | Freight Excluded Pricing Fabric Grade 1 & C.O.M. | Freight Excluded Pricing Fabric Grade 2 | Freight Excluded Pricing Fabric Grade 3 & Group 2V Vinyl | Freight Excluded Pricing C.O.V. | Freight Excluded Pricing Pallas Fabric Group P0 | Freight Excluded Pricing Pallas Fabric Group P1 | Freight Excluded Pricing Pallas Fabric Group P2 | Freight Excluded Pricing Pallas Fabric Group P3 | Freight Excluded Pricing Pallas Fabric Group P4 |
|-------------------------------|---|--|---|---|--|---|---|---|---|---|
| 37.5# | \$ 284 | | | | | | | | | |
| 38.5# | 287 | | | | | | | | | |
| | | | | | | | | | | |
| | | | | | | | | | | |
| | | | | | | | | | | |
| | | | | | | | | | | |
| 40.0# | N/A | \$ 380 | \$ 388 | \$ 404 | \$ 380 | \$ 412 | \$ 460 | \$ 474 | \$ 493 | \$ 520 |
| 41.0# | N/A | 383 | 391 | 407 | 383 | 415 | 463 | 477 | 496 | 523 |
| | | | | | | | | | | |
| | | | | | | | | | | |
| | | | | | | | | | | |
| | | | | | | | | | | |

UPHOLSTERY INFORMATION

C.O.M. Upholstery

C.O.M. requirement for 10 chairs or less with upholstered seat or upholstered seat and back is 3/4 yard per chair of 54" wide nondirectional fabric. For orders of 11 or more with upholstered seat and back and for complete information on ordering C.O.M. see "Ordering C.O.M., C.O.V. and C.O.L." section.

OPTIONS

California TB133 Fire Safety Code

The above seating products can be manufactured using the appropriate flame-retardant materials for compliance to California

Technical Bulletin 133. Add "FR" to end of model number.

Model=Polypropylene

Added Lead Time=none

Added List Price=\$20

Model=Upholstered Seat Only

Added Lead Time=none

Added List Price=\$31

SPECIAL SERVICES

Special Carton Marking

With specially marked information N/C



Shipping

Ships **assembled, FOB Green Bay, WI 54302, freight excluded.** Freight class 125.

Specifications and prices are subject to change without prior notice.

Ruckus® Seating (Freight Excluded Pricing)

Stools

| | | | | MODEL NUMBER | | | | | | |
|---|---|------------------|-----|--------------|--|--|---|--|---|--|
| | | | | Basic Model | Fire Code | Poly Color | Frame Color | Glide Option | Upholstery Color | |
|  | Stool No Bookbag Rack <ul style="list-style-type: none">• Casters not available on stool models• Ships fully assembled, packaged 1 chair per carton• Stacks 3 high | Polypropylene | 24" | RK4100H24NB | <input type="checkbox"/> <input type="checkbox"/> <input type="checkbox"/> | <input type="checkbox"/> <input type="checkbox"/> <input type="checkbox"/> | <input type="checkbox"/> <input type="checkbox"/> | <input type="checkbox"/> <input type="checkbox"/> <input type="checkbox"/> | | |
| | | Polypropylene | 30" | RK4100H30NB | <input type="checkbox"/> <input type="checkbox"/> <input type="checkbox"/> | <input type="checkbox"/> <input type="checkbox"/> <input type="checkbox"/> | <input type="checkbox"/> <input type="checkbox"/> | <input type="checkbox"/> <input type="checkbox"/> <input type="checkbox"/> | | |
| | | | | | | | | | | |
| | | | | | | | | | | |
| | | | | | | | | | | |
| RK41 | | | | | | | | | | |
|  | Stool No Bookbag Rack <ul style="list-style-type: none">• Casters not available on stool models• Ships fully assembled, packaged 1 chair per carton• Stacks 3 high | Upholstered Seat | 24" | RK4200H24NB | <input type="checkbox"/> <input type="checkbox"/> <input type="checkbox"/> | <input type="checkbox"/> <input type="checkbox"/> <input type="checkbox"/> | <input type="checkbox"/> <input type="checkbox"/> | <input type="checkbox"/> <input type="checkbox"/> <input type="checkbox"/> | <input type="checkbox"/> <input type="checkbox"/> <input type="checkbox"/> <input type="checkbox"/> <input type="checkbox"/> <input type="checkbox"/> | |
| | | Upholstered Seat | 30" | RK4200H30NB | <input type="checkbox"/> <input type="checkbox"/> <input type="checkbox"/> | <input type="checkbox"/> <input type="checkbox"/> <input type="checkbox"/> | <input type="checkbox"/> <input type="checkbox"/> | <input type="checkbox"/> <input type="checkbox"/> <input type="checkbox"/> | <input type="checkbox"/> <input type="checkbox"/> <input type="checkbox"/> <input type="checkbox"/> <input type="checkbox"/> <input type="checkbox"/> | |
| | | | | | | | | | | |
| | | | | | | | | | | |
| | | | | | | | | | | |
| RK42 | | | | | | | | | | |
| | | | | A | B | C | D | E | F | |

HOW TO ORDER

Indicate the following information on order form:

1. Quantity of each item.
2. Model number, including options. See "How To Build a Model Number".
3. Any special service required.

Note:

- The ☐ indicates that a choice is required.
- The absence of the ☐ indicates that no choice is required.
- Alpha-numeric characters in place of ☐ indicate that no other alternatives are available.

HOW TO BUILD A MODEL NUMBER

- A** Select basic model.
- B** Select fire retardant.
- | | |
|------------|-----------------------------|
| NFR | - Compliance to TB 117-2013 |
| FR | - Compliance to TB 133 |
- C** Select poly color.
Refer to the **Product Color Options** page in this price list.
- D** Select frame finish.
Refer to the **Product Color Options** page in this price list.
- E** Select glide option.
- | | |
|------------|------------------------|
| GFT | - Felt glides |
| GPL | - Nylon plastic glides |
| GSL | - Steel glides |
- F** Select upholstery grade/color.
Refer to [ki.com/fabrics](https://www.ki.com/fabrics)



SPECIAL SERVICES

Special Carton Marking

Specifications and prices are subject to change without prior notice.

Ruckus® Seating (Freight Excluded Pricing)

Stools

| | | | | MODEL NUMBER | | | | | | | | |
|---|---|------------------|-----|--------------|--|--|--------------------------|---|--|---|--|--|
| | | | | Basic Model | Fire Code | Poly Color | Frame Color | Bookbag Rack Color | Glide Option | Upholstery Color | | |
|  | Stool with Bookbag Rack <ul style="list-style-type: none">• Casters not available on stool models• Ships fully assembled, packaged 1 chair per carton• Stacks 3 high | Polypropylene | 24" | RK4100H24BR | <input type="checkbox"/> <input type="checkbox"/> <input type="checkbox"/> | <input type="checkbox"/> <input type="checkbox"/> <input type="checkbox"/> | <input type="checkbox"/> | <input type="checkbox"/> <input type="checkbox"/> <input type="checkbox"/> <input type="checkbox"/> | <input type="checkbox"/> <input type="checkbox"/> <input type="checkbox"/> | | | |
| | | Polypropylene | 30" | RK4100H30BR | <input type="checkbox"/> <input type="checkbox"/> <input type="checkbox"/> | <input type="checkbox"/> <input type="checkbox"/> <input type="checkbox"/> | <input type="checkbox"/> | <input type="checkbox"/> <input type="checkbox"/> <input type="checkbox"/> <input type="checkbox"/> | <input type="checkbox"/> <input type="checkbox"/> <input type="checkbox"/> | | | |
| | | | | | | | | | | | | |
| | | | | | | | | | | | | |
| | | | | | | | | | | | | |
| RK41 | | | | | | | | | | | | |
|  | Stool with Bookbag Rack <ul style="list-style-type: none">• Casters not available on stool models• Ships fully assembled, packaged 1 chair per carton• Stacks 3 high | Upholstered Seat | 24" | RK4200H24BR | <input type="checkbox"/> <input type="checkbox"/> <input type="checkbox"/> | <input type="checkbox"/> <input type="checkbox"/> <input type="checkbox"/> | <input type="checkbox"/> | <input type="checkbox"/> <input type="checkbox"/> <input type="checkbox"/> <input type="checkbox"/> | <input type="checkbox"/> <input type="checkbox"/> <input type="checkbox"/> | <input type="checkbox"/> <input type="checkbox"/> <input type="checkbox"/> <input type="checkbox"/> | | |
| | | Upholstered Seat | 30" | RK4200H30BR | <input type="checkbox"/> <input type="checkbox"/> <input type="checkbox"/> | <input type="checkbox"/> <input type="checkbox"/> <input type="checkbox"/> | <input type="checkbox"/> | <input type="checkbox"/> <input type="checkbox"/> <input type="checkbox"/> <input type="checkbox"/> | <input type="checkbox"/> <input type="checkbox"/> <input type="checkbox"/> | <input type="checkbox"/> <input type="checkbox"/> <input type="checkbox"/> <input type="checkbox"/> | | |
| | | | | | | | | | | | | |
| | | | | | | | | | | | | |
| | | | | | | | | | | | | |
| RK42 | | | | | | | | | | | | |
| | | | | A | B | C | D | E | F | G | | |

HOW TO ORDER

Indicate the following information on order form:

1. Quantity of each item.
2. Model number, including options. See "How To Build a Model Number".
3. Any special service required.

Note:

- The ☐ indicates that a choice is required.
- The absence of the ☐ indicates that no choice is required.
- Alpha-numeric characters in place of ☐ indicate that no other alternatives are available.

HOW TO BUILD A MODEL NUMBER

- A** Select basic model.
- B** Select fire retardant.
NFR - Compliance to TB 117-2013
FR - Compliance to TB 133
- C** Select poly color.
Refer to the **Product Color Options** page in this price list.
- D** Select frame finish.
Refer to the **Product Color Options** page in this price list.
- E** Select bookbag rack color.
Refer to the **Product Color Options** page in this price list.
- F** Select glide option.
GFT - Felt glides
GPL - Nylon plastic glides
GSL - Steel glides

G Select upholstery grade/color.
Refer to [ki.com/fabrics](https://www.ki.com/fabrics)



Ruckus® Seating (Freight Excluded Pricing)

Stools

| Approx. Packaged Weight | Freight Excluded Pricing Unupholstered | Freight Excluded Pricing Fabric Grade 1 & C.O.M. | Freight Excluded Pricing Fabric Grade 2 | Freight Excluded Pricing Fabric Grade 3 & Group 2V Vinyl | Freight Excluded Pricing C.O.V. | Freight Excluded Pricing Pallas Fabric Group P0 | Freight Excluded Pricing Pallas Fabric Group P1 | Freight Excluded Pricing Pallas Fabric Group P2 | Freight Excluded Pricing Pallas Fabric Group P3 | Freight Excluded Pricing Pallas Fabric Group P4 |
|-------------------------------|---|--|---|---|--|---|---|---|---|---|
| 45.0# | \$ 333 | | | | | | | | | |
| 46.0# | 343 | | | | | | | | | |
| | | | | | | | | | | |
| | | | | | | | | | | |
| | | | | | | | | | | |
| | | | | | | | | | | |
| | | | | | | | | | | |
| | | | | | | | | | | |
| 47.5# | N/A | \$ 435 | \$ 443 | \$ 460 | \$ 435 | \$ 469 | \$ 519 | \$ 535 | \$ 554 | \$ 583 |
| 48.5# | N/A | 444 | 453 | 470 | 444 | 479 | 529 | 545 | 564 | 593 |
| | | | | | | | | | | |
| | | | | | | | | | | |
| | | | | | | | | | | |
| | | | | | | | | | | |
| | | | | | | | | | | |

UPHOLSTERY INFORMATION

C.O.M. Upholstery

C.O.M. requirement for 10 chairs or less with upholstered seat or upholstered seat and back is 3/4 yard per chair of 54" wide nondirectional fabric. For orders of 11 or more with upholstered seat and back and for complete information on ordering C.O.M. see "Ordering C.O.M., C.O.V. and C.O.L." section.

OPTIONS

California TB133 Fire Safety Code

The above seating products can be manufactured using the appropriate flame-retardant materials for compliance to California

Technical Bulletin 133. Add "FR" to end of model number.

Model=Polypropylene

Added Lead Time=none

Added List Price=\$20

Model=Upholstered Seat Only

Added Lead Time=none

Added List Price=\$31

SPECIAL SERVICES

Special Carton Marking

With specially marked information N/C



Shipping

Ships **assembled, FOB Green Bay, WI 54302, freight excluded.** Freight class 250.

Specifications and prices are subject to change without prior notice.

Ruckus® Seating (Freight Excluded Pricing)

Task Chair

| | MODEL | Features | MODEL NUMBER | | | | | | Approx. Packaged Weight |
|---|---|------------------|----------------|--|--|--------------------------|--|--|-------------------------------|
| | | | Basic Model | Fire Code | Poly Color | Frame Color | Caster Type | Upholstery Color | |
|  RK51 | Task Chair • Ships KD, packaged 1 chair per carton • Utilizes 28" 5-blade base | Polypropylene | RK5100 | <input type="checkbox"/> <input type="checkbox"/> <input type="checkbox"/> | <input type="checkbox"/> <input type="checkbox"/> <input type="checkbox"/> | <input type="checkbox"/> | <input type="checkbox"/> <input type="checkbox"/> <input type="checkbox"/> | | 36.0# |
| | | | | | | | | | |
| | | | | | | | | | |
| | | | | | | | | | |
| | | | | | | | | | |
|  RK52 | Task Chair • Ships KD, packaged 1 chair per carton • Utilizes 28" 5-blade base | Upholstered Seat | RK5200 | <input type="checkbox"/> <input type="checkbox"/> <input type="checkbox"/> | <input type="checkbox"/> <input type="checkbox"/> <input type="checkbox"/> | <input type="checkbox"/> | <input type="checkbox"/> <input type="checkbox"/> <input type="checkbox"/> | <input type="checkbox"/> <input type="checkbox"/> <input type="checkbox"/> <input type="checkbox"/> <input type="checkbox"/> | 38.5# |
| | | | | | | | | | |
| | | | | | | | | | |
| | | | | | | | | | |
| | | | | | | | | | |

A

B

C

D

E

F

HOW TO ORDER

Indicate the following information on order form:

1. Quantity of each item.
2. Model number, including options. See "How To Build a Model Number".
3. Any special service required.

Note: • The ☐ indicates that a choice is required.

- The absence of the ☐ indicates that no choice is required.
- Alpha-numeric characters in place of ☐ indicate that no other alternatives are available.

HOW TO BUILD A MODEL NUMBER

A Select basic model.

B Select fire retardant.

NFR - Compliance to TB 117-2013
FR - Compliance to TB 133

C Select poly color.

Refer to the **Product Color Options** page in this price list.

D Select frame color.

Refer to the **Product Color Options** page in this price list.

E Select caster or glide type.

CHC - Hard floor casters
CCC - Carpet casters
GBG - Bell glide

F Select upholstery grade/color.

Refer to ki.com/fabrics



Ruckus® Seating (Freight Excluded Pricing)

Task Chair

| Freight Excluded Pricing Unupholstered | Freight Excluded Pricing Fabric Grade 1 & C.O.M. | Freight Excluded Pricing Fabric Grade 2 | Freight Excluded Pricing Fabric Grade 3 & Group 2V Vinyl | Freight Excluded Pricing C.O.V. | Freight Excluded Pricing Pallas Fabric Group P0 | Freight Excluded Pricing Pallas Fabric Group P1 | Freight Excluded Pricing Pallas Fabric Group P2 | Freight Excluded Pricing Pallas Fabric Group P3 | Freight Excluded Pricing Pallas Fabric Group P4 |
|---|--|---|---|--|---|---|---|---|---|
| \$ 285 | | | | | | | | | |

| | | | | | | | | | |
|-----|--------|--------|--------|--------|--------|--------|--------|--------|--------|
| N/A | \$ 381 | \$ 389 | \$ 405 | \$ 381 | \$ 413 | \$ 461 | \$ 475 | \$ 494 | \$ 521 |
|-----|--------|--------|--------|--------|--------|--------|--------|--------|--------|

UPHOLSTERY INFORMATION

C.O.M. Upholstery

C.O.M. requirement for 10 chairs or less with upholstered seat or upholstered seat and back is 3/4 yard per chair of 54" wide nondirectional fabric. For orders of 11 or more with upholstered seat and back and for complete information on ordering C.O.M. see "Ordering C.O.M., C.O.V. and C.O.L." section.

OPTIONS

California TB133 Fire Safety Code

The above seating products can be manufactured using the appropriate flame-retardant materials for compliance to California Technical Bulletin 133. Add "FR" to end of model number.

Model=Polypropylene
Added Lead Time=none
Added List Price=\$20
Model=Upholstered Seat Only
Added Lead Time=none
Added List Price=\$31

SPECIAL SERVICES

Special Carton Marking

With specially marked information N/C

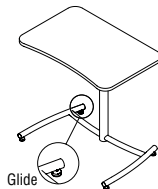
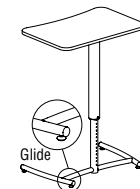
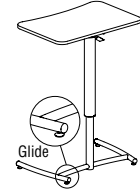
Shipping

Ships **assembled, FOB Green Bay, WI 54302, freight excluded.** Freight class 250.

Specifications and prices are subject to change without prior notice.

Ruckus® Desking (Freight Excluded Pricing)

Desk

| | | | MODEL NUMBER | | | | | | | |
|--|--|-----------------------|--------------|---|---|---|---|---|---|--|
| MODEL | Features | | Basic Model | Storage Accessories | Base | Top Color | Edge Color | Base Color | Book Basket Color | |
|  RU420 | Fixed Height - Glide Base <ul style="list-style-type: none">Laminate curved front only20" x 30" worksurfaceShips fully assembled, packaged 1 desk per carton | 26" High | RU4207 | <input type="checkbox"/> <input type="checkbox"/> <input type="checkbox"/> <input type="checkbox"/> | <input type="checkbox"/> <input type="checkbox"/> | <input type="checkbox"/> <input type="checkbox"/> | <input type="checkbox"/> <input type="checkbox"/> | <input type="checkbox"/> <input type="checkbox"/> | <input type="checkbox"/> <input type="checkbox"/> <input type="checkbox"/> <input type="checkbox"/> | |
| | | 29" High | RU4201 | <input type="checkbox"/> <input type="checkbox"/> <input type="checkbox"/> <input type="checkbox"/> | <input type="checkbox"/> <input type="checkbox"/> | <input type="checkbox"/> <input type="checkbox"/> | <input type="checkbox"/> <input type="checkbox"/> | <input type="checkbox"/> <input type="checkbox"/> | <input type="checkbox"/> <input type="checkbox"/> <input type="checkbox"/> <input type="checkbox"/> | |
| | | | | | | | | | | |
| | | | | | | | | | | |
| | | | | | | | | | | |
|  RUD20 | Set Screw Adjustable - Glide Base <ul style="list-style-type: none">Facilities staff adjusted (tool required)Laminate curved front only20" x 30" worksurfaceShips fully assembled, packaged 1 desk per carton27-1/4" - 41-1/2" height range (1" increments)When chrome is selected the lower frame will be chrome and the upper column assembly will be starlight silver | Set Screw Height Adj. | RUD20A | <input type="checkbox"/> <input type="checkbox"/> <input type="checkbox"/> <input type="checkbox"/> | <input type="checkbox"/> <input type="checkbox"/> | <input type="checkbox"/> <input type="checkbox"/> | <input type="checkbox"/> <input type="checkbox"/> | <input type="checkbox"/> <input type="checkbox"/> | <input type="checkbox"/> <input type="checkbox"/> <input type="checkbox"/> <input type="checkbox"/> | |
| | | | | | | | | | | |
| | | | | | | | | | | |
| | | | | | | | | | | |
| | | | | | | | | | | |
|  RUY20 | Pneumatic Adjustable - Glide Base <ul style="list-style-type: none">User adjustedLaminate curved front only20" x 30" worksurfaceShips fully assembled, packaged 1 desk per carton27-1/4" - 41-1/2" height rangeWhen chrome is selected the lower frame will be chrome and the upper column assembly will be starlight silver | Pneumatic Height Adj | RUY20E | <input type="checkbox"/> <input type="checkbox"/> <input type="checkbox"/> <input type="checkbox"/> | <input type="checkbox"/> <input type="checkbox"/> | <input type="checkbox"/> <input type="checkbox"/> | <input type="checkbox"/> <input type="checkbox"/> | <input type="checkbox"/> <input type="checkbox"/> | <input type="checkbox"/> <input type="checkbox"/> <input type="checkbox"/> <input type="checkbox"/> | |
| | | | | | | | | | | |
| | | | | | | | | | | |
| | | | | | | | | | | |
| | | | | | | | | | | |
| | | | A | B | C | D | E | F | G | |

HOW TO ORDER

Indicate the following information on order form:

- Quantity of each item.
- Model number, including options. See "How To Build a Model Number".
- Any special service required.

Note: • The ☐ indicates that a choice is required.

- The absence of the ☐ indicates that no choice is required.
- Alpha-numeric characters in place of ☐ indicate that no other alternatives are available.

HOW TO BUILD A MODEL NUMBER

A Select basic model.

B Select storage/accessories.

NB - No book storage

BH - Book bag hook; add \$8

BR - Book basket; add \$49

CL - Swiveling cup holder - left side; add \$44

CR - Swiveling cup holder - right side; add \$44

BHCL - Bag hook - right side & cup holder - left side; add \$52

BHCR - Bag hook - left side & cup holder - right side; add \$52

BRCL - Book basket & cup holder - left side; add \$93

BRCR - Book basket & cup holder - right side; add \$93

C Select base option.

GFT - Felt glides

GPL - Nylon plastic glides

GSL - Steel glides

D Select top laminate surface.

Refer to the **Product Color Options** page in this price list.

E Select edge color.

Refer to the **Product Color Options** page in this price list.

F Select base color.

Refer to the **Product Color Options** page in this price list.

G Select book basket color.

Refer to the **Product Color Options** page in this price list.
When Book basket/rack & cup holder (BRCL or BRCR) is selected the cup holder is always starlight silver metallic.

FINISH INFORMATION

Additional Laminate Offering

Additional laminates beyond KI standard offering, are available with two weeks extended leadtime. To specify additional laminates, use these designators followed by the supplier's color/pattern code:

Formica - LF/supplier's color pattern code
Nevamar - LN/supplier's color pattern code
Wilsonart - LW/supplier's color pattern code

KI's standard finish is the supplier's recommended finish for that color/pattern. Note: Nonstandard laminates from these suppliers (example: textured laminates), require an upcharge and additional leadtime. Contact KI.

| Approx. Packaged Weight | Freight Excluded Pricing |
|-------------------------------|--------------------------------|
| 37.0# | \$ 389 |
| 39.0# | 393 |

| | | |
|-------|----|-----|
| 42.0# | \$ | 509 |
|-------|----|-----|

| | | |
|-------|----|-----|
| 42.0# | \$ | 639 |
|-------|----|-----|

Special Carton Marking

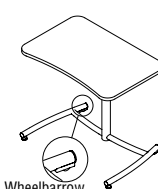
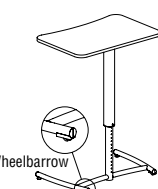

| | |
|-----------------------------------|-----|
| With specially marked information | N/C |
|-----------------------------------|-----|

**Ships assembled, FOB Green Bay, WI
54302, freight excluded. Freight class 125.**

Specifications and prices are subject to change without prior notice.

Ruckus® Desking (Freight Excluded Pricing)

Desk

| | | | MODEL NUMBER | | | | | | | |
|--|---|-----------------------|---------------------|--|--|--|--|--|----------|--|
| MODEL | Features | Basic Model | Storage Accessories | Base | Top Color | Edge Color | Base Color | Book Basket Color | | |
|  RU520 | Fixed Height - Rolling Base <ul style="list-style-type: none">Laminate curved front only20" x 30" worksurfaceShips fully assembled, packaged 1 desk per carton | 26" High 29" High | RU5207 RU5201 | <input type="checkbox"/> <input type="checkbox"/> <input type="checkbox"/> <input type="checkbox"/> <input type="checkbox"/> <input type="checkbox"/> <input type="checkbox"/> <input type="checkbox"/> | <input type="checkbox"/> <input type="checkbox"/> <input type="checkbox"/> <input type="checkbox"/> | <input type="checkbox"/> <input type="checkbox"/> <input type="checkbox"/> <input type="checkbox"/> | <input type="checkbox"/> <input type="checkbox"/> | <input type="checkbox"/> <input type="checkbox"/> <input type="checkbox"/> <input type="checkbox"/> <input type="checkbox"/> <input type="checkbox"/> <input type="checkbox"/> <input type="checkbox"/> | | |
| | | | | | | | | | | |
| | | | | | | | | | | |
| | | | | | | | | | | |
| | | | | | | | | | | |
|  RUE20 | Set Screw Adjustable - Rolling Base <ul style="list-style-type: none">Facilities staff adjusted (tool required)Laminate curved front only20" x 30" worksurfaceShips fully assembled, packaged 1 desk per carton27-1/4" - 41-1/2" height range (1" increments)When chrome is selected the lower frame will be chrome and the upper column assembly will be startlight silver | Set Screw Height Adj | RUE20A | <input type="checkbox"/> <input type="checkbox"/> <input type="checkbox"/> <input type="checkbox"/> <input type="checkbox"/> <input type="checkbox"/> <input type="checkbox"/> <input type="checkbox"/> | <input type="checkbox"/> <input type="checkbox"/> <input type="checkbox"/> <input type="checkbox"/> | <input type="checkbox"/> <input type="checkbox"/> <input type="checkbox"/> <input type="checkbox"/> | <input type="checkbox"/> <input type="checkbox"/> | <input type="checkbox"/> <input type="checkbox"/> <input type="checkbox"/> <input type="checkbox"/> <input type="checkbox"/> <input type="checkbox"/> <input type="checkbox"/> <input type="checkbox"/> | | |
| | | | | | | | | | | |
| | | | | | | | | | | |
| | | | | | | | | | | |
| | | | | | | | | | | |
|  RUZ20 | Pneumatic Adjustable - Rolling Base <ul style="list-style-type: none">User adjustedLaminate curved front only20" x 30" worksurfaceShips fully assembled, packaged 1 desk per carton27-1/4" - 41-1/2" height rangeWhen chrome is selected the lower frame will be chrome and the upper column assembly will be startlight silver | Pneumatic Height Adj. | RUZ20E | <input type="checkbox"/> <input type="checkbox"/> <input type="checkbox"/> <input type="checkbox"/> <input type="checkbox"/> <input type="checkbox"/> <input type="checkbox"/> <input type="checkbox"/> | <input type="checkbox"/> <input type="checkbox"/> <input type="checkbox"/> <input type="checkbox"/> | <input type="checkbox"/> <input type="checkbox"/> <input type="checkbox"/> <input type="checkbox"/> | <input type="checkbox"/> <input type="checkbox"/> | <input type="checkbox"/> <input type="checkbox"/> <input type="checkbox"/> <input type="checkbox"/> <input type="checkbox"/> <input type="checkbox"/> <input type="checkbox"/> <input type="checkbox"/> | | |
| | | | | | | | | | | |
| | | | | | | | | | | |
| | | | | | | | | | | |
| | | | | | | | | | | |
| | | | A | B | C | D | E | F | G | |

HOW TO ORDER

Indicate the following information on order form:

- Quantity of each item.
- Model number, including options. See "How To Build a Model Number".
- Any special service required.

Note: • The ☐ indicates that a choice is required.
• The absence of the ☐ indicates that no choice is required.
• Alpha-numeric characters in place of ☐ indicate that no other alternatives are available.

HOW TO BUILD A MODEL NUMBER

A Select basic model.

B Select storage/accessories.

- NB** - No book storage
- BH** - Book bag hook; add \$8
- BR** - Book basket; add \$49
- CL** - Swiveling cup holder - left side; add \$44
- CR** - Swiveling cup holder - right side; add \$44
- BRCL** - Bag hook - right side & cup holder - left side; add \$52
- BHCR** - Bag hook - left side & cup holder - right side; add \$52
- BRCL** - Book basket & cup holder - left side; add \$93
- BRCR** - Book basket & cup holder - right side; add \$93

C Select base option.

- RFT** - Wheelbarrow (rolling front, felt solo glides back)
- RPL** - Wheelbarrow (roller front, plastic glides back)

RSL - Wheelbarrow (rolling front, steel glides back)

D Select top laminate surface.

Refer to the **Product Color Options** page in this price list.

E Select edge color.

Refer to the **Product Color Options** page in this price list.

F Select base color.

Refer to the **Product Color Options** page in this price list.

G Select book basket color.

Refer to the **Product Color Options** page in this price list.
When Book basket/rack & cup holder (BRCL or BRCR) is selected the cup holder is always starlight silver metallic.

FINISH INFORMATION

Additional Laminate Offering

Additional laminates beyond KI standard offering, are available with two weeks extended leadtime. To specify additional laminates, use these designators followed by the supplier's color/pattern code:

Formica - LF/supplier's color pattern code
Nevamar - LN/supplier's color pattern code
Wilsonart - LW/supplier's color pattern code

KI's standard finish is the supplier's recommended finish for that color/pattern. Note: Nonstandard laminates from these suppliers (example: textured laminates), require an upcharge and additional leadtime. Contact KI.



Ruckus® Desking (Freight Excluded Pricing)

Desk

| Approx. Packaged Weight | Freight Excluded Pricing | |
|-------------------------------|--------------------------------|--|
| 37.0# | \$ 420 | |
| 39.0# | 424 | |
| | | |
| | | |
| | | |
| | | |
| | | |
| | | |
| 42.0# | \$ 531 | |
| | | |
| | | |
| | | |
| | | |
| | | |
| | | |
| | | |
| 42.0# | \$ 656 | |
| | | |
| | | |
| | | |
| | | |
| | | |

SPECIAL SERVICES

Special Carton Marking

With specially marked information N/C

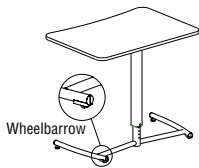
Shipping

Ships **assembled, FOB Green Bay, WI 54302, freight excluded.** Freight class 125.

Specifications and prices are subject to change without prior notice.

Ruckus® Desking (Freight Excluded Pricing)

ADA Desk

| MODEL | Features | MODEL NUMBER | | | | | | |
|---|---|-------------------------------------|---------------------|---|--|--|---|---|
| | | Basic Model | Storage Accessories | Base | Top Color | Edge Color | Base Color | Book Basket Color |
|  RUE50 | ADA Set Screw Adjustable Desk - Rolling Base | Set Screw Adjustable - Rolling Base | RUE50A | <input type="checkbox"/> <input type="checkbox"/> <input type="checkbox"/> <input type="checkbox"/> | <input type="checkbox"/> <input type="checkbox"/> <input type="checkbox"/> | <input type="checkbox"/> <input type="checkbox"/> <input type="checkbox"/> | <input type="checkbox"/> <input type="checkbox"/> | <input type="checkbox"/> <input type="checkbox"/> <input type="checkbox"/> <input type="checkbox"/> |
| | • Facilities staff adjusted (tool required) | | | | | | | |
| | • Laminate curved front only | | | | | | | |
| | • 25" x 36" laminate worksurface | | | | | | | |
| | • Ships fully assembled, packaged 1 desk per carton | | | | | | | |
| | • 27-1/4" - 31-1/4" height range (1" increments) | | | | | | | |
| | • When chrome is selected the lower frame will be chrome and the upper column assembly will be starlight silver | | | | | | | |
| | | | | | | | | |
| | | | | | | | | |
| | | | | | | | | |
| | | A | B | C | D | E | F | G |

HOW TO ORDER

Indicate the following information on order form:

- Quantity of each item.
- Model number, including options. See "How To Build a Model Number".
- Any special service required.

Note:

- The ☐ indicates that a choice is required.
- The absence of the ☐ indicates that no choice is required.
- Alpha-numeric characters in place of ☐ indicate that no other alternatives are available.

HOW TO BUILD A MODEL NUMBER

- A** Select basic model.
- B** Select storage/accessories.
- | | |
|-------------|--|
| NB | - No book storage |
| BH | - Book bag hook; add \$8 |
| BR | - Book basket; add \$49 |
| CL | - Swiveling cup holder - left side; add \$44 |
| CR | - Swiveling cup holder - right side; add \$44 |
| BHCL | - Bag hook - right side & cup holder - left side; add \$52 |
| BHCR | - Bag hook - left side & cup holder - right side; add \$52 |
| BRCL | - Book basket & cup holder - left side; add \$93 |
| BRCR | - Book basket & cup holder - right side; add \$93 |
- C** Select base option.
- | | |
|------------|---|
| RPL | - Wheelbarrow (roller front, plastic glides back) |
| RSL | - Wheelbarrow (rolling front, |

- | | |
|--------------------|--|
| steel glides back) | |
| RFT | - Wheelbarrow (rolling front, felt solo glides back) |
- D** Select top laminate surface. Refer to the **Product Color Options** page in this price list.
- E** Select edge color. Refer to the **Product Color Options** page in this price list.
- F** Select base color. Refer to the **Product Color Options** page in this price list.
- G** Select book basket color. Refer to the **Product Color Options** page in this price list. When Book basket/rack & cup holder (BRCL or BRCR) is selected the cup holder is always starlight silver metallic.

FINISH INFORMATION

Additional Laminate Offering
Additional laminates beyond KI standard offering, are available with two weeks extended leadtime. To specify additional laminates, use these designators followed by the supplier's color/pattern code:

Formica - LF/supplier's color pattern code
Nevamar - LN/supplier's color pattern code
Wilsonart - LW/supplier's color pattern code

KI's standard finish is the supplier's recommended finish for that color/pattern. Note: Nonstandard laminates from these suppliers (example: textured laminates), require an upcharge and additional leadtime. Contact KI.



Ruckus® Desking (Freight Excluded Pricing)

ADA Desk

| Approx. Packaged Weight | Freight Excluded Pricing |
|-------------------------------|--------------------------------|
| 64.0# | \$ 614 |
| | |
| | |
| | |
| | |
| | |
| | |

SPECIAL SERVICES

Special Carton Marking

With specially marked information N/C

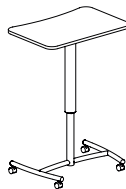
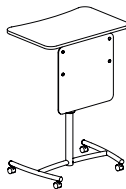
Shipping

Ships **assembled, FOB Green Bay, WI 54302, freight excluded.** Freight class 150.

Specifications and prices are subject to change without prior notice.

Ruckus® Desking (Freight Excluded Pricing)

Mobile Lectern

| | | MODEL NUMBER | | | | | | | | |
|--|---|--------------|---------------------|----------|-----------|------------|------------|-------------------|---------------------|-------|
| | | Basic Model | Storage Accessories | Base | Top Color | Edge Color | Base Color | Book Basket Color | Modesty Panel Color | |
|  RUW20 | Mobile Lectern <ul style="list-style-type: none">• 20" x 30" Laminate worksurface with curved front only• Ships fully assembled, packaged 1 lectern per carton• 28-3/4" to 42-3/4" height range• When chrome is selected the lower column assembly will be chrome and the upper column assembly will be starlight silver• Lectern is always on casters | RUW20E | □□□□ | □□□ | □□□ | □□□ | □□ | □□□□ | | 59.0# |
| | | | | | | | | | | |
| | | | | | | | | | | |
| | | | | | | | | | | |
| | | | | | | | | | | |
|  RUX20 | Mobile Lectern with Modesty Panel <ul style="list-style-type: none">• 20" x 30" Laminate worksurface with curved front only• Ships fully assembled, packaged 1 lectern per carton• 28-3/4" to 42-3/4" height range• When chrome is selected the lower frame will be chrome and the upper column assembly will be starlight silver• Lectern is always on casters• Includes acrylic modesty panel | RUX20E | □□□□ | □□□ | □□□ | □□□ | □□ | □□□□ | □□□ | 64.0# |
| | | | | | | | | | | |
| | | | | | | | | | | |
| | | | | | | | | | | |
| | | | | | | | | | | |
| | | A | B | C | D | E | F | G | H | |

HOW TO ORDER

Indicate the following information on order form:

1. Quantity of each item.
2. Model number, including options. See "How To Build a Model Number".
3. Any special service required.

Note:

- The □ indicates that a choice is required.
- The absence of the □ indicates that no choice is required.
- Alpha-numeric characters in place of □ indicate that no other alternatives are available.

HOW TO BUILD A MODEL NUMBER

A Select basic model.

B Select storage/accessories.

NB - No book storage

BH - Book bag hook; add \$8

BR - Book basket; add \$49

CL - Swiveling cup holder - left side; add \$44

CR - Swiveling cup holder - right side; add \$44

BHCL - Bag hook - right side & cup holder - left side; add \$52

BHCR - Bag hook - left side & cup holder - right side; add \$52

BRCL - Book basket & cup holder - left side; add \$93

BRCR - Book basket & cup holder - right side; add \$93

C Select base option.

CHC - Hard floor casters

CCC - Carpet casters

D Select top laminate surface.

Refer to the **Product Color Options** page in this price list.

E Select edge color.

Refer to the **Product Color Options** page in this price list.

F Select base color.

Refer to the **Product Color Options** page in this price list.

G Select book basket color.

Refer to the **Product Color Options** page in this price list.
When Book basket/rack & cup holder (BRCL or BRCR) is selected the cup holder is always starlight silver metallic.

H Select modesty panel color.

Refer to the **Product Color Options** page in this price list.

FINISH INFORMATION

Additional Laminate Offering

Additional laminates beyond KI standard offering, are available with two weeks extended leadtime. To specify additional laminates, use these designators followed by the supplier's color/pattern code:

Formica - LF/supplier's color pattern code
Nevamar - LN/supplier's color pattern code
Wilsonart - LW/supplier's color pattern code

KI's standard finish is the supplier's recommended finish for that color/pattern. Note: Nonstandard laminates from these suppliers (example: textured laminates), require an upcharge and additional leadtime. Contact KI.



Ruckus® Desking (Freight Excluded Pricing)

Mobile Lectern

| |
|--------------------------|
| Freight Excluded Pricing |
| \$ 826 |
| |
| |
| |
| |
| |
| |
| \$ 1036 |
| |
| |
| |
| |
| |
| |

SPECIAL SERVICES

Special Carton Marking

With specially marked information N/C


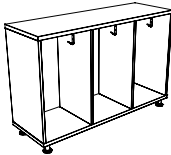


Shipping

Ships **assembled, FOB Green Bay, WI 54302, freight excluded.** Freight class 125.

Specifications and prices are subject to change without prior notice.

Ruckus® Storage (Freight Excluded Pricing)

Lockers

| | MODEL | W x D x H | MODEL NUMBER | | | | | Approx. Packaged Weight |
|--|---|-----------|--------------|---|---|---|---|-------------------------|
| | | | Basic Model | Base | Top Color | Edge Color | Shell Color | |
|  | Single-Face Locker-Two Open Units | 36x18x36 | RKL3618360P | <input type="checkbox"/> <input type="checkbox"/> | <input type="checkbox"/> <input type="checkbox"/> | <input type="checkbox"/> <input type="checkbox"/> | <input type="checkbox"/> <input type="checkbox"/> | 110.0# |
| | • Laminate top (1-1/4" with 74P edge) | 36x18x42 | RKL3618420P | <input type="checkbox"/> <input type="checkbox"/> | <input type="checkbox"/> <input type="checkbox"/> | <input type="checkbox"/> <input type="checkbox"/> | <input type="checkbox"/> <input type="checkbox"/> | 120.7# |
| | • Single sided storage (2 compartments total) | | | | | | | |
| | • 2 hooks per opening | | | | | | | |
|  | Single-Face Locker-Three Open Units | 54x18x36 | RKL5418360P | <input type="checkbox"/> <input type="checkbox"/> | <input type="checkbox"/> <input type="checkbox"/> | <input type="checkbox"/> <input type="checkbox"/> | <input type="checkbox"/> <input type="checkbox"/> | 120.8# |
| | • Laminate top (1-1/4" with 74P edge) | 54x18x42 | RKL5418420P | <input type="checkbox"/> <input type="checkbox"/> | <input type="checkbox"/> <input type="checkbox"/> | <input type="checkbox"/> <input type="checkbox"/> | <input type="checkbox"/> <input type="checkbox"/> | 135.4# |
| | • Single sided storage (3 compartments total) | | | | | | | |
| | • 2 hooks per opening | | | | | | | |
|  | Double-Face Locker-Two Open Units | 36x24x36 | RKL3624360P | <input type="checkbox"/> <input type="checkbox"/> | <input type="checkbox"/> <input type="checkbox"/> | <input type="checkbox"/> <input type="checkbox"/> | <input type="checkbox"/> <input type="checkbox"/> | 165.3# |
| | • Laminate top (1-1/4" with 74P edge) | 36x24x42 | RKL3624420P | <input type="checkbox"/> <input type="checkbox"/> | <input type="checkbox"/> <input type="checkbox"/> | <input type="checkbox"/> <input type="checkbox"/> | <input type="checkbox"/> <input type="checkbox"/> | 178.5# |
| | • Dual sided storage (4 compartments total) | | | | | | | |
| | • 2 hooks per opening | | | | | | | |
|  | Double-Face Locker-Three Open Units | 54x24x36 | RKL5424360P | <input type="checkbox"/> <input type="checkbox"/> | <input type="checkbox"/> <input type="checkbox"/> | <input type="checkbox"/> <input type="checkbox"/> | <input type="checkbox"/> <input type="checkbox"/> | 211.0# |
| | • Laminate top (1-1/4" with 74P edge) | 54x24x42 | RKL5424420P | <input type="checkbox"/> <input type="checkbox"/> | <input type="checkbox"/> <input type="checkbox"/> | <input type="checkbox"/> <input type="checkbox"/> | <input type="checkbox"/> <input type="checkbox"/> | 229.0# |
| | • Dual sided storage (6 compartments total) | | | | | | | |
| | • 2 hooks per opening | | | | | | | |

A **B** **C** **D** **E**

HOW TO ORDER

Indicate the following information on order form:

- Quantity of each item.
- Model number, including options. See "How To Build a Model Number".
- Any special service required.

Note: • The ☐ indicates that a choice is required.

- The absence of the ☐ indicates that no choice is required.
- Alpha-numeric characters in place of ☐ indicate that no other alternatives are available.

HOW TO BUILD A MODEL NUMBER

A Select basic model.

B Select base option.

- 4CW** - 4 black casters
4GB - 4 black glides

C Select top laminate surface.

Refer to the **Product Color Options** page in this price list.

D Select edge color.

Refer to the **Product Color Options** page in this price list.

E Select shell color.

Refer to the **Product Color Options** page in this price list.

FINISH INFORMATION

Additional Laminate Offering

Additional laminates beyond KI standard offering, are available with two weeks extended leadtime. To specify additional laminates, use these designators followed by the supplier's color/pattern code:

Formica - LF/supplier's color pattern code
Nevamar - LN/supplier's color pattern code
Wilsonart - LW/supplier's color pattern code

KI's standard finish is the supplier's recommended finish for that color/pattern. Note: Nonstandard laminates from these suppliers (example: textured laminates), require an upcharge and additional leadtime. Contact KI.



Ruckus® Storage (Freight Excluded Pricing)

Lockers

Freight
Excluded
Pricing

\$ 878
917

\$ 1167
1188

\$ 1059
1098

\$ 1371
1423

SPECIAL SERVICES

Special Carton Marking

With specially marked information N/C


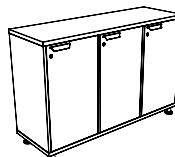

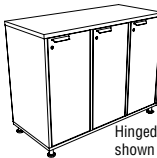
Shipping

Ships **assembled, FOB Pembroke, ON K8A OE1, freight excluded.** Freight class 100.

Specifications and prices are subject to change without prior notice.

Ruckus® Storage (Freight Excluded Pricing)

Lockers

| | | | MODEL NUMBER | | | | | | | | | | |
|--|---|-------------|------------------|---|---|---|---|---|---|---|---|--|--|
| MODEL | W x D x H | Basic Model | Door Lock Option | Pull Option | Base | Top Color | Edge Color | Shell Color | Door Color | Lock Option | | | |
|  | Single-Face Locker-Two Door Units | 36x18x36 | RKL361836DR | <input type="checkbox"/> <input type="checkbox"/> <input type="checkbox"/> <input type="checkbox"/> <input type="checkbox"/> <input type="checkbox"/> | <input type="checkbox"/> <input type="checkbox"/> | <input type="checkbox"/> <input type="checkbox"/> <input type="checkbox"/> <input type="checkbox"/> | <input type="checkbox"/> <input type="checkbox"/> <input type="checkbox"/> <input type="checkbox"/> | <input type="checkbox"/> <input type="checkbox"/> <input type="checkbox"/> <input type="checkbox"/> | <input type="checkbox"/> <input type="checkbox"/> <input type="checkbox"/> <input type="checkbox"/> | <input type="checkbox"/> <input type="checkbox"/> <input type="checkbox"/> <input type="checkbox"/> | | | |
| | <ul style="list-style-type: none">Laminate top (1-1/4" with 74P edge)Single sided storage (2 compartments total)Secure locking doors4 locking options offeredUnit ships assembled; glides/casters are field installed | 36x18x42 | RKL361842DR | <input type="checkbox"/> <input type="checkbox"/> <input type="checkbox"/> <input type="checkbox"/> <input type="checkbox"/> <input type="checkbox"/> | <input type="checkbox"/> <input type="checkbox"/> | <input type="checkbox"/> <input type="checkbox"/> <input type="checkbox"/> <input type="checkbox"/> | <input type="checkbox"/> <input type="checkbox"/> <input type="checkbox"/> <input type="checkbox"/> | <input type="checkbox"/> <input type="checkbox"/> <input type="checkbox"/> <input type="checkbox"/> | <input type="checkbox"/> <input type="checkbox"/> <input type="checkbox"/> <input type="checkbox"/> | <input type="checkbox"/> <input type="checkbox"/> <input type="checkbox"/> <input type="checkbox"/> | | | |
| | | | | | | | | | | | | | |
| | | | | | | | | | | | | | |
| | | | | | | | | | | | | | |
| RCKL | | | | | | | | | | | | | |
|  | Single-Face Locker-Three Door Units | 54x18x36 | RKL541836DR | <input type="checkbox"/> <input type="checkbox"/> <input type="checkbox"/> <input type="checkbox"/> <input type="checkbox"/> <input type="checkbox"/> | <input type="checkbox"/> <input type="checkbox"/> | <input type="checkbox"/> <input type="checkbox"/> <input type="checkbox"/> <input type="checkbox"/> | <input type="checkbox"/> <input type="checkbox"/> <input type="checkbox"/> <input type="checkbox"/> | <input type="checkbox"/> <input type="checkbox"/> <input type="checkbox"/> <input type="checkbox"/> | <input type="checkbox"/> <input type="checkbox"/> <input type="checkbox"/> <input type="checkbox"/> | <input type="checkbox"/> <input type="checkbox"/> <input type="checkbox"/> <input type="checkbox"/> | | | |
| | <ul style="list-style-type: none">Laminate top (1-1/4" with 74P edge)Single sided storage (3 compartments total)Secure locking doors4 locking options offeredUnit ships assembled; glides/casters are field installed | 54x18x42 | RKL541842DR | <input type="checkbox"/> <input type="checkbox"/> <input type="checkbox"/> <input type="checkbox"/> <input type="checkbox"/> <input type="checkbox"/> | <input type="checkbox"/> <input type="checkbox"/> | <input type="checkbox"/> <input type="checkbox"/> <input type="checkbox"/> <input type="checkbox"/> | <input type="checkbox"/> <input type="checkbox"/> <input type="checkbox"/> <input type="checkbox"/> | <input type="checkbox"/> <input type="checkbox"/> <input type="checkbox"/> <input type="checkbox"/> | <input type="checkbox"/> <input type="checkbox"/> <input type="checkbox"/> <input type="checkbox"/> | <input type="checkbox"/> <input type="checkbox"/> <input type="checkbox"/> <input type="checkbox"/> | | | |
| | | | | | | | | | | | | | |
| | | | | | | | | | | | | | |
| | | | | | | | | | | | | | |
| RCKL | | | | | | | | | | | | | |
|  Hinged right shown | Double-Face Locker-Two Door Units | 36x24x36 | RKL362436DR | <input type="checkbox"/> <input type="checkbox"/> <input type="checkbox"/> <input type="checkbox"/> <input type="checkbox"/> <input type="checkbox"/> | <input type="checkbox"/> <input type="checkbox"/> | <input type="checkbox"/> <input type="checkbox"/> <input type="checkbox"/> <input type="checkbox"/> | <input type="checkbox"/> <input type="checkbox"/> <input type="checkbox"/> <input type="checkbox"/> | <input type="checkbox"/> <input type="checkbox"/> <input type="checkbox"/> <input type="checkbox"/> | <input type="checkbox"/> <input type="checkbox"/> <input type="checkbox"/> <input type="checkbox"/> | <input type="checkbox"/> <input type="checkbox"/> <input type="checkbox"/> <input type="checkbox"/> | | | |
| | <ul style="list-style-type: none">Laminate top (1-1/4" with 74P edge)Dual sided storage (4 compartments total)Secure locking doors4 locking options offeredUnit ships assembled; glides/casters are field installed | 36x24x42 | RKL362442DR | <input type="checkbox"/> <input type="checkbox"/> <input type="checkbox"/> <input type="checkbox"/> <input type="checkbox"/> <input type="checkbox"/> | <input type="checkbox"/> <input type="checkbox"/> | <input type="checkbox"/> <input type="checkbox"/> <input type="checkbox"/> <input type="checkbox"/> | <input type="checkbox"/> <input type="checkbox"/> <input type="checkbox"/> <input type="checkbox"/> | <input type="checkbox"/> <input type="checkbox"/> <input type="checkbox"/> <input type="checkbox"/> | <input type="checkbox"/> <input type="checkbox"/> <input type="checkbox"/> <input type="checkbox"/> | <input type="checkbox"/> <input type="checkbox"/> <input type="checkbox"/> <input type="checkbox"/> | | | |
| | | | | | | | | | | | | | |
| | | | | | | | | | | | | | |
| | | | | | | | | | | | | | |
| RCKL | | | | | | | | | | | | | |
|  Hinged right shown | Double-Face Locker-Three Door Units | 54x24x36 | RKL542436DR | <input type="checkbox"/> <input type="checkbox"/> <input type="checkbox"/> <input type="checkbox"/> <input type="checkbox"/> <input type="checkbox"/> | <input type="checkbox"/> <input type="checkbox"/> | <input type="checkbox"/> <input type="checkbox"/> <input type="checkbox"/> <input type="checkbox"/> | <input type="checkbox"/> <input type="checkbox"/> <input type="checkbox"/> <input type="checkbox"/> | <input type="checkbox"/> <input type="checkbox"/> <input type="checkbox"/> <input type="checkbox"/> | <input type="checkbox"/> <input type="checkbox"/> <input type="checkbox"/> <input type="checkbox"/> | <input type="checkbox"/> <input type="checkbox"/> <input type="checkbox"/> <input type="checkbox"/> | | | |
| | <ul style="list-style-type: none">Laminate top (1-1/4" with 74P edge)Dual sided storage (6 compartments total)Secure locking doors4 locking options offeredUnit ships assembled; glides/casters are field installed | 54x24x42 | RKL542442DR | <input type="checkbox"/> <input type="checkbox"/> <input type="checkbox"/> <input type="checkbox"/> <input type="checkbox"/> <input type="checkbox"/> | <input type="checkbox"/> <input type="checkbox"/> | <input type="checkbox"/> <input type="checkbox"/> <input type="checkbox"/> <input type="checkbox"/> | <input type="checkbox"/> <input type="checkbox"/> <input type="checkbox"/> <input type="checkbox"/> | <input type="checkbox"/> <input type="checkbox"/> <input type="checkbox"/> <input type="checkbox"/> | <input type="checkbox"/> <input type="checkbox"/> <input type="checkbox"/> <input type="checkbox"/> | <input type="checkbox"/> <input type="checkbox"/> <input type="checkbox"/> <input type="checkbox"/> | | | |
| | | | | | | | | | | | | | |
| | | | | | | | | | | | | | |
| | | | | | | | | | | | | | |
| RCKL | | | | | | | | | | | | | |
| | | | A | B | C | D | E | F | G | H | I | | |

HOW TO ORDER

Indicate the following information on order form:

- Quantity of each item.
- Model number, including options. See "How To Build a Model Number".
- Any special service required.

Note: • The ☐ indicates that a choice is required.

- The absence of the ☐ indicates that no choice is required.
- Alpha-numeric characters in place of ☐ indicate that no other alternatives are available.

HOW TO BUILD A MODEL NUMBER

A Select basic model.

B Select door lock option.

- SLCKL** - Standard lock hinged left
- SLCKR** - Standard lock hinged right
- PLCKL** - Padlock hinged left
- PLCKR** - Padlock hinged right
- CLCKL** - Combination lock hinged left
- CLCKR** - Combination lock hinged right
- DLCKL** - Digital lock hinged left
- DLCKR** - Digital lock hinged right

C Select pull option.

- S6** - Beveled pull Black
 - S5** - Beveled pull Satin Chrome
- Pull selection only when SLCKR or SLCKL key lock is selected.

D Select base option.

- 4CW** - 4 black casters
- 4GB** - 4 black glides

E Select top laminate surface.

Refer to the **Product Color Options** page in this price list.

F Select edge color.

Refer to the **Product Color Options** page in this price list.

G Select shell color.

Refer to the **Product Color Options** page in this price list.

H Select front door color.

Refer to the **Product Color Options** page in this price list.

I Select lock option.

- KA** - Key alike
- KS** - Key standard
- NLC** - No lock core

Available ONLY when the standard lock is selected.

FINISH INFORMATION

Additional Laminate Offering

Additional laminates beyond KI standard offering, are available with two weeks extended leadtime. To specify additional laminates, use these designators followed by the supplier's color/pattern code:

Formica - LF/supplier's color pattern code
Nevamar - LN/supplier's color pattern code
Wilsonart - LW/supplier's color pattern code

KI's standard finish is the supplier's recommended finish for that color/pattern. Note: Nonstandard laminates from these suppliers (example: textured laminates), require an upcharge and additional leadtime. Contact KI.



Ruckus® Storage (Freight Excluded Pricing)

Lockers

| Approx. Packaged Weight | Freight Excluded Pricing Standard Lock | Freight Excluded Pricing Padlock | Freight Excluded Pricing Combination Lock | Freight Excluded Pricing Digital Lock |
|-------------------------------|--|---|---|---|
| 127.8# | \$ 1195 | \$ 1215 | \$ 1395 | \$ 1695 |
| 141.4# | 1250 | 1270 | 1450 | 1750 |
| | | | | |
| | | | | |
| | | | | |
| | | | | |
| | | | | |
| | | | | |
| 147.5# | \$ 1631 | \$ 1667 | \$ 2127 | \$ 2381 |
| 165.5# | 1689 | 1724 | 2191 | 2439 |
| | | | | |
| | | | | |
| | | | | |
| | | | | |
| | | | | |
| | | | | |
| 192.1# | \$ 1398 | \$ 1438 | \$ 1730 | \$ 2302 |
| 209.9# | 1454 | 1494 | 1785 | 2358 |
| | | | | |
| | | | | |
| | | | | |
| | | | | |
| | | | | |
| | | | | |
| 251.2# | \$ 1853 | \$ 1911 | \$ 2348 | \$ 3207 |
| 276.2# | 1917 | 1977 | 2414 | 3272 |
| | | | | |
| | | | | |
| | | | | |
| | | | | |
| | | | | |

SPECIAL SERVICES

Special Carton Marking

With specially marked information N/C

Shipping

Ships **assembled, FOB Pembroke, ON K8A 0E1, freight excluded.** Freight class 100.

Specifications and prices are subject to change without prior notice.



Ruckus® Storage (Freight Excluded Pricing)

Bookcase

Freight
Excluded
Pricing

\$ 822
857

\$ 943
991

SPECIAL SERVICES

Special Carton Marking

With specially marked information N/C


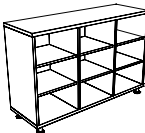
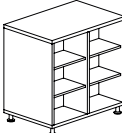
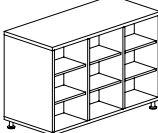
Shipping

Ships **assembled, FOB Pembroke, ON K8A 0E1, freight excluded.** Freight class 100.

Specifications and prices are subject to change without prior notice.

Ruckus® Storage (Freight Excluded Pricing)

Cubbies

| | | | MODEL NUMBER | | | | | Approx. Packaged Weight |
|---|--|----------|--------------|--|--|--|---|-------------------------|
| | | | Basic Model | Base | Top Color | Edge Color | Shell Color | |
|  | Single-Face Cubbies 2x3-Open Units <ul style="list-style-type: none">Laminate top (1-1/4" with 74P edge)Single sided storage (6 total compartments)Unit ships assembled; glides/casters are field installed | 36x18x36 | RKC3618360P | <input type="checkbox"/> <input type="checkbox"/> <input type="checkbox"/> | <input type="checkbox"/> <input type="checkbox"/> <input type="checkbox"/> | <input type="checkbox"/> <input type="checkbox"/> <input type="checkbox"/> | <input type="checkbox"/> <input type="checkbox"/> | 96.6# |
| | | 36x18x42 | RKC3618420P | <input type="checkbox"/> <input type="checkbox"/> <input type="checkbox"/> | <input type="checkbox"/> <input type="checkbox"/> <input type="checkbox"/> | <input type="checkbox"/> <input type="checkbox"/> <input type="checkbox"/> | <input type="checkbox"/> <input type="checkbox"/> | 107.3# |
| | | | | | | | | |
| | | | | | | | | |
| | | | | | | | | |
| RCKC | | | | | | | | |
|  | Single-Face Cubbies 3x3-Open Units <ul style="list-style-type: none">Laminate top (1-1/4" with 74P edge)Single sided storage (9 total compartments)Unit ships assembled; glides/casters are field installed | 54x18x36 | RKC5418360P | <input type="checkbox"/> <input type="checkbox"/> <input type="checkbox"/> | <input type="checkbox"/> <input type="checkbox"/> <input type="checkbox"/> | <input type="checkbox"/> <input type="checkbox"/> <input type="checkbox"/> | <input type="checkbox"/> <input type="checkbox"/> | 138.4# |
| | | 54x18x42 | RKC5418420P | <input type="checkbox"/> <input type="checkbox"/> <input type="checkbox"/> | <input type="checkbox"/> <input type="checkbox"/> <input type="checkbox"/> | <input type="checkbox"/> <input type="checkbox"/> <input type="checkbox"/> | <input type="checkbox"/> <input type="checkbox"/> | 150.0# |
| | | | | | | | | |
| | | | | | | | | |
| | | | | | | | | |
| RCKC | | | | | | | | |
|  | Double-Face Cubbies 2x3-Open Units <ul style="list-style-type: none">Laminate top (1-1/4" with 74P edge)Dual sided storage (12 total compartments)Unit ships assembled; glides/casters are field installed | 36x24x36 | RKC3624360P | <input type="checkbox"/> <input type="checkbox"/> <input type="checkbox"/> | <input type="checkbox"/> <input type="checkbox"/> <input type="checkbox"/> | <input type="checkbox"/> <input type="checkbox"/> <input type="checkbox"/> | <input type="checkbox"/> <input type="checkbox"/> | 181.4# |
| | | 36x24x42 | RKC3624420P | <input type="checkbox"/> <input type="checkbox"/> <input type="checkbox"/> | <input type="checkbox"/> <input type="checkbox"/> <input type="checkbox"/> | <input type="checkbox"/> <input type="checkbox"/> <input type="checkbox"/> | <input type="checkbox"/> <input type="checkbox"/> | 194.6# |
| | | | | | | | | |
| | | | | | | | | |
| | | | | | | | | |
| RCKC | | | | | | | | |
|  | Double-Face Cubbies 3x3-Open Units <ul style="list-style-type: none">Laminate top (1-1/4" with 74P edge)Dual sided storage (18 total compartments)Unit ships assembled; glides/casters are field installed | 54x24x36 | RKC5424360P | <input type="checkbox"/> <input type="checkbox"/> <input type="checkbox"/> | <input type="checkbox"/> <input type="checkbox"/> <input type="checkbox"/> | <input type="checkbox"/> <input type="checkbox"/> <input type="checkbox"/> | <input type="checkbox"/> <input type="checkbox"/> | 235.2# |
| | | 54x24x42 | RKC5424420P | <input type="checkbox"/> <input type="checkbox"/> <input type="checkbox"/> | <input type="checkbox"/> <input type="checkbox"/> <input type="checkbox"/> | <input type="checkbox"/> <input type="checkbox"/> <input type="checkbox"/> | <input type="checkbox"/> <input type="checkbox"/> | 253.1# |
| | | | | | | | | |
| | | | | | | | | |
| | | | | | | | | |
| RCKC | | | | | | | | |

A **B** **C** **D** **E**

HOW TO ORDER

Indicate the following information on order form:

- Quantity of each item.
- Model number, including options. See "How To Build a Model Number".
- Any special service required.

Note: • The ☐ indicates that a choice is required.

- The absence of the ☐ indicates that no choice is required.
- Alpha-numeric characters in place of ☐ indicate that no other alternatives are available.

HOW TO BUILD A MODEL NUMBER

- A** Select basic model.
- B** Select base option.
- | | |
|------------|-------------------|
| 4CW | - 4 black casters |
| 4GB | - 4 black glides |
- C** Select top laminate surface.
Refer to the **Product Color Options** page in this price list.
- D** Select edge color.
Refer to the **Product Color Options** page in this price list.
- E** Select shell color.
Refer to the **Product Color Options** page in this price list.

FINISH INFORMATION

Additional Laminate Offering

Additional laminates beyond KI standard offering, are available with two weeks extended leadtime. To specify additional laminates, use these designators followed by the supplier's color/pattern code:

Formica - LF/supplier's color pattern code
Nevamar - LN/supplier's color pattern code
Wilsonart - LW/supplier's color pattern code

KI's standard finish is the supplier's recommended finish for that color/pattern. Note: Nonstandard laminates from these suppliers (example: textured laminates), require an upcharge and additional leadtime. Contact KI.



Ruckus® Storage (Freight Excluded Pricing)

Cubbies

| Freight Excluded Pricing |
|--------------------------|
| \$ 997 1005 |
| |
| |
| |
| |
| |
| |
| |
| \$ 1262 1305 |
| |
| |
| |
| |
| |
| |
| |
| \$ 1107 1147 |
| |
| |
| |
| |
| |
| |
| |
| \$ 1442 1494 |
| |
| |
| |
| |
| |
| |

SPECIAL SERVICES

Special Carton Marking

With specially marked information N/C

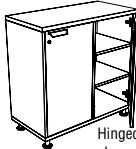
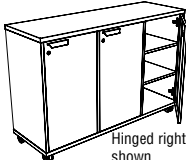

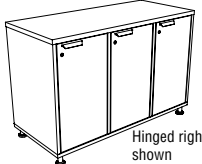
Shipping

Ships assembled, FOB Pembroke, ON K8A 0E1, freight excluded. Freight class 100.

Specifications and prices are subject to change without prior notice.

Ruckus® Storage (Freight Excluded Pricing)

Cubbies

| | | | MODEL NUMBER | | | | | | | | | | |
|--|--|-------------|------------------|---|---|---|---|---|---|---|---|--|--|
| MODEL | W x D x H | Basic Model | Door Lock Option | Pull Option | Base | Top Color | Edge Color | Shell Color | Door Color | Lock Option | | | |
|  Hinged right shown | Single-Face Cubbies 2x3-With Doors | 36x18x36 | RKC361836DR | <input type="checkbox"/> <input type="checkbox"/> <input type="checkbox"/> <input type="checkbox"/> <input type="checkbox"/> <input type="checkbox"/> | <input type="checkbox"/> <input type="checkbox"/> | <input type="checkbox"/> <input type="checkbox"/> <input type="checkbox"/> <input type="checkbox"/> | <input type="checkbox"/> <input type="checkbox"/> <input type="checkbox"/> <input type="checkbox"/> | <input type="checkbox"/> <input type="checkbox"/> <input type="checkbox"/> <input type="checkbox"/> | <input type="checkbox"/> <input type="checkbox"/> <input type="checkbox"/> <input type="checkbox"/> | <input type="checkbox"/> <input type="checkbox"/> <input type="checkbox"/> <input type="checkbox"/> | | | |
| | <ul style="list-style-type: none">Laminate top (1-1/4" with 74P edge) | 36x18x42 | RKC361842DR | <input type="checkbox"/> <input type="checkbox"/> <input type="checkbox"/> <input type="checkbox"/> <input type="checkbox"/> <input type="checkbox"/> | <input type="checkbox"/> <input type="checkbox"/> | <input type="checkbox"/> <input type="checkbox"/> <input type="checkbox"/> <input type="checkbox"/> | <input type="checkbox"/> <input type="checkbox"/> <input type="checkbox"/> <input type="checkbox"/> | <input type="checkbox"/> <input type="checkbox"/> <input type="checkbox"/> <input type="checkbox"/> | <input type="checkbox"/> <input type="checkbox"/> <input type="checkbox"/> <input type="checkbox"/> | <input type="checkbox"/> <input type="checkbox"/> <input type="checkbox"/> <input type="checkbox"/> | | | |
| | <ul style="list-style-type: none">Single sided storage (6 total compartments) | | | | | | | | | | | | |
| | <ul style="list-style-type: none">Secure locking doors | | | | | | | | | | | | |
| | <ul style="list-style-type: none">4 Locking options offeredUnit ships assembled; glides/casters are field installed | | | | | | | | | | | | |
| RCKC | | | | | | | | | | | | | |
|  Hinged right shown | Single-Face Cubbies 3x3-With Doors | 54x18x36 | RKC541836DR | <input type="checkbox"/> <input type="checkbox"/> <input type="checkbox"/> <input type="checkbox"/> <input type="checkbox"/> <input type="checkbox"/> | <input type="checkbox"/> <input type="checkbox"/> | <input type="checkbox"/> <input type="checkbox"/> <input type="checkbox"/> <input type="checkbox"/> | <input type="checkbox"/> <input type="checkbox"/> <input type="checkbox"/> <input type="checkbox"/> | <input type="checkbox"/> <input type="checkbox"/> <input type="checkbox"/> <input type="checkbox"/> | <input type="checkbox"/> <input type="checkbox"/> <input type="checkbox"/> <input type="checkbox"/> | <input type="checkbox"/> <input type="checkbox"/> <input type="checkbox"/> <input type="checkbox"/> | | | |
| | <ul style="list-style-type: none">Laminate top (1-1/4" with 74P edge) | 54x18x42 | RKC541842DR | <input type="checkbox"/> <input type="checkbox"/> <input type="checkbox"/> <input type="checkbox"/> <input type="checkbox"/> <input type="checkbox"/> | <input type="checkbox"/> <input type="checkbox"/> | <input type="checkbox"/> <input type="checkbox"/> <input type="checkbox"/> <input type="checkbox"/> | <input type="checkbox"/> <input type="checkbox"/> <input type="checkbox"/> <input type="checkbox"/> | <input type="checkbox"/> <input type="checkbox"/> <input type="checkbox"/> <input type="checkbox"/> | <input type="checkbox"/> <input type="checkbox"/> <input type="checkbox"/> <input type="checkbox"/> | <input type="checkbox"/> <input type="checkbox"/> <input type="checkbox"/> <input type="checkbox"/> | | | |
| | <ul style="list-style-type: none">Single sided storage (9 total compartments) | | | | | | | | | | | | |
| | <ul style="list-style-type: none">Secure locking doors | | | | | | | | | | | | |
| | <ul style="list-style-type: none">4 Locking options offeredUnit ships assembled; glides/casters are field installed | | | | | | | | | | | | |
| RCKC | | | | | | | | | | | | | |
|  Hinged right shown | Double-Face Cubbies 2x3-With Doors | 36x24x36 | RKC362436DR | <input type="checkbox"/> <input type="checkbox"/> <input type="checkbox"/> <input type="checkbox"/> <input type="checkbox"/> <input type="checkbox"/> | <input type="checkbox"/> <input type="checkbox"/> | <input type="checkbox"/> <input type="checkbox"/> <input type="checkbox"/> <input type="checkbox"/> | <input type="checkbox"/> <input type="checkbox"/> <input type="checkbox"/> <input type="checkbox"/> | <input type="checkbox"/> <input type="checkbox"/> <input type="checkbox"/> <input type="checkbox"/> | <input type="checkbox"/> <input type="checkbox"/> <input type="checkbox"/> <input type="checkbox"/> | <input type="checkbox"/> <input type="checkbox"/> <input type="checkbox"/> <input type="checkbox"/> | | | |
| | <ul style="list-style-type: none">Laminate top (1-1/4" with 74P edge) | 36x24x42 | RKC362442DR | <input type="checkbox"/> <input type="checkbox"/> <input type="checkbox"/> <input type="checkbox"/> <input type="checkbox"/> <input type="checkbox"/> | <input type="checkbox"/> <input type="checkbox"/> | <input type="checkbox"/> <input type="checkbox"/> <input type="checkbox"/> <input type="checkbox"/> | <input type="checkbox"/> <input type="checkbox"/> <input type="checkbox"/> <input type="checkbox"/> | <input type="checkbox"/> <input type="checkbox"/> <input type="checkbox"/> <input type="checkbox"/> | <input type="checkbox"/> <input type="checkbox"/> <input type="checkbox"/> <input type="checkbox"/> | <input type="checkbox"/> <input type="checkbox"/> <input type="checkbox"/> <input type="checkbox"/> | | | |
| | <ul style="list-style-type: none">Dual sided storage (12 total compartments) | | | | | | | | | | | | |
| | <ul style="list-style-type: none">Secure locking doors | | | | | | | | | | | | |
| | <ul style="list-style-type: none">4 Locking options offeredUnit ships assembled; glides/casters are field installed | | | | | | | | | | | | |
| RCKC | | | | | | | | | | | | | |
|  Hinged right shown | Double-Face Cubbies 3x3-With Doors | 54x24x36 | RKC542436DR | <input type="checkbox"/> <input type="checkbox"/> <input type="checkbox"/> <input type="checkbox"/> <input type="checkbox"/> <input type="checkbox"/> | <input type="checkbox"/> <input type="checkbox"/> | <input type="checkbox"/> <input type="checkbox"/> <input type="checkbox"/> <input type="checkbox"/> | <input type="checkbox"/> <input type="checkbox"/> <input type="checkbox"/> <input type="checkbox"/> | <input type="checkbox"/> <input type="checkbox"/> <input type="checkbox"/> <input type="checkbox"/> | <input type="checkbox"/> <input type="checkbox"/> <input type="checkbox"/> <input type="checkbox"/> | <input type="checkbox"/> <input type="checkbox"/> <input type="checkbox"/> <input type="checkbox"/> | | | |
| | <ul style="list-style-type: none">Laminate top (1-1/4" with 74P edge) | 54x24x42 | RKC542442DR | <input type="checkbox"/> <input type="checkbox"/> <input type="checkbox"/> <input type="checkbox"/> <input type="checkbox"/> <input type="checkbox"/> | <input type="checkbox"/> <input type="checkbox"/> | <input type="checkbox"/> <input type="checkbox"/> <input type="checkbox"/> <input type="checkbox"/> | <input type="checkbox"/> <input type="checkbox"/> <input type="checkbox"/> <input type="checkbox"/> | <input type="checkbox"/> <input type="checkbox"/> <input type="checkbox"/> <input type="checkbox"/> | <input type="checkbox"/> <input type="checkbox"/> <input type="checkbox"/> <input type="checkbox"/> | <input type="checkbox"/> <input type="checkbox"/> <input type="checkbox"/> <input type="checkbox"/> | | | |
| | <ul style="list-style-type: none">Dual sided storage (18 total compartments) | | | | | | | | | | | | |
| | <ul style="list-style-type: none">Secure locking doors | | | | | | | | | | | | |
| | <ul style="list-style-type: none">4 Locking options offeredUnit ships assembled; glides/casters are field installed | | | | | | | | | | | | |
| RCKC | | | | | | | | | | | | | |
| | | | A | B | C | D | E | F | G | H | I | | |

HOW TO ORDER

Indicate the following information on order form:

- Quantity of each item.
- Model number, including options. See "How To Build a Model Number".
- Any special service required.

Note: • The ☐ indicates that a choice is required.

- The absence of the ☐ indicates that no choice is required.
- Alpha-numeric characters in place of ☐ indicate that no other alternatives are available.

HOW TO BUILD A MODEL NUMBER

A Select basic model.

B Select door lock option.

- SLCKL** - Standard lock hinged left
- SLCKR** - Standard lock hinged right
- PLCKL** - Padlock hinged left
- PLCKR** - Padlock hinged right
- CLCKL** - Combination lock hinged left
- CLCKR** - Combination lock hinged right
- DLCKL** - Digital lock hinged left
- DLCKR** - Digital lock hinged right

C Select pull option.

- S6** - Beveled pull Black
 - S5** - Beveled pull Satin Chrome
- Pull selection only when SLCKR or SLCKL key lock is selected.

D Select base option.

- 4CW** - 4 black casters
- 4GB** - 4 black glides

E Select top laminate surface.

Refer to the **Product Color Options** page in this price list.

F Select edge color.

Refer to the **Product Color Options** page in this price list.

G Select shell color.

Refer to the **Product Color Options** page in this price list.

H Select front door color.

Refer to the **Product Color Options** page in this price list.

I Select lock option.

- KS** - Key standard
- NLC** - No lock core
- KA** - Key alike

Available ONLY when the standard lock is selected.

FINISH INFORMATION

Additional Laminate Offering

Additional laminates beyond KI standard offering, are available with two weeks extended leadtime. To specify additional laminates, use these designators followed by the supplier's color/pattern code:

Formica - LF/supplier's color pattern code
Nevamar - LN/supplier's color pattern code
Wilsonart - LW/supplier's color pattern code

KI's standard finish is the supplier's recommended finish for that color/pattern. Note: Nonstandard laminates from these suppliers (example: textured laminates), require an upcharge and additional leadtime. Contact KI.



Ruckus® Storage (Freight Excluded Pricing)

Cubbies

| Approx. Packaged Weight | Freight Excluded Pricing Standard Lock | Freight Excluded Pricing Padlock | Freight Excluded Pricing Combination Lock | Freight Excluded Pricing Digital Lock |
|-------------------------------|--|---|---|---|
| 114.4# | \$ 1268 | \$ 1288 | \$ 1468 | \$ 1768 |
| 128.1# | 1295 | 1315 | 1495 | 1795 |
| | | | | |
| | | | | |
| | | | | |
| | | | | |
| | | | | |
| 161.7# | \$ 1662 | \$ 1697 | \$ 2162 | \$ 2412 |
| 180.7# | 1703 | 1738 | 2208 | 2453 |
| | | | | |
| | | | | |
| | | | | |
| | | | | |
| | | | | |
| 208.2# | \$ 1446 | \$ 1486 | \$ 1777 | \$ 2349 |
| 226.0# | 1494 | 1533 | 1825 | 2397 |
| | | | | |
| | | | | |
| | | | | |
| | | | | |
| 275.4# | \$ 1924 | \$ 1983 | \$ 2420 | \$ 3279 |
| 300.3# | 1988 | 2048 | 2485 | 3343 |
| | | | | |
| | | | | |
| | | | | |
| | | | | |

SPECIAL SERVICES

Special Carton Marking

With specially marked information N/C

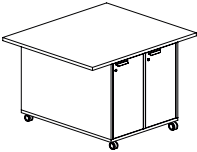
Shipping

Ships **assembled, FOB Pembroke, ON K8A 0E1, freight excluded.** Freight class 100.

Specifications and prices are subject to change without prior notice.

Ruckus® Storage (Freight Excluded Pricing)

Worktable

| | MODEL | W x D x H | MODEL NUMBER | | | | | | | | | |
|--|--|-----------|--------------|--|---|--|--|--|--|--|---|--|
| | | | Basic Model | Door Lock Option | Pull Option | Base | Top Color | Edge Color | Shell Color | Door Color | Lock Option | |
|  | Worktable <ul style="list-style-type: none">Laminate top (1-1/4" with 74P edge)8 total hooks included, 4 per sideSteel unit dimension 36"W x 48"DWorksurface dimension 56"W x 48"DUnit ships KD | 56x48x36 | RKW364836DR | <input type="checkbox"/> <input type="checkbox"/> <input type="checkbox"/> <input type="checkbox"/> <input type="checkbox"/> | <input type="checkbox"/> <input type="checkbox"/> | <input type="checkbox"/> <input type="checkbox"/> <input type="checkbox"/> | <input type="checkbox"/> <input type="checkbox"/> <input type="checkbox"/> | <input type="checkbox"/> <input type="checkbox"/> <input type="checkbox"/> | <input type="checkbox"/> <input type="checkbox"/> <input type="checkbox"/> | <input type="checkbox"/> <input type="checkbox"/> <input type="checkbox"/> | <input type="checkbox"/> <input type="checkbox"/> | |
| | | | | | | | | | | | | |
| | | | | | | | | | | | | |
| | | | | | | | | | | | | |
| | | | | | | | | | | | | |
| | | | A | B | C | D | E | F | G | H | I | |

RCKW

HOW TO ORDER

Indicate the following information on order form:

- Quantity of each item.
- Model number, including options. See "How To Build a Model Number".
- Any special service required.

Note:

- The ☐ indicates that a choice is required.
- The absence of the ☐ indicates that no choice is required.
- Alpha-numeric characters in place of ☐ indicate that no other alternatives are available.

HOW TO BUILD A MODEL NUMBER

A Select basic model.

B Select door lock option.

- | | |
|--------------|---------------------------------|
| SLCKL | - Standard lock hinged left |
| SLCKR | - Standard lock hinged right |
| PLCKL | - Padlock hinged left |
| PLCKR | - Padlock hinged right |
| CLCKL | - Combination lock hinged left |
| CLCKR | - Combination lock hinged right |
| DLCKL | - Digital lock hinged left |
| DLCKR | - Digital lock hinged right |

C Select pull option.

- | | |
|-----------|-----------------------------|
| S6 | - Beveled pull Black |
| S5 | - Beveled pull Satin Chrome |
- Pull selection only when SLCKR or SLCKL key lock is selected.

D Select base option.

- | | |
|------------|-------------------|
| 4CW | - 4 black casters |
| 4GB | - 4 black glides |

E Select top laminate surface.

Refer to the **Product Color Options** page in this price list.

F Select edge color.

Refer to the **Product Color Options** page in this price list.

G Select shell color.

Refer to the **Product Color Options** page in this price list.

H Select front door color.

Refer to the **Product Color Options** page in this price list.

I Select lock option

- | | |
|------------|----------------|
| KS | - Key standard |
| NLC | - No lock core |
| KA | - Key alike |

Available ONLY when the standard lock is selected.

FINISH INFORMATION

Additional Laminate Offering

Additional laminates beyond KI standard offering, are available with two weeks extended leadtime. To specify additional laminates, use these designators followed by the supplier's color/pattern code:

Formica - LF/supplier's color pattern code
Nevamar - LN/supplier's color pattern code
Wilsonart - LW/supplier's color pattern code

KI's standard finish is the supplier's recommended finish for that color/pattern. Note: Nonstandard laminates from these suppliers (example: textured laminates), require an upcharge and additional leadtime. Contact KI.



Ruckus® Storage (Freight Excluded Pricing)

Worktable

| Approx. Packaged Weight | Freight Excluded Pricing Standard Lock | Freight Excluded Pricing Padlock | Freight Excluded Pricing Combination Lock | Freight Excluded Pricing Digital Lock |
|-------------------------------|--|---|---|---|
| 364.7# | \$ 2222 | \$ 2261 | \$ 2553 | \$ 3126 |

SPECIAL SERVICES

Special Carton Marking

With specially marked information N/C



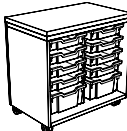
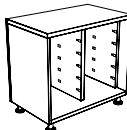
Shipping

Ships **knocked down, FOB Pembroke, ON K8A 0E1, freight excluded.** Freight class 100.

Specifications and prices are subject to change without prior notice.

Ruckus® Storage (Freight Excluded Pricing)

Totes

| | | | MODEL NUMBER | | | Approx. Packaged Weight |
|--|---|----------------|-----------------|--|---|-------------------------------|
| MODEL | W x D x H | Basic Model | Base | Shell Color | | |
|  RCKT | Short 2-Column Unit, Open with (12)3" Totes <ul style="list-style-type: none">• Single-Face only• Totes included are translucent with no lid (not included on the 'empty' model)• Unit ships assembled, including totes and rail sets; glides/casters are field installed | 30x18x27-3/4 | RKT3018280P/3T | <input type="checkbox"/> <input type="checkbox"/> <input type="checkbox"/> | <input type="checkbox"/> <input type="checkbox"/> | 87.8# |
| | | | | | | |
| | | | | | | |
| | | | | | | |
| | | | | | | |
|  RCKT | Short 2-Column Unit, Open with (6)6" Totes <ul style="list-style-type: none">• Single-Face only• Totes included are translucent with no lid (not included on the 'empty' model)• Unit ships assembled, including totes and rail sets; glides/casters are field installed | 30x18x27-3/4 | RKT3018280P/6T | <input type="checkbox"/> <input type="checkbox"/> <input type="checkbox"/> | <input type="checkbox"/> <input type="checkbox"/> | 83.9# |
| | | | | | | |
| | | | | | | |
| | | | | | | |
| | | | | | | |
|  RCKT | Short 2-Column Unit, Open with (8)3" and (2)6" Totes <ul style="list-style-type: none">• Single-Face only• Totes included are translucent with no lid (not included on the 'empty' model)• Unit ships assembled, including totes and rail sets; glides/casters are field installed | 30x18x27-3/4 | RKT3018280P/36T | <input type="checkbox"/> <input type="checkbox"/> <input type="checkbox"/> | <input type="checkbox"/> <input type="checkbox"/> | 86.5# |
| | | | | | | |
| | | | | | | |
| | | | | | | |
| | | | | | | |
|  RCKT | Short 2-Column Unit, Open-Empty <ul style="list-style-type: none">• Single-Face only• Tote and rail sets must be ordered separately and installed on-site• Unit ships assembled; glides/casters are field installed | 30x18x27-3/4 | RKT3018280P/XT | <input type="checkbox"/> <input type="checkbox"/> <input type="checkbox"/> | <input type="checkbox"/> <input type="checkbox"/> | 74.0# |
| | | | | | | |
| | | | | | | |
| | | | | | | |
| | | | | | | |
| | | | A | B | C | |

HOW TO ORDER

Indicate the following information on order form:

1. Quantity of each item.
2. Model number, including options. See "How To Build a Model Number".
3. Any special service required.

Note: • The ☐ indicates that a choice is required.

• The absence of the ☐ indicates that no choice is required.

• Alpha-numeric characters in place of ☐ indicate that no other alternatives are available.

HOW TO BUILD A MODEL NUMBER

- A** Select basic model.
- B** Select base option.
- | | |
|------------|-------------------|
| 4CW | - 4 black casters |
| 4GB | - 4 black glides |
- C** Select shell color.
- Refer to the **Product Color Options** page in this price list.



Ruckus® Storage (Freight Excluded Pricing)

Totes

| |
|--------------------------|
| Freight Excluded Pricing |
| \$ 908 |
| |
| |
| |
| |
| |
| |
| \$ 838 |
| |
| |
| |
| |
| |
| |
| |
| \$ 893 |
| |
| |
| |
| |
| |
| |
| |
| \$ 708 |
| |
| |
| |
| |
| |

SPECIAL SERVICES

Special Carton Marking

With specially marked information N/C




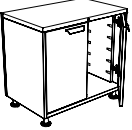
Shipping

Ships **assembled, FOB Pembroke, ON K8A 0E1, freight excluded.** Freight class 100.

Specifications and prices are subject to change without prior notice.

Ruckus® Storage (Freight Excluded Pricing)

Totes

| | | | MODEL NUMBER | | | | | | | | |
|---|---|--------------|-----------------|--------------------------|--------------------------|--------------------------|--------------------------|--------------------------|--------------------------|--|--|
| | MODEL | W x D x H | Basic Model | Pull Option | Base | Shell Color | Door Color | Lock Option | Lock Color | | |
|  RCKT | Short 2-Column Unit with Doors and (12) 3\" data-bbox="188 171 354 193"/> | 30x18x27-3/4 | RKT301828DR/3T | <input type="checkbox"/> | <input type="checkbox"/> | <input type="checkbox"/> | <input type="checkbox"/> | <input type="checkbox"/> | <input type="checkbox"/> | | |
| | • Single-Face only | | | | | | | | | | |
| | • Totes included are translucent with no lid (not included on the 'empty' model) | | | | | | | | | | |
| | • Unit ships assembled, including totes and rail sets; glides/casters are field installed | | | | | | | | | | |
| | • Secure locking doors | | | | | | | | | | |
|  RCKT | Short 2-Column Unit with Doors and (6) 6\" data-bbox="188 281 381 303"/> | 30x18x27-3/4 | RKT301828DR/6T | <input type="checkbox"/> | <input type="checkbox"/> | <input type="checkbox"/> | <input type="checkbox"/> | <input type="checkbox"/> | <input type="checkbox"/> | | |
| | • Single-Face only | | | | | | | | | | |
| | • Totes included are translucent with no lid (not included on the 'empty' model) | | | | | | | | | | |
| | • Unit ships assembled, including totes and rail sets; glides/casters are field installed | | | | | | | | | | |
| | • Secure locking doors | | | | | | | | | | |
|  RCKT | Short 2-Column Unit with Doors and (8) 3\" data-bbox="188 391 381 413"/> | 30x18x27-3/4 | RKT301828DR/36T | <input type="checkbox"/> | <input type="checkbox"/> | <input type="checkbox"/> | <input type="checkbox"/> | <input type="checkbox"/> | <input type="checkbox"/> | | |
| | • Single-Face only | | | | | | | | | | |
| | • Totes included are translucent with no lid (not included on the 'empty' model) | | | | | | | | | | |
| | • Unit ships assembled, including totes and rail sets; glides/casters are field installed | | | | | | | | | | |
| | • Secure locking doors | | | | | | | | | | |
|  RCKT | Short 2-Column Unit with Doors-Empty | 30x18x27-3/4 | RKT301828DR/XT | <input type="checkbox"/> | <input type="checkbox"/> | <input type="checkbox"/> | <input type="checkbox"/> | <input type="checkbox"/> | <input type="checkbox"/> | | |
| | • Single-Face only | | | | | | | | | | |
| | • Tote and rail sets must be ordered separately and installed on-site | | | | | | | | | | |
| | • Unit ships assembled; glides/casters are field installed | | | | | | | | | | |
| | • Secure locking doors | | | | | | | | | | |
| | | | A | B | C | D | E | F | G | | |

HOW TO ORDER

Indicate the following information on order form:

1. Quantity of each item.
2. Model number, including options. See "How To Build a Model Number".
3. Any special service required.

Note: • The ☐ indicates that a choice is required.

- The absence of the ☐ indicates that no choice is required.
- Alpha-numeric characters in place of ☐ indicate that no other alternatives are available.

HOW TO BUILD A MODEL NUMBER

A Select basic model.

B Select pull option.

- S5** - Beveled pull Satin Chrome
S6 - Beveled pull Black

C Select base option.

- 4CW** - 4 black casters
4GB - 4 black glides

D Select shell color.

Refer to the **Product Color Options** page in this price list.

E Select front door color.

Refer to the **Product Color Options** page in this price list.

F Select lock option.

- KA** - Key alike
KS - Key standard
NLC - No lock core

G Select lock color.

- BLL** - Black
SCL - Satin Chrome

Key Alike not available on Satin Chrome /SCL Locks.



Ruckus® Storage (Freight Excluded Pricing)

Totes

| Approx. Packaged Weight | Freight Excluded Pricing |
|-------------------------------|--------------------------------|
| 112.1# | \$ 1083 |
| | |
| | |
| | |
| | |
| | |
| 108.3# | \$ 1013 |
| | |
| | |
| | |
| | |
| | |
| | |
| 110.8# | \$ 1068 |
| | |
| | |
| | |
| | |
| | |
| | |
| 98.3# | \$ 883 |
| | |
| | |
| | |
| | |
| | |

SPECIAL SERVICES

Special Carton Marking

With specially marked information N/C

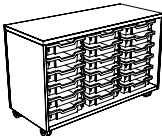
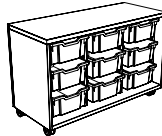

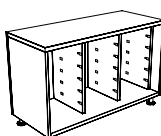
Shipping

Ships **assembled, FOB Pembroke, ON K8A 0E1, freight excluded.** Freight class 100.

Specifications and prices are subject to change without prior notice.

Ruckus® Storage (Freight Excluded Pricing)

Totes

| | | | MODEL NUMBER | | | Approx. Packaged Weight |
|---|--|----------------|-----------------|--|---|-------------------------------|
| MODEL | W x D x H | Basic Model | Base | Shell Color | | |
|  RCKT | Short 3-Column Unit, Open with (18)3" Totes <ul style="list-style-type: none">• Single-Face only• Totes included are translucent with no lid (not included on the 'empty' model)• Unit ships assembled, including totes and rail sets; glides/casters are field installed | 44x18x27-3/4 | RKT4418280P/3T | <input type="checkbox"/> <input type="checkbox"/> <input type="checkbox"/> | <input type="checkbox"/> <input type="checkbox"/> | 123.4# |
|  RCKT | Short 3-Column Unit, Open with (9)6" Totes <ul style="list-style-type: none">• Single-Face only• Totes included are translucent with no lid (not included on the 'empty' model)• Unit ships assembled, including totes and rail sets; glides/casters are field installed | 44x18x27-3/4 | RKT4418280P/6T | <input type="checkbox"/> <input type="checkbox"/> <input type="checkbox"/> | <input type="checkbox"/> <input type="checkbox"/> | 117.5# |
|  RCKT | Short 3-Column Unit, Open with (12)3" and (3)6" Totes <ul style="list-style-type: none">• Single-Face only• Totes included are translucent with no lid (not included on the 'empty' model)• Unit ships assembled, including totes and rail sets; glides/casters are field installed | 44x18x27-3/4 | RKT4418280P/36T | <input type="checkbox"/> <input type="checkbox"/> <input type="checkbox"/> | <input type="checkbox"/> <input type="checkbox"/> | 124.6# |
|  RCKT | Short 3-Column Unit, Open-Empty <ul style="list-style-type: none">• Single-Face only• Tote and rail sets must be ordered separately and installed on-site• Unit ships assembled; glides/casters are field installed | 44x18x27-3/4 | RKT4418280P/XT | <input type="checkbox"/> <input type="checkbox"/> <input type="checkbox"/> | <input type="checkbox"/> <input type="checkbox"/> | 102.7# |
| | | | A | B | C | |

HOW TO ORDER

Indicate the following information on order form:

1. Quantity of each item.
2. Model number, including options. See "How To Build a Model Number".
3. Any special service required.

Note: • The ☐ indicates that a choice is required.

- The absence of the ☐ indicates that no choice is required.
- Alpha-numeric characters in place of ☐ indicate that no other alternatives are available.

HOW TO BUILD A MODEL NUMBER

A Select basic model.

B Select base option.

- | | |
|------------|-------------------|
| 4CW | - 4 black casters |
| 4GB | - 4 black glides |

C Select shell color.

Refer to the **Product Color Options** page in this price list.



Ruckus® Storage (Freight Excluded Pricing)

Totes

| Freight Excluded Pricing |
|--------------------------|
| \$ 1151 |
| |
| |
| |
| |
| |
| \$ 1053 |
| |
| |
| |
| |
| |
| \$ 1126 |
| |
| |
| |
| |
| |
| \$ 863 |
| |
| |
| |
| |
| |

SPECIAL SERVICES

Special Carton Marking

With specially marked information N/C

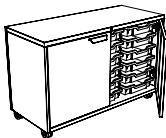
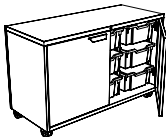
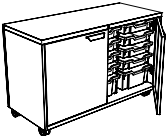
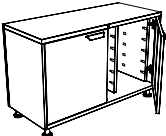
Shipping

Ships **assembled, FOB Pembroke, ON K8A 0E1, freight excluded.** Freight class 100.

Specifications and prices are subject to change without prior notice.

Ruckus® Storage (Freight Excluded Pricing)

Totes

| | | | MODEL NUMBER | | | | | | | | |
|--|---|--------------|-----------------|--------------------------|--------------------------|--------------------------|--------------------------|--------------------------|--------------------------|--|--|
| MODEL | | W x D x H | Basic Model | Pull Option | Base | Shell Color | Door Color | Lock Option | Lock Color | | |
|  RCKT | Short 3-Column Unit with Doors and (18)3" Totes | 44x18x27-3/4 | RKT441828DR/3T | <input type="checkbox"/> | <input type="checkbox"/> | <input type="checkbox"/> | <input type="checkbox"/> | <input type="checkbox"/> | <input type="checkbox"/> | | |
| | • Single-Face only | | | | | | | | | | |
| | • Totes included are translucent with no lid (not included on the 'empty' model) | | | | | | | | | | |
| | • Unit ships assembled, including totes and rail sets; glides/casters are field installed | | | | | | | | | | |
| | • Secure locking doors | | | | | | | | | | |
|  RCKT | Short 3-Column Unit with Doors and (9)6" Totes | 44x18x27-3/4 | RKT441828DR/6T | <input type="checkbox"/> | <input type="checkbox"/> | <input type="checkbox"/> | <input type="checkbox"/> | <input type="checkbox"/> | <input type="checkbox"/> | | |
| | • Single-Face only | | | | | | | | | | |
| | • Totes included are translucent with no lid (not included on the 'empty' model) | | | | | | | | | | |
| | • Unit ships assembled, including totes and rail sets; glides/casters are field installed | | | | | | | | | | |
| | • Secure locking doors | | | | | | | | | | |
|  RCKT | Short 3-Column Unit with Doors and (12)3" and (3)6" Totes | 30x18x40-3/4 | RKT441828DR/36T | <input type="checkbox"/> | <input type="checkbox"/> | <input type="checkbox"/> | <input type="checkbox"/> | <input type="checkbox"/> | <input type="checkbox"/> | | |
| | • Single-Face only | | | | | | | | | | |
| | • Totes included are translucent with no lid (not included on the 'empty' model) | | | | | | | | | | |
| | • Unit ships assembled, including totes and rail sets; glides/casters are field installed | | | | | | | | | | |
| | • Secure locking doors | | | | | | | | | | |
|  RCKT | Short 3-Column Unit with Doors-Empty | 44x18x27-3/4 | RKT441828DR/XT | <input type="checkbox"/> | <input type="checkbox"/> | <input type="checkbox"/> | <input type="checkbox"/> | <input type="checkbox"/> | <input type="checkbox"/> | | |
| | • Single-Face only | | | | | | | | | | |
| | • Tote and rail sets must be ordered separately and installed on-site | | | | | | | | | | |
| | • Unit ships assembled; glides/casters are field installed | | | | | | | | | | |
| | • Secure locking doors | | | | | | | | | | |
| | | | A | B | C | D | E | F | G | | |

HOW TO ORDER

Indicate the following information on order form:

1. Quantity of each item.
2. Model number, including options. See "How To Build a Model Number".
3. Any special service required.

Note: • The ☐ indicates that a choice is required.

- The absence of the ☐ indicates that no choice is required.
- Alpha-numeric characters in place of ☐ indicate that no other alternatives are available.

HOW TO BUILD A MODEL NUMBER

A Select basic model.

B Select pull option.

- S5** - Beveled pull Satin Chrome
S6 - Beveled pull Black

C Select base option.

- 4CW** - 4 black casters
4GB - 4 black glides

D Select shell color.

Refer to the **Product Color Options** page in this price list.

E Select front door color.

Refer to the **Product Color Options** page in this price list.

F Select lock option.

- KA** - Key alike
KS - Key standard
NLC - No lock core

G Select lock color.

- BLL** - Black
SCL - Satin Chrome

Key Alike not available on Satin Chrome /SCL Locks.

| | |
|--------|---------|
| 149.4# | \$ 1335 |
|--------|---------|

| | |
|--------|---------|
| 143.5# | \$ 1237 |
|--------|---------|

| | |
|--------|---------|
| 150.6# | \$ 1310 |
|--------|---------|

128.7# \$ 1047

Special Carton Marking

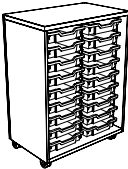

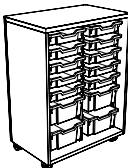

N/C

Ships **assembled, FOB Pembroke, ON K8A 0E1, freight excluded.** Freight class 100.

Specifications and prices are subject to change without prior notice.

Ruckus® Storage (Freight Excluded Pricing)

Totes

| | | | MODEL NUMBER | | | Approx. Packaged Weight |
|---|---|--------------|-----------------|--|---|-------------------------------|
| | MODEL | W x D x H | Basic Model | Base | Shell Color | |
|  | Tall 2-Column Unit, Open with (18)3\" Totes | 30x18x40-3/4 | RKT3018410P/3T | <input type="checkbox"/> <input type="checkbox"/> <input type="checkbox"/> | <input type="checkbox"/> <input type="checkbox"/> | 111.8# |
| | • Single-Face only | | | | | |
| | • Totes included are translucent with no lid (not included on the 'empty' model) | | | | | |
| | • Unit ships assembled, including totes and rail sets; glides/casters are field installed | | | | | |
| | | | | | | |
| RCKT | | | | | | |
|  | Tall 2-Column Unit, Open with (8)6\" Totes | 30x18x40-3/4 | RKT3018410P/6T | <input type="checkbox"/> <input type="checkbox"/> <input type="checkbox"/> | <input type="checkbox"/> <input type="checkbox"/> | 104.3# |
| | • Single-Face only | | | | | |
| | • Totes included are translucent with no lid (not included on the 'empty' model) | | | | | |
| | • Unit ships assembled, including totes and rail sets; glides/casters are field installed | | | | | |
| | | | | | | |
| RCKT | | | | | | |
|  | Tall 2-Column Unit, Open with (10)3\" and (4)6\" Totes | 30x18x40-3/4 | RKT3018410P/36T | <input type="checkbox"/> <input type="checkbox"/> <input type="checkbox"/> | <input type="checkbox"/> <input type="checkbox"/> | 109.2# |
| | • Single-Face only | | | | | |
| | • Totes included are translucent with no lid (not included on the 'empty' model) | | | | | |
| | • Unit ships assembled, including totes and rail sets; glides/casters are field installed | | | | | |
| | | | | | | |
| RCKT | | | | | | |
|  | Tall 2-Column Unit, Open-Empty | 30x18x40-3/4 | RKT3018410P/XT | <input type="checkbox"/> <input type="checkbox"/> <input type="checkbox"/> | <input type="checkbox"/> <input type="checkbox"/> | 91.1# |
| | • Single-Face only | | | | | |
| | • Tote and rail sets must be ordered separately and installed on-site | | | | | |
| | • Unit ships assembled; glides/casters are field installed | | | | | |
| | | | | | | |
| RCKT | | | | | | |
| | | | A | B | C | |

HOW TO ORDER

Indicate the following information on order form:

1. Quantity of each item.
2. Model number, including options. See "How To Build a Model Number".
3. Any special service required.

Note:

- The ☐ indicates that a choice is required.
- The absence of the ☐ indicates that no choice is required.
- Alpha-numeric characters in place of ☐ indicate that no other alternatives are available.

HOW TO BUILD A MODEL NUMBER

- A** Select basic model.
- B** Select base option.
- | | |
|------------|-------------------|
| 4CW | - 4 black casters |
| 4GB | - 4 black glides |
- C** Select shell color.
Refer to the **Product Color Options** page in this price list.

\$ 1109

\$ 992

\$ 1070

\$ 821

Special Carton Marking

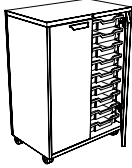
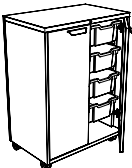
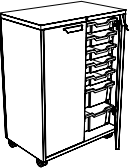
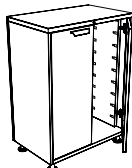
N/C

Ships assembled, FOB Pembroke, ON K8A
0E1, freight excluded. Freight class 100.

Specifications and prices are subject to change without prior notice.

Ruckus® Storage (Freight Excluded Pricing)

Totes

| | | | MODEL NUMBER | | | | | | | | |
|---|--|--------------|-----------------|---|--|---|--|---|--|--|--|
| | MODEL | W x D x H | Basic Model | Pull Option | Base | Shell Color | Door Color | Lock Option | Lock Color | | |
|  | Tall 2-Column Unit with Doors and (18)3\" Totes <ul style="list-style-type: none">• Single-Face only• Totes included are translucent with no lid (not included on the 'empty' model)• Unit ships assembled, including totes and rail sets; glides/casters are field installed• Secure locking doors | 30x18x40-3/4 | RKT301841DR/3T | <input type="checkbox"/> <input type="checkbox"/> | <input type="checkbox"/> <input type="checkbox"/> <input type="checkbox"/> | <input type="checkbox"/> <input type="checkbox"/> | <input type="checkbox"/> <input type="checkbox"/> <input type="checkbox"/> | <input type="checkbox"/> <input type="checkbox"/> | <input type="checkbox"/> <input type="checkbox"/> <input type="checkbox"/> | | |
| RCKT | | | | | | | | | | | |
|  | Tall 2-Column Unit with Doors and (8)6\" Totes <ul style="list-style-type: none">• Single-Face only• Totes included are translucent with no lid (not included on the 'empty' model)• Unit ships assembled, including totes and rail sets; glides/casters are field installed• Secure locking doors | 30x18x40-3/4 | RKT301841DR/6T | <input type="checkbox"/> <input type="checkbox"/> | <input type="checkbox"/> <input type="checkbox"/> <input type="checkbox"/> | <input type="checkbox"/> <input type="checkbox"/> | <input type="checkbox"/> <input type="checkbox"/> <input type="checkbox"/> | <input type="checkbox"/> <input type="checkbox"/> | <input type="checkbox"/> <input type="checkbox"/> <input type="checkbox"/> | | |
| RCKT | | | | | | | | | | | |
|  | Tall 2-Column Unit with Doors and (10)3\" and (4)6\" Totes <ul style="list-style-type: none">• Single-Face only• Totes included are translucent with no lid (not included on the 'empty' model)• Unit ships assembled, including totes and rail sets; glides/casters are field installed• Secure locking doors | 30x18x40-3/4 | RKT301841DR/36T | <input type="checkbox"/> <input type="checkbox"/> | <input type="checkbox"/> <input type="checkbox"/> <input type="checkbox"/> | <input type="checkbox"/> <input type="checkbox"/> | <input type="checkbox"/> <input type="checkbox"/> <input type="checkbox"/> | <input type="checkbox"/> <input type="checkbox"/> | <input type="checkbox"/> <input type="checkbox"/> <input type="checkbox"/> | | |
| RCKT | | | | | | | | | | | |
|  | Tall 2-Column Unit with Doors-Empty <ul style="list-style-type: none">• Single-Face only• Tote and rail sets must be ordered separately and installed on-site• Unit ships assembled; glides/casters are field installed• Secure locking doors | 30x18x40-3/4 | RKT301841DR/XT | <input type="checkbox"/> <input type="checkbox"/> | <input type="checkbox"/> <input type="checkbox"/> <input type="checkbox"/> | <input type="checkbox"/> <input type="checkbox"/> | <input type="checkbox"/> <input type="checkbox"/> <input type="checkbox"/> | <input type="checkbox"/> <input type="checkbox"/> | <input type="checkbox"/> <input type="checkbox"/> <input type="checkbox"/> | | |
| RCKT | | | | | | | | | | | |
| | | | A | B | C | D | E | F | G | | |

HOW TO ORDER

Indicate the following information on order form:

1. Quantity of each item.
2. Model number, including options. See "How To Build a Model Number".
3. Any special service required.

Note: • The ☐ indicates that a choice is required.

- The absence of the ☐ indicates that no choice is required.
- Alpha-numeric characters in place of ☐ indicate that no other alternatives are available.

HOW TO BUILD A MODEL NUMBER

A Select basic model.

B Select pull option.

- S5** - Beveled pull Satin Chrome
S6 - Beveled pull Black

C Select base option.

- 4CW** - 4 black casters
4GB - 4 black glides

D Select shell color.

Refer to the **Product Color Options** page in this price list.

E Select front door color.

Refer to the **Product Color Options** page in this price list.

F Select lock option.

- KA** - Key alike
KS - Key standard
NLC - No lock core

G Select lock color.

- BLL** - Black
SCL - Satin Chrome

Key Alike not available on Satin Chrome /SCL Locks.



Ruckus® Storage (Freight Excluded Pricing)

Totes

| Approx. Packaged Weight | Freight Excluded Pricing |
|-------------------------------|--------------------------------|
| 137.8# | \$ 1296 |
| | |
| | |
| | |
| | |
| | |
| 130.3# | \$ 1179 |
| | |
| | |
| | |
| | |
| | |
| | |
| 135.2# | \$ 1257 |
| | |
| | |
| | |
| | |
| | |
| | |
| 117.1# | \$ 1008 |
| | |
| | |
| | |
| | |
| | |

SPECIAL SERVICES

Special Carton Marking

With specially marked information N/C




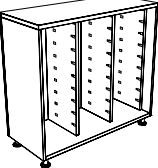
Shipping

Ships **assembled, FOB Pembroke, ON K8A 0E1, freight excluded.** Freight class 100.

Specifications and prices are subject to change without prior notice.

Ruckus® Storage (Freight Excluded Pricing)

Totes

| | | | MODEL NUMBER | | | Approx. Packaged Weight |
|--|---|--------------|-----------------|--|---|-------------------------------|
| MODEL | W x D x H | | Basic Model | Base | Shell Color | |
|  RCKT | Tall 3-Column Unit, Open with (27)3" Totes <ul style="list-style-type: none">• Single-Face only• Totes included are translucent with no lid (not included on the 'empty' model)• Unit ships assembled, including totes and rail sets; glides/casters are field installed | 44x18x40-3/4 | RKT4418410P/3T | <input type="checkbox"/> <input type="checkbox"/> <input type="checkbox"/> | <input type="checkbox"/> <input type="checkbox"/> | 156.7# |
|  RCKT | Tall 3-Column Unit, Open with (12)6" Totes <ul style="list-style-type: none">• Single-Face only• Totes included are translucent with no lid (not included on the 'empty' model)• Unit ships assembled, including totes and rail sets; glides/casters are field installed | 44x18x40-3/4 | RKT4418410P/6T | <input type="checkbox"/> <input type="checkbox"/> <input type="checkbox"/> | <input type="checkbox"/> <input type="checkbox"/> | 145.4# |
|  RCKT | Tall 3-Column Unit, Open with (15)3" and (6)6" Totes <ul style="list-style-type: none">• Single-Face only• Totes included are translucent with no lid (not included on the 'empty' model)• Unit ships assembled, including totes and rail sets; glides/casters are field installed | 44x18x40-3/4 | RKT4418410P/36T | <input type="checkbox"/> <input type="checkbox"/> <input type="checkbox"/> | <input type="checkbox"/> <input type="checkbox"/> | 147.0# |
|  RCKT | Tall 3-Column Unit, Open-Empty <ul style="list-style-type: none">• Single-Face only• Tote and rail sets must be ordered separately and installed on-site• Unit ships assembled; glides/casters are field installed | 44x18x40-3/4 | RKT4418410P/XT | <input type="checkbox"/> <input type="checkbox"/> <input type="checkbox"/> | <input type="checkbox"/> <input type="checkbox"/> | 125.6# |
| | | | A | B | C | |

HOW TO ORDER

Indicate the following information on order form:

1. Quantity of each item.
2. Model number, including options. See "How To Build a Model Number".
3. Any special service required.

Note:

- The ☐ indicates that a choice is required.
- The absence of the ☐ indicates that no choice is required.
- Alpha-numeric characters in place of ☐ indicate that no other alternatives are available.

HOW TO BUILD A MODEL NUMBER

- A** Select basic model.
- B** Select base option.
- | | |
|------------|-------------------|
| 4CW | - 4 black casters |
| 4GB | - 4 black glides |
- C** Select shell color.
Refer to the **Product Color Options** page in this price list.

\$ 1412

\$ 1378

\$ 993


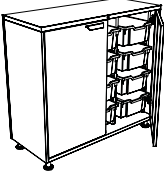
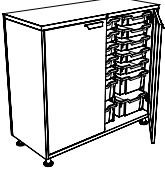
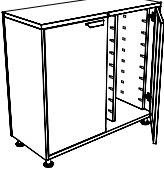
Special Carton Marking

Shipping

Specifications and prices are subject to change without prior notice.

Ruckus® Storage (Freight Excluded Pricing)

Totes

| | | | MODEL NUMBER | | | | | | | | |
|--|---|--------------|-----------------|--------------------------|--------------------------|--------------------------|--------------------------|--------------------------|--------------------------|--|--|
| | MODEL | W x D x H | Basic Model | Pull Option | Base | Shell Color | Door Color | Lock Option | Lock Color | | |
|  RCKT | Tall 3-Column Unit with Doors and (27)3\" data-bbox="188 171 378 191"/> | 44x18x40-3/4 | RKT441841DR/3T | <input type="checkbox"/> | <input type="checkbox"/> | <input type="checkbox"/> | <input type="checkbox"/> | <input type="checkbox"/> | <input type="checkbox"/> | | |
| | Totes | | | | | | | | | | |
| | • Single-Face only | | | | | | | | | | |
| | • Totes included are translucent with no lid (not included on the 'empty' model) | | | | | | | | | | |
|  RCKT | Tall 3-Column Unit with Doors and (12)6\" data-bbox="188 284 378 304"/> | 44x18x40-3/4 | RKT441841DR/6T | <input type="checkbox"/> | <input type="checkbox"/> | <input type="checkbox"/> | <input type="checkbox"/> | <input type="checkbox"/> | <input type="checkbox"/> | | |
| | Totes | | | | | | | | | | |
| | • Single-Face only | | | | | | | | | | |
| | • Totes included are translucent with no lid (not included on the 'empty' model) | | | | | | | | | | |
|  RCKT | Tall 3-Column Unit with Doors and (15)3\" data-bbox="188 407 378 427"/> | 44x18x40-3/4 | RKT441841DR/36T | <input type="checkbox"/> | <input type="checkbox"/> | <input type="checkbox"/> | <input type="checkbox"/> | <input type="checkbox"/> | <input type="checkbox"/> | | |
| | Totes | | | | | | | | | | |
| | • Single-Face only | | | | | | | | | | |
| | • Totes included are translucent with no lid (not included on the 'empty' model) | | | | | | | | | | |
|  RCKT | Tall 3-Column Unit with Doors-Empty\" data-bbox="188 519 378 539"/> | 44x18x40-3/4 | RKT441841DR/XT | <input type="checkbox"/> | <input type="checkbox"/> | <input type="checkbox"/> | <input type="checkbox"/> | <input type="checkbox"/> | <input type="checkbox"/> | | |
| | Totes | | | | | | | | | | |
| | • Single-Face only | | | | | | | | | | |
| | • Tote and rail sets must be ordered separately and installed on-site | | | | | | | | | | |

A **B** **C** **D** **E** **F** **G**

HOW TO ORDER

Indicate the following information on order form:

1. Quantity of each item.
2. Model number, including options. See "How To Build a Model Number".
3. Any special service required.

Note: • The ☐ indicates that a choice is required.

- The absence of the ☐ indicates that no choice is required.
- Alpha-numeric characters in place of ☐ indicate that no other alternatives are available.

HOW TO BUILD A MODEL NUMBER

A Select basic model.

B Select pull option.

- S5** - Beveled pull Satin Chrome
S6 - Beveled pull Black

C Select base option.

- 4CW** - 4 black casters
4GB - 4 black glides

D Select shell color.

Refer to the **Product Color Options** page in this price list.

E Select front door color.

Refer to the **Product Color Options** page in this price list.

F Select lock option.

- KA** - Key alike
KS - Key standard
NLC - No lock core

G Select lock color.

- BLL** - Black
SCL - Satin Chrome

Key Alike not available on Satin Chrome /SCL Locks.



Ruckus® Storage (Freight Excluded Pricing)

Totes

| Approx. Packaged Weight | Freight Excluded Pricing |
|-------------------------------|--------------------------------|
| 182.7# | \$ 1583 |

| | |
|--------|---------|
| 171.4# | \$ 1432 |
|--------|---------|

| | |
|--------|---------|
| 173.0# | \$ 1549 |
|--------|---------|

| | |
|--------|---------|
| 151.6# | \$ 1164 |
|--------|---------|

SPECIAL SERVICES

Special Carton Marking

With specially marked information N/C

Shipping

Ships **assembled, FOB Pembroke, ON K8A 0E1, freight excluded.** Freight class 100.

Specifications and prices are subject to change without prior notice.

Ruckus® Storage (Freight Excluded Pricing)

Totes with Laminate Top

| | | | MODEL NUMBER | | | | | Approx. Packaged Weight |
|--|--|-----------|------------------|--|--|--|---|-------------------------------|
| | MODEL | W x D x H | Basic Model | Base | Top Color | Edge Color | Shell Color | |
| | Short 2-Column Unit, Open with Laminate top and (12)3" Totes <ul style="list-style-type: none">Laminate top (1-1/4" with 74P edge)Single-Face onlyTotes included are translucent with no lid (not included on the 'empty' model)Unit ships assembled, including totes and rail sets; glides/casters are field installed | 30x18x29 | RKT301829OPT/3T | <input type="checkbox"/> <input type="checkbox"/> <input type="checkbox"/> | <input type="checkbox"/> <input type="checkbox"/> <input type="checkbox"/> | <input type="checkbox"/> <input type="checkbox"/> <input type="checkbox"/> | <input type="checkbox"/> <input type="checkbox"/> | 107.2# |
| | | | | | | | | |
| | | | | | | | | |
| | | | | | | | | |
| | | | | | | | | |
| | Short 2-Column Unit, Open with Laminate top and (6)6" Totes <ul style="list-style-type: none">Laminate top (1-1/4" with 74P edge)Single-Face onlyTotes included are translucent with no lid (not included on the 'empty' model)Unit ships assembled, including totes and rail sets; glides/casters are field installed | 30x18x29 | RKT301829OPT/6T | <input type="checkbox"/> <input type="checkbox"/> <input type="checkbox"/> | <input type="checkbox"/> <input type="checkbox"/> <input type="checkbox"/> | <input type="checkbox"/> <input type="checkbox"/> <input type="checkbox"/> | <input type="checkbox"/> <input type="checkbox"/> | 103.4# |
| | | | | | | | | |
| | | | | | | | | |
| | | | | | | | | |
| | | | | | | | | |
| | Short 2-Column Unit, Open with Laminate top and (8)3" and (2)6" Totes <ul style="list-style-type: none">Laminate top (1-1/4" with 74P edge)Single-Face onlyTotes included are translucent with no lid (not included on the 'empty' model)Unit ships assembled, including totes and rail sets; glides/casters are field installed | 30x18x29 | RKT301829OPT/36T | <input type="checkbox"/> <input type="checkbox"/> <input type="checkbox"/> | <input type="checkbox"/> <input type="checkbox"/> <input type="checkbox"/> | <input type="checkbox"/> <input type="checkbox"/> <input type="checkbox"/> | <input type="checkbox"/> <input type="checkbox"/> | 105.9# |
| | | | | | | | | |
| | | | | | | | | |
| | | | | | | | | |
| | | | | | | | | |
| | Short 2-Column Unit, Open with Laminate top-Empty <ul style="list-style-type: none">Laminate top (1-1/4" with 74P edge)Single-Face onlyTote and rail sets must be ordered separately and installed on-siteUnit ships assembled; glides/casters are field installed | 30x18x29 | RKT301829OPT/XT | <input type="checkbox"/> <input type="checkbox"/> <input type="checkbox"/> | <input type="checkbox"/> <input type="checkbox"/> <input type="checkbox"/> | <input type="checkbox"/> <input type="checkbox"/> <input type="checkbox"/> | <input type="checkbox"/> <input type="checkbox"/> | 93.4# |
| | | | | | | | | |
| | | | | | | | | |
| | | | | | | | | |
| | | | | | | | | |

A B C D E

HOW TO ORDER

Indicate the following information on order form:

- 1. Quantity of each item.
- 2. Model number, including options. See "How To Build a Model Number".
- 3. Any special service required.

Note:

- The ☐ indicates that a choice is required.
- The absence of the ☐ indicates that no choice is required.
- Alpha-numeric characters in place of ☐ indicate that no other alternatives are available.

HOW TO BUILD A MODEL NUMBER

- A** Select basic model.
- B** Select base option.

4CW

- 4 black casters

4GB

- 4 black glides
- C** Select top laminate surface.

Refer to the **Product Color Options** page in this price list.
- D** Select edge color.

Refer to the **Product Color Options** page in this price list.
- E** Select shell color.

Refer to the **Product Color Options** page in this price list.



Ruckus® Storage (Freight Excluded Pricing)

Totes with Laminate Top

Freight
Excluded
Pricing

\$ 1091

\$ 1021

\$ 1076

\$ 891

FINISH INFORMATION

Additional Laminate Offering

Additional laminates beyond KI standard offering, are available with two weeks extended leadtime. To specify additional laminates, use these designators followed by the supplier's color/pattern code:

Formica - LF/supplier's color pattern code
Nevamar - LN/supplier's color pattern code
Wilsonart - LW/supplier's color pattern code

KI's standard finish is the supplier's recommended finish for that color/pattern. Note: Nonstandard laminates from these suppliers (example: textured laminates), require an upcharge and additional leadtime. Contact KI.

SPECIAL SERVICES

Special Carton Marking

With specially marked information N/C

Shipping

Ships **assembled, FOB Pembroke, ON K8A 0E1, freight excluded.** Freight class 100.

Specifications and prices are subject to change without prior notice.

Ruckus® Storage (Freight Excluded Pricing)

Totes with Laminate Top

| | | | MODEL NUMBER | | | | | | | | | | | |
|-------|--|-----------|------------------|--------------------------|--------------------------|--------------------------|--------------------------|--------------------------|--------------------------|--------------------------|--------------------------|----------|--|--|
| MODEL | | W x D x H | Basic Model | Pull Option | Base | Top Color | Edge Color | Shell Color | Door Color | Lock Option | Lock Color | | | |
| | Short 2-Column Unit with Doors, Laminate Top and (12)3" Totes <ul style="list-style-type: none">Laminate top (1-1/4" with 74P edge)Single-Face onlyTotes included are translucent with no lid (not included on the 'empty' model)Unit ships assembled, including totes and rail sets; glides/casters are field installedSecure locking doors | 30x18x29 | RKT301829DRT/3T | <input type="checkbox"/> | <input type="checkbox"/> | <input type="checkbox"/> | <input type="checkbox"/> | <input type="checkbox"/> | <input type="checkbox"/> | <input type="checkbox"/> | <input type="checkbox"/> | | | |
| | | | | | | | | | | | | | | |
| | | | | | | | | | | | | | | |
| | | | | | | | | | | | | | | |
| | | | | | | | | | | | | | | |
| | Short 2-Column Unit with Doors, Laminate Top and (6)6" Totes <ul style="list-style-type: none">Laminate top (1-1/4" with 74P edge)Single-Face onlyTotes included are translucent with no lid (not included on the 'empty' model)Unit ships assembled, including totes and rail sets; glides/casters are field installedSecure locking doors | 30x18x29 | RKT301829DRT/6T | <input type="checkbox"/> | <input type="checkbox"/> | <input type="checkbox"/> | <input type="checkbox"/> | <input type="checkbox"/> | <input type="checkbox"/> | <input type="checkbox"/> | <input type="checkbox"/> | | | |
| | | | | | | | | | | | | | | |
| | | | | | | | | | | | | | | |
| | | | | | | | | | | | | | | |
| | | | | | | | | | | | | | | |
| | Short 2-Column Unit with Doors, Laminate Top and (8)3" and (2)6" Totes <ul style="list-style-type: none">Laminate top (1-1/4" with 74P edge)Single-Face onlyTotes included are translucent with no lid (not included on the 'empty' model)Unit ships assembled, including totes and rail sets; glides/casters are field installedSecure locking doors | 30x18x29 | RKT301829DRT/36T | <input type="checkbox"/> | <input type="checkbox"/> | <input type="checkbox"/> | <input type="checkbox"/> | <input type="checkbox"/> | <input type="checkbox"/> | <input type="checkbox"/> | <input type="checkbox"/> | | | |
| | | | | | | | | | | | | | | |
| | | | | | | | | | | | | | | |
| | | | | | | | | | | | | | | |
| | | | | | | | | | | | | | | |
| | Short 2-Column Unit with Doors and Laminate Top-Empty <ul style="list-style-type: none">Laminate top (1-1/4" with 74P edge)Single-Face onlyTote and rail sets must be ordered separately and installed on-siteUnit ships assembled; glides/casters are field installedSecure locking doors | 30x18x29 | RKT301829DRT/XT | <input type="checkbox"/> | <input type="checkbox"/> | <input type="checkbox"/> | <input type="checkbox"/> | <input type="checkbox"/> | <input type="checkbox"/> | <input type="checkbox"/> | <input type="checkbox"/> | | | |
| | | | | | | | | | | | | | | |
| | | | | | | | | | | | | | | |
| | | | | | | | | | | | | | | |
| | | | | | | | | | | | | | | |
| | | | | A | B | C | D | E | F | G | H | I | | |

HOW TO ORDER

Indicate the following information on order form:

- Quantity of each item.
- Model number, including options. See "How To Build a Model Number".
- Any special service required.

Note: • The ☐ indicates that a choice is required.

- The absence of the ☐ indicates that no choice is required.
- Alpha-numeric characters in place of ☐ indicate that no other alternatives are available.

HOW TO BUILD A MODEL NUMBER

A Select basic model.

B Select pull option.

- S6**
- Beveled pull Black
- S5**
- Beveled pull Satin Chrome

C Select base option.

- 4CW**
- 4 black casters
- 4GB**
- 4 black glides

D Select top laminate surface.

Refer to the **Product Color Options** page in this price list.

E Select edge color.

Refer to the **Product Color Options** page in this price list.

F Select shell color.

Refer to the **Product Color Options** page in this price list.

G Select front door color.

Refer to the **Product Color Options** page in this price list.

H Select lock option.

- KS**
- Key standard
- NLC**
- No lock core
- KA**
- Key alike

I Select lock color.

- BLL**
- Black
- SCL**
- Satin Chrome
- Key Alike not available on Satin Chrome /SCL Locks.

| | |
|--------|---------|
| 117.7# | \$ 1066 |
|--------|---------|

KI's standard finish is the supplier's recommended finish for that color/pattern. Note: Nonstandard laminates from these suppliers (example: textured laminates), require an upcharge and additional leadtime. Contact KI.

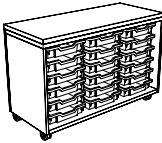

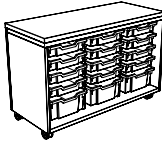
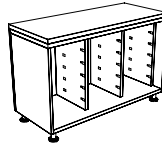
| | |
|-----------------------------------|-----|
| With specially marked information | N/C |
|-----------------------------------|-----|

Ships assembled, FOB Pembroke, ON K8A
0E1, freight excluded. Freight class 100.

Specifications and prices are subject to change without prior notice.

Ruckus® Storage (Freight Excluded Pricing)

Totes with Laminate Top

| | | | MODEL NUMBER | | | | | Approx. Packaged Weight |
|--|---|----------------|------------------|--|--|--|---|-------------------------------|
| MODEL | W x D x H | Basic Model | Base | Top Color | Edge Color | Shell Color | | |
|  RCKT | Short 3-Column Unit, Open with Laminate top and (18)3" Totes | 44x18x29 | RKT441829OPT/3T | <input type="checkbox"/> <input type="checkbox"/> <input type="checkbox"/> | <input type="checkbox"/> <input type="checkbox"/> <input type="checkbox"/> | <input type="checkbox"/> <input type="checkbox"/> <input type="checkbox"/> | <input type="checkbox"/> <input type="checkbox"/> | 151.1# |
| | • Laminate top (1-1/4" with 74P edge) | | | | | | | |
| | • Single-Face only | | | | | | | |
| | • Totes included are translucent with no lid (not included on the 'empty' model) | | | | | | | |
| | • Unit ships assembled, including totes and rail sets; glides/casters are field installed | | | | | | | |
|  RCKT | Short 3-Column Unit, Open with Laminate top and (9)6" Totes | 44x18x29 | RKT441829OPT/6T | <input type="checkbox"/> <input type="checkbox"/> <input type="checkbox"/> | <input type="checkbox"/> <input type="checkbox"/> <input type="checkbox"/> | <input type="checkbox"/> <input type="checkbox"/> <input type="checkbox"/> | <input type="checkbox"/> <input type="checkbox"/> | 145.9# |
| | • Laminate top (1-1/4" with 74P edge) | | | | | | | |
| | • Single-Face only | | | | | | | |
| | • Totes included are translucent with no lid (not included on the 'empty' model) | | | | | | | |
| | • Unit ships assembled, including totes and rail sets; glides/casters are field installed | | | | | | | |
|  RCKT | Short 3-Column Unit, Open with Laminate top and (12)3" and (3)6" Totes | 44x18x29 | RKT441829OPT/36T | <input type="checkbox"/> <input type="checkbox"/> <input type="checkbox"/> | <input type="checkbox"/> <input type="checkbox"/> <input type="checkbox"/> | <input type="checkbox"/> <input type="checkbox"/> <input type="checkbox"/> | <input type="checkbox"/> <input type="checkbox"/> | 153.0# |
| | • Laminate top (1-1/4" with 74P edge) | | | | | | | |
| | • Single-Face only | | | | | | | |
| | • Totes included are translucent with no lid (not included on the 'empty' model) | | | | | | | |
| | • Unit ships assembled, including totes and rail sets; glides/casters are field installed | | | | | | | |
|  RCKT | Short 3-Column Unit, Open with Laminate top-Empty | 44x18x29 | RKT441829OPT/XT | <input type="checkbox"/> <input type="checkbox"/> <input type="checkbox"/> | <input type="checkbox"/> <input type="checkbox"/> <input type="checkbox"/> | <input type="checkbox"/> <input type="checkbox"/> <input type="checkbox"/> | <input type="checkbox"/> <input type="checkbox"/> | 131.1# |
| | • Laminate top (1-1/4" with 74P edge) | | | | | | | |
| | • Single-Face only | | | | | | | |
| | • Tote and rail sets must be ordered separately and installed on-site | | | | | | | |
| | • Unit ships assembled; glides/casters are field installed | | | | | | | |
| | | | A | B | C | D | E | |

HOW TO ORDER

Indicate the following information on order form:

- Quantity of each item.
- Model number, including options. See "How To Build a Model Number".
- Any special service required.

Note:

- The ☐ indicates that a choice is required.
- The absence of the ☐ indicates that no choice is required.
- Alpha-numeric characters in place of ☐ indicate that no other alternatives are available.

HOW TO BUILD A MODEL NUMBER

- A** Select basic model.
- B** Select base option.
- | | |
|------------|-------------------|
| 4CW | - 4 black casters |
| 4GB | - 4 black glides |
- C** Select top laminate surface.
Refer to the **Product Color Options** page in this price list.
- D** Select edge color.
Refer to the **Product Color Options** page in this price list.
- E** Select shell color.
Refer to the **Product Color Options** page in this price list.



Ruckus® Storage (Freight Excluded Pricing)

Totes with Laminate Top

Freight
Excluded
Pricing

\$ 1366

\$ 1268

\$ 1342

\$ 1078

FINISH INFORMATION

Additional Laminate Offering

Additional laminates beyond KI standard offering, are available with two weeks extended leadtime. To specify additional laminates, use these designators followed by the supplier's color/pattern code:

Formica - LF/supplier's color pattern code
Nevamar - LN/supplier's color pattern code
Wilsonart - LW/supplier's color pattern code

KI's standard finish is the supplier's recommended finish for that color/pattern. Note: Nonstandard laminates from these suppliers (example: textured laminates), require an upcharge and additional leadtime. Contact KI.

SPECIAL SERVICES

Special Carton Marking

With specially marked information N/C

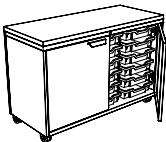
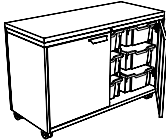
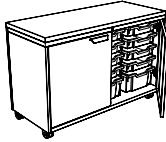

Shipping

Ships **assembled, FOB Pembroke, ON K8A 0E1, freight excluded.** Freight class 100.

Specifications and prices are subject to change without prior notice.

Ruckus® Storage (Freight Excluded Pricing)

Totes with Laminate Top

| | | | MODEL NUMBER | | | | | | | | | | |
|--|--|-----------|------------------|--------------------------|--------------------------|--------------------------|--------------------------|--------------------------|--------------------------|--------------------------|--------------------------|--|----------|
| | MODEL | W x D x H | Basic Model | Pull Option | Base | Top Color | Edge Color | Shell Color | Door Color | Lock Option | Lock Color | | |
|  RCKT | Short 3-Column Unit with Doors, Laminate Top and (18)3" Totes | 44x18x29 | RKT441829DRT/3T | <input type="checkbox"/> | <input type="checkbox"/> | <input type="checkbox"/> | <input type="checkbox"/> | <input type="checkbox"/> | <input type="checkbox"/> | <input type="checkbox"/> | <input type="checkbox"/> | | |
| | <ul style="list-style-type: none">Laminate top (1-1/4" with 74P edge)Single-Face onlyTotes included are translucent with no lid (not included on the 'empty' model)Unit ships assembled, including totes and rail sets; glides/casters are field installedSecure locking doors | | | | | | | | | | | | |
| | | | | | | | | | | | | | |
| | | | | | | | | | | | | | |
| | | | | | | | | | | | | | |
|  RCKT | Short 3-Column Unit with Doors, Laminate Top and (9)6" Totes | 44x18x29 | RKT441829DRT/6T | <input type="checkbox"/> | <input type="checkbox"/> | <input type="checkbox"/> | <input type="checkbox"/> | <input type="checkbox"/> | <input type="checkbox"/> | <input type="checkbox"/> | <input type="checkbox"/> | | |
| | <ul style="list-style-type: none">Laminate top (1-1/4" with 74P edge)Single-Face onlyTotes included are translucent with no lid (not included on the 'empty' model)Unit ships assembled, including totes and rail sets; glides/casters are field installedSecure locking doors | | | | | | | | | | | | |
| | | | | | | | | | | | | | |
| | | | | | | | | | | | | | |
| | | | | | | | | | | | | | |
|  RCKT | Short 3-Column Unit with Doors, Laminate Top and (12)3" and (3)6" Totes | 44x18x29 | RKT441829DRT/36T | <input type="checkbox"/> | <input type="checkbox"/> | <input type="checkbox"/> | <input type="checkbox"/> | <input type="checkbox"/> | <input type="checkbox"/> | <input type="checkbox"/> | <input type="checkbox"/> | | |
| | <ul style="list-style-type: none">Laminate top (1-1/4" with 74P edge)Single-Face onlyTotes included are translucent with no lid (not included on the 'empty' model)Unit ships assembled, including totes and rail sets; glides/casters are field installedSecure locking doors | | | | | | | | | | | | |
| | | | | | | | | | | | | | |
| | | | | | | | | | | | | | |
| | | | | | | | | | | | | | |
|  RCKT | Short 3-Column Unit with Doors and Laminate Top-Empty | 44x18x29 | RKT441829DRT/XT | <input type="checkbox"/> | <input type="checkbox"/> | <input type="checkbox"/> | <input type="checkbox"/> | <input type="checkbox"/> | <input type="checkbox"/> | <input type="checkbox"/> | <input type="checkbox"/> | | |
| | <ul style="list-style-type: none">Laminate top (1-1/4" with 74P edge)Single-Face onlyTote and rail sets must be ordered separately and installed on-siteUnit ships assembled; glides/casters are field installedSecure locking doors | | | | | | | | | | | | |
| | | | | | | | | | | | | | |
| | | | | | | | | | | | | | |
| | | | | | | | | | | | | | |
| | | | | | | | | | | | | | A |
| | | | | | | | | | | | | | B |
| | | | | | | | | | | | | | C |
| | | | | | | | | | | | | | D |
| | | | | | | | | | | | | | E |
| | | | | | | | | | | | | | F |
| | | | | | | | | | | | | | G |
| | | | | | | | | | | | | | H |
| | | | | | | | | | | | | | I |

| | |
|--------|---------|
| 157.1# | \$ 1264 |
|--------|---------|

KI's standard finish is the supplier's recommended finish for that color/pattern. Note: Nonstandard laminates from these suppliers (example: textured laminates), require an upcharge and additional leadtime. Contact KI.



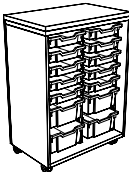

| | |
|-----------------------------------|-----|
| With specially marked information | N/C |
|-----------------------------------|-----|

Ships assembled, FOB Pembroke, ON K8A
0E1, freight excluded. Freight class 100.

Specifications and prices are subject to change without prior notice.

Ruckus® Storage (Freight Excluded Pricing)

Totes with Laminate Top

| | | | MODEL NUMBER | | | | | Approx. Packaged Weight |
|---|--|----------------|------------------|--|--|--|---|-------------------------------|
| MODEL | W x D x H | Basic Model | Base | Top Color | Edge Color | Shell Color | | |
|  RCKT | Tall 2-Column Unit, Open with Laminate Top and (18)3" Totes <ul style="list-style-type: none">Laminate top (1-1/4" with 74P edge)Single-Face onlyTotes included are translucent with no lid (not included on the 'empty' model)Unit ships assembled, including totes and rail sets; glides/casters are field installed | 30x18x42 | RKT301842OPT/3T | <input type="checkbox"/> <input type="checkbox"/> <input type="checkbox"/> | <input type="checkbox"/> <input type="checkbox"/> <input type="checkbox"/> | <input type="checkbox"/> <input type="checkbox"/> <input type="checkbox"/> | <input type="checkbox"/> <input type="checkbox"/> | 131.2# |
| | | | | | | | | |
| | | | | | | | | |
| | | | | | | | | |
| | | | | | | | | |
|  RCKT | Tall 2-Column Unit, Open with Laminate Top and (8)6" Totes <ul style="list-style-type: none">Laminate top (1-1/4" with 74P edge)Single-Face onlyTotes included are translucent with no lid (not included on the 'empty' model)Unit ships assembled, including totes and rail sets; glides/casters are field installed | 30x18x42 | RKT301842OPT/6T | <input type="checkbox"/> <input type="checkbox"/> <input type="checkbox"/> | <input type="checkbox"/> <input type="checkbox"/> <input type="checkbox"/> | <input type="checkbox"/> <input type="checkbox"/> <input type="checkbox"/> | <input type="checkbox"/> <input type="checkbox"/> | 123.7# |
| | | | | | | | | |
| | | | | | | | | |
| | | | | | | | | |
| | | | | | | | | |
|  RCKT | Tall 2-Column Unit, Open with Laminate Top and (10)3" and (4)6" Totes <ul style="list-style-type: none">Laminate top (1-1/4" with 74P edge)Single-Face onlyTotes included are translucent with no lid (not included on the 'empty' model)Unit ships assembled, including totes and rail sets; glides/casters are field installed | 30x18x42 | RKT301842OPT/36T | <input type="checkbox"/> <input type="checkbox"/> <input type="checkbox"/> | <input type="checkbox"/> <input type="checkbox"/> <input type="checkbox"/> | <input type="checkbox"/> <input type="checkbox"/> <input type="checkbox"/> | <input type="checkbox"/> <input type="checkbox"/> | 128.6# |
| | | | | | | | | |
| | | | | | | | | |
| | | | | | | | | |
| | | | | | | | | |
|  RCKT | Tall 2-Column Unit, Open with Laminate Top-Empty <ul style="list-style-type: none">Laminate top (1-1/4" with 74P edge)Single-Face onlyTote and rail sets must be ordered separately and installed on-siteUnit ships assembled; glides/casters are field installed | 30x18x42 | RKT301842OPT/XT | <input type="checkbox"/> <input type="checkbox"/> <input type="checkbox"/> | <input type="checkbox"/> <input type="checkbox"/> <input type="checkbox"/> | <input type="checkbox"/> <input type="checkbox"/> <input type="checkbox"/> | <input type="checkbox"/> <input type="checkbox"/> | 110.5# |
| | | | | | | | | |
| | | | | | | | | |
| | | | | | | | | |
| | | | | | | | | |
| | | | A | B | C | D | E | |

HOW TO ORDER

Indicate the following information on order form:

- Quantity of each item.
- Model number, including options. See "How To Build a Model Number".
- Any special service required.

Note:

- The ☐ indicates that a choice is required.
- The absence of the ☐ indicates that no choice is required.
- Alpha-numeric characters in place of ☐ indicate that no other alternatives are available.

HOW TO BUILD A MODEL NUMBER

- A** Select basic model.
- B** Select base option.
- | | |
|------------|-------------------|
| 4CW | - 4 black casters |
| 4GB | - 4 black glides |
- C** Select top laminate surface.
Refer to the **Product Color Options** page in this price list.
- D** Select edge color.
Refer to the **Product Color Options** page in this price list.
- E** Select shell color.
Refer to the **Product Color Options** page in this price list.

\$ 1287

\$ 1170

\$ 1248

\$ 999

KI's standard finish is the supplier's recommended finish for that color/pattern. Note: Nonstandard laminates from these suppliers (example: textured laminates), require an upcharge and additional leadtime. Contact KI.

Special Carton Marking

| | |
|-----------------------------------|-----|
| With specially marked information | N/C |
|-----------------------------------|-----|

Shipping

Ships assembled, FOB Pembroke, ON K8A
0E1, freight excluded. Freight class 100.

Specifications and prices are subject to change without prior notice.

Ruckus® Storage (Freight Excluded Pricing)

Totes with Laminate Top

| | | | MODEL NUMBER | | | | | | | | | |
|------|---|-----------|------------------|--------------------------|--------------------------|--------------------------|--------------------------|--------------------------|--------------------------|--------------------------|--------------------------|--|
| | MODEL | W x D x H | Basic Model | Pull Option | Base | Top Color | Edge Color | Shell Color | Door Color | Lock Option | Lock Color | |
| | Tall 2-Column Unit with Laminate Top, Doors and (18)3" Totes | 30x18x42 | RKT301842DRT/3T | <input type="checkbox"/> | <input type="checkbox"/> | <input type="checkbox"/> | <input type="checkbox"/> | <input type="checkbox"/> | <input type="checkbox"/> | <input type="checkbox"/> | <input type="checkbox"/> | |
| | • Laminate top (1-1/4" with 74P edge) | | | | | | | | | | | |
| | • Single-Face only | | | | | | | | | | | |
| | • Totes included are translucent with no lid (not included on the 'empty' model) | | | | | | | | | | | |
| | • Unit ships assembled, including totes and rail sets; glides/casters are field installed | | | | | | | | | | | |
| RCKT | • Secure locking doors | | | | | | | | | | | |
| | Tall 2-Column Unit with Laminate Top, Doors and (8)6" Totes | 30x18x42 | RKT301842DRT/6T | <input type="checkbox"/> | <input type="checkbox"/> | <input type="checkbox"/> | <input type="checkbox"/> | <input type="checkbox"/> | <input type="checkbox"/> | <input type="checkbox"/> | <input type="checkbox"/> | |
| | • Laminate top (1-1/4" with 74P edge) | | | | | | | | | | | |
| | • Single-Face only | | | | | | | | | | | |
| | • Totes included are translucent with no lid (not included on the 'empty' model) | | | | | | | | | | | |
| | • Unit ships assembled, including totes and rail sets; glides/casters are field installed | | | | | | | | | | | |
| RCKT | • Secure locking doors | | | | | | | | | | | |
| | Tall 2-Column Unit with Laminate Top, Doors and (10)3" and (4)6" Totes | 30x18x42 | RKT301842DRT/36T | <input type="checkbox"/> | <input type="checkbox"/> | <input type="checkbox"/> | <input type="checkbox"/> | <input type="checkbox"/> | <input type="checkbox"/> | <input type="checkbox"/> | <input type="checkbox"/> | |
| | • Laminate top (1-1/4" with 74P edge) | | | | | | | | | | | |
| | • Single-Face only | | | | | | | | | | | |
| | • Totes included are translucent with no lid (not included on the 'empty' model) | | | | | | | | | | | |
| | • Unit ships assembled, including totes and rail sets; glides/casters are field installed | | | | | | | | | | | |
| RCKT | • Secure locking doors | | | | | | | | | | | |
| | Tall 2-Column Unit with Laminate Top and Doors-Empty | 30x18x42 | RKT301842DRT/XT | <input type="checkbox"/> | <input type="checkbox"/> | <input type="checkbox"/> | <input type="checkbox"/> | <input type="checkbox"/> | <input type="checkbox"/> | <input type="checkbox"/> | <input type="checkbox"/> | |
| | • Laminate top (1-1/4" with 74P edge) | | | | | | | | | | | |
| | • Single-Face only | | | | | | | | | | | |
| | • Tote and rail sets must be ordered separately and installed on-site | | | | | | | | | | | |
| | • Unit ships assembled; glides/casters are field installed | | | | | | | | | | | |
| RCKT | • Secure locking doors | | | | | | | | | | | |
| | | | A | B | C | D | E | F | G | H | I | |

HOW TO ORDER

Indicate the following information on order form:

- Quantity of each item.
- Model number, including options. See "How To Build a Model Number".
- Any special service required.

Note: • The ☐ indicates that a choice is required.

- The absence of the ☐ indicates that no choice is required.
- Alpha-numeric characters in place of ☐ indicate that no other alternatives are available.

HOW TO BUILD A MODEL NUMBER

A Select basic model.

B Select pull option.

- S6** - Beveled pull Black
S5 - Beveled pull Satin Chrome

C Select base option.

- 4CW** - 4 black casters
4GB - 4 black glides

D Select top laminate surface.

Refer to the **Product Color Options** page in this price list.

E Select edge color.

Refer to the **Product Color Options** page in this price list.

F Select shell color.

Refer to the **Product Color Options** page in this price list.

G Select front door color.

Refer to the **Product Color Options** page in this price list.

H Select lock option.

- KS** - Key standard
NLC - No lock core
KA - Key alike

I Select lock color.

- BLL** - Black
SCL - Satin Chrome
Key Alike not available on Satin Chrome /SCL Locks.



Ruckus® Storage (Freight Excluded Pricing)

Totes with Laminate Top

| Approx. Packaged Weight | Freight Excluded Pricing |
|-------------------------------|--------------------------------|
| 157.2# | \$ 1475 |
| 149.7# | \$ 1358 |
| 154.6# | \$ 1436 |
| 136.5# | \$ 1188 |

FINISH INFORMATION

Additional Laminate Offering

Additional laminates beyond KI standard offering, are available with two weeks extended leadtime. To specify additional laminates, use these designators followed by the supplier's color/pattern code:

Formica - LF/supplier's color pattern code
Nevamar - LN/supplier's color pattern code
Wilsonart - LW/supplier's color pattern code

KI's standard finish is the supplier's recommended finish for that color/pattern. Note: Nonstandard laminates from these suppliers (example: textured laminates), require an upcharge and additional leadtime. Contact KI.

SPECIAL SERVICES

Special Carton Marking

With specially marked information N/C



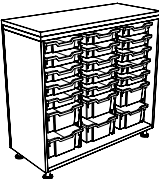

Shipping

Ships **assembled, FOB Pembroke, ON K8A 0E1, freight excluded.** Freight class 100.

Specifications and prices are subject to change without prior notice.

Ruckus® Storage (Freight Excluded Pricing)

Totes with Laminate Top

| | | | MODEL NUMBER | | | | | Approx. Packaged Weight |
|--|---|----------|------------------|--|--|--|---|-------------------------------|
| | | | Basic Model | Base | Top Color | Edge Color | Shell Color | |
|  RCKT | Tall 3-Column Unit, Open with Laminate top and (27)3" Totes | 44x18x42 | RKT441842OPT/3T | <input type="checkbox"/> <input type="checkbox"/> <input type="checkbox"/> | <input type="checkbox"/> <input type="checkbox"/> <input type="checkbox"/> | <input type="checkbox"/> <input type="checkbox"/> <input type="checkbox"/> | <input type="checkbox"/> <input type="checkbox"/> | 185.1# |
| | <ul style="list-style-type: none">• Laminate top (1-1/4" with 74P edge)• Single-Face only• Totes included are translucent with no lid (not included on the 'empty' model)• Unit ships assembled, including totes and rail sets; glides/casters are field installed | | | | | | | |
| | | | | | | | | |
| | | | | | | | | |
| | | | | | | | | |
|  RCKT | Tall 3-Column Unit, Open with Laminate top and (12)6" Totes | 44x18x42 | RKT441842OPT/6T | <input type="checkbox"/> <input type="checkbox"/> <input type="checkbox"/> | <input type="checkbox"/> <input type="checkbox"/> <input type="checkbox"/> | <input type="checkbox"/> <input type="checkbox"/> <input type="checkbox"/> | <input type="checkbox"/> <input type="checkbox"/> | 173.8# |
| | <ul style="list-style-type: none">• Laminate top (1-1/4" with 74P edge)• Single-Face only• Totes included are translucent with no lid (not included on the 'empty' model)• Unit ships assembled, including totes and rail sets; glides/casters are field installed | | | | | | | |
| | | | | | | | | |
| | | | | | | | | |
| | | | | | | | | |
|  RCKT | Tall 3-Column Unit, Open with Laminate top and (15)3" and (6)6" Totes | 44x18x42 | RKT441842OPT/36T | <input type="checkbox"/> <input type="checkbox"/> <input type="checkbox"/> | <input type="checkbox"/> <input type="checkbox"/> <input type="checkbox"/> | <input type="checkbox"/> <input type="checkbox"/> <input type="checkbox"/> | <input type="checkbox"/> <input type="checkbox"/> | 175.1# |
| | <ul style="list-style-type: none">• Laminate top (1-1/4" with 74P edge)• Single-Face only• Totes included are translucent with no lid (not included on the 'empty' model)• Unit ships assembled, including totes and rail sets; glides/casters are field installed | | | | | | | |
| | | | | | | | | |
| | | | | | | | | |
| | | | | | | | | |
|  RCKT | Tall 3-Column Unit, Open with Laminate top-Empty | 44x18x42 | RKT441842OPT/XT | <input type="checkbox"/> <input type="checkbox"/> <input type="checkbox"/> | <input type="checkbox"/> <input type="checkbox"/> <input type="checkbox"/> | <input type="checkbox"/> <input type="checkbox"/> <input type="checkbox"/> | <input type="checkbox"/> <input type="checkbox"/> | 154.0# |
| | <ul style="list-style-type: none">• Laminate top (1-1/4" with 74P edge)• Single-Face only• Tote and rail sets must be ordered separately and installed on-site• Unit ships assembled; glides/casters are field installed | | | | | | | |
| | | | | | | | | |
| | | | | | | | | |
| | | | | | | | | |

A **B** **C** **D** **E**

HOW TO ORDER

Indicate the following information on order form:

1. Quantity of each item.
2. Model number, including options. See "How To Build a Model Number".
3. Any special service required.

Note: • The ☐ indicates that a choice is required.
• The absence of the ☐ indicates that no choice is required.
• Alpha-numeric characters in place of ☐ indicate that no other alternatives are available.

HOW TO BUILD A MODEL NUMBER

- A** Select basic model.
- B** Select base option.
4CW - 4 black casters
4GB - 4 black glides
- C** Select top laminate surface.
Refer to the **Product Color Options** page in this price list.
- D** Select edge color.
Refer to the **Product Color Options** page in this price list.
- E** Select shell color.
Refer to the **Product Color Options** page in this price list.



Ruckus® Storage (Freight Excluded Pricing)

Totes with Laminate Top

| |
|--------------------------|
| Freight Excluded Pricing |
| \$ 1608 |
| |
| |
| |
| |
| |
| |
| |
| |
| \$ 1443 |
| |
| |
| |
| |
| |
| |
| |
| |
| |
| \$ 1558 |
| |
| |
| |
| |
| |
| |
| |
| |
| \$ 1180 |
| |
| |
| |
| |
| |
| |
| |
| |

FINISH INFORMATION

Additional Laminate Offering
Additional laminates beyond KI standard offering, are available with two weeks extended leadtime. To specify additional laminates, use these designators followed by the supplier's color/pattern code:

Formica - LF/supplier's color pattern code
Nevamar - LN/supplier's color pattern code
Wilsonart - LW/supplier's color pattern code

KI's standard finish is the supplier's recommended finish for that color/pattern. Note: Nonstandard laminates from these suppliers (example: textured laminates), require an upcharge and additional leadtime. Contact KI.

SPECIAL SERVICES


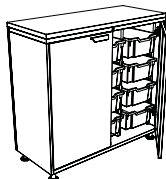


Special Carton Marking
With specially marked information N/C

Shipping
Ships **assembled, FOB Pembroke, ON K8A 0E1, freight excluded.** Freight class 100.

Specifications and prices are subject to change without prior notice.

Ruckus® Storage (Freight Excluded Pricing)

Totes with Laminate Top

| | | | MODEL NUMBER | | | | | | | | | |
|--|---|-----------|------------------|--------------------------|--------------------------|--------------------------|--------------------------|--------------------------|--------------------------|--------------------------|--------------------------|--|
| | MODEL | W x D x H | Basic Model | Pull Option | Base | Top Color | Edge Color | Shell Color | Door Color | Lock Option | Lock Color | |
|  RCKT | Tall 3-Column Unit with Doors, Laminate Top and (27)3" Totes | 44x18x42 | RKT441842DRT/3T | <input type="checkbox"/> | <input type="checkbox"/> | <input type="checkbox"/> | <input type="checkbox"/> | <input type="checkbox"/> | <input type="checkbox"/> | <input type="checkbox"/> | <input type="checkbox"/> | |
| | • Laminate top (1-1/4" with 74P edge) | | | | | | | | | | | |
| | • Single-Face only | | | | | | | | | | | |
| | • Totes included are translucent with no lid (not included on the 'empty' model) | | | | | | | | | | | |
| | • Unit ships assembled, including totes and rail sets; glides/casters are field installed | | | | | | | | | | | |
| | • Secure locking doors | | | | | | | | | | | |
|  RCKT | Tall 3-Column Unit with Doors, Laminate Top and (12)6" Totes | 44x18x42 | RKT441842DRT/6T | <input type="checkbox"/> | <input type="checkbox"/> | <input type="checkbox"/> | <input type="checkbox"/> | <input type="checkbox"/> | <input type="checkbox"/> | <input type="checkbox"/> | <input type="checkbox"/> | |
| | • Laminate top (1-1/4" with 74P edge) | | | | | | | | | | | |
| | • Single-Face only | | | | | | | | | | | |
| | • Totes included are translucent with no lid (not included on the 'empty' model) | | | | | | | | | | | |
| | • Unit ships assembled, including totes and rail sets; glides/casters are field installed | | | | | | | | | | | |
| | • Secure locking doors | | | | | | | | | | | |
|  RCKT | Tall 3-Column Unit with Doors, Laminate Top and (15)3" and (6)6" Totes | 44x18x42 | RKT441842DRT/36T | <input type="checkbox"/> | <input type="checkbox"/> | <input type="checkbox"/> | <input type="checkbox"/> | <input type="checkbox"/> | <input type="checkbox"/> | <input type="checkbox"/> | <input type="checkbox"/> | |
| | • Laminate top (1-1/4" with 74P edge) | | | | | | | | | | | |
| | • Single-Face only | | | | | | | | | | | |
| | • Totes included are translucent with no lid (not included on the 'empty' model) | | | | | | | | | | | |
| | • Unit ships assembled, including totes and rail sets; glides/casters are field installed | | | | | | | | | | | |
| | • Secure locking doors | | | | | | | | | | | |
|  RCKT | Tall 3-Column Unit with Doors and Laminate Top-Empty | 44x18x42 | RKT441842DRT/XT | <input type="checkbox"/> | <input type="checkbox"/> | <input type="checkbox"/> | <input type="checkbox"/> | <input type="checkbox"/> | <input type="checkbox"/> | <input type="checkbox"/> | <input type="checkbox"/> | |
| | • Laminate top (1-1/4" with 74P edge) | | | | | | | | | | | |
| | • Single-Face only | | | | | | | | | | | |
| | • Tote and rail sets must be ordered separately and installed on-site | | | | | | | | | | | |
| | • Unit ships assembled; glides/casters are field installed | | | | | | | | | | | |
| | • Secure locking doors | | | | | | | | | | | |
| | | | A | B | C | D | E | F | G | H | I | |

HOW TO ORDER

Indicate the following information on order form:

- Quantity of each item.
- Model number, including options. See "How To Build a Model Number".
- Any special service required.

Note: • The ☐ indicates that a choice is required.

- The absence of the ☐ indicates that no choice is required.
- Alpha-numeric characters in place of ☐ indicate that no other alternatives are available.

HOW TO BUILD A MODEL NUMBER

A Select basic model.

B Select pull option.

- S6** - Beveled pull Black
S5 - Beveled pull Satin Chrome

C Select base option.

- 4CW** - 4 black casters
4GB - 4 black glides

D Select top laminate surface.

Refer to the **Product Color Options** page in this price list.

E Select edge color.

Refer to the **Product Color Options** page in this price list.

F Select shell color.

Refer to the **Product Color Options** page in this price list.

G Select front door color.

Refer to the **Product Color Options** page in this price list.

H Select lock option.

- KS** - Key standard
NLC - No lock core
KA - Key alike

I Select lock color.

- BLL** - Black
SCL - Satin Chrome
Key Alike not available on Satin Chrome /SCL Locks.



Ruckus® Storage (Freight Excluded Pricing)

Totes with Laminate Top

| Approx. Packaged Weight | Freight Excluded Pricing |
|-------------------------------|--------------------------------|
| 211.1# | \$ 1814 |
| | |
| | |
| | |
| | |
| | |
| | |
| 199.8# | \$ 1662 |
| | |
| | |
| | |
| | |
| | |
| | |
| | |
| 201.1# | \$ 1779 |
| | |
| | |
| | |
| | |
| | |
| | |
| | |
| 180.0# | \$ 1394 |
| | |
| | |
| | |
| | |
| | |
| | |

FINISH INFORMATION

Additional Laminate Offering
Additional laminates beyond KI standard offering, are available with two weeks extended leadtime. To specify additional laminates, use these designators followed by the supplier's color/pattern code:

Formica - LF/supplier's color pattern code
Nevamar - LN/supplier's color pattern code
Wilsonart - LW/supplier's color pattern code

KI's standard finish is the supplier's recommended finish for that color/pattern. Note: Nonstandard laminates from these suppliers (example: textured laminates), require an upcharge and additional leadtime. Contact KI.

SPECIAL SERVICES

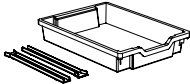
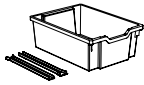
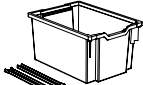
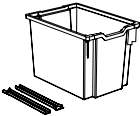
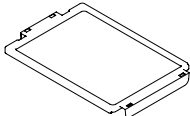
Special Carton Marking
With specially marked information N/C

Shipping
Ships **assembled, FOB Pembroke, ON K8A 0E1, freight excluded.** Freight class 100.

Specifications and prices are subject to change without prior notice.

Ruckus® Storage (Freight Excluded Pricing)

Storage Accessories

| MODEL | W x D | MODEL NUMBER | Approx. Packaged Weight |
|--|---|----------------|-------------------------------|
| | | Basic Model | |
|  RCKA | 3"H Totes Kit (includes 6 translucent totes and rail sets) | RKA3TKIT6 | 8.2# |
| | | | |
| | | | |
|  RCKA | 6"H Totes Kit (includes 6 translucent totes and rail sets) | RKA6TKIT6 | 11.2# |
| | | | |
| | | | |
|  RCKA | 9"H Totes Kit (includes 6 translucent totes and rail sets) | RKA9TKIT6 | 13.3# |
| | | | |
| | | | |
|  RCKA | 12"H Totes Kit (includes 6 translucent totes and rail sets) | RKA12TKIT6 | 17.5# |
| | | | |
| | | | |
|  RCKA | Tote Lids Kit (includes 6 translucent tote lids) | RKALIDKIT6 | 3.3# |
| | | | |
| | | | |

A

HOW TO ORDER

Indicate the following information on order form:

- Quantity of each item.
- Model number, including options. See "How To Build a Model Number".
- Any special service required.

Note:

- The ☐ indicates that a choice is required.
- The absence of the ☐ indicates that no choice is required.
- Alpha-numeric characters in place of ☐ indicate that no other alternatives are available.

HOW TO BUILD A MODEL NUMBER

A Select basic model.



Ruckus® Storage (Freight Excluded Pricing)

Storage Accessories

| Freight Excluded Pricing |
|--------------------------|
| \$ 130 |
| |
| |
| |
| \$ 150 |
| |
| |
| |
| \$ 190 |
| |
| |
| |
| \$ 210 |
| |
| |
| |
| \$ 80 |
| |
| |
| |
| |

SPECIAL SERVICES

Special Carton Marking

With specially marked information N/C


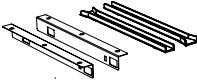
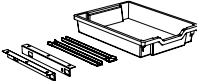
Shipping

Ships **assembled, FOB Pembroke, ON K8A 0E1, freight excluded.** Freight class 100.

Specifications and prices are subject to change without prior notice.

Ruckus® Storage (Freight Excluded Pricing)

Storage Accessories

| MODEL | MODEL NUMBER | | Approx. Packaged Weight |
|--|----------------|--------------------------|-------------------------------|
| | Basic Model | Rail Color | |
|  Tote Storage Rails Kit (includes 12 rail sets) RCKA | RKARAILKIT12 | | 2.6# |
|  Undersurface Rail kit (tote specified separately) RCKA | RKAUSRKIT1 | <input type="checkbox"/> | 1.0# |
|  Undersurface Rail kit, with 3" Tote RCKA | RKAUSR3TKIT1 | <input type="checkbox"/> | 2.2# |
| | A | B | |

HOW TO ORDER

Indicate the following information on order form:

1. Quantity of each item.
2. Model number, including options. See "How To Build a Model Number".
3. Any special service required.

- Note:
- The ☐ indicates that a choice is required.
 - The absence of the ☐ indicates that no choice is required.
 - Alpha-numeric characters in place of ☐ indicate that no other alternatives are available.

HOW TO BUILD A MODEL NUMBER

- A** Select basic model.
- B** Select rail color.
Refer to the **Product Color Options** page in this price list.



Ruckus® Storage (Freight Excluded Pricing)

Storage Accessories

| |
|--------------------------|
| Freight Excluded Pricing |
| \$ 85 |
| |
| |
| |
| \$ 56 |
| |
| |
| |
| \$ 70 |
| |
| |
| |

SPECIAL SERVICES

Special Carton Marking

With specially marked information N/C

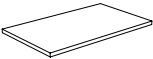



Shipping

Ships **assembled, FOB Pembroke, ON K8A 0E1, freight excluded.** Freight class 100.

Specifications and prices are subject to change without prior notice.

Ruckus® Storage (Freight Excluded Pricing)

Storage Accessories

| | | MODEL NUMBER | | | Approx. Packaged Weight |
|---|--|----------------|--------------|--|-------------------------------|
| | | Basic Model | Top Color | Edge Color | |
|  RCKA | Tote Storage Top 30Wx18D • Laminate top (1-1/4" with 74P edge) | 30 x 18 | RKATTOP3018 | <input type="checkbox"/> <input type="checkbox"/> <input type="checkbox"/> | 19.4# |
| | | | | | |
| | | | | | |
| | | | | | |
|  RCKA | Tote Storage Top 44Wx18D • Laminate top (1-1/4" with 74P edge) | 44 x 18 | RKATTOP4418 | <input type="checkbox"/> <input type="checkbox"/> <input type="checkbox"/> | 28.4# |
| | | | | | |
| | | | | | |
| | | | | | |
|  RCKA | Ruckus Storage Caster Kit (4 Black Casters) | | RKA4CWKIT | | 2.0# |
| | | | | | |
| | | | | | |
| | | | | | |
|  RCKA | Ruckus Storage Glide Kit (4 Black Glides) | | RKA4GBKIT | | 1.5# |
| | | | | | |
| | | | | | |
| | | | | | |

A **B** **C**

HOW TO ORDER

Indicate the following information on order form:

1. Quantity of each item.
2. Model number, including options. See "How To Build a Model Number".
3. Any special service required.

Note:

- The ☐ indicates that a choice is required.
- The absence of the ☐ indicates that no choice is required.
- Alpha-numeric characters in place of ☐ indicate that no other alternatives are available.

HOW TO BUILD A MODEL NUMBER

- A** Select basic model.
- B** Select top laminate surface.
Refer to the **Product Color Options** page in this price list.
- C** Select edge color.
Refer to the **Product Color Options** page in this price list.



Ruckus® Storage (Freight Excluded Pricing)

Storage Accessories

| |
|--------------------------|
| Freight Excluded Pricing |
| \$ 149 |
| |
| |
| |
| \$ 192 |
| |
| |
| |
| \$ 20 |
| |
| |
| |
| \$ 25 |
| |
| |
| |

SPECIAL SERVICES

Special Carton Marking

With specially marked information N/C

Shipping

Ships **assembled, FOB Pembroke, ON K8A 0E1, freight excluded.** Freight class 100.

Specifications and prices are subject to change without prior notice.

Ruckus® Storage (Freight Excluded Pricing)

Storage Accessories

| | | | MODEL NUMBER | Approx. Packaged Weight |
|-------|---|-----------------------------|--------------|-------------------------------|
| MODEL | Features | Basic Model | | |
| HRDPT | P-Series Keys | Lock Core/2 Key Set - Black | 2.KP20522 | 0.4# |
| | • Double bit design | Master Key | 2.KP20550 | 0.2# |
| | • Range of 200 different core/key numbers available | Extractor Key | 2.KP20551 | 0.2# |
| | • Must specify lock number(s) requested when ordering cut key or lock core/key sets | Blank Key | 2.KP20552 | 0.2# |
| | | Cut Key | 2.KP20557 | 0.2# |
| | | | | |
| HRDPT | Locker Master Key for CLCK Lock | | 2.KP61614 | 0.2# |
| | • Master key for CLCK combination locks | | | |
| | • Not for use with any other locks except Ruckus combination locks | | | |
| HRDPT | Locker Master Key for DLCK Lock | | 2.KP61616 | 0.2# |
| | • Master key for DLCK digital locks | | | |
| | • Not for use with any other locks except Ruckus digital locks | | | |

A

HOW TO ORDER

Indicate the following information on order form:

1. Quantity of each item.
2. Model number, including options. See "How To Build a Model Number".
3. Any special service required.

Note:

- The ☐ indicates that a choice is required.
- The absence of the ☐ indicates that no choice is required.
- Alpha-numeric characters in place of ☐ indicate that no other alternatives are available.

HOW TO BUILD A MODEL NUMBER

A Select basic model.



Ruckus® Storage (Freight Excluded Pricing)

Storage Accessories

| Freight Excluded Pricing | |
|--------------------------|----|
| \$ | 12 |
| | 9 |
| | 9 |
| | 3 |
| | 4 |
| | |
| \$ | 22 |
| | |
| | |
| \$ | 7 |
| | |
| | |

SPECIAL SERVICES

Special Carton Marking

With specially marked information N/C



Shipping

Ships **assembled, FOB Pembroke, ON K8A 0E1, freight prepaid.** Freight class 70.

Specifications and prices are subject to change without prior notice.

Ruckus® Seating (Delivered Pricing)

Four-Leg Chair

| | | | | MODEL NUMBER | | | | | | | |
|---|---|------------------|-----|--------------|--|--|---|--|---|--|--|
| MODEL | | Features | H | Basic Model | Fire Code | Poly Color | Frame Color | Glide Option | Upholstery Color | | |
|  | Four-Leg Chair with Glides <ul style="list-style-type: none">Model does not stackShips fully assembled, packaged 1 chair per carton | Polypropylene | 15" | RK1100H15NB | <input type="checkbox"/> <input type="checkbox"/> <input type="checkbox"/> | <input type="checkbox"/> <input type="checkbox"/> <input type="checkbox"/> | <input type="checkbox"/> <input type="checkbox"/> | <input type="checkbox"/> <input type="checkbox"/> <input type="checkbox"/> | | | |
| | | Polypropylene | 18" | RK1100H18NB | <input type="checkbox"/> <input type="checkbox"/> <input type="checkbox"/> | <input type="checkbox"/> <input type="checkbox"/> <input type="checkbox"/> | <input type="checkbox"/> <input type="checkbox"/> | <input type="checkbox"/> <input type="checkbox"/> <input type="checkbox"/> | | | |
| | | | | | | | | | | | |
| | | | | | | | | | | | |
| | | | | | | | | | | | |
| RK11 | | | | | | | | | | | |
|  | Four-Leg Chair with Glides <ul style="list-style-type: none">Model does not stackShips fully assembled, packaged 1 chair per carton | Upholstered Seat | 15" | RK1200H15NB | <input type="checkbox"/> <input type="checkbox"/> <input type="checkbox"/> | <input type="checkbox"/> <input type="checkbox"/> <input type="checkbox"/> | <input type="checkbox"/> <input type="checkbox"/> | <input type="checkbox"/> <input type="checkbox"/> <input type="checkbox"/> | <input type="checkbox"/> <input type="checkbox"/> <input type="checkbox"/> <input type="checkbox"/> <input type="checkbox"/> <input type="checkbox"/> | | |
| | | Upholstered Seat | 18" | RK1200H18NB | <input type="checkbox"/> <input type="checkbox"/> <input type="checkbox"/> | <input type="checkbox"/> <input type="checkbox"/> <input type="checkbox"/> | <input type="checkbox"/> <input type="checkbox"/> | <input type="checkbox"/> <input type="checkbox"/> <input type="checkbox"/> | <input type="checkbox"/> <input type="checkbox"/> <input type="checkbox"/> <input type="checkbox"/> <input type="checkbox"/> <input type="checkbox"/> | | |
| | | | | | | | | | | | |
| | | | | | | | | | | | |
| | | | | | | | | | | | |
| RK12 | | | | | | | | | | | |
| | | | | A | B | C | D | E | F | | |

HOW TO ORDER

Indicate the following information on order form:

1. Quantity of each item.
2. Model number, including options. See "How To Build a Model Number".
3. Any special service required.

Note: • The ☐ indicates that a choice is required.

- The absence of the ☐ indicates that no choice is required.

- Alpha-numeric characters in place of ☐ indicate that no other alternatives are available.

HOW TO BUILD A MODEL NUMBER

- A** Select basic model.

- B** Select fire retardant.

NFR - Compliance to TB 117-2013
FR - Compliance to TB 133

- C** Select poly color.

Refer to the **Product Color Options** page in this price list.

- D** Select frame finish.

Refer to the **Product Color Options** page in this price list.

- E** Select glide option.

GFT - Felt glides
GPL - Nylon plastic glides
GSL - Steel glides

- F** Select upholstery grade/color.

Refer to ki.com/fabrics



Ruckus® Seating (Delivered Pricing)

Four-Leg Chair

| Approx. Packaged Weight | Delivered Pricing Unupholstered | Delivered Pricing Fabric Grade 1 & C.O.M. | Delivered Pricing Fabric Grade 2 | Delivered Pricing Fabric Grade 3 & Group 2V Vinyl | Delivered Pricing C.O.V. | Delivered Pricing Pallas Fabric Group P0 | Delivered Pricing Pallas Fabric Group P1 | Delivered Pricing Pallas Fabric Group P2 | Delivered Pricing Pallas Fabric Group P3 | Delivered Pricing Pallas Fabric Group P4 |
|-------------------------------|---------------------------------------|--|---|---|--------------------------------|---|---|---|---|---|
| 29.0# | \$ 193 | | | | | | | | | |
| 30.0# | 195 | | | | | | | | | |
| | | | | | | | | | | |
| | | | | | | | | | | |
| | | | | | | | | | | |
| | | | | | | | | | | |
| 31.5# | N/A | \$ 304 | \$ 312 | \$ 329 | \$ 304 | \$ 338 | \$ 388 | \$ 404 | \$ 424 | \$ 452 |
| 32.5# | N/A | 307 | 316 | 332 | 307 | 341 | 392 | 407 | 427 | 455 |
| | | | | | | | | | | |
| | | | | | | | | | | |
| | | | | | | | | | | |
| | | | | | | | | | | |

UPHOLSTERY INFORMATION

C.O.M. Upholstery

C.O.M. requirement for 10 chairs or less with upholstered seat or upholstered seat and back is 3/4 yard per chair of 54" wide nondirectional fabric. For orders of 11 or more with upholstered seat and back and for complete information on ordering C.O.M. see "Ordering C.O.M., C.O.V. and C.O.L." section.

OPTIONS

California TB133 Fire Safety Code

The above seating products can be manufactured using the appropriate flame-retardant materials for compliance to California Technical Bulletin 133. Add "FR" to end of model number.

Model=Polypropylene
Added Lead Time=none
Added List Price=\$20
Model=Upholstered Seat Only
Added Lead Time=none
Added List Price=\$31

SPECIAL SERVICES

Special Carton Marking

With specially marked information N/C



Shipping

Ships **assembled, FOB Green Bay, WI 54302, freight prepaid.** Freight class 250.

Specifications and prices are subject to change without prior notice.

Ruckus® Seating (Delivered Pricing)

Four-Leg Chair

| | | | | MODEL NUMBER | | | | | | | |
|---|--|------------------|-----|--------------|--|--|---|---|---|--|--|
| | MODEL | Features | H | Basic Model | Fire Code | Poly Color | Frame Color | Caster Type | Upholstery Color | | |
|  | Four-Leg Chair with Casters <ul style="list-style-type: none">Model does not stackShips fully assembled, packaged 1 chair per carton | Polypropylene | 15" | RK2100H15NB | <input type="checkbox"/> <input type="checkbox"/> <input type="checkbox"/> | <input type="checkbox"/> <input type="checkbox"/> <input type="checkbox"/> | <input type="checkbox"/> <input type="checkbox"/> | <input type="checkbox"/> <input type="checkbox"/> <input type="checkbox"/> | | | |
| | | Polypropylene | 18" | RK2100H18NB | <input type="checkbox"/> <input type="checkbox"/> <input type="checkbox"/> | <input type="checkbox"/> <input type="checkbox"/> <input type="checkbox"/> | <input type="checkbox"/> <input type="checkbox"/> | <input type="checkbox"/> <input type="checkbox"/> <input type="checkbox"/> | | | |
| | | | | | | | | | | | |
| | | | | | | | | | | | |
| | | | | | | | | | | | |
| RK21 | | | | | | | | | | | |
|  | Four-Leg Chair with Casters <ul style="list-style-type: none">Model does not stackShips fully assembled, packaged 1 chair per carton | Upholstered Seat | 15" | RK2200H15NB | <input type="checkbox"/> <input type="checkbox"/> <input type="checkbox"/> | <input type="checkbox"/> <input type="checkbox"/> <input type="checkbox"/> | <input type="checkbox"/> <input type="checkbox"/> | <input type="checkbox"/> <input type="checkbox"/> <input type="checkbox"/> <input type="checkbox"/> | <input type="checkbox"/> <input type="checkbox"/> <input type="checkbox"/> <input type="checkbox"/> | | |
| | | Upholstered Seat | 18" | RK2200H18NB | <input type="checkbox"/> <input type="checkbox"/> <input type="checkbox"/> | <input type="checkbox"/> <input type="checkbox"/> <input type="checkbox"/> | <input type="checkbox"/> <input type="checkbox"/> | <input type="checkbox"/> <input type="checkbox"/> <input type="checkbox"/> <input type="checkbox"/> | <input type="checkbox"/> <input type="checkbox"/> <input type="checkbox"/> <input type="checkbox"/> | | |
| | | | | | | | | | | | |
| | | | | | | | | | | | |
| | | | | | | | | | | | |
| RK22 | | | | | | | | | | | |
| | | | | A | B | C | D | E | F | | |

HOW TO ORDER

Indicate the following information on order form:

- Quantity of each item.
- Model number, including options. See "How To Build a Model Number".
- Any special service required.

Note:

- The ☐ indicates that a choice is required.
- The absence of the ☐ indicates that no choice is required.
- Alpha-numeric characters in place of ☐ indicate that no other alternatives are available.

HOW TO BUILD A MODEL NUMBER

- A** Select basic model.
- B** Select fire retardant.
- | | |
|------------|-----------------------------|
| NFR | - Compliance to TB 117-2013 |
| FR | - Compliance to TB 133 |
- C** Select poly color.
Refer to the **Product Color Options** page in this price list.
- D** Select frame finish.
Refer to the **Product Color Options** page in this price list.
- E** Select caster type.
- | | |
|------------|----------------------|
| CCC | - Carpet casters |
| CHC | - Hard floor casters |
- F** Select upholstery grade/color.
Refer to ki.com/fabrics

[illegible]

UPHOLSTERY INFORMATION

C.O.M. Upholstery

C.O.M. requirement for 10 chairs or less with upholstered seat or upholstered seat and back is 3/4 yard per chair of 54" wide nondirectional fabric. For orders of 11 or more with upholstered seat and back and for complete information on ordering C.O.M. see "Ordering C.O.M., C.O.V. and C.O.L." section.

OPTIONS

California TB133 Fire Safety Code

The above seating products can be manufactured using the appropriate flame-retardant materials for compliance to California Technical Bulletin 133. Add "FR" to end of model number.
Model=Polypropylene
Added Lead Time=none
Added List Price=\$20
Model=Upholstered Seat Only
Added Lead Time=none
Added List Price=\$31

SPECIAL SERVICES

Special Carton Marking

| | |
|-----------------------------------|-----|
| With specially marked information | N/C |
|-----------------------------------|-----|



Shipping

Ships **assembled, FOB Green Bay, WI 54302, freight prepaid.** Freight class 250.

Specifications and prices are subject to change without prior notice.

Ruckus® Seating (Delivered Pricing)

Stack Chair with Glides

| | | | | MODEL NUMBER | | | | | | |
|---|---|------------------|-----|--------------|--|--|--|--|---|--|
| | | | | Basic Model | Fire Code | Poly Color | Frame Color | Glide Option | Upholstery Color | |
|  | Stack Chair with Glides <ul style="list-style-type: none">Ships fully assembled, packaged 1 chair per carton15" chair stacks 3 high18" chair stacks 4 high | Polypropylene | 15" | RKU100H15NB | <input type="checkbox"/> <input type="checkbox"/> <input type="checkbox"/> | <input type="checkbox"/> <input type="checkbox"/> <input type="checkbox"/> | <input type="checkbox"/> <input type="checkbox"/> <input type="checkbox"/> | <input type="checkbox"/> <input type="checkbox"/> <input type="checkbox"/> | | |
| | | Polypropylene | 18" | RKU100H18NB | <input type="checkbox"/> <input type="checkbox"/> <input type="checkbox"/> | <input type="checkbox"/> <input type="checkbox"/> <input type="checkbox"/> | <input type="checkbox"/> <input type="checkbox"/> <input type="checkbox"/> | <input type="checkbox"/> <input type="checkbox"/> <input type="checkbox"/> | | |
| | | | | | | | | | | |
| | | | | | | | | | | |
| | | | | | | | | | | |
| RKU1 | | | | | | | | | | |
|  | Stack Chair with Glides <ul style="list-style-type: none">Ships fully assembled, packaged 1 chair per carton15" chair stacks 2 high18" chair stacks 3 high | Upholstered Seat | 15" | RKU200H15NB | <input type="checkbox"/> <input type="checkbox"/> <input type="checkbox"/> | <input type="checkbox"/> <input type="checkbox"/> <input type="checkbox"/> | <input type="checkbox"/> <input type="checkbox"/> <input type="checkbox"/> | <input type="checkbox"/> <input type="checkbox"/> <input type="checkbox"/> | <input type="checkbox"/> <input type="checkbox"/> <input type="checkbox"/> <input type="checkbox"/> <input type="checkbox"/> <input type="checkbox"/> | |
| | | Upholstered Seat | 18" | RKU200H18NB | <input type="checkbox"/> <input type="checkbox"/> <input type="checkbox"/> | <input type="checkbox"/> <input type="checkbox"/> <input type="checkbox"/> | <input type="checkbox"/> <input type="checkbox"/> <input type="checkbox"/> | <input type="checkbox"/> <input type="checkbox"/> <input type="checkbox"/> | <input type="checkbox"/> <input type="checkbox"/> <input type="checkbox"/> <input type="checkbox"/> <input type="checkbox"/> <input type="checkbox"/> | |
| | | | | | | | | | | |
| | | | | | | | | | | |
| | | | | | | | | | | |
| RKU2 | | | | | | | | | | |
| | | | | A | B | C | D | E | F | |

HOW TO ORDER

Indicate the following information on order form:

- Quantity of each item.
- Model number, including options. See "How To Build a Model Number".
- Any special service required.

Note: • The ☐ indicates that a choice is required.

- The absence of the ☐ indicates that no choice is required.

- Alpha-numeric characters in place of ☐ indicate that no other alternatives are available.

HOW TO BUILD A MODEL NUMBER

A Select basic model.

B Select fire retardant.

| | |
|------------|-----------------------------|
| NFR | - Compliance to TB 117-2013 |
| FR | - Compliance to TB 133 |

C Select poly color.

Refer to the **Product Color Options** page in this price list.

D Select frame finish.

Refer to the **Product Color Options** page in this price list.

E Select glide option.

| | |
|------------|------------------------|
| GFT | - Felt glides |
| GPL | - Nylon plastic glides |
| GSL | - Steel glides |

F Select upholstery grade/color.

Refer to [ki.com/fabrics](https://www.ki.com/fabrics)



Ruckus® Seating (Delivered Pricing)

Stack Chair with Glides

| Approx. Packaged Weight | Delivered Pricing Unupholstered | Delivered Pricing Fabric Grade 1 & C.O.M. | Delivered Pricing Fabric Grade 2 | Delivered Pricing Fabric Grade 3 & Group 2V Vinyl | Delivered Pricing C.O.V. | Delivered Pricing Pallas Fabric Group P0 | Delivered Pricing Pallas Fabric Group P1 | Delivered Pricing Pallas Fabric Group P2 | Delivered Pricing Pallas Fabric Group P3 | Delivered Pricing Pallas Fabric Group P4 |
|-------------------------------|---------------------------------------|--|---|---|--------------------------------|---|---|---|---|---|
| 34.0# | \$ 246 | | | | | | | | | |
| 35.0# | 250 | | | | | | | | | |
| | | | | | | | | | | |
| | | | | | | | | | | |
| | | | | | | | | | | |
| | | | | | | | | | | |
| | | | | | | | | | | |
| 36.5# | N/A | \$ 352 | \$ 360 | \$ 375 | \$ 352 | \$ 384 | \$ 432 | \$ 446 | \$ 465 | \$ 492 |
| 37.5# | N/A | 355 | 363 | 379 | 355 | 387 | 435 | 449 | 468 | 495 |
| | | | | | | | | | | |
| | | | | | | | | | | |
| | | | | | | | | | | |

UPHOLSTERY INFORMATION

C.O.M. Upholstery

C.O.M. requirement for 10 chairs or less with upholstered seat or upholstered seat and back is 3/4 yard per chair of 54" wide nondirectional fabric. For orders of 11 or more with upholstered seat and back and for complete information on ordering C.O.M. see "Ordering C.O.M., C.O.V. and C.O.L." section.

OPTIONS

California TB133 Fire Safety Code

The above seating products can be manufactured using the appropriate flame-retardant materials for compliance to California

Technical Bulletin 133. Add "FR" to end of model number.

Model=Polypropylene

Added Lead Time=none

Added List Price=\$20

Model=Upholstered Seat Only

Added Lead Time=none

Added List Price=\$31

SPECIAL SERVICES

Special Carton Marking

With specially marked information N/C



Shipping

Ships **assembled, FOB Green Bay, WI 54302, freight prepaid.** Freight class 125.

Specifications and prices are subject to change without prior notice.

Ruckus® Seating (Delivered Pricing)

Stack Chair with Glides

| | | | | MODEL NUMBER | | | | | | | |
|---|--|------------------|-----|--------------|--|--|--------------------------|---|--|---|--|
| | | | | Basic Model | Fire Code | Poly Color | Frame Color | Bookbag Rack Color | Glide Option | Upholstery Color | |
|  | Stack Chair with Glides and Bookbag Rack <ul style="list-style-type: none">Ships fully assembled, packaged 1 chair per carton15" chair stacks 3 high18" chair stacks 4 high | Polypropylene | 15" | RKU100H15BR | <input type="checkbox"/> <input type="checkbox"/> <input type="checkbox"/> | <input type="checkbox"/> <input type="checkbox"/> <input type="checkbox"/> | <input type="checkbox"/> | <input type="checkbox"/> <input type="checkbox"/> <input type="checkbox"/> <input type="checkbox"/> | <input type="checkbox"/> <input type="checkbox"/> <input type="checkbox"/> | | |
| | | Polypropylene | 18" | RKU100H18BR | <input type="checkbox"/> <input type="checkbox"/> <input type="checkbox"/> | <input type="checkbox"/> <input type="checkbox"/> <input type="checkbox"/> | <input type="checkbox"/> | <input type="checkbox"/> <input type="checkbox"/> <input type="checkbox"/> <input type="checkbox"/> | <input type="checkbox"/> <input type="checkbox"/> <input type="checkbox"/> | | |
| | | | | | | | | | | | |
| | | | | | | | | | | | |
| | | | | | | | | | | | |
| RKU1 | | | | | | | | | | | |
|  | Stack Chair with Glides and Bookbag Rack <ul style="list-style-type: none">Ships fully assembled, packaged 1 chair per carton15" chair stacks 2 high18" chair stacks 3 high | Upholstered Seat | 15" | RKU200H15BR | <input type="checkbox"/> <input type="checkbox"/> <input type="checkbox"/> | <input type="checkbox"/> <input type="checkbox"/> <input type="checkbox"/> | <input type="checkbox"/> | <input type="checkbox"/> <input type="checkbox"/> <input type="checkbox"/> <input type="checkbox"/> | <input type="checkbox"/> <input type="checkbox"/> <input type="checkbox"/> | <input type="checkbox"/> <input type="checkbox"/> <input type="checkbox"/> <input type="checkbox"/> | |
| | | Upholstered Seat | 18" | RKU200H18BR | <input type="checkbox"/> <input type="checkbox"/> <input type="checkbox"/> | <input type="checkbox"/> <input type="checkbox"/> <input type="checkbox"/> | <input type="checkbox"/> | <input type="checkbox"/> <input type="checkbox"/> <input type="checkbox"/> <input type="checkbox"/> | <input type="checkbox"/> <input type="checkbox"/> <input type="checkbox"/> | <input type="checkbox"/> <input type="checkbox"/> <input type="checkbox"/> <input type="checkbox"/> | |
| | | | | | | | | | | | |
| | | | | | | | | | | | |
| | | | | | | | | | | | |
| RKU2 | | | | | | | | | | | |
| | | | | A | B | C | D | E | F | G | |

HOW TO ORDER

Indicate the following information on order form:

- Quantity of each item.
- Model number, including options. See "How To Build a Model Number".
- Any special service required.

Note:

- The ☐ indicates that a choice is required.
- The absence of the ☐ indicates that no choice is required.
- Alpha-numeric characters in place of ☐ indicate that no other alternatives are available.

HOW TO BUILD A MODEL NUMBER

A Select basic model.

B Select fire retardant.

NFR - Compliance to TB 117-2013
FR - Compliance to TB 133

C Select poly color.

Refer to the **Product Color Options** page in this price list.

D Select frame finish.

Refer to the **Product Color Options** page in this price list.

E Select bookbag rack color.

Refer to the **Product Color Options** page in this price list.

F Select glide option.

GFT - Felt glides
GPL - Nylon plastic glides
GSL - Steel glides

G Select upholstery grade/color.
Refer to [ki.com/fabrics](https://www.ki.com/fabrics)



Ruckus® Seating (Delivered Pricing)

Stack Chair with Glides

| Approx. Packaged Weight | Delivered Pricing Unupholstered | Delivered Pricing Fabric Grade 1 & C.O.M. | Delivered Pricing Fabric Grade 2 | Delivered Pricing Fabric Grade 3 & Group 2V Vinyl | Delivered Pricing C.O.V. | Delivered Pricing Pallas Fabric Group P0 | Delivered Pricing Pallas Fabric Group P1 | Delivered Pricing Pallas Fabric Group P2 | Delivered Pricing Pallas Fabric Group P3 | Delivered Pricing Pallas Fabric Group P4 |
|-------------------------------|---------------------------------------|--|---|---|--------------------------------|---|---|---|---|---|
| 37.0# | \$ 300 | | | | | | | | | |
| 38.0# | 304 | | | | | | | | | |
| | | | | | | | | | | |
| | | | | | | | | | | |
| | | | | | | | | | | |
| | | | | | | | | | | |
| 39.5# | N/A | \$ 406 | \$ 414 | \$ 430 | \$ 406 | \$ 438 | \$ 486 | \$ 500 | \$ 519 | \$ 546 |
| 40.5# | N/A | 421 | 430 | 445 | 421 | 453 | 501 | 516 | 535 | 562 |
| | | | | | | | | | | |
| | | | | | | | | | | |
| | | | | | | | | | | |
| | | | | | | | | | | |

UPHOLSTERY INFORMATION

C.O.M. Upholstery

C.O.M. requirement for 10 chairs or less with upholstered seat or upholstered seat and back is 3/4 yard per chair of 54" wide nondirectional fabric. For orders of 11 or more with upholstered seat and back and for complete information on ordering C.O.M. see "Ordering C.O.M., C.O.V. and C.O.L." section.

OPTIONS

California TB133 Fire Safety Code

The above seating products can be manufactured using the appropriate flame-retardant materials for compliance to California

Technical Bulletin 133. Add "FR" to end of model number.

Model=Polypropylene

Added Lead Time=none

Added List Price=\$20

Model=Upholstered Seat Only

Added Lead Time=none

Added List Price=\$31

SPECIAL SERVICES

Special Carton Marking

With specially marked information N/C



Shipping

Ships **assembled, FOB Green Bay, WI 54302, freight prepaid.** Freight class 125.

Specifications and prices are subject to change without prior notice.

Ruckus® Seating (Delivered Pricing)

Stack Chair with Casters

| | | | | MODEL NUMBER | | | | | | |
|---|--|------------------|-----|--------------|--|--|---|---|---|--|
| | | | | Basic Model | Fire Code | Poly Color | Frame Color | Caster Type | Upholstery Color | |
|  | Stack Chair with Casters <ul style="list-style-type: none">Ships fully assembled, packaged 1 chair per carton15" chair stacks 3 high18" chair stacks 4 high | Polypropylene | 15" | RKV100H15NB | <input type="checkbox"/> <input type="checkbox"/> <input type="checkbox"/> | <input type="checkbox"/> <input type="checkbox"/> <input type="checkbox"/> | <input type="checkbox"/> <input type="checkbox"/> | <input type="checkbox"/> <input type="checkbox"/> <input type="checkbox"/> | | |
| | | Polypropylene | 18" | RKV100H18NB | <input type="checkbox"/> <input type="checkbox"/> <input type="checkbox"/> | <input type="checkbox"/> <input type="checkbox"/> <input type="checkbox"/> | <input type="checkbox"/> <input type="checkbox"/> | <input type="checkbox"/> <input type="checkbox"/> <input type="checkbox"/> | | |
| | | | | | | | | | | |
| | | | | | | | | | | |
| | | | | | | | | | | |
| | | | | | | | | | | |
| RKV1 | | | | | | | | | | |
|  | Stack Chair with Casters <ul style="list-style-type: none">Ships fully assembled, packaged 1 chair per carton15" chair stacks 2 high18" chair stacks 3 high | Upholstered Seat | 15" | RKV200H15NB | <input type="checkbox"/> <input type="checkbox"/> <input type="checkbox"/> | <input type="checkbox"/> <input type="checkbox"/> <input type="checkbox"/> | <input type="checkbox"/> <input type="checkbox"/> | <input type="checkbox"/> <input type="checkbox"/> <input type="checkbox"/> <input type="checkbox"/> | <input type="checkbox"/> <input type="checkbox"/> <input type="checkbox"/> <input type="checkbox"/> | |
| | | Upholstered Seat | 18" | RKV200H18NB | <input type="checkbox"/> <input type="checkbox"/> <input type="checkbox"/> | <input type="checkbox"/> <input type="checkbox"/> <input type="checkbox"/> | <input type="checkbox"/> <input type="checkbox"/> | <input type="checkbox"/> <input type="checkbox"/> <input type="checkbox"/> <input type="checkbox"/> | <input type="checkbox"/> <input type="checkbox"/> <input type="checkbox"/> <input type="checkbox"/> | |
| | | | | | | | | | | |
| | | | | | | | | | | |
| | | | | | | | | | | |
| | | | | | | | | | | |
| RKV2 | | | | | | | | | | |
| | | | | A | B | C | D | E | F | |

HOW TO ORDER

Indicate the following information on order form:

- 1. Quantity of each item.
- 2. Model number, including options. See "How To Build a Model Number".
- 3. Any special service required.

Note:

- The ☐ indicates that a choice is required.
- The absence of the ☐ indicates that no choice is required.
- Alpha-numeric characters in place of ☐ indicate that no other alternatives are available.

HOW TO BUILD A MODEL NUMBER

- A** Select basic model.
- B** Select fire retardant.

| | |
|------------|-----------------------------|
| NFR | - Compliance to TB 117-2013 |
| FR | - Compliance to TB 133 |
- C** Select poly color.
Refer to the **Product Color Options** page in this price list.
- D** Select frame finish.
Refer to the **Product Color Options** page in this price list.
- E** Select caster type.

| | |
|------------|----------------------|
| CHC | - Hard floor casters |
| CCC | - Carpet casters |
- F** Select upholstery grade/color.
Refer to [ki.com/fabrics](https://www.ki.com/fabrics)



Ruckus® Seating (Delivered Pricing)

Stack Chair with Casters

| Approx. Packaged Weight | Delivered Pricing Unupholstered | Delivered Pricing Fabric Grade 1 & C.O.M. | Delivered Pricing Fabric Grade 2 | Delivered Pricing Fabric Grade 3 & Group 2V Vinyl | Delivered Pricing C.O.V. | Delivered Pricing Pallas Fabric Group P0 | Delivered Pricing Pallas Fabric Group P1 | Delivered Pricing Pallas Fabric Group P2 | Delivered Pricing Pallas Fabric Group P3 | Delivered Pricing Pallas Fabric Group P4 |
|-------------------------------|---------------------------------------|--|---|---|--------------------------------|---|---|---|---|---|
| 34.5# | \$ 259 | | | | | | | | | |
| 35.5# | 262 | | | | | | | | | |
| | | | | | | | | | | |
| | | | | | | | | | | |
| | | | | | | | | | | |
| | | | | | | | | | | |
| | | | | | | | | | | |
| 37.0# | N/A | \$ 364 | \$ 372 | \$ 388 | \$ 364 | \$ 396 | \$ 444 | \$ 459 | \$ 477 | \$ 504 |
| 38.0# | N/A | 367 | 375 | 391 | 367 | 399 | 447 | 462 | 480 | 508 |
| | | | | | | | | | | |
| | | | | | | | | | | |
| | | | | | | | | | | |
| | | | | | | | | | | |

UPHOLSTERY INFORMATION

C.O.M. Upholstery

C.O.M. requirement for 10 chairs or less with upholstered seat or upholstered seat and back is 3/4 yard per chair of 54" wide nondirectional fabric. For orders of 11 or more with upholstered seat and back and for complete information on ordering C.O.M. see "Ordering C.O.M., C.O.V. and C.O.L." section.

OPTIONS

California TB133 Fire Safety Code

The above seating products can be manufactured using the appropriate flame-retardant materials for compliance to California

Technical Bulletin 133. Add "FR" to end of model number.

Model=Polypropylene

Added Lead Time=none

Added List Price=\$20

Model=Upholstered Seat Only

Added Lead Time=none

Added List Price=\$31

SPECIAL SERVICES

Special Carton Marking

With specially marked information N/C

Shipping

Ships **assembled, FOB Green Bay, WI 54302, freight prepaid.** Freight class 125.

Specifications and prices are subject to change without prior notice.

- A** Select basic model.
- B** Select fire retardant.
NFR - Compliance to TB 117-2013
FR - Compliance to TB 133
- C** Select poly color.
Refer to the **Product Color Options** page in this price list.
- D** Select frame finish.
Refer to the **Product Color Options** page in this price list.
- E** Select bookbag rack color.
Refer to the **Product Color Options** page in this price list.
- F** Select caster type.
CHC - Hard floor casters
CCC - Carpet casters
- G** Select upholstery grade/color.



Ruckus® Seating (Delivered Pricing)

Stack Chair with Casters

| Approx. Packaged Weight | Delivered Pricing Unupholstered | Delivered Pricing Fabric Grade 1 & C.O.M. | Delivered Pricing Fabric Grade 2 | Delivered Pricing Fabric Grade 3 & Group 2V Vinyl | Delivered Pricing C.O.V. | Delivered Pricing Pallas Fabric Group P0 | Delivered Pricing Pallas Fabric Group P1 | Delivered Pricing Pallas Fabric Group P2 | Delivered Pricing Pallas Fabric Group P3 | Delivered Pricing Pallas Fabric Group P4 |
|-------------------------------|---------------------------------------|--|---|---|--------------------------------|---|---|---|---|---|
| 37.5# | \$ 312 | | | | | | | | | |
| 38.5# | 316 | | | | | | | | | |
| | | | | | | | | | | |
| | | | | | | | | | | |
| | | | | | | | | | | |
| | | | | | | | | | | |
| 40.0# | N/A | \$ 418 | \$ 426 | \$ 442 | \$ 418 | \$ 450 | \$ 498 | \$ 513 | \$ 531 | \$ 558 |
| 41.0# | N/A | 421 | 430 | 445 | 421 | 453 | 501 | 516 | 535 | 562 |
| | | | | | | | | | | |
| | | | | | | | | | | |
| | | | | | | | | | | |
| | | | | | | | | | | |

UPHOLSTERY INFORMATION

C.O.M. Upholstery

C.O.M. requirement for 10 chairs or less with upholstered seat or upholstered seat and back is 3/4 yard per chair of 54" wide nondirectional fabric. For orders of 11 or more with upholstered seat and back and for complete information on ordering C.O.M. see "Ordering C.O.M., C.O.V. and C.O.L." section.

OPTIONS

California TB133 Fire Safety Code

The above seating products can be manufactured using the appropriate flame-retardant materials for compliance to California Technical Bulletin 133. Add "FR" to end of model number.

Model=Polypropylene

Added Lead Time=none

Added List Price=\$20

Model=Upholstered Seat Only

Added Lead Time=none

Added List Price=\$31

SPECIAL SERVICES

Special Carton Marking

With specially marked information N/C



Shipping

Ships **assembled, FOB Green Bay, WI 54302, freight prepaid.** Freight class 125.

Specifications and prices are subject to change without prior notice.

Ruckus® Seating (Delivered Pricing)

Stools

| | | | | MODEL NUMBER | | | | | | |
|---|---|------------------|-----|--------------|--|--|---|--|---|--|
| | | | | Basic Model | Fire Code | Poly Color | Frame Color | Glide Option | Upholstery Color | |
|  | Stool No Bookbag Rack <ul style="list-style-type: none">• Casters not available on stool models• Ships fully assembled, packaged 1 chair per carton• Stacks 3 high | Polypropylene | 24" | RK4100H24NB | <input type="checkbox"/> <input type="checkbox"/> <input type="checkbox"/> | <input type="checkbox"/> <input type="checkbox"/> <input type="checkbox"/> | <input type="checkbox"/> <input type="checkbox"/> | <input type="checkbox"/> <input type="checkbox"/> <input type="checkbox"/> | | |
| | | Polypropylene | 30" | RK4100H30NB | <input type="checkbox"/> <input type="checkbox"/> <input type="checkbox"/> | <input type="checkbox"/> <input type="checkbox"/> <input type="checkbox"/> | <input type="checkbox"/> <input type="checkbox"/> | <input type="checkbox"/> <input type="checkbox"/> <input type="checkbox"/> | | |
| | | | | | | | | | | |
| | | | | | | | | | | |
| | | | | | | | | | | |
| RK41 | | | | | | | | | | |
|  | Stool No Bookbag Rack <ul style="list-style-type: none">• Casters not available on stool models• Ships fully assembled, packaged 1 chair per carton• Stacks 3 high | Upholstered Seat | 24" | RK4200H24NB | <input type="checkbox"/> <input type="checkbox"/> <input type="checkbox"/> | <input type="checkbox"/> <input type="checkbox"/> <input type="checkbox"/> | <input type="checkbox"/> <input type="checkbox"/> | <input type="checkbox"/> <input type="checkbox"/> <input type="checkbox"/> | <input type="checkbox"/> <input type="checkbox"/> <input type="checkbox"/> <input type="checkbox"/> | |
| | | Upholstered Seat | 30" | RK4200H30NB | <input type="checkbox"/> <input type="checkbox"/> <input type="checkbox"/> | <input type="checkbox"/> <input type="checkbox"/> <input type="checkbox"/> | <input type="checkbox"/> <input type="checkbox"/> | <input type="checkbox"/> <input type="checkbox"/> <input type="checkbox"/> | <input type="checkbox"/> <input type="checkbox"/> <input type="checkbox"/> <input type="checkbox"/> | |
| | | | | | | | | | | |
| | | | | | | | | | | |
| | | | | | | | | | | |
| RK42 | | | | | | | | | | |
| | | | | A | B | C | D | E | F | |

HOW TO ORDER

Indicate the following information on order form:

1. Quantity of each item.
2. Model number, including options. See "How To Build a Model Number".
3. Any special service required.

Note:

- The ☐ indicates that a choice is required.
- The absence of the ☐ indicates that no choice is required.
- Alpha-numeric characters in place of ☐ indicate that no other alternatives are available.

HOW TO BUILD A MODEL NUMBER

- A** Select basic model.
- B** Select fire retardant.
- | | |
|------------|-----------------------------|
| NFR | - Compliance to TB 117-2013 |
| FR | - Compliance to TB 133 |
- C** Select poly color.
Refer to the **Product Color Options** page in this price list.
- D** Select frame finish.
Refer to the **Product Color Options** page in this price list.
- E** Select glide option.
- | | |
|------------|------------------------|
| GFT | - Felt glides |
| GPL | - Nylon plastic glides |
| GSL | - Steel glides |
- F** Select upholstery grade/color.
Refer to [ki.com/fabrics](https://www.ki.com/fabrics)



Ruckus® Seating (Delivered Pricing)

Stools

| Approx. Packaged Weight | Delivered Pricing Unupholstered | Delivered Pricing Fabric Grade 1 & C.O.M. | Delivered Pricing Fabric Grade 2 | Delivered Pricing Fabric Grade 3 & Group 2V Vinyl | Delivered Pricing C.O.V. | Delivered Pricing Pallas Fabric Group P0 | Delivered Pricing Pallas Fabric Group P1 | Delivered Pricing Pallas Fabric Group P2 | Delivered Pricing Pallas Fabric Group P3 | Delivered Pricing Pallas Fabric Group P4 |
|-------------------------------|---------------------------------------|--|---|---|--------------------------------|---|---|---|---|---|
| 42.0# | \$ 310 | | | | | | | | | |
| 43.0# | 321 | | | | | | | | | |
| | | | | | | | | | | |
| | | | | | | | | | | |
| | | | | | | | | | | |
| | | | | | | | | | | |
| | | | | | | | | | | |
| | | | | | | | | | | |
| | | | | | | | | | | |
| 44.5# | N/A | \$ 421 | \$ 430 | \$ 447 | \$ 421 | \$ 455 | \$ 506 | \$ 521 | \$ 541 | \$ 570 |
| 45.5# | N/A | 432 | 441 | 458 | 432 | 466 | 517 | 532 | 552 | 581 |
| | | | | | | | | | | |
| | | | | | | | | | | |
| | | | | | | | | | | |
| | | | | | | | | | | |
| | | | | | | | | | | |
| | | | | | | | | | | |
| | | | | | | | | | | |

UPHOLSTERY INFORMATION

C.O.M. Upholstery

C.O.M. requirement for 10 chairs or less with upholstered seat or upholstered seat and back is 3/4 yard per chair of 54" wide nondirectional fabric. For orders of 11 or more with upholstered seat and back and for complete information on ordering C.O.M. see "Ordering C.O.M., C.O.V. and C.O.L." section.

OPTIONS

California TB133 Fire Safety Code

The above seating products can be manufactured using the appropriate flame-retardant materials for compliance to California Technical Bulletin 133. Add "FR" to end of model number.
 Model=Polypropylene
 Added Lead Time=none
 Added List Price=\$20
 Model=Upholstered Seat Only
 Added Lead Time=none
 Added List Price=\$31

SPECIAL SERVICES

Special Carton Marking

With specially marked information N/C



Shipping

Ships **assembled, FOB Green Bay, WI 54302, freight prepaid.** Freight class 250.

Specifications and prices are subject to change without prior notice.

Ruckus® Seating (Delivered Pricing)

Stools

| | | | | MODEL NUMBER | | | | | | | | |
|---|---|------------------|-----|--------------|--|--|---|---|--|---|--|--|
| | | | | Basic Model | Fire Code | Poly Color | Frame Color | Bookbag Rack Color | Glide Option | Upholstery Color | | |
|  | Stool with Bookbag Rack <ul style="list-style-type: none">• Casters not available on stool models• Ships fully assembled, packaged 1 chair per carton• Stacks 3 high | Polypropylene | 24" | RK4100H24BR | <input type="checkbox"/> <input type="checkbox"/> <input type="checkbox"/> | <input type="checkbox"/> <input type="checkbox"/> <input type="checkbox"/> | <input type="checkbox"/> <input type="checkbox"/> | <input type="checkbox"/> <input type="checkbox"/> <input type="checkbox"/> <input type="checkbox"/> | <input type="checkbox"/> <input type="checkbox"/> <input type="checkbox"/> | | | |
| | | Polypropylene | 30" | RK4100H30BR | <input type="checkbox"/> <input type="checkbox"/> <input type="checkbox"/> | <input type="checkbox"/> <input type="checkbox"/> <input type="checkbox"/> | <input type="checkbox"/> <input type="checkbox"/> | <input type="checkbox"/> <input type="checkbox"/> <input type="checkbox"/> <input type="checkbox"/> | <input type="checkbox"/> <input type="checkbox"/> <input type="checkbox"/> | | | |
| | | | | | | | | | | | | |
| | | | | | | | | | | | | |
| | | | | | | | | | | | | |
| RK41 | | | | | | | | | | | | |
|  | Stool with Bookbag Rack <ul style="list-style-type: none">• Casters not available on stool models• Ships fully assembled, packaged 1 chair per carton• Stacks 3 high | Upholstered Seat | 24" | RK4200H24BR | <input type="checkbox"/> <input type="checkbox"/> <input type="checkbox"/> | <input type="checkbox"/> <input type="checkbox"/> <input type="checkbox"/> | <input type="checkbox"/> <input type="checkbox"/> | <input type="checkbox"/> <input type="checkbox"/> <input type="checkbox"/> <input type="checkbox"/> | <input type="checkbox"/> <input type="checkbox"/> <input type="checkbox"/> | <input type="checkbox"/> <input type="checkbox"/> <input type="checkbox"/> <input type="checkbox"/> | | |
| | | Upholstered Seat | 30" | RK4200H30BR | <input type="checkbox"/> <input type="checkbox"/> <input type="checkbox"/> | <input type="checkbox"/> <input type="checkbox"/> <input type="checkbox"/> | <input type="checkbox"/> <input type="checkbox"/> | <input type="checkbox"/> <input type="checkbox"/> <input type="checkbox"/> <input type="checkbox"/> | <input type="checkbox"/> <input type="checkbox"/> <input type="checkbox"/> | <input type="checkbox"/> <input type="checkbox"/> <input type="checkbox"/> <input type="checkbox"/> | | |
| | | | | | | | | | | | | |
| | | | | | | | | | | | | |
| | | | | | | | | | | | | |
| RK42 | | | | | | | | | | | | |
| <div><div>A</div><div>B</div><div>C</div><div>D</div><div>E</div><div>F</div><div>G</div></div> | | | | | | | | | | | | |

HOW TO ORDER

Indicate the following information on order form:

1. Quantity of each item.
2. Model number, including options. See "How To Build a Model Number".
3. Any special service required.

Note:

- The ☐ indicates that a choice is required.
- The absence of the ☐ indicates that no choice is required.
- Alpha-numeric characters in place of ☐ indicate that no other alternatives are available.

HOW TO BUILD A MODEL NUMBER

- A

Select basic model.
- B

Select fire retardant.

NFR

- Compliance to TB 117-2013

FR

- Compliance to TB 133
- C

Select poly color.

Refer to the **Product Color Options** page in this price list.
- D

Select frame finish.

Refer to the **Product Color Options** page in this price list.
- E

Select bookbag rack color.

Refer to the **Product Color Options** page in this price list.
- F

Select glide option.

GFT

- Felt glides

GPL

- Nylon plastic glides

GSL

- Steel glides

G

Select upholstery grade/color.

Refer to [ki.com/fabrics](https://www.ki.com/fabrics)



Ruckus® Seating (Delivered Pricing)

Stools

| Approx. Packaged Weight | Delivered Pricing Unupholstered | Delivered Pricing Fabric Grade 1 & C.O.M. | Delivered Pricing Fabric Grade 2 | Delivered Pricing Fabric Grade 3 & Group 2V Vinyl | Delivered Pricing C.O.V. | Delivered Pricing Pallas Fabric Group P0 | Delivered Pricing Pallas Fabric Group P1 | Delivered Pricing Pallas Fabric Group P2 | Delivered Pricing Pallas Fabric Group P3 | Delivered Pricing Pallas Fabric Group P4 |
|-------------------------------|---------------------------------------|--|---|---|--------------------------------|---|---|---|---|---|
| 45.0# | \$ 366 | | | | | | | | | |
| 46.0# | 377 | | | | | | | | | |
| | | | | | | | | | | |
| | | | | | | | | | | |
| | | | | | | | | | | |
| | | | | | | | | | | |
| | | | | | | | | | | |
| | | | | | | | | | | |
| 47.5# | N/A | \$ 479 | \$ 487 | \$ 504 | \$ 479 | \$ 513 | \$ 563 | \$ 579 | \$ 598 | \$ 627 |
| 48.5# | N/A | 488 | 497 | 514 | 488 | 523 | 573 | 589 | 608 | 637 |
| | | | | | | | | | | |
| | | | | | | | | | | |
| | | | | | | | | | | |
| | | | | | | | | | | |
| | | | | | | | | | | |
| | | | | | | | | | | |

UPHOLSTERY INFORMATION

C.O.M. Upholstery

C.O.M. requirement for 10 chairs or less with upholstered seat or upholstered seat and back is 3/4 yard per chair of 54" wide nondirectional fabric. For orders of 11 or more with upholstered seat and back and for complete information on ordering C.O.M. see "Ordering C.O.M., C.O.V. and C.O.L." section.

OPTIONS

California TB133 Fire Safety Code

The above seating products can be manufactured using the appropriate flame-retardant materials for compliance to California Technical Bulletin 133. Add "FR" to end of model number.
 Model=Polypropylene
 Added Lead Time=none
 Added List Price=\$20
 Model=Upholstered Seat Only
 Added Lead Time=none
 Added List Price=\$31

SPECIAL SERVICES

Special Carton Marking

With specially marked information N/C



Shipping

Ships **assembled, FOB Green Bay, WI 54302, freight prepaid.** Freight class 250.

Specifications and prices are subject to change without prior notice.

Ruckus® Seating (Delivered Pricing)

Task Chair

| | MODEL | Features | MODEL NUMBER | | | | | | Approx. Packaged Weight |
|---|---|------------------|----------------|--|--|--------------------------|--|--|-------------------------------|
| | | | Basic Model | Fire Code | Poly Color | Frame Color | Caster Type | Upholstery Color | |
|  | Task Chair <ul style="list-style-type: none">Ships KD, packaged 1 chair per cartonUtilizes 28" 5-blade base | Polypropylene | RK5100 | <input type="checkbox"/> <input type="checkbox"/> <input type="checkbox"/> | <input type="checkbox"/> <input type="checkbox"/> <input type="checkbox"/> | <input type="checkbox"/> | <input type="checkbox"/> <input type="checkbox"/> <input type="checkbox"/> | | 36.0# |
| | | | | | | | | | |
| | | | | | | | | | |
| | | | | | | | | | |
| | | | | | | | | | |
| RK51 | | | | | | | | | |
|  | Task Chair <ul style="list-style-type: none">Ships KD, packaged 1 chair per cartonUtilizes 28" 5-blade base | Upholstered Seat | RK5200 | <input type="checkbox"/> <input type="checkbox"/> <input type="checkbox"/> | <input type="checkbox"/> <input type="checkbox"/> <input type="checkbox"/> | <input type="checkbox"/> | <input type="checkbox"/> <input type="checkbox"/> <input type="checkbox"/> | <input type="checkbox"/> <input type="checkbox"/> <input type="checkbox"/> <input type="checkbox"/> <input type="checkbox"/> | 38.5# |
| | | | | | | | | | |
| | | | | | | | | | |
| | | | | | | | | | |
| | | | | | | | | | |
| RK52 | | | | | | | | | |
| <div><div>A</div><div>B</div><div>C</div><div>D</div><div>E</div><div>F</div></div> | | | | | | | | | |

HOW TO ORDER

Indicate the following information on order form:

- Quantity of each item.
- Model number, including options. See "How To Build a Model Number".
- Any special service required.

Note:

- The ☐ indicates that a choice is required.
- The absence of the ☐ indicates that no choice is required.
- Alpha-numeric characters in place of ☐ indicate that no other alternatives are available.

HOW TO BUILD A MODEL NUMBER

- A

Select basic model.
- B

Select fire retardant.

NFR- Compliance to TB 117-2013

FR- Compliance to TB 133
- C

Select poly color.

Refer to the **Product Color Options** page in this price list.
- D

Select frame color.

Refer to the **Product Color Options** page in this price list.
- E

Select caster or glide type.

CHC- Hard floor casters

CCC- Carpet casters

GBG- Bell glide
- F

Select upholstery grade/color.

Refer to [ki.com/fabrics](https://www.ki.com/fabrics)

\$ 314

| | | | | | | | | | |
|-----|--------|--------|--------|--------|--------|--------|--------|--------|--------|
| N/A | \$ 419 | \$ 427 | \$ 443 | \$ 419 | \$ 451 | \$ 499 | \$ 514 | \$ 532 | \$ 560 |
|-----|--------|--------|--------|--------|--------|--------|--------|--------|--------|

C.O.M. Upholstery

for complete information on ordering C.O.M. see "Ordering C.O.M., C.O.V. and C.O.L." section.

California TB133 Fire Safety Code

Model=Polypropylene
Added Lead Time=none
Added List Price=\$20
Model=Upholstered Seat Only
Added Lead Time=none
Added List Price=\$31

Special Carton Marking

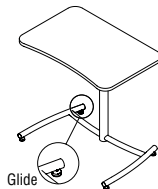
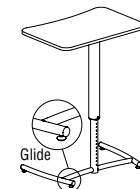
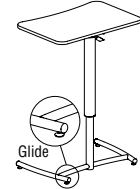
| | |
|-----------------------------------|-----|
| With specially marked information | N/C |
|-----------------------------------|-----|

Ships assembled, FOB Green Bay, WI
54302, freight prepaid. Freight class 250.

Specifications and prices are subject to change without prior notice.

Ruckus® Desking (Delivered Pricing)

Desk

| | | | MODEL NUMBER | | | | | | | | |
|--|---|-----------------------|--------------|---|---|---|---|---|---|--|--|
| MODEL | Features | | Basic Model | Storage Accessories | Base | Top Color | Edge Color | Base Color | Book Basket Color | | |
|  RU420 | Fixed Height - Glide Base | 26" High | RU4207 | <input type="checkbox"/> <input type="checkbox"/> <input type="checkbox"/> <input type="checkbox"/> | <input type="checkbox"/> <input type="checkbox"/> | <input type="checkbox"/> <input type="checkbox"/> | <input type="checkbox"/> <input type="checkbox"/> | <input type="checkbox"/> <input type="checkbox"/> | <input type="checkbox"/> <input type="checkbox"/> <input type="checkbox"/> <input type="checkbox"/> | | |
| | <ul style="list-style-type: none">Laminate curved front only20" x 30" worksurfaceShips fully assembled, packaged 1 desk per carton | 29" High | RU4201 | <input type="checkbox"/> <input type="checkbox"/> <input type="checkbox"/> <input type="checkbox"/> | <input type="checkbox"/> <input type="checkbox"/> | <input type="checkbox"/> <input type="checkbox"/> | <input type="checkbox"/> <input type="checkbox"/> | <input type="checkbox"/> <input type="checkbox"/> | <input type="checkbox"/> <input type="checkbox"/> <input type="checkbox"/> <input type="checkbox"/> | | |
| | | | | | | | | | | | |
| | | | | | | | | | | | |
| | | | | | | | | | | | |
|  RUD20 | Set Screw Adjustable - Glide Base | Set Screw Height Adj. | RUD20A | <input type="checkbox"/> <input type="checkbox"/> <input type="checkbox"/> <input type="checkbox"/> | <input type="checkbox"/> <input type="checkbox"/> | <input type="checkbox"/> <input type="checkbox"/> | <input type="checkbox"/> <input type="checkbox"/> | <input type="checkbox"/> <input type="checkbox"/> | <input type="checkbox"/> <input type="checkbox"/> <input type="checkbox"/> <input type="checkbox"/> | | |
| | <ul style="list-style-type: none">Facilities staff adjusted (tool required)Laminate curved front only20" x 30" worksurfaceShips fully assembled, packaged 1 desk per carton27-1/4" - 41-1/2" height range (1" increments)When chrome is selected the lower frame will be chrome and the upper column assembly will be starlight silver | | | | | | | | | | |
| | | | | | | | | | | | |
| | | | | | | | | | | | |
| | | | | | | | | | | | |
|  RUY20 | Pneumatic Adjustable - Glide Base | Pneumatic Height Adj | RUY20E | <input type="checkbox"/> <input type="checkbox"/> <input type="checkbox"/> <input type="checkbox"/> | <input type="checkbox"/> <input type="checkbox"/> | <input type="checkbox"/> <input type="checkbox"/> | <input type="checkbox"/> <input type="checkbox"/> | <input type="checkbox"/> <input type="checkbox"/> | <input type="checkbox"/> <input type="checkbox"/> <input type="checkbox"/> <input type="checkbox"/> | | |
| | <ul style="list-style-type: none">User adjustedLaminate curved front only20" x 30" worksurfaceShips fully assembled, packaged 1 desk per carton27-1/4" - 41-1/2" height rangeWhen chrome is selected the lower frame will be chrome and the upper column assembly will be starlight silver | | | | | | | | | | |
| | | | | | | | | | | | |
| | | | | | | | | | | | |
| | | | | | | | | | | | |
| | | | A | B | C | D | E | F | G | | |

HOW TO ORDER

Indicate the following information on order form:

- Quantity of each item.
- Model number, including options. See "How To Build a Model Number".
- Any special service required.

Note: • The ☐ indicates that a choice is required.

- The absence of the ☐ indicates that no choice is required.
- Alpha-numeric characters in place of ☐ indicate that no other alternatives are available.

HOW TO BUILD A MODEL NUMBER

A Select basic model.

B Select storage/accessories.

NB - No book storage

BH - Book bag hook; add \$8

BR - Book basket; add \$54

CL - Swiveling cup holder - left side; add \$48

CR - Swiveling cup holder - right side; add \$48

BHCL - Bag hook - right side & cup holder - left side; add \$56

BHCR - Bag hook - left side & cup holder - right side; add \$56

BRCL - Book basket & cup holder - left side; add \$102

BRCR - Book basket & cup holder - right side; add \$102

C Select base option.

GFT - Felt glides

GPL - Nylon plastic glides

GSL - Steel glides

D Select top laminate surface.

Refer to the **Product Color Options** page in this price list.

E Select edge color.

Refer to the **Product Color Options** page in this price list.

F Select base color.

Refer to the **Product Color Options** page in this price list.

G Select book basket color.

Refer to the **Product Color Options** page in this price list.
When Book basket/rack & cup holder (BRCL or BRCR) is selected the cup holder is always starlight silver metallic.

FINISH INFORMATION

Additional Laminate Offering

Additional laminates beyond KI standard offering, are available with two weeks extended leadtime. To specify additional laminates, use these designators followed by the supplier's color/pattern code:

Formica - LF/supplier's color pattern code
Nevamar - LN/supplier's color pattern code
Wilsonart - LW/supplier's color pattern code

KI's standard finish is the supplier's recommended finish for that color/pattern. Note: Nonstandard laminates from these suppliers (example: textured laminates), require an upcharge and additional leadtime. Contact KI.



Ruckus® Desking (Delivered Pricing)

Desk

| Approx. Packaged Weight | Delivered Pricing |
|-------------------------------|----------------------|
| 37.0# | \$ 427 |
| 39.0# | 433 |
| | |
| | |
| | |
| | |
| | |
| | |
| 42.0# | \$ 558 |
| | |
| | |
| | |
| | |
| | |
| | |
| | |
| | |
| 42.0# | \$ 701 |
| | |
| | |
| | |
| | |
| | |

SPECIAL SERVICES

Special Carton Marking

With specially marked information N/C

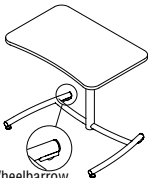


Shipping

Ships **assembled, FOB Green Bay, WI 54302, freight prepaid.** Freight class 125.

Specifications and prices are subject to change without prior notice.

Ruckus® Desking (Delivered Pricing)

Desk

| | | | MODEL NUMBER | | | | | | | |
|---|--|-----------------------|---------------------|----------|-----------|------------|------------|-------------------|----------|--|
| MODEL | Features | Basic Model | Storage Accessories | Base | Top Color | Edge Color | Base Color | Book Basket Color | | |
|  Wheelbarrow | Fixed Height - Rolling Base | 26" High | RU5207 | □□□□ | □□□ | □□□ | □□□ | □□ | □□□□ | |
| | <ul style="list-style-type: none">Laminate curved front only20" x 30" worksurfaceShips fully assembled, packaged 1 desk per carton | 29" High | RU5201 | □□□□ | □□□ | □□□ | □□□ | □□ | □□□□ | |
| | | | | | | | | | | |
| | | | | | | | | | | |
| | | | | | | | | | | |
| RU520 | | | | | | | | | | |
|  Wheelbarrow | Set Screw Adjustable - Rolling Base | Set Screw Height Adj | RUE20A | □□□□ | □□□ | □□□ | □□□ | □□ | □□□□ | |
| | <ul style="list-style-type: none">Facilities staff adjusted (tool required)Laminate curved front only20" x 30" worksurfaceShips fully assembled, packaged 1 desk per carton27-1/4" - 41-1/2" height range (1" increments)When chrome is selected the lower frame will be chrome and the upper column assembly will be startlight silver | | | | | | | | | |
| | | | | | | | | | | |
| | | | | | | | | | | |
| | | | | | | | | | | |
| RUE20 | | | | | | | | | | |
|  Wheelbarrow | Pneumatic Adjustable - Rolling Base | Pneumatic Height Adj. | RUZ20E | □□□□ | □□□ | □□□ | □□□ | □□ | □□□□ | |
| | <ul style="list-style-type: none">User adjustedLaminate curved front only20" x 30" worksurfaceShips fully assembled, packaged 1 desk per carton27-1/4" - 41-1/2" height rangeWhen chrome is selected the lower frame will be chrome and the upper column assembly will be startlight silver | | | | | | | | | |
| | | | | | | | | | | |
| | | | | | | | | | | |
| | | | | | | | | | | |
| RUZ20 | | | | | | | | | | |
| | | | A | B | C | D | E | F | G | |

HOW TO ORDER

Indicate the following information on order form:

- Quantity of each item.
- Model number, including options. See "How To Build a Model Number".
- Any special service required.

Note: • The □ indicates that a choice is required.

- The absence of the □ indicates that no choice is required.
- Alpha-numeric characters in place of □ indicate that no other alternatives are available.

HOW TO BUILD A MODEL NUMBER

- A** Select basic model.
- B** Select storage/accessories.
- | | |
|-------------|--|
| NB | - No book storage |
| BH | - Book bag hook; add \$8 |
| BR | - Book basket; add \$54 |
| CL | - Swiveling cup holder - left side; add \$48 |
| CR | - Swiveling cup holder - right side; add \$48 |
| BRCL | - Bag hook - right side & cup holder - left side; add \$56 |
| BHCR | - Bag hook - left side & cup holder - right side; add \$56 |
| BRCL | - Book basket & cup holder - left side; add \$102 |
| BRCR | - Book basket & cup holder - right side; add \$102 |
- C** Select base option.
- | | |
|------------|--|
| RFT | - Wheelbarrow (rolling front, felt solo glides back) |
| RPL | - Wheelbarrow (roller front, plastic glides back) |
- D** Select top laminate surface. Refer to the **Product Color Options** page in this price list.
- E** Select edge color. Refer to the **Product Color Options** page in this price list.
- F** Select base color. Refer to the **Product Color Options** page in this price list.
- G** Select book basket color. Refer to the **Product Color Options** page in this price list. When Book basket/rack & cup holder (BRCL or BRCR) is selected the cup holder is always starlight silver metallic.

FINISH INFORMATION

Additional Laminate Offering
Additional laminates beyond KI standard offering, are available with two weeks extended leadtime. To specify additional laminates, use these designators followed by the supplier's color/pattern code:

Formica - LF/supplier's color pattern code
Nevamar - LN/supplier's color pattern code
Wilsonart - LW/supplier's color pattern code

KI's standard finish is the supplier's recommended finish for that color/pattern. Note: Nonstandard laminates from these suppliers (example: textured laminates), require an upcharge and additional leadtime. Contact KI.

| | | |
|-------|----|-----|
| 37.0# | \$ | 462 |
| 39.0# | | 467 |

| | | |
|-------|----|-----|
| 42.0# | \$ | 721 |
|-------|----|-----|

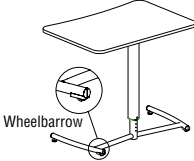
Special Carton Marking

Shipping
Ships **assembled, FOB Green Bay, WI**
54302, freight prepaid. Freight class 125.

Specifications and prices are subject to change without prior notice.

Ruckus® Desking (Delivered Pricing)

ADA Desk

| MODEL | Features | MODEL NUMBER | | | | | | |
|---|---|-------------------------------------|---------------------|----------|-----------|------------|------------|-------------------|
| | | Basic Model | Storage Accessories | Base | Top Color | Edge Color | Base Color | Book Basket Color |
|  RUE50 | ADA Set Screw Adjustable Desk - Rolling Base | Set Screw Adjustable - Rolling Base | RUE50A | □□□□ | □□□ | □□□ | □□□ | □□□□ |
| | • Facilities staff adjusted (tool required) | | | | | | | |
| | • Laminate curved front only | | | | | | | |
| | • 25" x 36" laminate worksurface | | | | | | | |
| | • Ships fully assembled, packaged 1 desk per carton | | | | | | | |
| | • 27-1/4" - 31-1/4" height range (1" increments) | | | | | | | |
| | • When chrome is selected the lower frame will be chrome and the upper column assembly will be starlight silver | | | | | | | |
| | | A | B | C | D | E | F | G |

HOW TO ORDER

Indicate the following information on order form:

- 1. Quantity of each item.
- 2. Model number, including options. See "How To Build a Model Number".
- 3. Any special service required.

Note:

- The □ indicates that a choice is required.
- The absence of the □ indicates that no choice is required.
- Alpha-numeric characters in place of □ indicate that no other alternatives are available.

HOW TO BUILD A MODEL NUMBER

- A** Select basic model.

B Select storage/accessories.

 - NB** - No book storage
 - BH** - Book bag hook; add \$8
 - BR** - Book basket; add \$54
 - CL** - Swiveling cup holder - left side; add \$48
 - CR** - Swiveling cup holder - right side; add \$48
 - BHCL** - Bag hook - right side & cup holder - left side; add \$56
 - BHCR** - Bag hook - left side & cup holder - right side; add \$56
 - BRCL** - Book basket & cup holder - left side; add \$102
 - BRCR** - Book basket & cup holder - right side; add \$102

C Select base option.

 - RFT** - Wheelbarrow (rolling front, felt solo glides back)
 - RPL** - Wheelbarrow (roller front, plastic glides back)
 - RSL** - Wheelbarrow (rolling front, steel glides back)
- D** Select top laminate surface. Refer to the **Product Color Options** page in this price list.

E Select edge color. Refer to the **Product Color Options** page in this price list.

F Select base color. Refer to the **Product Color Options** page in this price list.

G Select book basket color. Refer to the **Product Color Options** page in this price list. When Book basket/rack & cup holder (BRCL or BRCR) is selected the cup holder is always starlight silver metallic.

FINISH INFORMATION

Additional Laminate Offering
Additional laminates beyond KI standard offering, are available with two weeks extended leadtime. To specify additional laminates, use these designators followed by the supplier's color/pattern code:

Formica - LF/supplier's color pattern code
Nevamar - LN/supplier's color pattern code
Wilsonart - LW/supplier's color pattern code

KI's standard finish is the supplier's recommended finish for that color/pattern. Note: Nonstandard laminates from these suppliers (example: textured laminates), require an upcharge and additional leadtime. Contact KI.



Ruckus® Desking (Delivered Pricing)

ADA Desk

| Approx. Packaged Weight | Delivered Pricing |
|-------------------------------|----------------------|
| 64.0# | \$ 674 |
| | |
| | |
| | |
| | |
| | |
| | |

SPECIAL SERVICES

Special Carton Marking

With specially marked information N/C

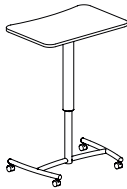
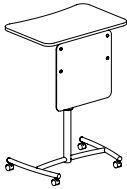
Shipping

Ships **assembled, FOB Green Bay, WI 54302, freight prepaid.** Freight class 150.

Specifications and prices are subject to change without prior notice.

Ruckus® Desking (Delivered Pricing)

Mobile Lectern

| | MODEL | MODEL NUMBER | | | | | | | | Approx. Packaged Weight |
|--|---|--------------|---------------------|----------|-----------|------------|------------|-------------------|---------------------|-------------------------|
| | | Basic Model | Storage Accessories | Base | Top Color | Edge Color | Base Color | Book Basket Color | Modesty Panel Color | |
|  RUW20 | Mobile Lectern <ul style="list-style-type: none">• 20" x 30" Laminate worksurface with curved front only• Ships fully assembled, packaged 1 lectern per carton• 28-3/4" to 42-3/4" height range• When chrome is selected the lower frame will be chrome and the upper column assembly will be starlight silver• Lectern is always on casters | RUW20E | □□□□ | □□□ | □□□ | □□□ | □□ | □□□□ | | 59.0# |
|  RUX20 | Mobile Lectern with Modesty Panel <ul style="list-style-type: none">• 20" x 30" Laminate worksurface with curved front only• Ships fully assembled, packaged 1 lectern per carton• 28-3/4" to 42-3/4" height range• When chrome is selected the lower frame will be chrome and the upper column assembly will be starlight silver• Lectern is always on casters• Includes acrylic modesty panel | RUX20E | □□□□ | □□□ | □□□ | □□□ | □□ | □□□□ | □□□ | 64.0# |
| | | A | B | C | D | E | F | G | H | |

HOW TO ORDER

Indicate the following information on order form:

1. Quantity of each item.
2. Model number, including options. See "How To Build a Model Number".
3. Any special service required.

Note:

- The □ indicates that a choice is required.
- The absence of the □ indicates that no choice is required.
- Alpha-numeric characters in place of □ indicate that no other alternatives are available.

HOW TO BUILD A MODEL NUMBER

A Select basic model.

B Select storage/accessories.

NB - No book storage

BH - Book bag hook; add \$8

BR - Book basket; add \$54

CL - Swiveling cup holder - left side; add \$48

CR - Swiveling cup holder - right side; add \$48

BHCL - Bag hook - right side & cup holder - left side; add \$56

BHCR - Bag hook - left side & cup holder - right side; add \$56

BRCL - Book basket & cup holder - left side; add \$102

BRCR - Book basket & cup holder - right side; add \$102

C Select base option.

CHC - Hard floor casters

CCC - Carpet casters

D Select top laminate surface.

Refer to the **Product Color Options** page in this price list.

E Select edge color.

Refer to the **Product Color Options** page in this price list.

F Select base color.

Refer to the **Product Color Options** page in this price list.

G Select book basket color.

Refer to the **Product Color Options** page in this price list. When Book basket/rack & cup holder (BRCL or BRCR) is selected the cup holder is always starlight silver metallic.

H Select modesty panel color.

Refer to the **Product Color Options** page in this price list.

FINISH INFORMATION

Additional Laminate Offering

Additional laminates beyond KI standard offering, are available with two weeks extended leadtime. To specify additional laminates, use these designators followed by the supplier's color/pattern code:

Formica - LF/supplier's color pattern code
Nevamar - LN/supplier's color pattern code
Wilsonart - LW/supplier's color pattern code

KI's standard finish is the supplier's recommended finish for that color/pattern. Note: Nonstandard laminates from these suppliers (example: textured laminates), require an upcharge and additional leadtime. Contact KI.



Ruckus® Desking (Delivered Pricing)

Mobile Lectern

| | |
|-------------------|------|
| Delivered Pricing | |
| \$ | 908 |
| | |
| | |
| | |
| | |
| | |
| | |
| \$ | 1138 |
| | |
| | |
| | |
| | |
| | |
| | |

SPECIAL SERVICES

Special Carton Marking

With specially marked information N/C


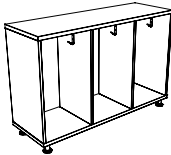


Shipping

Ships **assembled, FOB Green Bay, WI 54302, freight prepaid.** Freight class 125.

Specifications and prices are subject to change without prior notice.

Ruckus® Storage (Delivered Pricing)

Lockers

| | | | MODEL NUMBER | | | | | Approx. Packaged Weight |
|--|---|----------|--------------|--|--|--|---|-------------------------|
| | | | Basic Model | Base | Top Color | Edge Color | Shell Color | |
|  | Single-Face Locker-Two Open Units | 36x18x36 | RKL3618360P | <input type="checkbox"/> <input type="checkbox"/> <input type="checkbox"/> | <input type="checkbox"/> <input type="checkbox"/> <input type="checkbox"/> | <input type="checkbox"/> <input type="checkbox"/> <input type="checkbox"/> | <input type="checkbox"/> <input type="checkbox"/> | 110.0# |
| | • Laminate top (1-1/4" with 74P edge) | 36x18x42 | RKL3618420P | <input type="checkbox"/> <input type="checkbox"/> <input type="checkbox"/> | <input type="checkbox"/> <input type="checkbox"/> <input type="checkbox"/> | <input type="checkbox"/> <input type="checkbox"/> <input type="checkbox"/> | <input type="checkbox"/> <input type="checkbox"/> | 120.7# |
| | • Single sided storage (2 compartments total) | | | | | | | |
| | • 2 hooks per opening | | | | | | | |
|  | Single-Face Locker-Three Open Units | 54x18x36 | RKL5418360P | <input type="checkbox"/> <input type="checkbox"/> <input type="checkbox"/> | <input type="checkbox"/> <input type="checkbox"/> <input type="checkbox"/> | <input type="checkbox"/> <input type="checkbox"/> <input type="checkbox"/> | <input type="checkbox"/> <input type="checkbox"/> | 120.8# |
| | • Laminate top (1-1/4" with 74P edge) | 54x18x42 | RKL5418420P | <input type="checkbox"/> <input type="checkbox"/> <input type="checkbox"/> | <input type="checkbox"/> <input type="checkbox"/> <input type="checkbox"/> | <input type="checkbox"/> <input type="checkbox"/> <input type="checkbox"/> | <input type="checkbox"/> <input type="checkbox"/> | 135.4# |
| | • Single sided storage (3 compartments total) | | | | | | | |
| | • 2 hooks per opening | | | | | | | |
|  | Double-Face Locker-Two Open Units | 36x24x36 | RKL3624360P | <input type="checkbox"/> <input type="checkbox"/> <input type="checkbox"/> | <input type="checkbox"/> <input type="checkbox"/> <input type="checkbox"/> | <input type="checkbox"/> <input type="checkbox"/> <input type="checkbox"/> | <input type="checkbox"/> <input type="checkbox"/> | 165.3# |
| | • Laminate top (1-1/4" with 74P edge) | 36x24x42 | RKL3624420P | <input type="checkbox"/> <input type="checkbox"/> <input type="checkbox"/> | <input type="checkbox"/> <input type="checkbox"/> <input type="checkbox"/> | <input type="checkbox"/> <input type="checkbox"/> <input type="checkbox"/> | <input type="checkbox"/> <input type="checkbox"/> | 178.5# |
| | • Dual sided storage (4 compartments total) | | | | | | | |
| | • 2 hooks per opening | | | | | | | |
|  | Double-Face Locker-Three Open Units | 54x24x36 | RKL5424360P | <input type="checkbox"/> <input type="checkbox"/> <input type="checkbox"/> | <input type="checkbox"/> <input type="checkbox"/> <input type="checkbox"/> | <input type="checkbox"/> <input type="checkbox"/> <input type="checkbox"/> | <input type="checkbox"/> <input type="checkbox"/> | 211.0# |
| | • Laminate top (1-1/4" with 74P edge) | 54x24x42 | RKL5424420P | <input type="checkbox"/> <input type="checkbox"/> <input type="checkbox"/> | <input type="checkbox"/> <input type="checkbox"/> <input type="checkbox"/> | <input type="checkbox"/> <input type="checkbox"/> <input type="checkbox"/> | <input type="checkbox"/> <input type="checkbox"/> | 229.0# |
| | • Dual sided storage (6 compartments total) | | | | | | | |
| | • 2 hooks per opening | | | | | | | |

RCKL

A **B** **C** **D** **E**

HOW TO ORDER

Indicate the following information on order form:

1. Quantity of each item.
2. Model number, including options. See "How To Build a Model Number".
3. Any special service required.

Note: • The ☐ indicates that a choice is required.
• The absence of the ☐ indicates that no choice is required.
• Alpha-numeric characters in place of ☐ indicate that no other alternatives are available.

HOW TO BUILD A MODEL NUMBER

- A** Select basic model.
- B** Select base option.
- | | |
|------------|-------------------|
| 4CW | - 4 black casters |
| 4GB | - 4 black glides |
- C** Select top laminate surface.
Refer to the **Product Color Options** page in this price list.
- D** Select edge color.
Refer to the **Product Color Options** page in this price list.
- E** Select shell color.
Refer to the **Product Color Options** page in this price list.

FINISH INFORMATION

Additional Laminate Offering

Additional laminates beyond KI standard offering, are available with two weeks extended leadtime. To specify additional laminates, use these designators followed by the supplier's color/pattern code:

Formica - LF/supplier's color pattern code
Nevamar - LN/supplier's color pattern code
Wilsonart - LW/supplier's color pattern code

KI's standard finish is the supplier's recommended finish for that color/pattern. Note: Nonstandard laminates from these suppliers (example: textured laminates), require an upcharge and additional leadtime. Contact KI.



Ruckus® Storage (Delivered Pricing)

Lockers

| Delivered Pricing | |
|-------------------|------|
| \$ 1027 | 1046 |
| | |
| | |
| | |
| | |
| | |
| \$ 1330 | 1355 |
| | |
| | |
| | |
| | |
| | |
| \$ 1190 | 1234 |
| | |
| | |
| | |
| | |
| | |
| \$ 1540 | 1599 |
| | |
| | |
| | |
| | |
| | |

SPECIAL SERVICES

Special Carton Marking

With specially marked information N/C


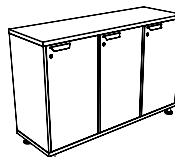

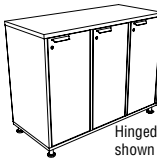
Shipping

Ships **assembled, FOB Pembroke, ON K8A OE1, freight prepaid.** Freight class 100.

Specifications and prices are subject to change without prior notice.

Ruckus® Storage (Delivered Pricing)

Lockers

| | | | MODEL NUMBER | | | | | | | | | | |
|--|---|-----------|--------------|---|---|---|---|---|---|---|---|--|--|
| | MODEL | W x D x H | Basic Model | Door Lock Option | Pull Option | Base | Top Color | Edge Color | Shell Color | Door Color | Lock Option | | |
|  | Single-Face Locker-Two Door Units | 36x18x36 | RKL361836DR | <input type="checkbox"/> <input type="checkbox"/> <input type="checkbox"/> <input type="checkbox"/> <input type="checkbox"/> <input type="checkbox"/> | <input type="checkbox"/> <input type="checkbox"/> | <input type="checkbox"/> <input type="checkbox"/> <input type="checkbox"/> <input type="checkbox"/> | <input type="checkbox"/> <input type="checkbox"/> <input type="checkbox"/> <input type="checkbox"/> | <input type="checkbox"/> <input type="checkbox"/> <input type="checkbox"/> <input type="checkbox"/> | <input type="checkbox"/> <input type="checkbox"/> <input type="checkbox"/> <input type="checkbox"/> | <input type="checkbox"/> <input type="checkbox"/> <input type="checkbox"/> <input type="checkbox"/> | <input type="checkbox"/> <input type="checkbox"/> <input type="checkbox"/> <input type="checkbox"/> | | |
| | • Laminate top (1-1/4" with 74P edge) | 36x18x42 | RKL361842DR | <input type="checkbox"/> <input type="checkbox"/> <input type="checkbox"/> <input type="checkbox"/> <input type="checkbox"/> <input type="checkbox"/> | <input type="checkbox"/> <input type="checkbox"/> | <input type="checkbox"/> <input type="checkbox"/> <input type="checkbox"/> <input type="checkbox"/> | <input type="checkbox"/> <input type="checkbox"/> <input type="checkbox"/> <input type="checkbox"/> | <input type="checkbox"/> <input type="checkbox"/> <input type="checkbox"/> <input type="checkbox"/> | <input type="checkbox"/> <input type="checkbox"/> <input type="checkbox"/> <input type="checkbox"/> | <input type="checkbox"/> <input type="checkbox"/> <input type="checkbox"/> <input type="checkbox"/> | <input type="checkbox"/> <input type="checkbox"/> <input type="checkbox"/> <input type="checkbox"/> | | |
| | • Single sided storage (2 compartments total) | | | | | | | | | | | | |
| | • Secure locking doors | | | | | | | | | | | | |
| | • 4 locking options offered | | | | | | | | | | | | |
|  | Single-Face Locker-Three Door Units | 54x18x36 | RKL541836DR | <input type="checkbox"/> <input type="checkbox"/> <input type="checkbox"/> <input type="checkbox"/> <input type="checkbox"/> <input type="checkbox"/> | <input type="checkbox"/> <input type="checkbox"/> | <input type="checkbox"/> <input type="checkbox"/> <input type="checkbox"/> <input type="checkbox"/> | <input type="checkbox"/> <input type="checkbox"/> <input type="checkbox"/> <input type="checkbox"/> | <input type="checkbox"/> <input type="checkbox"/> <input type="checkbox"/> <input type="checkbox"/> | <input type="checkbox"/> <input type="checkbox"/> <input type="checkbox"/> <input type="checkbox"/> | <input type="checkbox"/> <input type="checkbox"/> <input type="checkbox"/> <input type="checkbox"/> | <input type="checkbox"/> <input type="checkbox"/> <input type="checkbox"/> <input type="checkbox"/> | | |
| | • Laminate top (1-1/4" with 74P edge) | 54x18x42 | RKL541842DR | <input type="checkbox"/> <input type="checkbox"/> <input type="checkbox"/> <input type="checkbox"/> <input type="checkbox"/> <input type="checkbox"/> | <input type="checkbox"/> <input type="checkbox"/> | <input type="checkbox"/> <input type="checkbox"/> <input type="checkbox"/> <input type="checkbox"/> | <input type="checkbox"/> <input type="checkbox"/> <input type="checkbox"/> <input type="checkbox"/> | <input type="checkbox"/> <input type="checkbox"/> <input type="checkbox"/> <input type="checkbox"/> | <input type="checkbox"/> <input type="checkbox"/> <input type="checkbox"/> <input type="checkbox"/> | <input type="checkbox"/> <input type="checkbox"/> <input type="checkbox"/> <input type="checkbox"/> | <input type="checkbox"/> <input type="checkbox"/> <input type="checkbox"/> <input type="checkbox"/> | | |
| | • Single sided storage (3 compartments total) | | | | | | | | | | | | |
| | • Secure locking doors | | | | | | | | | | | | |
| | • 4 locking options offered | | | | | | | | | | | | |
|  Hinged right shown | Double-Face Locker-Two Door Units | 36x24x36 | RKL362436DR | <input type="checkbox"/> <input type="checkbox"/> <input type="checkbox"/> <input type="checkbox"/> <input type="checkbox"/> <input type="checkbox"/> | <input type="checkbox"/> <input type="checkbox"/> | <input type="checkbox"/> <input type="checkbox"/> <input type="checkbox"/> <input type="checkbox"/> | <input type="checkbox"/> <input type="checkbox"/> <input type="checkbox"/> <input type="checkbox"/> | <input type="checkbox"/> <input type="checkbox"/> <input type="checkbox"/> <input type="checkbox"/> | <input type="checkbox"/> <input type="checkbox"/> <input type="checkbox"/> <input type="checkbox"/> | <input type="checkbox"/> <input type="checkbox"/> <input type="checkbox"/> <input type="checkbox"/> | <input type="checkbox"/> <input type="checkbox"/> <input type="checkbox"/> <input type="checkbox"/> | | |
| | • Laminate top (1-1/4" with 74P edge) | 36x24x42 | RKL362442DR | <input type="checkbox"/> <input type="checkbox"/> <input type="checkbox"/> <input type="checkbox"/> <input type="checkbox"/> <input type="checkbox"/> | <input type="checkbox"/> <input type="checkbox"/> | <input type="checkbox"/> <input type="checkbox"/> <input type="checkbox"/> <input type="checkbox"/> | <input type="checkbox"/> <input type="checkbox"/> <input type="checkbox"/> <input type="checkbox"/> | <input type="checkbox"/> <input type="checkbox"/> <input type="checkbox"/> <input type="checkbox"/> | <input type="checkbox"/> <input type="checkbox"/> <input type="checkbox"/> <input type="checkbox"/> | <input type="checkbox"/> <input type="checkbox"/> <input type="checkbox"/> <input type="checkbox"/> | <input type="checkbox"/> <input type="checkbox"/> <input type="checkbox"/> <input type="checkbox"/> | | |
| | • Dual sided storage (4 compartments total) | | | | | | | | | | | | |
| | • Secure locking doors | | | | | | | | | | | | |
| | • 4 locking options offered | | | | | | | | | | | | |
|  Hinged right shown | Double-Face Locker-Three Door Units | 54x24x36 | RKL542436DR | <input type="checkbox"/> <input type="checkbox"/> <input type="checkbox"/> <input type="checkbox"/> <input type="checkbox"/> <input type="checkbox"/> | <input type="checkbox"/> <input type="checkbox"/> | <input type="checkbox"/> <input type="checkbox"/> <input type="checkbox"/> <input type="checkbox"/> | <input type="checkbox"/> <input type="checkbox"/> <input type="checkbox"/> <input type="checkbox"/> | <input type="checkbox"/> <input type="checkbox"/> <input type="checkbox"/> <input type="checkbox"/> | <input type="checkbox"/> <input type="checkbox"/> <input type="checkbox"/> <input type="checkbox"/> | <input type="checkbox"/> <input type="checkbox"/> <input type="checkbox"/> <input type="checkbox"/> | <input type="checkbox"/> <input type="checkbox"/> <input type="checkbox"/> <input type="checkbox"/> | | |
| | • Laminate top (1-1/4" with 74P edge) | 54x24x42 | RKL542442DR | <input type="checkbox"/> <input type="checkbox"/> <input type="checkbox"/> <input type="checkbox"/> <input type="checkbox"/> <input type="checkbox"/> | <input type="checkbox"/> <input type="checkbox"/> | <input type="checkbox"/> <input type="checkbox"/> <input type="checkbox"/> <input type="checkbox"/> | <input type="checkbox"/> <input type="checkbox"/> <input type="checkbox"/> <input type="checkbox"/> | <input type="checkbox"/> <input type="checkbox"/> <input type="checkbox"/> <input type="checkbox"/> | <input type="checkbox"/> <input type="checkbox"/> <input type="checkbox"/> <input type="checkbox"/> | <input type="checkbox"/> <input type="checkbox"/> <input type="checkbox"/> <input type="checkbox"/> | <input type="checkbox"/> <input type="checkbox"/> <input type="checkbox"/> <input type="checkbox"/> | | |
| | • Dual sided storage (6 compartments total) | | | | | | | | | | | | |
| | • Secure locking doors | | | | | | | | | | | | |
| | • 4 locking options offered | | | | | | | | | | | | |

RCKL

RCKL

RCKL

RCKL

A

B

C

D

E

F

G

H

I

A

B

C

D

E

F

G

H

I

HOW TO ORDER

Indicate the following information on order form:

- Quantity of each item.
- Model number, including options. See "How To Build a Model Number".
- Any special service required.

Note: • The ☐ indicates that a choice is required.

- The absence of the ☐ indicates that no choice is required.
- Alpha-numeric characters in place of ☐ indicate that no other alternatives are available.

HOW TO BUILD A MODEL NUMBER

A Select basic model.

B Select door lock option.

SLCKL - Standard lock hinged left

SLCKR - Standard lock hinged right

PLCKL - Padlock hinged left

PLCKR - Padlock hinged right

CLCKL - Combination lock hinged left

CLCKR - Combination lock hinged right

DLCKL - Digital lock hinged left

DLCKR - Digital lock hinged right

C Select pull option.

S6 - Beveled pull Black

S5 - Beveled pull Satin Chrome

Pull selection only when SLCKR or SLCKL key lock is selected.

D Select base option.

4CW - 4 black casters

4GB - 4 black glides

E Select top laminate surface.

Refer to the **Product Color Options** page in this price list.

F Select edge color.

Refer to the **Product Color Options** page in this price list.

G Select shell color.

Refer to the **Product Color Options** page in this price list.

H Select front door color.

Refer to the **Product Color Options** page in this price list.

I Select lock option

KA - Key alike

KS - Key standard

NLC - No lock core

Available ONLY when the standard lock is selected.

FINISH INFORMATION

Additional Laminate Offering

Additional laminates beyond KI standard offering, are available with two weeks extended leadtime. To specify additional laminates, use these designators followed by the supplier's color/pattern code:

Formica - LF/supplier's color pattern code
Nevamar - LN/supplier's color pattern code
Wilsonart - LW/supplier's color pattern code

KI's standard finish is the supplier's recommended finish for that color/pattern. Note: Nonstandard laminates from these suppliers (example: textured laminates), require an upcharge and additional leadtime. Contact KI.



Ruckus® Storage (Delivered Pricing)

Lockers

| Approx. Packaged Weight | Delivered Pricing Standard Lock | Delivered Pricing Padlock | Delivered Pricing Combination Lock | Delivered Pricing Digital Lock |
|-------------------------------|--|---------------------------------|---|---|
| 127.8# | \$ 1362 | \$ 1384 | \$ 1582 | \$ 1912 |
| 141.4# | 1425 | 1447 | 1645 | 1975 |
| | | | | |
| | | | | |
| | | | | |
| 147.5# | \$ 1827 | \$ 1866 | \$ 2157 | \$ 2652 |
| 165.5# | 1891 | 1930 | 2221 | 2716 |
| | | | | |
| | | | | |
| | | | | |
| 192.1# | \$ 1571 | \$ 1616 | \$ 1944 | \$ 2585 |
| 209.9# | 1634 | 1678 | 2006 | 2648 |
| | | | | |
| | | | | |
| | | | | |
| 251.2# | \$ 2082 | \$ 2148 | \$ 2639 | \$ 3603 |
| 276.2# | 2155 | 2221 | 2712 | 3677 |
| | | | | |
| | | | | |
| | | | | |

SPECIAL SERVICES

Special Carton Marking

With specially marked information N/C

Shipping

Ships **assembled, FOB Pembroke, ON K8A 0E1, freight prepaid.** Freight class 100.

Specifications and prices are subject to change without prior notice.



Ruckus® Storage (Delivered Pricing)

Bookcase

| Delivered Pricing | |
|-------------------|--|
| \$ 962 | |
| 1003 | |
| | |
| | |
| | |
| | |
| | |
| \$ 1060 | |
| 1114 | |
| | |
| | |
| | |
| | |

SPECIAL SERVICES

Special Carton Marking

With specially marked information N/C


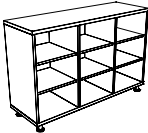

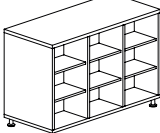
Shipping

Ships **assembled, FOB Pembroke, ON K8A 0E1, freight prepaid.** Freight class 100.

Specifications and prices are subject to change without prior notice.

Ruckus® Storage (Delivered Pricing)

Cubbies

| | | | MODEL NUMBER | | | | | Approx. Packaged Weight |
|---|--|----------|--------------|--|--|--|---|-------------------------|
| | | | Basic Model | Base | Top Color | Edge Color | Shell Color | |
|  RCKC | Single-Face Cubbies 2x3-Open Units | 36x18x36 | RKC361836OP | <input type="checkbox"/> <input type="checkbox"/> <input type="checkbox"/> | <input type="checkbox"/> <input type="checkbox"/> <input type="checkbox"/> | <input type="checkbox"/> <input type="checkbox"/> <input type="checkbox"/> | <input type="checkbox"/> <input type="checkbox"/> | 96.6# |
| | • Laminate top (1-1/4" with 74P edge) | 36x18x42 | RKC361842OP | <input type="checkbox"/> <input type="checkbox"/> <input type="checkbox"/> | <input type="checkbox"/> <input type="checkbox"/> <input type="checkbox"/> | <input type="checkbox"/> <input type="checkbox"/> <input type="checkbox"/> | <input type="checkbox"/> <input type="checkbox"/> | 107.3# |
| | • Single sided storage (6 total compartments) | | | | | | | |
| | • Unit ships assembled; glides/casters are field installed | | | | | | | |
|  RCKC | Single-Face Cubbies 3x3-Open Units | 54x18x36 | RKC541836OP | <input type="checkbox"/> <input type="checkbox"/> <input type="checkbox"/> | <input type="checkbox"/> <input type="checkbox"/> <input type="checkbox"/> | <input type="checkbox"/> <input type="checkbox"/> <input type="checkbox"/> | <input type="checkbox"/> <input type="checkbox"/> | 138.4# |
| | • Laminate top (1-1/4" with 74P edge) | 54x18x42 | RKC541842OP | <input type="checkbox"/> <input type="checkbox"/> <input type="checkbox"/> | <input type="checkbox"/> <input type="checkbox"/> <input type="checkbox"/> | <input type="checkbox"/> <input type="checkbox"/> <input type="checkbox"/> | <input type="checkbox"/> <input type="checkbox"/> | 150.0# |
| | • Single sided storage (9 total compartments) | | | | | | | |
| | • Unit ships assembled; glides/casters are field installed | | | | | | | |
|  RCKC | Double-Face Cubbies 2x3-Open Units | 36x24x36 | RKC362436OP | <input type="checkbox"/> <input type="checkbox"/> <input type="checkbox"/> | <input type="checkbox"/> <input type="checkbox"/> <input type="checkbox"/> | <input type="checkbox"/> <input type="checkbox"/> <input type="checkbox"/> | <input type="checkbox"/> <input type="checkbox"/> | 181.4# |
| | • Laminate top (1-1/4" with 74P edge) | 36x24x42 | RKC362442OP | <input type="checkbox"/> <input type="checkbox"/> <input type="checkbox"/> | <input type="checkbox"/> <input type="checkbox"/> <input type="checkbox"/> | <input type="checkbox"/> <input type="checkbox"/> <input type="checkbox"/> | <input type="checkbox"/> <input type="checkbox"/> | 194.6# |
| | • Dual sided storage (12 total compartments) | | | | | | | |
| | • Unit ships assembled; glides/casters are field installed | | | | | | | |
|  RCKC | Double-Face Cubbies 3x3-Open Units | 54x24x36 | RKC542436OP | <input type="checkbox"/> <input type="checkbox"/> <input type="checkbox"/> | <input type="checkbox"/> <input type="checkbox"/> <input type="checkbox"/> | <input type="checkbox"/> <input type="checkbox"/> <input type="checkbox"/> | <input type="checkbox"/> <input type="checkbox"/> | 235.2# |
| | • Laminate top (1-1/4" with 74P edge) | 54x24x42 | RKC542442OP | <input type="checkbox"/> <input type="checkbox"/> <input type="checkbox"/> | <input type="checkbox"/> <input type="checkbox"/> <input type="checkbox"/> | <input type="checkbox"/> <input type="checkbox"/> <input type="checkbox"/> | <input type="checkbox"/> <input type="checkbox"/> | 253.1# |
| | • Dual sided storage (18 total compartments) | | | | | | | |
| | • Unit ships assembled; glides/casters are field installed | | | | | | | |

A **B** **C** **D** **E**

HOW TO ORDER

Indicate the following information on order form:

1. Quantity of each item.
2. Model number, including options. See "How To Build a Model Number".
3. Any special service required.

Note: • The ☐ indicates that a choice is required.

- The absence of the ☐ indicates that no choice is required.
- Alpha-numeric characters in place of ☐ indicate that no other alternatives are available.

HOW TO BUILD A MODEL NUMBER

A Select basic model.

B Select base option.

4CW - 4 black casters
4GB - 4 black glides

C Select top laminate surface.

Refer to the **Product Color Options** page in this price list.

D Select edge color.

Refer to the **Product Color Options** page in this price list.

E Select shell color.

Refer to the **Product Color Options** page in this price list.

FINISH INFORMATION

Additional Laminate Offering

Additional laminates beyond KI standard offering, are available with two weeks extended leadtime. To specify additional laminates, use these designators followed by the supplier's color/pattern code:

Formica - LF/supplier's color pattern code
Nevamar - LN/supplier's color pattern code
Wilsonart - LW/supplier's color pattern code

KI's standard finish is the supplier's recommended finish for that color/pattern. Note: Nonstandard laminates from these suppliers (example: textured laminates), require an upcharge and additional leadtime. Contact KI.



Ruckus® Storage (Delivered Pricing)

Cubbies

| Delivered Pricing | |
|-------------------|------|
| \$ 1124 | 1145 |
| | |
| | |
| | |
| | |
| | |
| | |
| \$ 1438 | 1487 |
| | |
| | |
| | |
| | |
| | |
| | |
| \$ 1243 | 1288 |
| | |
| | |
| | |
| | |
| | |
| | |
| \$ 1620 | 1678 |
| | |
| | |
| | |
| | |
| | |

SPECIAL SERVICES

Special Carton Marking

With specially marked information N/C

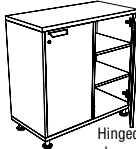
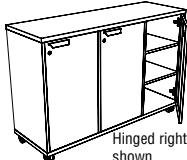

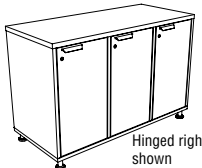
Shipping

Ships **assembled, FOB Pembroke, ON K8A 0E1, freight prepaid.** Freight class 100.

Specifications and prices are subject to change without prior notice.

Ruckus® Storage (Delivered Pricing)

Cubbies

| | | | MODEL NUMBER | | | | | | | | | | |
|--|---|-------------|------------------|---|---|---|---|---|---|---|---|--|--|
| MODEL | W x D x H | Basic Model | Door Lock Option | Pull Option | Base | Top Color | Edge Color | Shell Color | Door Color | Lock Option | | | |
|  Hinged right shown | Single-Face Cubbies 2x3-With Doors | 36x18x36 | RKC361836DR | <input type="checkbox"/> <input type="checkbox"/> <input type="checkbox"/> <input type="checkbox"/> <input type="checkbox"/> <input type="checkbox"/> | <input type="checkbox"/> <input type="checkbox"/> | <input type="checkbox"/> <input type="checkbox"/> <input type="checkbox"/> <input type="checkbox"/> | <input type="checkbox"/> <input type="checkbox"/> <input type="checkbox"/> <input type="checkbox"/> | <input type="checkbox"/> <input type="checkbox"/> <input type="checkbox"/> <input type="checkbox"/> | <input type="checkbox"/> <input type="checkbox"/> <input type="checkbox"/> <input type="checkbox"/> | <input type="checkbox"/> <input type="checkbox"/> <input type="checkbox"/> <input type="checkbox"/> | | | |
| | <ul style="list-style-type: none">Laminate top (1-1/4" with 74P edge)Single sided storage (6 total compartments)Secure locking doors4 Locking options offeredUnit ships assembled; glides/casters are field installed | 36x18x42 | RKC361842DR | <input type="checkbox"/> <input type="checkbox"/> <input type="checkbox"/> <input type="checkbox"/> <input type="checkbox"/> <input type="checkbox"/> | <input type="checkbox"/> <input type="checkbox"/> | <input type="checkbox"/> <input type="checkbox"/> <input type="checkbox"/> <input type="checkbox"/> | <input type="checkbox"/> <input type="checkbox"/> <input type="checkbox"/> <input type="checkbox"/> | <input type="checkbox"/> <input type="checkbox"/> <input type="checkbox"/> <input type="checkbox"/> | <input type="checkbox"/> <input type="checkbox"/> <input type="checkbox"/> <input type="checkbox"/> | <input type="checkbox"/> <input type="checkbox"/> <input type="checkbox"/> <input type="checkbox"/> | | | |
| | | | | | | | | | | | | | |
| | | | | | | | | | | | | | |
| | | | | | | | | | | | | | |
| RCKC | | | | | | | | | | | | | |
|  Hinged right shown | Single-Face Cubbies 3x3-With Doors | 54x18x36 | RKC541836DR | <input type="checkbox"/> <input type="checkbox"/> <input type="checkbox"/> <input type="checkbox"/> <input type="checkbox"/> <input type="checkbox"/> | <input type="checkbox"/> <input type="checkbox"/> | <input type="checkbox"/> <input type="checkbox"/> <input type="checkbox"/> <input type="checkbox"/> | <input type="checkbox"/> <input type="checkbox"/> <input type="checkbox"/> <input type="checkbox"/> | <input type="checkbox"/> <input type="checkbox"/> <input type="checkbox"/> <input type="checkbox"/> | <input type="checkbox"/> <input type="checkbox"/> <input type="checkbox"/> <input type="checkbox"/> | <input type="checkbox"/> <input type="checkbox"/> <input type="checkbox"/> <input type="checkbox"/> | | | |
| | <ul style="list-style-type: none">Laminate top (1-1/4" with 74P edge)Single sided storage (9 total compartments)Secure locking doors4 Locking options offeredUnit ships assembled; glides/casters are field installed | 54x18x42 | RKC541842DR | <input type="checkbox"/> <input type="checkbox"/> <input type="checkbox"/> <input type="checkbox"/> <input type="checkbox"/> <input type="checkbox"/> | <input type="checkbox"/> <input type="checkbox"/> | <input type="checkbox"/> <input type="checkbox"/> <input type="checkbox"/> <input type="checkbox"/> | <input type="checkbox"/> <input type="checkbox"/> <input type="checkbox"/> <input type="checkbox"/> | <input type="checkbox"/> <input type="checkbox"/> <input type="checkbox"/> <input type="checkbox"/> | <input type="checkbox"/> <input type="checkbox"/> <input type="checkbox"/> <input type="checkbox"/> | <input type="checkbox"/> <input type="checkbox"/> <input type="checkbox"/> <input type="checkbox"/> | | | |
| | | | | | | | | | | | | | |
| | | | | | | | | | | | | | |
| | | | | | | | | | | | | | |
| RCKC | | | | | | | | | | | | | |
|  Hinged right shown | Double-Face Cubbies 2x3-With Doors | 36x24x36 | RKC362436DR | <input type="checkbox"/> <input type="checkbox"/> <input type="checkbox"/> <input type="checkbox"/> <input type="checkbox"/> <input type="checkbox"/> | <input type="checkbox"/> <input type="checkbox"/> | <input type="checkbox"/> <input type="checkbox"/> <input type="checkbox"/> <input type="checkbox"/> | <input type="checkbox"/> <input type="checkbox"/> <input type="checkbox"/> <input type="checkbox"/> | <input type="checkbox"/> <input type="checkbox"/> <input type="checkbox"/> <input type="checkbox"/> | <input type="checkbox"/> <input type="checkbox"/> <input type="checkbox"/> <input type="checkbox"/> | <input type="checkbox"/> <input type="checkbox"/> <input type="checkbox"/> <input type="checkbox"/> | | | |
| | <ul style="list-style-type: none">Laminate top (1-1/4" with 74P edge)Dual sided storage (12 total compartments)Secure locking doors4 Locking options offeredUnit ships assembled; glides/casters are field installed | 36x24x42 | RKC362442DR | <input type="checkbox"/> <input type="checkbox"/> <input type="checkbox"/> <input type="checkbox"/> <input type="checkbox"/> <input type="checkbox"/> | <input type="checkbox"/> <input type="checkbox"/> | <input type="checkbox"/> <input type="checkbox"/> <input type="checkbox"/> <input type="checkbox"/> | <input type="checkbox"/> <input type="checkbox"/> <input type="checkbox"/> <input type="checkbox"/> | <input type="checkbox"/> <input type="checkbox"/> <input type="checkbox"/> <input type="checkbox"/> | <input type="checkbox"/> <input type="checkbox"/> <input type="checkbox"/> <input type="checkbox"/> | <input type="checkbox"/> <input type="checkbox"/> <input type="checkbox"/> <input type="checkbox"/> | | | |
| | | | | | | | | | | | | | |
| | | | | | | | | | | | | | |
| | | | | | | | | | | | | | |
| RCKC | | | | | | | | | | | | | |
|  Hinged right shown | Double-Face Cubbies 3x3-With Doors | 54x24x36 | RKC542436DR | <input type="checkbox"/> <input type="checkbox"/> <input type="checkbox"/> <input type="checkbox"/> <input type="checkbox"/> <input type="checkbox"/> | <input type="checkbox"/> <input type="checkbox"/> | <input type="checkbox"/> <input type="checkbox"/> <input type="checkbox"/> <input type="checkbox"/> | <input type="checkbox"/> <input type="checkbox"/> <input type="checkbox"/> <input type="checkbox"/> | <input type="checkbox"/> <input type="checkbox"/> <input type="checkbox"/> <input type="checkbox"/> | <input type="checkbox"/> <input type="checkbox"/> <input type="checkbox"/> <input type="checkbox"/> | <input type="checkbox"/> <input type="checkbox"/> <input type="checkbox"/> <input type="checkbox"/> | | | |
| | <ul style="list-style-type: none">Laminate top (1-1/4" with 74P edge)Dual sided storage (18 total compartments)Secure locking doors4 Locking options offeredUnit ships assembled; glides/casters are field installed | 54x24x42 | RKC542442DR | <input type="checkbox"/> <input type="checkbox"/> <input type="checkbox"/> <input type="checkbox"/> <input type="checkbox"/> <input type="checkbox"/> | <input type="checkbox"/> <input type="checkbox"/> | <input type="checkbox"/> <input type="checkbox"/> <input type="checkbox"/> <input type="checkbox"/> | <input type="checkbox"/> <input type="checkbox"/> <input type="checkbox"/> <input type="checkbox"/> | <input type="checkbox"/> <input type="checkbox"/> <input type="checkbox"/> <input type="checkbox"/> | <input type="checkbox"/> <input type="checkbox"/> <input type="checkbox"/> <input type="checkbox"/> | <input type="checkbox"/> <input type="checkbox"/> <input type="checkbox"/> <input type="checkbox"/> | | | |
| | | | | | | | | | | | | | |
| | | | | | | | | | | | | | |
| | | | | | | | | | | | | | |
| RCKC | | | | | | | | | | | | | |
| | | | A | B | C | D | E | F | G | H | I | | |

HOW TO ORDER

Indicate the following information on order form:

- Quantity of each item.
- Model number, including options. See "How To Build a Model Number".
- Any special service required.

Note: • The ☐ indicates that a choice is required.

- The absence of the ☐ indicates that no choice is required.
- Alpha-numeric characters in place of ☐ indicate that no other alternatives are available.

HOW TO BUILD A MODEL NUMBER

A Select basic model.

B Select door lock option.

SLCKL - Standard lock hinged left

SLCKR - Standard lock hinged right

PLCKL - Padlock hinged left

PLCKR - Padlock hinged right

CLCKL - Combination lock hinged left

CLCKR - Combination lock hinged right

DLCKL - Digital lock hinged left

DLCKR - Digital lock hinged right

C Select pull option.

S6 - Beveled pull Black

S5 - Beveled pull Satin Chrome

Pull selection only when SLCKR or SLCKL key lock is selected.

D Select base option.

4CW - 4 black casters

4GB - 4 black glides

E Select top laminate surface.

Refer to the **Product Color Options** page in this price list.

F Select edge color.

Refer to the **Product Color Options** page in this price list.

G Select shell color.

Refer to the **Product Color Options** page in this price list.

H Select front door color.

Refer to the **Product Color Options** page in this price list.

I Select lock option

KA - Key alike

KS - Key standard

NLC - No lock core

Available ONLY when the standard lock is selected.

FINISH INFORMATION

Additional Laminate Offering

Additional laminates beyond KI standard offering, are available with two weeks extended leadtime. To specify additional laminates, use these designators followed by the supplier's color/pattern code:

Formica - LF/supplier's color pattern code
Nevamar - LN/supplier's color pattern code
Wilsonart - LW/supplier's color pattern code

KI's standard finish is the supplier's recommended finish for that color/pattern. Note: Nonstandard laminates from these suppliers (example: textured laminates), require an upcharge and additional leadtime. Contact KI.



Ruckus® Storage (Delivered Pricing)

Cubbies

| Approx. Packaged Weight | Delivered Pricing Standard Lock | Delivered Pricing Padlock | Delivered Pricing Combination Lock | Delivered Pricing Digital Lock |
|-------------------------------|--|---------------------------------|---|---|
| 114.4# | \$ 1446 | \$ 1468 | \$ 1667 | \$ 1996 |
| 128.1# | 1476 | 1498 | 1696 | 2026 |
| | | | | |
| | | | | |
| | | | | |
| 161.7# | \$ 1862 | \$ 1901 | \$ 2192 | \$ 2687 |
| 180.7# | 1908 | 1947 | 2238 | 2733 |
| | | | | |
| | | | | |
| | | | | |
| 208.2# | \$ 1625 | \$ 1669 | \$ 1996 | \$ 2639 |
| 226.0# | 1678 | 1723 | 2050 | 2693 |
| | | | | |
| | | | | |
| | | | | |
| 275.4# | \$ 2162 | \$ 2269 | \$ 2719 | \$ 3683 |
| 300.3# | 2234 | 2301 | 2792 | 3757 |

SPECIAL SERVICES

Special Carton Marking

With specially marked information N/C

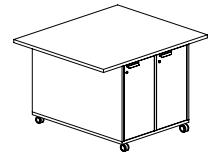
Shipping

Ships **assembled, FOB Pembroke, ON K8A 0E1, freight prepaid.** Freight class 100.

Specifications and prices are subject to change without prior notice.

Ruckus® Storage (Delivered Pricing)

Worktable



RCKW

MODEL

W x D x H

- Worktable**
- Laminate top (1-1/4" with 74P edge)
 - 8 total hooks included, 4 per side
 - Steel unit dimension 36"W x 48"D
 - Worksurface dimension 56"W x 48"D
 - Unit ships KD

56x48x36

MODEL NUMBER

Basic Model

Door Lock Option

Pull Option

Base

Top Color

Edge Color

Shell Color

Door Color

Lock Option

RKW364836DR

□□□□□

□□

□□□

□□□

□□□

□□

□□□□

□□

A

B

C

D

E

F

G

H

I

HOW TO ORDER

Indicate the following information on order form:

1. Quantity of each item.
2. Model number, including options. See "How To Build a Model Number".
3. Any special service required.

- Note:
- The □ indicates that a choice is required.
 - The absence of the □ indicates that no choice is required.
 - Alpha-numeric characters in place of □ indicate that no other alternatives are available.

HOW TO BUILD A MODEL NUMBER

A Select basic model.

B Select door lock option.

- SLCKL** - Standard lock hinged left
- SLCKR** - Standard lock hinged right
- PLCKL** - Padlock hinged left
- PLCKR** - Padlock hinged right
- CLCKL** - Combination lock hinged left
- CLCKR** - Combination lock hinged right
- DLCKL** - Digital lock hinged left
- DLCKR** - Digital lock hinged right

C Select pull option.

- S6** - Beveled pull Black
 - S5** - Beveled pull Satin Chrome
- Pull selection only when SLCKR or SLCKL key lock is selected.

D Select base option.

- 4CW** - 4 black casters
- 4GB** - 4 black glides

E Select top laminate surface.

Refer to the **Product Color Options** page in this price list.

F Select edge color.

Refer to the **Product Color Options** page in this price list.

G Select shell color.

Refer to the **Product Color Options** page in this price list.

H Select front door color.

Refer to the **Product Color Options** page in this price list.

I Select lock option

- KS** - Key standard
- NLC** - No lock core
- KA** - Key alike

Available ONLY when the standard lock is selected.

FINISH INFORMATION

Additional Laminate Offering

Additional laminates beyond KI standard offering, are available with two weeks extended leadtime. To specify additional laminates, use these designators followed by the supplier's color/pattern code:

Formica - LF/supplier's color pattern code
Nevamar - LN/supplier's color pattern code
Wilsonart - LW/supplier's color pattern code

KI's standard finish is the supplier's recommended finish for that color/pattern. Note: Nonstandard laminates from these suppliers (example: textured laminates), require an upcharge and additional leadtime. Contact KI.



Ruckus® Storage (Delivered Pricing)

Worktable

| Approx. Packaged Weight | Delivered Pricing Standard Lock | Delivered Pricing Padlock | Delivered Pricing Combination Lock | Delivered Pricing Digital Lock |
|-------------------------------|--|---------------------------------|---|---|
| 364.7# | \$ 2497 | \$ 2540 | \$ 2869 | \$ 3512 |
| | | | | |
| | | | | |
| | | | | |

SPECIAL SERVICES

Special Carton Marking

With specially marked information N/C



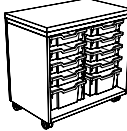

Shipping

Ships **knocked down, FOB Pembroke, ON K8A 0E1, freight prepaid** Freight class 100.

Specifications and prices are subject to change without prior notice.

Ruckus® Storage (Delivered Pricing)

Totes

| | | | MODEL NUMBER | | | Approx. Packaged Weight |
|---|---|--------------|-----------------|--|---|-------------------------------|
| | MODEL | W x D x H | Basic Model | Base | Shell Color | |
|  | Short 2-Column Unit, Open with (12)3\" data-bbox="155 171 343 191"/> | 30x18x27-3/4 | RKT3018280P/3T | <input type="checkbox"/> <input type="checkbox"/> <input type="checkbox"/> | <input type="checkbox"/> <input type="checkbox"/> | 87.8# |
| | Totes | | | | | |
| | • Single-Face only | | | | | |
| | • Totes included are translucent with no lid (not included on the 'empty' model) | | | | | |
| | • Unit ships assembled, including totes and rail sets; glides/casters are field installed | | | | | |
| RCKT | | | | | | |
|  | Short 2-Column Unit, Open with (6)6\" data-bbox="155 381 343 401"/> | 30x18x27-3/4 | RKT3018280P/6T | <input type="checkbox"/> <input type="checkbox"/> <input type="checkbox"/> | <input type="checkbox"/> <input type="checkbox"/> | 83.9# |
| | Totes | | | | | |
| | • Single-Face only | | | | | |
| | • Totes included are translucent with no lid (not included on the 'empty' model) | | | | | |
| | • Unit ships assembled, including totes and rail sets; glides/casters are field installed | | | | | |
| RCKT | | | | | | |
|  | Short 2-Column Unit, Open with (8)3\" data-bbox="155 591 360 611"/> | 30x18x27-3/4 | RKT3018280P/36T | <input type="checkbox"/> <input type="checkbox"/> <input type="checkbox"/> | <input type="checkbox"/> <input type="checkbox"/> | 86.5# |
| | (2)6\" data-bbox="155 616 208 636"/> | | | | | |
| | Totes | | | | | |
| | • Single-Face only | | | | | |
| | • Totes included are translucent with no lid (not included on the 'empty' model) | | | | | |
| • Unit ships assembled, including totes and rail sets; glides/casters are field installed | | | | | | |
| RCKT | | | | | | |
|  | Short 2-Column Unit, Open-Empty | 30x18x27-3/4 | RKT3018280P/XT | <input type="checkbox"/> <input type="checkbox"/> <input type="checkbox"/> | <input type="checkbox"/> <input type="checkbox"/> | 74.0# |
| | • Single-Face only | | | | | |
| | • Tote and rail sets must be ordered separately and installed on-site | | | | | |
| | • Unit ships assembled; glides/casters are field installed | | | | | |
| | RCKT | | | | | |

A **B** **C**

HOW TO ORDER

Indicate the following information on order form:

- 1. Quantity of each item.
- 2. Model number, including options. See "How To Build a Model Number".
- 3. Any special service required.

Note: • The ☐ indicates that a choice is required.
• The absence of the ☐ indicates that no choice is required.
• Alpha-numeric characters in place of ☐ indicate that no other alternatives are available.

HOW TO BUILD A MODEL NUMBER

- A** Select basic model.
- B** Select base option.

4CW

- 4 black casters

4GB

- 4 black glides
- C** Select shell color.
Refer to the **Product Color Options** page in this price list.



Ruckus® Storage (Delivered Pricing)

Totes

| |
|-------------------|
| Delivered Pricing |
| \$ 1062 |
| |
| |
| |
| |
| |
| \$ 987 |
| |
| |
| |
| |
| |
| \$ 1047 |
| |
| |
| |
| |
| |
| \$ 842 |
| |
| |
| |
| |
| |

SPECIAL SERVICES

Special Carton Marking

With specially marked information N/C




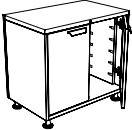
Shipping

Ships **assembled, FOB Pembroke, ON K8A 0E1, freight excluded.** Freight class 100.

Specifications and prices are subject to change without prior notice.

Ruckus® Storage (Delivered Pricing)

Totes

| | | | MODEL NUMBER | | | | | | | | |
|---|--|--------------|-----------------|--------------------------|--------------------------|--------------------------|--------------------------|--------------------------|--------------------------|--|--|
| MODEL | | W x D x H | Basic Model | Pull Option | Base | Shell Color | Door Color | Lock Option | Lock Color | | |
|  | Short 2-Column Unit with Doors and (12)3\" Totes <ul style="list-style-type: none">• Single-Face only• Totes included are translucent with no lid (not included on the 'empty' model)• Unit ships assembled, including totes and rail sets; glides/casters are field installed• Secure locking doors | 30x18x27-3/4 | RKT301828DR/3T | <input type="checkbox"/> | <input type="checkbox"/> | <input type="checkbox"/> | <input type="checkbox"/> | <input type="checkbox"/> | <input type="checkbox"/> | | |
| | | | | | | | | | | | |
| | | | | | | | | | | | |
| | | | | | | | | | | | |
| | | | | | | | | | | | |
|  | Short 2-Column Unit with Doors and (6)6\" Totes <ul style="list-style-type: none">• Single-Face only• Totes included are translucent with no lid (not included on the 'empty' model)• Unit ships assembled, including totes and rail sets; glides/casters are field installed• Secure locking doors | 30x18x27-3/4 | RKT301828DR/6T | <input type="checkbox"/> | <input type="checkbox"/> | <input type="checkbox"/> | <input type="checkbox"/> | <input type="checkbox"/> | <input type="checkbox"/> | | |
| | | | | | | | | | | | |
| | | | | | | | | | | | |
| | | | | | | | | | | | |
| | | | | | | | | | | | |
|  | Short 2-Column Unit with Doors and (8)3\" and (2)6\" Totes <ul style="list-style-type: none">• Single-Face only• Totes included are translucent with no lid (not included on the 'empty' model)• Unit ships assembled, including totes and rail sets; glides/casters are field installed• Secure locking doors | 30x18x27-3/4 | RKT301828DR/36T | <input type="checkbox"/> | <input type="checkbox"/> | <input type="checkbox"/> | <input type="checkbox"/> | <input type="checkbox"/> | <input type="checkbox"/> | | |
| | | | | | | | | | | | |
| | | | | | | | | | | | |
| | | | | | | | | | | | |
| | | | | | | | | | | | |
|  | Short 2-Column Unit with Doors-Empty <ul style="list-style-type: none">• Single-Face only• Tote and rail sets must be ordered separately and installed on-site• Unit ships assembled; glides/casters are field installed• Secure locking doors | 30x18x27-3/4 | RKT301828DR/XT | <input type="checkbox"/> | <input type="checkbox"/> | <input type="checkbox"/> | <input type="checkbox"/> | <input type="checkbox"/> | <input type="checkbox"/> | | |
| | | | | | | | | | | | |
| | | | | | | | | | | | |
| | | | | | | | | | | | |
| | | | | | | | | | | | |
| | | | A | B | C | D | E | F | G | | |

HOW TO ORDER

Indicate the following information on order form:

1. Quantity of each item.
2. Model number, including options. See "How To Build a Model Number".
3. Any special service required.

Note:

- The ☐ indicates that a choice is required.
- The absence of the ☐ indicates that no choice is required.
- Alpha-numeric characters in place of ☐ indicate that no other alternatives are available.

HOW TO BUILD A MODEL NUMBER

- A** Select basic model.
☐ **S6** - Beveled pull Black
☐ **S5** - Beveled pull Satin Chrome
- B** Select pull option.
☐ **4CW** - 4 black casters
☐ **4GB** - 4 black glides
- C** Select base option.
☐ **KS** - Key standard
☐ **NLC** - No lock core
☐ **KA** - Key alike
- D** Select shell color.
Refer to the **Product Color Options** page in this price list.
- E** Select front door color.
Refer to the **Product Color Options** page in this price list.
- F** Select lock option.
☐ **KS** - Key standard
☐ **NLC** - No lock core
☐ **KA** - Key alike

- G** Select lock color.
☐ **BLL** - Black
☐ **SCL** - Satin Chrome
Key Alike not available on Satin Chrome /SCL Locks.



Ruckus® Storage (Delivered Pricing)

Totes

| Approx. Packaged Weight | Delivered Pricing |
|-------------------------------|----------------------|
| 112.1# | \$ 1253 |
| | |
| | |
| | |
| | |
| | |
| 108.3# | \$ 1178 |
| | |
| | |
| | |
| | |
| | |
| | |
| 110.8# | \$ 1238 |
| | |
| | |
| | |
| | |
| | |
| | |
| 98.3# | \$ 1033 |
| | |
| | |
| | |
| | |
| | |

SPECIAL SERVICES

Special Carton Marking

With specially marked information N/C

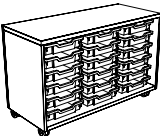


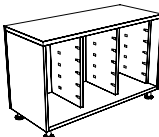
Shipping

Ships **assembled, FOB Pembroke, ON K8A 0E1, freight excluded.** Freight class 100.

Specifications and prices are subject to change without prior notice.

Ruckus® Storage (Delivered Pricing)

Totes

| | | | MODEL NUMBER | | | Approx. Packaged Weight |
|---|---|----------------|-----------------|--|---|-------------------------------|
| MODEL | W x D x H | Basic Model | Base | Shell Color | | |
|  RCKT | Short 3-Column Unit, Open with (18)3\" data-bbox="155 165 345 178"/> Totes <ul style="list-style-type: none">• Single-Face only• Totes included are translucent with no lid (not included on the 'empty' model)• Unit ships assembled, including totes and rail sets; glides/casters are field installed | 44x18x27-3/4 | RKT4418280P/3T | <input type="checkbox"/> <input type="checkbox"/> <input type="checkbox"/> | <input type="checkbox"/> <input type="checkbox"/> | 123.4# |
|  RCKT | Short 3-Column Unit, Open with (9)6\" data-bbox="155 365 345 378"/> Totes <ul style="list-style-type: none">• Single-Face only• Totes included are translucent with no lid (not included on the 'empty' model)• Unit ships assembled, including totes and rail sets; glides/casters are field installed | 44x18x27-3/4 | RKT4418280P/6T | <input type="checkbox"/> <input type="checkbox"/> <input type="checkbox"/> | <input type="checkbox"/> <input type="checkbox"/> | 117.5# |
|  RCKT | Short 3-Column Unit, Open with (12)3\" data-bbox="155 565 345 578"/> and (3)6\" Totes <ul style="list-style-type: none">• Single-Face only• Totes included are translucent with no lid (not included on the 'empty' model)• Unit ships assembled, including totes and rail sets; glides/casters are field installed | 44x18x27-3/4 | RKT4418280P/36T | <input type="checkbox"/> <input type="checkbox"/> <input type="checkbox"/> | <input type="checkbox"/> <input type="checkbox"/> | 124.6# |
|  RCKT | Short 3-Column Unit, Open-Empty <ul style="list-style-type: none">• Single-Face only• Tote and rail sets must be ordered separately and installed on-site• Unit ships assembled; glides/casters are field installed | 44x18x27-3/4 | RKT4418280P/XT | <input type="checkbox"/> <input type="checkbox"/> <input type="checkbox"/> | <input type="checkbox"/> <input type="checkbox"/> | 102.7# |
| | | | A | B | C | |

HOW TO ORDER

Indicate the following information on order form:

1. Quantity of each item.
2. Model number, including options. See "How To Build a Model Number".
3. Any special service required.

Note:

- The ☐ indicates that a choice is required.
- The absence of the ☐ indicates that no choice is required.
- Alpha-numeric characters in place of ☐ indicate that no other alternatives are available.

HOW TO BUILD A MODEL NUMBER

- A** Select basic model.
- B** Select base option.
- | | |
|------------|-------------------|
| 4CW | - 4 black casters |
| 4GB | - 4 black glides |
- C** Select shell color.
Refer to the **Product Color Options** page in this price list.



Ruckus® Storage (Delivered Pricing)

Totes

| |
|-------------------|
| Delivered Pricing |
| \$ 1348 |
| |
| |
| |
| |
| |
| \$ 1245 |
| |
| |
| |
| |
| |
| \$ 1324 |
| |
| |
| |
| |
| |
| \$ 1028 |
| |
| |
| |
| |
| |

SPECIAL SERVICES

Special Carton Marking

With specially marked information N/C

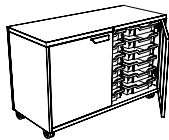
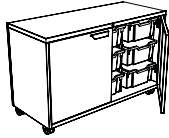
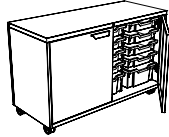
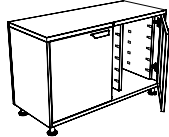
Shipping

Ships **assembled, FOB Pembroke, ON K8A 0E1, freight excluded.** Freight class 100.

Specifications and prices are subject to change without prior notice.

Ruckus® Storage (Delivered Pricing)

Totes

| | | | MODEL NUMBER | | | | | | | | |
|--|---|--------------|-----------------|--------------------------|--------------------------|--------------------------|--------------------------|--------------------------|--------------------------|--|--|
| MODEL | | W x D x H | Basic Model | Pull Option | Base | Shell Color | Door Color | Lock Option | Lock Color | | |
|  RCKT | Short 3-Column Unit with Doors and (18)3" Totes | 44x18x27-3/4 | RKT441828DR/3T | <input type="checkbox"/> | <input type="checkbox"/> | <input type="checkbox"/> | <input type="checkbox"/> | <input type="checkbox"/> | <input type="checkbox"/> | | |
| | • Single-Face only | | | | | | | | | | |
| | • Totes included are translucent with no lid (not included on the 'empty' model) | | | | | | | | | | |
| | • Unit ships assembled, including totes and rail sets; glides/casters are field installed | | | | | | | | | | |
| | • Secure locking doors | | | | | | | | | | |
|  RCKT | Short 3-Column Unit with Doors and (9)6" Totes | 44x18x27-3/4 | RKT441828DR/6T | <input type="checkbox"/> | <input type="checkbox"/> | <input type="checkbox"/> | <input type="checkbox"/> | <input type="checkbox"/> | <input type="checkbox"/> | | |
| | • Single-Face only | | | | | | | | | | |
| | • Totes included are translucent with no lid (not included on the 'empty' model) | | | | | | | | | | |
| | • Unit ships assembled, including totes and rail sets; glides/casters are field installed | | | | | | | | | | |
| | • Secure locking doors | | | | | | | | | | |
|  RCKT | Short 3-Column Unit with Doors and (12)3" and (3)6" Totes | 30x18x40-3/4 | RKT441828DR/36T | <input type="checkbox"/> | <input type="checkbox"/> | <input type="checkbox"/> | <input type="checkbox"/> | <input type="checkbox"/> | <input type="checkbox"/> | | |
| | • Single-Face only | | | | | | | | | | |
| | • Totes included are translucent with no lid (not included on the 'empty' model) | | | | | | | | | | |
| | • Unit ships assembled, including totes and rail sets; glides/casters are field installed | | | | | | | | | | |
| | • Secure locking doors | | | | | | | | | | |
|  RCKT | Short 3-Column Unit with Doors-Empty | 44x18x27-3/4 | RKT441828DR/XT | <input type="checkbox"/> | <input type="checkbox"/> | <input type="checkbox"/> | <input type="checkbox"/> | <input type="checkbox"/> | <input type="checkbox"/> | | |
| | • Single-Face only | | | | | | | | | | |
| | • Tote and rail sets must be ordered separately and installed on-site | | | | | | | | | | |
| | • Unit ships assembled; glides/casters are field installed | | | | | | | | | | |
| | • Secure locking doors | | | | | | | | | | |
| | | | A | B | C | D | E | F | G | | |

HOW TO ORDER

Indicate the following information on order form:

1. Quantity of each item.
2. Model number, including options. See "How To Build a Model Number".
3. Any special service required.

Note:

- The ☐ indicates that a choice is required.
- The absence of the ☐ indicates that no choice is required.
- Alpha-numeric characters in place of ☐ indicate that no other alternatives are available.

HOW TO BUILD A MODEL NUMBER

- A** Select basic model.
- B** Select pull option.
- S6** - Beveled pull Black
- S5** - Beveled pull Satin Chrome
- C** Select base option.
- 4CW** - 4 black casters
- 4GB** - 4 black glides
- D** Select shell color.
- Refer to the **Product Color Options** page in this price list.
- E** Select front door color.
- Refer to the **Product Color Options** page in this price list.
- F** Select lock option.
- KS** - Key standard
- NLC** - No lock core
- KA** - Key alike

- G** Select lock color.
- BLL** - Black
- SCL** - Satin Chrome
- Key Alike not available on Satin Chrome /SCL Locks.



Ruckus® Storage (Delivered Pricing)

| Approx. Packaged Weight | Delivered Pricing |
|-------------------------------|----------------------|
| 149.4# | \$ 1558 |

Special Carton Marking

| | |
|-----------------------------------|-----|
| With specially marked information | N/C |
|-----------------------------------|-----|




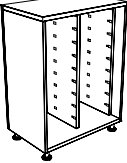
Shipping

Ships **assembled, FOB Pembroke, ON K8A 0E1, freight excluded.** Freight class 100.

Specifications and prices are subject to change without prior notice.

Ruckus® Storage (Delivered Pricing)

Totes

| | | | MODEL NUMBER | | | Approx. Packaged Weight |
|---|---|--------------|-----------------|--|--|-------------------------|
| | | | Basic Model | Base | Shell Color | |
|  | Tall 2-Column Unit, Open with (18) 3\" data-bbox="188 171 360 191"> | 30x18x40-3/4 | RKT3018410P/3T | <input type="checkbox"/> <input type="checkbox"/> <input type="checkbox"/> | <input type="checkbox"/> <input type="checkbox"/> <input type="checkbox"/> | 111.8# |
| | Totes | | | | | |
| | • Single-Face only | | | | | |
| | • Totes included are translucent with no lid (not included on the 'empty' model) | | | | | |
| | • Unit ships assembled, including totes and rail sets; glides/casters are field installed | | | | | |
| RCKT | | | | | | |
|  | Tall 2-Column Unit, Open with (8) 6\" data-bbox="188 288 381 298"> | 30x18x40-3/4 | RKT3018410P/6T | <input type="checkbox"/> <input type="checkbox"/> <input type="checkbox"/> | <input type="checkbox"/> <input type="checkbox"/> <input type="checkbox"/> | 104.3# |
| | Totes | | | | | |
| | • Single-Face only | | | | | |
| | • Totes included are translucent with no lid (not included on the 'empty' model) | | | | | |
| | • Unit ships assembled, including totes and rail sets; glides/casters are field installed | | | | | |
| RCKT | | | | | | |
|  | Tall 2-Column Unit, Open with (10) 3\" data-bbox="188 393 381 413"> | 30x18x40-3/4 | RKT3018410P/36T | <input type="checkbox"/> <input type="checkbox"/> <input type="checkbox"/> | <input type="checkbox"/> <input type="checkbox"/> <input type="checkbox"/> | 109.2# |
| | Totes | | | | | |
| | • Single-Face only | | | | | |
| | • Totes included are translucent with no lid (not included on the 'empty' model) | | | | | |
| | • Unit ships assembled, including totes and rail sets; glides/casters are field installed | | | | | |
| RCKT | | | | | | |
|  | Tall 2-Column Unit, Open-Empty | 30x18x40-3/4 | RKT3018410P/XT | <input type="checkbox"/> <input type="checkbox"/> <input type="checkbox"/> | <input type="checkbox"/> <input type="checkbox"/> <input type="checkbox"/> | 91.1# |
| | • Single-Face only | | | | | |
| | • Tote and rail sets must be ordered separately and installed on-site | | | | | |
| | • Unit ships assembled; glides/casters are field installed | | | | | |
| RCKT | | | | | | |
| | | | A | B | C | |

HOW TO ORDER

Indicate the following information on order form:

- 1. Quantity of each item.
- 2. Model number, including options. See "How To Build a Model Number".
- 3. Any special service required.

Note:

- The ☐ indicates that a choice is required.
- The absence of the ☐ indicates that no choice is required.
- Alpha-numeric characters in place of ☐ indicate that no other alternatives are available.

HOW TO BUILD A MODEL NUMBER

- A** Select basic model.
- B** Select base option.

4CW

- 4 black casters

4GB

- 4 black glides
- C** Select shell color.

Refer to the **Product Color Options** page in this price list.



Ruckus® Storage (Delivered Pricing)

Notes

\$ 1298

\$ 1170

\$ 1259

\$ 978

Special Carton Marking

| | |
|-----------------------------------|-----|
| With specially marked information | N/C |
|-----------------------------------|-----|

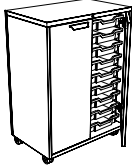
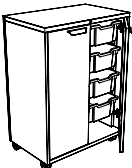
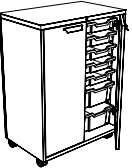
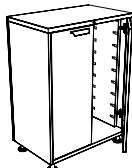
Shipping

Ships assembled, FOB Pembroke, ON K8A
0E1, freight excluded. Freight class 100.

Specifications and prices are subject to change without prior notice.

Ruckus® Storage (Delivered Pricing)

Totes

| | | | MODEL NUMBER | | | | | | | | |
|---|---|--------------|-----------------|--------------------------|--------------------------|--------------------------|--------------------------|--------------------------|--------------------------|--|--|
| | MODEL | W x D x H | Basic Model | Pull Option | Base | Shell Color | Door Color | Lock Option | Lock Color | | |
|  RCKT | Tall 2-Column Unit with Doors and (18) 3\" | 30x18x40-3/4 | RKT301841DR/3T | <input type="checkbox"/> | <input type="checkbox"/> | <input type="checkbox"/> | <input type="checkbox"/> | <input type="checkbox"/> | <input type="checkbox"/> | | |
| | Totes | | | | | | | | | | |
| | • Single-Face only | | | | | | | | | | |
| | • Totes included are translucent with no lid (not included on the 'empty' model) | | | | | | | | | | |
| | • Unit ships assembled, including totes and rail sets; glides/casters are field installed | | | | | | | | | | |
|  RCKT | Tall 2-Column Unit with Doors and (8) 6\" | 30x18x40-3/4 | RKT301841DR/6T | <input type="checkbox"/> | <input type="checkbox"/> | <input type="checkbox"/> | <input type="checkbox"/> | <input type="checkbox"/> | <input type="checkbox"/> | | |
| | Totes | | | | | | | | | | |
| | • Single-Face only | | | | | | | | | | |
| | • Totes included are translucent with no lid (not included on the 'empty' model) | | | | | | | | | | |
| | • Unit ships assembled, including totes and rail sets; glides/casters are field installed | | | | | | | | | | |
|  RCKT | Tall 2-Column Unit with Doors and (10) 3\" | 30x18x40-3/4 | RKT301841DR/36T | <input type="checkbox"/> | <input type="checkbox"/> | <input type="checkbox"/> | <input type="checkbox"/> | <input type="checkbox"/> | <input type="checkbox"/> | | |
| | and (4) 6\" Totes | | | | | | | | | | |
| | • Single-Face only | | | | | | | | | | |
| | • Totes included are translucent with no lid (not included on the 'empty' model) | | | | | | | | | | |
| | • Unit ships assembled, including totes and rail sets; glides/casters are field installed | | | | | | | | | | |
|  RCKT | Tall 2-Column Unit with Doors-Empty | 30x18x40-3/4 | RKT301841DR/XT | <input type="checkbox"/> | <input type="checkbox"/> | <input type="checkbox"/> | <input type="checkbox"/> | <input type="checkbox"/> | <input type="checkbox"/> | | |
| | • Single-Face only | | | | | | | | | | |
| | • Tote and rail sets must be ordered separately and installed on-site | | | | | | | | | | |
| | • Unit ships assembled; glides/casters are field installed | | | | | | | | | | |
| | • Secure locking doors | | | | | | | | | | |

A

B

C

D

E

F

G

HOW TO ORDER

Indicate the following information on order form:

1. Quantity of each item.
2. Model number, including options. See "How To Build a Model Number".
3. Any special service required.

Note: • The ☐ indicates that a choice is required.

- The absence of the ☐ indicates that no choice is required.
- Alpha-numeric characters in place of ☐ indicate that no other alternatives are available.

HOW TO BUILD A MODEL NUMBER

A Select basic model.

B Select pull option.

S6 - Beveled pull Black

S5 - Beveled pull Satin Chrome

C Select base option.

4CW - 4 black casters

4GB - 4 black glides

D Select shell color.

Refer to the **Product Color Options** page in this price list.

E Select front door color.

Refer to the **Product Color Options** page in this price list.

F Select lock option.

KS - Key standard

NLC - No lock core

KA - Key alike

G Select lock color.

BLL - Black

SCL - Satin Chrome

Key Alike not available on Satin Chrome /SCL Locks.



Ruckus® Storage (Delivered Pricing)

Totes

| Approx. Packaged Weight | Delivered Pricing |
|-------------------------------|----------------------|
| 137.8# | \$ 1512 |
| | |
| | |
| | |
| | |
| | |
| | |
| 130.3# | \$ 1384 |
| | |
| | |
| | |
| | |
| | |
| | |
| | |
| 135.2# | \$ 1473 |
| | |
| | |
| | |
| | |
| | |
| | |
| | |
| 117.1# | \$ 1192 |
| | |
| | |
| | |
| | |
| | |
| | |

SPECIAL SERVICES

Special Carton Marking

With specially marked information N/C


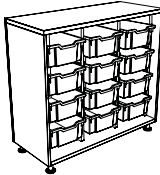


Shipping

Ships **assembled, FOB Pembroke, ON K8A 0E1, freight excluded.** Freight class 100.

Specifications and prices are subject to change without prior notice.

Ruckus® Storage (Delivered Pricing)

Totes

| | | | MODEL NUMBER | | | Approx. Packaged Weight |
|--|---|----------------|-----------------|--|---|-------------------------------|
| MODEL | W x D x H | Basic Model | Base | Shell Color | | |
|  RCKT | Tall 3-Column Unit, Open with (27)3" Totes <ul style="list-style-type: none">Single-Face onlyTotes included are translucent with no lid (not included on the 'empty' model)Unit ships assembled, including totes and rail sets; glides/casters are field installed | 44x18x40-3/4 | RKT4418410P/3T | <input type="checkbox"/> <input type="checkbox"/> <input type="checkbox"/> | <input type="checkbox"/> <input type="checkbox"/> | 156.7# |
| | | | | | | |
| | | | | | | |
| | | | | | | |
| | | | | | | |
|  RCKT | Tall 3-Column Unit, Open with (12)6" Totes <ul style="list-style-type: none">Single-Face onlyTotes included are translucent with no lid (not included on the 'empty' model)Unit ships assembled, including totes and rail sets; glides/casters are field installed | 44x18x40-3/4 | RKT4418410P/6T | <input type="checkbox"/> <input type="checkbox"/> <input type="checkbox"/> | <input type="checkbox"/> <input type="checkbox"/> | 145.4# |
| | | | | | | |
| | | | | | | |
| | | | | | | |
| | | | | | | |
|  RCKT | Tall 3-Column Unit, Open with (15)3" and (6)6" Totes <ul style="list-style-type: none">Single-Face onlyTotes included are translucent with no lid (not included on the 'empty' model)Unit ships assembled, including totes and rail sets; glides/casters are field installed | 44x18x40-3/4 | RKT4418410P/36T | <input type="checkbox"/> <input type="checkbox"/> <input type="checkbox"/> | <input type="checkbox"/> <input type="checkbox"/> | 147.0# |
| | | | | | | |
| | | | | | | |
| | | | | | | |
| | | | | | | |
|  RCKT | Tall 3-Column Unit, Open-Empty <ul style="list-style-type: none">Single-Face onlyTote and rail sets must be ordered separately and installed on-siteUnit ships assembled; glides/casters are field installed | 44x18x40-3/4 | RKT4418410P/XT | <input type="checkbox"/> <input type="checkbox"/> <input type="checkbox"/> | <input type="checkbox"/> <input type="checkbox"/> | 125.6# |
| | | | | | | |
| | | | | | | |
| | | | | | | |
| | | | | | | |
| | | | A | B | C | |

HOW TO ORDER

Indicate the following information on order form:

- Quantity of each item.
- Model number, including options. See "How To Build a Model Number".
- Any special service required.

Note:

- The ☐ indicates that a choice is required.
- The absence of the ☐ indicates that no choice is required.
- Alpha-numeric characters in place of ☐ indicate that no other alternatives are available.

HOW TO BUILD A MODEL NUMBER

- A** Select basic model.
- B** Select base option.
- | | |
|------------|-------------------|
| 4CW | - 4 black casters |
| 4GB | - 4 black glides |
- C** Select shell color.
Refer to the **Product Color Options** page in this price list.



Ruckus® Storage (Delivered Pricing)

Totes

| |
|-------------------|
| Delivered Pricing |
| \$ 1651 |
| |
| |
| |
| |
| |
| |
| |
| \$ 1483 |
| |
| |
| |
| |
| |
| |
| |
| \$ 1611 |
| |
| |
| |
| |
| |
| |
| |
| \$ 1183 |
| |
| |
| |
| |
| |
| |
| |

SPECIAL SERVICES

Special Carton Marking

With specially marked information N/C





Shipping

Ships **assembled, FOB Pembroke, ON K8A 0E1, freight excluded.** Freight class 100.

Specifications and prices are subject to change without prior notice.

Ruckus® Storage (Delivered Pricing)

Totes

| | | | MODEL NUMBER | | | | | | | | |
|--|---|--------------|-----------------|--------------------------|--------------------------|--------------------------|--------------------------|--------------------------|--------------------------|--|--|
| | MODEL | W x D x H | Basic Model | Pull Option | Base | Shell Color | Door Color | Lock Option | Lock Color | | |
|  RCKT | Tall 3-Column Unit with Doors and (27)3\" | 44x18x40-3/4 | RKT441841DR/3T | <input type="checkbox"/> | <input type="checkbox"/> | <input type="checkbox"/> | <input type="checkbox"/> | <input type="checkbox"/> | <input type="checkbox"/> | | |
| | Totes | | | | | | | | | | |
| | • Single-Face only | | | | | | | | | | |
| | • Totes included are translucent with no lid (not included on the 'empty' model) | | | | | | | | | | |
| | • Unit ships assembled, including totes and rail sets; glides/casters are field installed | | | | | | | | | | |
|  RCKT | Tall 3-Column Unit with Doors and (12)6\" | 44x18x40-3/4 | RKT441841DR/6T | <input type="checkbox"/> | <input type="checkbox"/> | <input type="checkbox"/> | <input type="checkbox"/> | <input type="checkbox"/> | <input type="checkbox"/> | | |
| | Totes | | | | | | | | | | |
| | • Single-Face only | | | | | | | | | | |
| | • Totes included are translucent with no lid (not included on the 'empty' model) | | | | | | | | | | |
| | • Unit ships assembled, including totes and rail sets; glides/casters are field installed | | | | | | | | | | |
|  RCKT | Tall 3-Column Unit with Doors and (15)3\" | 44x18x40-3/4 | RKT441841DR/36T | <input type="checkbox"/> | <input type="checkbox"/> | <input type="checkbox"/> | <input type="checkbox"/> | <input type="checkbox"/> | <input type="checkbox"/> | | |
| | and (6)6\" Totes | | | | | | | | | | |
| | • Single-Face only | | | | | | | | | | |
| | • Totes included are translucent with no lid (not included on the 'empty' model) | | | | | | | | | | |
| | • Unit ships assembled, including totes and rail sets; glides/casters are field installed | | | | | | | | | | |
|  RCKT | Tall 3-Column Unit with Doors-Empty | 44x18x40-3/4 | RKT441841DR/XT | <input type="checkbox"/> | <input type="checkbox"/> | <input type="checkbox"/> | <input type="checkbox"/> | <input type="checkbox"/> | <input type="checkbox"/> | | |
| | • Single-Face only | | | | | | | | | | |
| | • Tote and rail sets must be ordered separately and installed on-site | | | | | | | | | | |
| | • Unit ships assembled; glides/casters are field installed | | | | | | | | | | |
| | • Secure locking doors | | | | | | | | | | |

A

B

C

D

E

F

G

HOW TO ORDER

Indicate the following information on order form:

1. Quantity of each item.
2. Model number, including options. See "How To Build a Model Number".
3. Any special service required.

Note: • The ☐ indicates that a choice is required.

- The absence of the ☐ indicates that no choice is required.
- Alpha-numeric characters in place of ☐ indicate that no other alternatives are available.

HOW TO BUILD A MODEL NUMBER

A Select basic model.

B Select pull option.

S6 - Beveled pull Black

S5 - Beveled pull Satin Chrome

C Select base option.

4CW - 4 black casters

4GB - 4 black glides

D Select shell color.

Refer to the **Product Color Options** page in this price list.

E Select front door color.

Refer to the **Product Color Options** page in this price list.

F Select lock option.

KS - Key standard

NLC - No lock core

KA - Key alike

G Select lock color.

BLL - Black

SCL - Satin Chrome

Key Alike not available on Satin Chrome /SCL Locks.



Ruckus® Storage (Delivered Pricing)

| Approx. Packaged Weight | Delivered Pricing |
|-------------------------------|----------------------|
| 182.7# | \$ 1844 |

Special Carton Marking

| | |
|-----------------------------------|-----|
| With specially marked information | N/C |
|-----------------------------------|-----|





Shipping

Ships assembled, FOB Pembroke, ON K8A
OE1, freight excluded. Freight class 100.

Specifications and prices are subject to change without prior notice.

Ruckus® Storage (Delivered Pricing)

Totes with Laminate Top

| | | | MODEL NUMBER | | | | | Approx. Packaged Weight |
|---|---|-----------|------------------|--|--|--|---|-------------------------------|
| | MODEL | W x D x H | Basic Model | Base | Top Color | Edge Color | Shell Color | |
|  RCKT | Short 2-Column Unit, Open with Laminate top and (12)3" Totes | 30x18x29 | RKT301829OPT/3T | <input type="checkbox"/> <input type="checkbox"/> <input type="checkbox"/> | <input type="checkbox"/> <input type="checkbox"/> <input type="checkbox"/> | <input type="checkbox"/> <input type="checkbox"/> <input type="checkbox"/> | <input type="checkbox"/> <input type="checkbox"/> | 107.2# |
| | • Laminate top (1-1/4" with 74P edge) | | | | | | | |
| | • Single-Face only | | | | | | | |
| | • Totes included are translucent with no lid (not included on the 'empty' model) | | | | | | | |
| | • Unit ships assembled, including totes and rail sets; glides/casters are field installed | | | | | | | |
|  RCKT | Short 2-Column Unit, Open with Laminate top and (6)6" Totes | 30x18x29 | RKT301829OPT/6T | <input type="checkbox"/> <input type="checkbox"/> <input type="checkbox"/> | <input type="checkbox"/> <input type="checkbox"/> <input type="checkbox"/> | <input type="checkbox"/> <input type="checkbox"/> <input type="checkbox"/> | <input type="checkbox"/> <input type="checkbox"/> | 103.4# |
| | • Laminate top (1-1/4" with 74P edge) | | | | | | | |
| | • Single-Face only | | | | | | | |
| | • Totes included are translucent with no lid (not included on the 'empty' model) | | | | | | | |
| | • Unit ships assembled, including totes and rail sets; glides/casters are field installed | | | | | | | |
|  RCKT | Short 2-Column Unit, Open with Laminate top and (8)3" and (2)6" Totes | 30x18x29 | RKT301829OPT/36T | <input type="checkbox"/> <input type="checkbox"/> <input type="checkbox"/> | <input type="checkbox"/> <input type="checkbox"/> <input type="checkbox"/> | <input type="checkbox"/> <input type="checkbox"/> <input type="checkbox"/> | <input type="checkbox"/> <input type="checkbox"/> | 105.9# |
| | • Laminate top (1-1/4" with 74P edge) | | | | | | | |
| | • Single-Face only | | | | | | | |
| | • Totes included are translucent with no lid (not included on the 'empty' model) | | | | | | | |
| | • Unit ships assembled, including totes and rail sets; glides/casters are field installed | | | | | | | |
|  RCKT | Short 2-Column Unit, Open with Laminate top-Empty | 30x18x29 | RKT301829OPT/XT | <input type="checkbox"/> <input type="checkbox"/> <input type="checkbox"/> | <input type="checkbox"/> <input type="checkbox"/> <input type="checkbox"/> | <input type="checkbox"/> <input type="checkbox"/> <input type="checkbox"/> | <input type="checkbox"/> <input type="checkbox"/> | 93.4# |
| | • Laminate top (1-1/4" with 74P edge) | | | | | | | |
| | • Single-Face only | | | | | | | |
| | • Tote and rail sets must be ordered separately and installed on-site | | | | | | | |
| | • Unit ships assembled; glides/casters are field installed | | | | | | | |
| | | | | A | B | C | D | E |

HOW TO ORDER

Indicate the following information on order form:

- Quantity of each item.
- Model number, including options. See "How To Build a Model Number".
- Any special service required.

Note:

- The ☐ indicates that a choice is required.
- The absence of the ☐ indicates that no choice is required.
- Alpha-numeric characters in place of ☐ indicate that no other alternatives are available.

HOW TO BUILD A MODEL NUMBER

- A** Select basic model.
- B** Select base option.
- | | |
|------------|-------------------|
| 4CW | - 4 black casters |
| 4GB | - 4 black glides |
- C** Select top laminate surface.
Refer to the **Product Color Options** page in this price list.
- D** Select edge color.
Refer to the **Product Color Options** page in this price list.
- E** Select shell color.
Refer to the **Product Color Options** page in this price list.

\$ 1254

\$ 1239

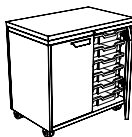
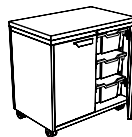

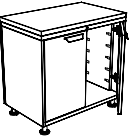
\$ 1034

KI's standard finish is the supplier's recommended finish for that color/pattern. Note: Nonstandard laminates from these suppliers (example: textured laminates), require an upcharge and additional leadtime. Contact KI.

Specifications and prices are subject to change without prior notice.

Ruckus® Storage (Delivered Pricing)

Totes with Laminate Top

| | | | MODEL NUMBER | | | | | | | | | | | |
|---|--|-----------|------------------|--------------------------|--------------------------|--------------------------|--------------------------|--------------------------|--------------------------|--------------------------|--------------------------|----------|--|--|
| MODEL | | W x D x H | Basic Model | Pull Option | Base | Top Color | Edge Color | Shell Color | Door Color | Lock Option | Lock Color | | | |
|  RCKT | Short 2-Column Unit with Doors, Laminate Top and (12)3" Totes <ul style="list-style-type: none">Laminate top (1-1/4" with 74P edge)Single-Face onlyTotes included are translucent with no lid (not included on the 'empty' model)Unit ships assembled, including totes and rail sets; glides/casters are field installedSecure locking doors | 30x18x29 | RKT301829DRT/3T | <input type="checkbox"/> | <input type="checkbox"/> | <input type="checkbox"/> | <input type="checkbox"/> | <input type="checkbox"/> | <input type="checkbox"/> | <input type="checkbox"/> | <input type="checkbox"/> | | | |
| | | | | | | | | | | | | | | |
| | | | | | | | | | | | | | | |
| | | | | | | | | | | | | | | |
| | | | | | | | | | | | | | | |
|  RCKT | Short 2-Column Unit with Doors, Laminate Top and (6)6" Totes <ul style="list-style-type: none">Laminate top (1-1/4" with 74P edge)Single-Face onlyTotes included are translucent with no lid (not included on the 'empty' model)Unit ships assembled, including totes and rail sets; glides/casters are field installedSecure locking doors | 30x18x29 | RKT301829DRT/6T | <input type="checkbox"/> | <input type="checkbox"/> | <input type="checkbox"/> | <input type="checkbox"/> | <input type="checkbox"/> | <input type="checkbox"/> | <input type="checkbox"/> | <input type="checkbox"/> | | | |
| | | | | | | | | | | | | | | |
| | | | | | | | | | | | | | | |
| | | | | | | | | | | | | | | |
| | | | | | | | | | | | | | | |
|  RCKT | Short 2-Column Unit with Doors, Laminate Top and (8)3" and (2)6" Totes <ul style="list-style-type: none">Laminate top (1-1/4" with 74P edge)Single-Face onlyTotes included are translucent with no lid (not included on the 'empty' model)Unit ships assembled, including totes and rail sets; glides/casters are field installedSecure locking doors | 30x18x29 | RKT301829DRT/36T | <input type="checkbox"/> | <input type="checkbox"/> | <input type="checkbox"/> | <input type="checkbox"/> | <input type="checkbox"/> | <input type="checkbox"/> | <input type="checkbox"/> | <input type="checkbox"/> | | | |
| | | | | | | | | | | | | | | |
| | | | | | | | | | | | | | | |
| | | | | | | | | | | | | | | |
| | | | | | | | | | | | | | | |
|  RCKT | Short 2-Column Unit with Doors and Laminate Top-Empty <ul style="list-style-type: none">Laminate top (1-1/4" with 74P edge)Single-Face onlyTote and rail sets must be ordered separately and installed on-siteUnit ships assembled; glides/casters are field installedSecure locking doors | 30x18x29 | RKT301829DRT/XT | <input type="checkbox"/> | <input type="checkbox"/> | <input type="checkbox"/> | <input type="checkbox"/> | <input type="checkbox"/> | <input type="checkbox"/> | <input type="checkbox"/> | <input type="checkbox"/> | | | |
| | | | | | | | | | | | | | | |
| | | | | | | | | | | | | | | |
| | | | | | | | | | | | | | | |
| | | | | | | | | | | | | | | |
| | | | | | | | | | | | | | | |
| | | | | A | B | C | D | E | F | G | H | I | | |

HOW TO ORDER

Indicate the following information on order form:

- Quantity of each item.
- Model number, including options. See "How To Build a Model Number".
- Any special service required.

Note: • The ☐ indicates that a choice is required.

- The absence of the ☐ indicates that no choice is required.
- Alpha-numeric characters in place of ☐ indicate that no other alternatives are available.

HOW TO BUILD A MODEL NUMBER

A Select basic model.

B Select pull option.

- S6** - Beveled pull Black
S5 - Beveled pull Satin Chrome

C Select base option.

- 4CW** - 4 black casters
4GB - 4 black glides

D Select top laminate surface.

Refer to the **Product Color Options** page in this price list.

E Select edge color.

Refer to the **Product Color Options** page in this price list.

F Select shell color.

Refer to the **Product Color Options** page in this price list.

G Select front door color.

Refer to the **Product Color Options** page in this price list.

H Select lock option.

- KS** - Key standard
NLC - No lock core
KA - Key alike

I Select lock color.

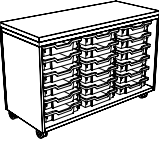

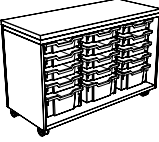
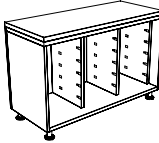
- BLL** - Black
SCL - Satin Chrome
Key Alike not available on Satin Chrome /SCL Locks.

| | |
|--------|---------|
| 117.7# | \$ 1215 |
|--------|---------|

Specifications and prices are subject to change without prior notice.

Ruckus® Storage (Delivered Pricing)

Totes with Laminate Top

| | | | MODEL NUMBER | | | | | Approx. Packaged Weight |
|--|---|----------|------------------|--|--|--|---|-------------------------------|
| | | | Basic Model | Base | Top Color | Edge Color | Shell Color | |
|  RCKT | Short 3-Column Unit, Open with Laminate top and (18)3" Totes <ul style="list-style-type: none">Laminate top (1-1/4" with 74P edge)Single-Face onlyTotes included are translucent with no lid (not included on the 'empty' model)Unit ships assembled, including totes and rail sets; glides/casters are field installed | 44x18x29 | RKT441829OPT/3T | <input type="checkbox"/> <input type="checkbox"/> <input type="checkbox"/> | <input type="checkbox"/> <input type="checkbox"/> <input type="checkbox"/> | <input type="checkbox"/> <input type="checkbox"/> <input type="checkbox"/> | <input type="checkbox"/> <input type="checkbox"/> | 151.1# |
| | | | | | | | | |
| | | | | | | | | |
| | | | | | | | | |
| | | | | | | | | |
|  RCKT | Short 3-Column Unit, Open with Laminate top and (9)6" Totes <ul style="list-style-type: none">Laminate top (1-1/4" with 74P edge)Single-Face onlyTotes included are translucent with no lid (not included on the 'empty' model)Unit ships assembled, including totes and rail sets; glides/casters are field installed | 44x18x29 | RKT441829OPT/6T | <input type="checkbox"/> <input type="checkbox"/> <input type="checkbox"/> | <input type="checkbox"/> <input type="checkbox"/> <input type="checkbox"/> | <input type="checkbox"/> <input type="checkbox"/> <input type="checkbox"/> | <input type="checkbox"/> <input type="checkbox"/> | 145.9# |
| | | | | | | | | |
| | | | | | | | | |
| | | | | | | | | |
| | | | | | | | | |
|  RCKT | Short 3-Column Unit, Open with Laminate top and (12)3" and (3)6" Totes <ul style="list-style-type: none">Laminate top (1-1/4" with 74P edge)Single-Face onlyTotes included are translucent with no lid (not included on the 'empty' model)Unit ships assembled, including totes and rail sets; glides/casters are field installed | 44x18x29 | RKT441829OPT/36T | <input type="checkbox"/> <input type="checkbox"/> <input type="checkbox"/> | <input type="checkbox"/> <input type="checkbox"/> <input type="checkbox"/> | <input type="checkbox"/> <input type="checkbox"/> <input type="checkbox"/> | <input type="checkbox"/> <input type="checkbox"/> | 153.0# |
| | | | | | | | | |
| | | | | | | | | |
| | | | | | | | | |
| | | | | | | | | |
|  RCKT | Short 3-Column Unit, Open with Laminate top-Empty <ul style="list-style-type: none">Laminate top (1-1/4" with 74P edge)Single-Face onlyTote and rail sets must be ordered separately and installed on-siteUnit ships assembled; glides/casters are field installed | 44x18x29 | RKT441829OPT/XT | <input type="checkbox"/> <input type="checkbox"/> <input type="checkbox"/> | <input type="checkbox"/> <input type="checkbox"/> <input type="checkbox"/> | <input type="checkbox"/> <input type="checkbox"/> <input type="checkbox"/> | <input type="checkbox"/> <input type="checkbox"/> | 131.1# |
| | | | | | | | | |
| | | | | | | | | |
| | | | | | | | | |
| | | | | | | | | |

A **B** **C** **D** **E**

HOW TO ORDER

Indicate the following information on order form:

- 1. Quantity of each item.
- 2. Model number, including options. See "How To Build a Model Number".
- 3. Any special service required.

Note: • The ☐ indicates that a choice is required.
• The absence of the ☐ indicates that no choice is required.
• Alpha-numeric characters in place of ☐ indicate that no other alternatives are available.

HOW TO BUILD A MODEL NUMBER

- A** Select basic model.
- B** Select base option.

4CW

- 4 black casters

4GB

- 4 black glides
- C** Select top laminate surface.
Refer to the **Product Color Options** page in this price list.
- D** Select edge color.
Refer to the **Product Color Options** page in this price list.
- E** Select shell color.
Refer to the **Product Color Options** page in this price list.

\$ 1573

\$ 1470

\$ 1548

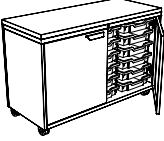

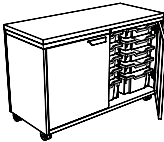

\$ 1253

KI's standard finish is the supplier's recommended finish for that color/pattern. Note: Nonstandard laminates from these suppliers (example: textured laminates), require an upcharge and additional leadtime. Contact KI.

Specifications and prices are subject to change without prior notice.

Ruckus® Storage (Delivered Pricing)

Totes with Laminate Top

| | | | MODEL NUMBER | | | | | | | | | |
|--|--|-----------|------------------|--------------------------|--------------------------|--------------------------|--------------------------|--------------------------|--------------------------|--------------------------|--------------------------|--|
| | MODEL | W x D x H | Basic Model | Pull Option | Base | Top Color | Edge Color | Shell Color | Door Color | Lock Option | Lock Color | |
|  RCKT | Short 3-Column Unit with Doors, Laminate Top and (18)3\" <ul style="list-style-type: none">• Laminate top (1-1/4\" with 74P edge)• Single-Face only• Totes included are translucent with no lid (not included on the 'empty' model)• Unit ships assembled, including totes and rail sets; glides/casters are field installed• Secure locking doors | 44x18x29 | RKT441829DRT/3T | <input type="checkbox"/> | <input type="checkbox"/> | <input type="checkbox"/> | <input type="checkbox"/> | <input type="checkbox"/> | <input type="checkbox"/> | <input type="checkbox"/> | <input type="checkbox"/> | |
| | | | | | | | | | | | | |
| | | | | | | | | | | | | |
| | | | | | | | | | | | | |
| | | | | | | | | | | | | |
|  RCKT | Short 3-Column Unit with Doors, Laminate Top and (9)6\" <ul style="list-style-type: none">• Laminate top (1-1/4\" with 74P edge)• Single-Face only• Totes included are translucent with no lid (not included on the 'empty' model)• Unit ships assembled, including totes and rail sets; glides/casters are field installed• Secure locking doors | 44x18x29 | RKT441829DRT/6T | <input type="checkbox"/> | <input type="checkbox"/> | <input type="checkbox"/> | <input type="checkbox"/> | <input type="checkbox"/> | <input type="checkbox"/> | <input type="checkbox"/> | <input type="checkbox"/> | |
| | | | | | | | | | | | | |
| | | | | | | | | | | | | |
| | | | | | | | | | | | | |
| | | | | | | | | | | | | |
|  RCKT | Short 3-Column Unit with Doors, Laminate Top and (12)3\" and (3)6\" <ul style="list-style-type: none">• Laminate top (1-1/4\" with 74P edge)• Single-Face only• Totes included are translucent with no lid (not included on the 'empty' model)• Unit ships assembled, including totes and rail sets; glides/casters are field installed• Secure locking doors | 44x18x29 | RKT441829DRT/36T | <input type="checkbox"/> | <input type="checkbox"/> | <input type="checkbox"/> | <input type="checkbox"/> | <input type="checkbox"/> | <input type="checkbox"/> | <input type="checkbox"/> | <input type="checkbox"/> | |
| | | | | | | | | | | | | |
| | | | | | | | | | | | | |
| | | | | | | | | | | | | |
| | | | | | | | | | | | | |
|  RCKT | Short 3-Column Unit with Doors and Laminate Top-Empty <ul style="list-style-type: none">• Laminate top (1-1/4\" with 74P edge)• Single-Face only• Tote and rail sets must be ordered separately and installed on-site• Unit ships assembled; glides/casters are field installed• Secure locking doors | 44x18x29 | RKT441829DRT/XT | <input type="checkbox"/> | <input type="checkbox"/> | <input type="checkbox"/> | <input type="checkbox"/> | <input type="checkbox"/> | <input type="checkbox"/> | <input type="checkbox"/> | <input type="checkbox"/> | |
| | | | | | | | | | | | | |
| | | | | | | | | | | | | |
| | | | | | | | | | | | | |
| | | | | | | | | | | | | |

A

B

C

D

E

F

G

H

I

A

B

C

D

E

F

G

H

I

HOW TO ORDER

Indicate the following information on order form:

1. Quantity of each item.
2. Model number, including options. See "How To Build a Model Number".
3. Any special service required.

Note: • The ☐ indicates that a choice is required.

- The absence of the ☐ indicates that no choice is required.
- Alpha-numeric characters in place of ☐ indicate that no other alternatives are available.

HOW TO BUILD A MODEL NUMBER

A Select basic model.

B Select pull option.

- S6** - Beveled pull Black
S5 - Beveled pull Satin Chrome

C Select base option.

- 4CW** - 4 black casters
4GB - 4 black glides

D Select top laminate surface.

Refer to the **Product Color Options** page in this price list.

E Select edge color.

Refer to the **Product Color Options** page in this price list.

F Select shell color.

Refer to the **Product Color Options** page in this price list.

G Select front door color.

Refer to the **Product Color Options** page in this price list.

H Select lock option.

- KS** - Key standard
NLC - No lock core
KA - Key alike

I Select lock color.

- BLL** - Black
SCL - Satin Chrome
 Key Alike not available on Satin Chrome /SCL Locks.

| | |
|--------|---------|
| 157.1# | \$ 1455 |
|--------|---------|

KI's standard finish is the supplier's recommended finish for that color/pattern. Note: Nonstandard laminates from these suppliers (example: textured laminates), require an upcharge and additional leadtime. Contact KI.



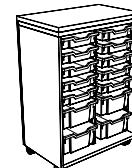

| | |
|-----------------------------------|-----|
| With specially marked information | N/C |
|-----------------------------------|-----|

Ships assembled, FOB Pembroke, ON K8A
OE1, freight excluded. Freight class 100.

Specifications and prices are subject to change without prior notice.

Ruckus® Storage (Delivered Pricing)

Totes with Laminate Top

| | | | MODEL NUMBER | | | | | Approx. Packaged Weight |
|---|--|----------|------------------|--|--|--|---|-------------------------------|
| | | | Basic Model | Base | Top Color | Edge Color | Shell Color | |
|  | Tall 2-Column Unit, Open with Laminate Top and (18)3" Totes <ul style="list-style-type: none">Laminate top (1-1/4" with 74P edge)Single-Face onlyTotes included are translucent with no lid (not included on the 'empty' model)Unit ships assembled, including totes and rail sets; glides/casters are field installed | 30x18x42 | RKT301842OPT/3T | <input type="checkbox"/> <input type="checkbox"/> <input type="checkbox"/> | <input type="checkbox"/> <input type="checkbox"/> <input type="checkbox"/> | <input type="checkbox"/> <input type="checkbox"/> <input type="checkbox"/> | <input type="checkbox"/> <input type="checkbox"/> | 131.2# |
| | | | | | | | | |
| | | | | | | | | |
| | | | | | | | | |
| | | | | | | | | |
| RCKT | | | | | | | | |
|  | Tall 2-Column Unit, Open with Laminate Top and (8)6" Totes <ul style="list-style-type: none">Laminate top (1-1/4" with 74P edge)Single-Face onlyTotes included are translucent with no lid (not included on the 'empty' model)Unit ships assembled, including totes and rail sets; glides/casters are field installed | 30x18x42 | RKT301842OPT/6T | <input type="checkbox"/> <input type="checkbox"/> <input type="checkbox"/> | <input type="checkbox"/> <input type="checkbox"/> <input type="checkbox"/> | <input type="checkbox"/> <input type="checkbox"/> <input type="checkbox"/> | <input type="checkbox"/> <input type="checkbox"/> | 123.7# |
| | | | | | | | | |
| | | | | | | | | |
| | | | | | | | | |
| | | | | | | | | |
| RCKT | | | | | | | | |
|  | Tall 2-Column Unit, Open with Laminate Top and (10)3" and (4)6" Totes <ul style="list-style-type: none">Laminate top (1-1/4" with 74P edge)Single-Face onlyTotes included are translucent with no lid (not included on the 'empty' model)Unit ships assembled, including totes and rail sets; glides/casters are field installed | 30x18x42 | RKT301842OPT/36T | <input type="checkbox"/> <input type="checkbox"/> <input type="checkbox"/> | <input type="checkbox"/> <input type="checkbox"/> <input type="checkbox"/> | <input type="checkbox"/> <input type="checkbox"/> <input type="checkbox"/> | <input type="checkbox"/> <input type="checkbox"/> | 128.6# |
| | | | | | | | | |
| | | | | | | | | |
| | | | | | | | | |
| | | | | | | | | |
| RCKT | | | | | | | | |
|  | Tall 2-Column Unit, Open with Laminate Top-Empty <ul style="list-style-type: none">Laminate top (1-1/4" with 74P edge)Single-Face onlyTote and rail sets must be ordered separately and installed on-siteUnit ships assembled; glides/casters are field installed | 30x18x42 | RKT301842OPT/XT | <input type="checkbox"/> <input type="checkbox"/> <input type="checkbox"/> | <input type="checkbox"/> <input type="checkbox"/> <input type="checkbox"/> | <input type="checkbox"/> <input type="checkbox"/> <input type="checkbox"/> | <input type="checkbox"/> <input type="checkbox"/> | 110.5# |
| | | | | | | | | |
| | | | | | | | | |
| | | | | | | | | |
| | | | | | | | | |
| RCKT | | | | | | | | |
| | | | | A | B | C | D | E |

HOW TO ORDER

Indicate the following information on order form:

- Quantity of each item.
- Model number, including options. See "How To Build a Model Number".
- Any special service required.

Note:

- The ☐ indicates that a choice is required.
- The absence of the ☐ indicates that no choice is required.
- Alpha-numeric characters in place of ☐ indicate that no other alternatives are available.

HOW TO BUILD A MODEL NUMBER

- A** Select basic model.
- B** Select base option.
- | | |
|------------|-------------------|
| 4CW | - 4 black casters |
| 4GB | - 4 black glides |
- C** Select top laminate surface.
Refer to the **Product Color Options** page in this price list.
- D** Select edge color.
Refer to the **Product Color Options** page in this price list.
- E** Select shell color.
Refer to the **Product Color Options** page in this price list.



Ruckus® Storage (Delivered Pricing)

Totes with Laminate Top

| |
|-------------------|
| Delivered Pricing |
| \$ 1480 |
| |
| |
| |
| |
| |
| |
| |
| \$ 1352 |
| |
| |
| |
| |
| |
| |
| |
| |
| \$ 1441 |
| |
| |
| |
| |
| |
| |
| |
| |
| \$ 1160 |
| |
| |
| |
| |
| |
| |
| |
| |
| |

FINISH INFORMATION

Additional Laminate Offering
Additional laminates beyond KI standard offering, are available with two weeks extended leadtime. To specify additional laminates, use these designators followed by the supplier's color/pattern code:

Formica - LF/supplier's color pattern code
Nevamar - LN/supplier's color pattern code
Wilsonart - LW/supplier's color pattern code

KI's standard finish is the supplier's recommended finish for that color/pattern. Note: Nonstandard laminates from these suppliers (example: textured laminates), require an upcharge and additional leadtime. Contact KI.

SPECIAL SERVICES

Special Carton Marking
With specially marked information N/C

Shipping
Ships **assembled, FOB Pembroke, ON K8A 0E1, freight excluded.** Freight class 100.

Specifications and prices are subject to change without prior notice.

Ruckus® Storage (Delivered Pricing)

Totes with Laminate Top

| | | | MODEL NUMBER | | | | | | | | | |
|------|---|-----------|------------------|--------------------------|--------------------------|--------------------------|--------------------------|--------------------------|--------------------------|--------------------------|--------------------------|--|
| | MODEL | W x D x H | Basic Model | Pull Option | Base | Top Color | Edge Color | Shell Color | Door Color | Lock Option | Lock Color | |
| | Tall 2-Column Unit with Laminate Top, Doors and (18)3" Totes | 30x18x42 | RKT301842DRT/3T | <input type="checkbox"/> | <input type="checkbox"/> | <input type="checkbox"/> | <input type="checkbox"/> | <input type="checkbox"/> | <input type="checkbox"/> | <input type="checkbox"/> | <input type="checkbox"/> | |
| | • Laminate top (1-1/4" with 74P edge) | | | | | | | | | | | |
| | • Single-Face only | | | | | | | | | | | |
| | • Totes included are translucent with no lid (not included on the 'empty' model) | | | | | | | | | | | |
| | • Unit ships assembled, including totes and rail sets; glides/casters are field installed | | | | | | | | | | | |
| RCKT | • Secure locking doors | | | | | | | | | | | |
| | Tall 2-Column Unit with Laminate Top, Doors and (8)6" Totes | 30x18x42 | RKT301842DRT/6T | <input type="checkbox"/> | <input type="checkbox"/> | <input type="checkbox"/> | <input type="checkbox"/> | <input type="checkbox"/> | <input type="checkbox"/> | <input type="checkbox"/> | <input type="checkbox"/> | |
| | • Laminate top (1-1/4" with 74P edge) | | | | | | | | | | | |
| | • Single-Face only | | | | | | | | | | | |
| | • Totes included are translucent with no lid (not included on the 'empty' model) | | | | | | | | | | | |
| | • Unit ships assembled, including totes and rail sets; glides/casters are field installed | | | | | | | | | | | |
| RCKT | • Secure locking doors | | | | | | | | | | | |
| | Tall 2-Column Unit with Laminate Top, Doors and (10)3" and (4)6" Totes | 30x18x42 | RKT301842DRT/36T | <input type="checkbox"/> | <input type="checkbox"/> | <input type="checkbox"/> | <input type="checkbox"/> | <input type="checkbox"/> | <input type="checkbox"/> | <input type="checkbox"/> | <input type="checkbox"/> | |
| | • Laminate top (1-1/4" with 74P edge) | | | | | | | | | | | |
| | • Single-Face only | | | | | | | | | | | |
| | • Totes included are translucent with no lid (not included on the 'empty' model) | | | | | | | | | | | |
| | • Unit ships assembled, including totes and rail sets; glides/casters are field installed | | | | | | | | | | | |
| RCKT | • Secure locking doors | | | | | | | | | | | |
| | Tall 2-Column Unit with Laminate Top and Doors-Empty | 30x18x42 | RKT301842DRT/XT | <input type="checkbox"/> | <input type="checkbox"/> | <input type="checkbox"/> | <input type="checkbox"/> | <input type="checkbox"/> | <input type="checkbox"/> | <input type="checkbox"/> | <input type="checkbox"/> | |
| | • Laminate top (1-1/4" with 74P edge) | | | | | | | | | | | |
| | • Single-Face only | | | | | | | | | | | |
| | • Tote and rail sets must be ordered separately and installed on-site | | | | | | | | | | | |
| | • Unit ships assembled; glides/casters are field installed | | | | | | | | | | | |
| RCKT | • Secure locking doors | | | | | | | | | | | |
| | | | A | B | C | D | E | F | G | H | I | |

HOW TO ORDER

Indicate the following information on order form:

- Quantity of each item.
- Model number, including options. See "How To Build a Model Number".
- Any special service required.

Note: • The ☐ indicates that a choice is required.

- The absence of the ☐ indicates that no choice is required.
- Alpha-numeric characters in place of ☐ indicate that no other alternatives are available.

HOW TO BUILD A MODEL NUMBER

A Select basic model.

B Select pull option.

- S6** - Beveled pull Black
S5 - Beveled pull Satin Chrome

C Select base option.

- 4CW** - 4 black casters
4GB - 4 black glides

D Select top laminate surface.

Refer to the **Product Color Options** page in this price list.

E Select edge color.

Refer to the **Product Color Options** page in this price list.

F Select shell color.

Refer to the **Product Color Options** page in this price list.

G Select front door color.

Refer to the **Product Color Options** page in this price list.

H Select lock option.

- KS** - Key standard
NLC - No lock core
KA - Key alike

I Select lock color.

- BLL** - Black
SCL - Satin Chrome
Key Alike not available on Satin Chrome /SCL Locks.



Ruckus® Storage (Delivered Pricing)

Totes with Laminate Top

| Approx. Packaged Weight | Delivered Pricing |
|-------------------------------|----------------------|
| 157.2# | \$ 1687 |

| | |
|--------|---------|
| 149.7# | \$ 1559 |
|--------|---------|

| | |
|--------|---------|
| 154.6# | \$ 1648 |
|--------|---------|

| | |
|--------|---------|
| 136.5# | \$ 1367 |
|--------|---------|

FINISH INFORMATION

Additional Laminate Offering

Additional laminates beyond KI standard offering, are available with two weeks extended leadtime. To specify additional laminates, use these designators followed by the supplier's color/pattern code:

Formica - LF/supplier's color pattern code
 Nevamar - LN/supplier's color pattern code
 Wilsonart - LW/supplier's color pattern code

KI's standard finish is the supplier's recommended finish for that color/pattern. Note: Nonstandard laminates from these suppliers (example: textured laminates), require an upcharge and additional leadtime. Contact KI.

SPECIAL SERVICES

Special Carton Marking

With specially marked information N/C



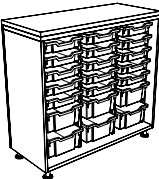

Shipping

Ships **assembled, FOB Pembroke, ON K8A 0E1, freight excluded.** Freight class 100.

Specifications and prices are subject to change without prior notice.

Ruckus® Storage (Delivered Pricing)

Totes with Laminate Top

| | | | MODEL NUMBER | | | | | Approx. Packaged Weight |
|--|---|----------|------------------|--|--|--|---|-------------------------------|
| | | | Basic Model | Base | Top Color | Edge Color | Shell Color | |
|  RCKT | Tall 3-Column Unit, Open with Laminate top and (27)3" Totes | 44x18x42 | RKT441842OPT/3T | <input type="checkbox"/> <input type="checkbox"/> <input type="checkbox"/> | <input type="checkbox"/> <input type="checkbox"/> <input type="checkbox"/> | <input type="checkbox"/> <input type="checkbox"/> <input type="checkbox"/> | <input type="checkbox"/> <input type="checkbox"/> | 185.1# |
| | <ul style="list-style-type: none">• Laminate top (1-1/4" with 74P edge)• Single-Face only• Totes included are translucent with no lid (not included on the 'empty' model)• Unit ships assembled, including totes and rail sets; glides/casters are field installed | | | | | | | |
| | | | | | | | | |
| | | | | | | | | |
| | | | | | | | | |
|  RCKT | Tall 3-Column Unit, Open with Laminate top and (12)6" Totes | 44x18x42 | RKT441842OPT/6T | <input type="checkbox"/> <input type="checkbox"/> <input type="checkbox"/> | <input type="checkbox"/> <input type="checkbox"/> <input type="checkbox"/> | <input type="checkbox"/> <input type="checkbox"/> <input type="checkbox"/> | <input type="checkbox"/> <input type="checkbox"/> | 173.8# |
| | <ul style="list-style-type: none">• Laminate top (1-1/4" with 74P edge)• Single-Face only• Totes included are translucent with no lid (not included on the 'empty' model)• Unit ships assembled, including totes and rail sets; glides/casters are field installed | | | | | | | |
| | | | | | | | | |
| | | | | | | | | |
| | | | | | | | | |
|  RCKT | Tall 3-Column Unit, Open with Laminate top and (15)3" and (6)6" Totes | 44x18x42 | RKT441842OPT/36T | <input type="checkbox"/> <input type="checkbox"/> <input type="checkbox"/> | <input type="checkbox"/> <input type="checkbox"/> <input type="checkbox"/> | <input type="checkbox"/> <input type="checkbox"/> <input type="checkbox"/> | <input type="checkbox"/> <input type="checkbox"/> | 175.1# |
| | <ul style="list-style-type: none">• Laminate top (1-1/4" with 74P edge)• Single-Face only• Totes included are translucent with no lid (not included on the 'empty' model)• Unit ships assembled, including totes and rail sets; glides/casters are field installed | | | | | | | |
| | | | | | | | | |
| | | | | | | | | |
| | | | | | | | | |
|  RCKT | Tall 3-Column Unit, Open with Laminate top-Empty | 44x18x42 | RKT441842OPT/XT | <input type="checkbox"/> <input type="checkbox"/> <input type="checkbox"/> | <input type="checkbox"/> <input type="checkbox"/> <input type="checkbox"/> | <input type="checkbox"/> <input type="checkbox"/> <input type="checkbox"/> | <input type="checkbox"/> <input type="checkbox"/> | 154.0# |
| | <ul style="list-style-type: none">• Laminate top (1-1/4" with 74P edge)• Single-Face only• Tote and rail sets must be ordered separately and installed on-site• Unit ships assembled; glides/casters are field installed | | | | | | | |
| | | | | | | | | |
| | | | | | | | | |
| | | | | | | | | |

A B C D E

HOW TO ORDER

Indicate the following information on order form:

1. Quantity of each item.
2. Model number, including options. See "How To Build a Model Number".
3. Any special service required.

Note: • The ☐ indicates that a choice is required.
• The absence of the ☐ indicates that no choice is required.
• Alpha-numeric characters in place of ☐ indicate that no other alternatives are available.

HOW TO BUILD A MODEL NUMBER

- A** Select basic model.
- B** Select base option.
4CW - 4 black casters
4GB - 4 black glides
- C** Select top laminate surface.
Refer to the **Product Color Options** page in this price list.
- D** Select edge color.
Refer to the **Product Color Options** page in this price list.
- E** Select shell color.
Refer to the **Product Color Options** page in this price list.

\$ 1850

\$ 1667

\$ 1792


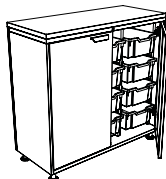


\$ 1372

KI's standard finish is the supplier's recommended finish for that color/pattern. Note: Nonstandard laminates from these suppliers (example: textured laminates), require an upcharge and additional leadtime. Contact KI.

Specifications and prices are subject to change without prior notice.

Ruckus® Storage (Delivered Pricing)

Totes with Laminate Top

| | | | MODEL NUMBER | | | | | | | | | |
|--|---|-----------|------------------|--------------------------|--------------------------|--------------------------|--------------------------|--------------------------|--------------------------|--------------------------|--------------------------|--|
| | MODEL | W x D x H | Basic Model | Pull Option | Base | Top Color | Edge Color | Shell Color | Door Color | Lock Option | Lock Color | |
|  RCKT | Tall 3-Column Unit with Doors, Laminate Top and (27)3" Totes | 44x18x42 | RKT441842DRT/3T | <input type="checkbox"/> | <input type="checkbox"/> | <input type="checkbox"/> | <input type="checkbox"/> | <input type="checkbox"/> | <input type="checkbox"/> | <input type="checkbox"/> | <input type="checkbox"/> | |
| | • Laminate top (1-1/4" with 74P edge) | | | | | | | | | | | |
| | • Single-Face only | | | | | | | | | | | |
| | • Totes included are translucent with no lid (not included on the 'empty' model) | | | | | | | | | | | |
| | • Unit ships assembled, including totes and rail sets; glides/casters are field installed | | | | | | | | | | | |
| | • Secure locking doors | | | | | | | | | | | |
|  RCKT | Tall 3-Column Unit with Doors, Laminate Top and (12)6" Totes | 44x18x42 | RKT441842DRT/6T | <input type="checkbox"/> | <input type="checkbox"/> | <input type="checkbox"/> | <input type="checkbox"/> | <input type="checkbox"/> | <input type="checkbox"/> | <input type="checkbox"/> | <input type="checkbox"/> | |
| | • Laminate top (1-1/4" with 74P edge) | | | | | | | | | | | |
| | • Single-Face only | | | | | | | | | | | |
| | • Totes included are translucent with no lid (not included on the 'empty' model) | | | | | | | | | | | |
| | • Unit ships assembled, including totes and rail sets; glides/casters are field installed | | | | | | | | | | | |
| | • Secure locking doors | | | | | | | | | | | |
|  RCKT | Tall 3-Column Unit with Doors, Laminate Top and (15)3" and (6)6" Totes | 44x18x42 | RKT441842DRT/36T | <input type="checkbox"/> | <input type="checkbox"/> | <input type="checkbox"/> | <input type="checkbox"/> | <input type="checkbox"/> | <input type="checkbox"/> | <input type="checkbox"/> | <input type="checkbox"/> | |
| | • Laminate top (1-1/4" with 74P edge) | | | | | | | | | | | |
| | • Single-Face only | | | | | | | | | | | |
| | • Totes included are translucent with no lid (not included on the 'empty' model) | | | | | | | | | | | |
| | • Unit ships assembled, including totes and rail sets; glides/casters are field installed | | | | | | | | | | | |
| | • Secure locking doors | | | | | | | | | | | |
|  RCKT | Tall 3-Column Unit with Doors and Laminate Top-Empty | 44x18x42 | RKT441842DRT/XT | <input type="checkbox"/> | <input type="checkbox"/> | <input type="checkbox"/> | <input type="checkbox"/> | <input type="checkbox"/> | <input type="checkbox"/> | <input type="checkbox"/> | <input type="checkbox"/> | |
| | • Laminate top (1-1/4" with 74P edge) | | | | | | | | | | | |
| | • Single-Face only | | | | | | | | | | | |
| | • Tote and rail sets must be ordered separately and installed on-site | | | | | | | | | | | |
| | • Unit ships assembled; glides/casters are field installed | | | | | | | | | | | |
| | • Secure locking doors | | | | | | | | | | | |
| | | | | | | | | | | | | |
| | | | | | | | | | | | | |
| | | | | | | | | | | | | |
| | | | | | | | | | | | | |
| | | | | | | | | | | | | |
| | | | | | | | | | | | | |
| | | | | | | | | | | | | |
| | | | | | | | | | | | | |
| | | | | | | | | | | | | |
| | | | | | | | | | | | | |
| | | | | | | | | | | | | |
| | | | | | | | | | | | | |
| | | | | | | | | | | | | |
| | | | | | | | | | | | | |
| | | | | | | | | | | | | |
| | | | | | | | | | | | | |
| | | | | | | | | | | | | |
| | | | | | | | | | | | | |
| | | | | | | | | | | | | |
| | | | | | | | | | | | | |
| | | | | | | | | | | | | |
| | | | | | | | | | | | | |
| | | | | | | | | | | | | |
| | | | | | | | | | | | | |
| | | | | | | | | | | | | |
| | | | | | | | | | | | | |
| | | | | | | | | | | | | |
| | | | | | | | | | | | | |
| | | | | | | | | | | | | |
| | | | | | | | | | | | | |
| | | | | | | | | | | | | |
| | | | | | | | | | | | | |
| | | | | | | | | | | | | |
| | | | | | | | | | | | | |
| | | | | | | | | | | | | |
| | | | | | | | | | | | | |
| | | | | | | | | | | | | |
| | | | | | | | | | | | | |
| | | | | | | | | | | | | |
| | | | | | | | | | | | | |
| | | | | | | | | | | | | |
| | | | | | | | | | | | | |
| | | | | | | | | | | | | |
| | | | | | | | | | | | | |
| | | | | | | | | | | | | |
| | | | | | | | | | | | | |
| | | | | | | | | | | | | |
| | | | | | | | | | | | | |
| | | | | | | | | | | | | |
| | | | | | | | | | | | | |
| | | | | | | | | | | | | |
| | | | | | | | | | | | | |
| | | | | | | | | | | | | |
| | | | | | | | | | | | | |
| | | | | | | | | | | | | |
| | | | | | | | | | | | | |
| | | | | | | | | | | | | |
| | | | | | | | | | | | | |
| | | | | | | | | | | | | |
| | | | | | | | | | | | | |
| | | | | | | | </ | | | | | |

HOW TO ORDER

Indicate the following information on order form:

- Quantity of each item.
- Model number, including options. See "How To Build a Model Number".
- Any special service required.

Note: • The ☐ indicates that a choice is required.

- The absence of the ☐ indicates that no choice is required.
- Alpha-numeric characters in place of ☐ indicate that no other alternatives are available.

HOW TO BUILD A MODEL NUMBER

A Select basic model.

B Select pull option.

- S6** - Beveled pull Black
S5 - Beveled pull Satin Chrome

C Select base option.

- 4CW** - 4 black casters
4GB - 4 black glides

D Select top laminate surface.

Refer to the **Product Color Options** page in this price list.

E Select edge color.

Refer to the **Product Color Options** page in this price list.

F Select shell color.

Refer to the **Product Color Options** page in this price list.

G Select front door color.

Refer to the **Product Color Options** page in this price list.

H Select lock option.

- KS** - Key standard
NLC - No lock core
KA - Key alike

I Select lock color.

- BLL** - Black
SCL - Satin Chrome
Key Alike not available on Satin Chrome /SCL Locks.



Ruckus® Storage (Delivered Pricing)

Totes with Laminate Top

| Approx. Packaged Weight | Delivered Pricing |
|-------------------------------|----------------------|
| 211.1# | \$ 2073 |
| | |
| | |
| | |
| | |
| | |
| | |
| | |
| | |
| | |
| 199.8# | \$ 1906 |
| | |
| | |
| | |
| | |
| | |
| | |
| | |
| | |
| | |
| 201.1# | \$ 2034 |
| | |
| | |
| | |
| | |
| | |
| | |
| | |
| | |
| | |
| 180.0# | \$ 1606 |
| | |
| | |
| | |
| | |
| | |
| | |
| | |
| | |

FINISH INFORMATION

Additional Laminate Offering
Additional laminates beyond KI standard offering, are available with two weeks extended leadtime. To specify additional laminates, use these designators followed by the supplier's color/pattern code:

Formica - LF/supplier's color pattern code
Nevamar - LN/supplier's color pattern code
Wilsonart - LW/supplier's color pattern code

KI's standard finish is the supplier's recommended finish for that color/pattern. Note: Nonstandard laminates from these suppliers (example: textured laminates), require an upcharge and additional leadtime. Contact KI.

SPECIAL SERVICES

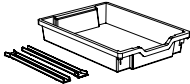
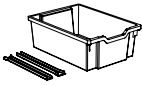
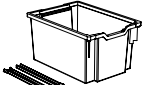
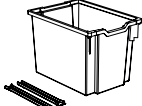
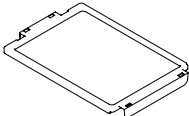
Special Carton Marking
With specially marked information N/C

Shipping
Ships **assembled, FOB Pembroke, ON K8A 0E1, freight excluded.** Freight class 100.

Specifications and prices are subject to change without prior notice.

Ruckus® Storage (Delivered Pricing)

Storage Accessories

| MODEL | W x D | MODEL NUMBER | Approx. Packaged Weight |
|--|---|----------------|-------------------------------|
| | | Basic Model | |
|  RCKA | 3"H Totes Kit (includes 6 translucent totes and rail sets) | RKA3TKIT6 | 8.2# |
| | | | |
| | | | |
| | | | |
|  RCKA | 6"H Totes Kit (includes 6 translucent totes and rail sets) | RKA6TKIT6 | 11.2# |
| | | | |
| | | | |
| | | | |
|  RCKA | 9"H Totes Kit (includes 6 translucent totes and rail sets) | RKA9TKIT6 | 13.3# |
| | | | |
| | | | |
| | | | |
|  RCKA | 12"H Totes Kit (includes 6 translucent totes and rail sets) | RKA12TKIT6 | 17.5# |
| | | | |
| | | | |
| | | | |
|  RCKA | Tote Lids Kit (includes 6 translucent tote lids) | RKALIDKIT6 | 3.3# |
| | | | |
| | | | |
| | | | |

A

HOW TO ORDER

Indicate the following information on order form:

1. Quantity of each item.
2. Model number, including options. See "How To Build a Model Number".
3. Any special service required.

Note:

- The ☐ indicates that a choice is required.
- The absence of the ☐ indicates that no choice is required.
- Alpha-numeric characters in place of ☐ indicate that no other alternatives are available.

HOW TO BUILD A MODEL NUMBER

A Select basic model.



Ruckus® Storage (Delivered Pricing)

Storage Accessories

| |
|-------------------|
| Delivered Pricing |
| \$ 155 |
| |
| |
| |
| \$ 180 |
| |
| |
| |
| \$ 225 |
| |
| |
| |
| \$ 245 |
| |
| |
| |
| \$ 105 |
| |
| |
| |
| |

SPECIAL SERVICES

Special Carton Marking

With specially marked information N/C


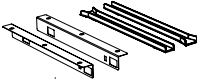
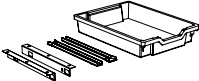
Shipping

Ships **assembled, FOB Pembroke, ON K8A 0E1, freight excluded.** Freight class 100.

Specifications and prices are subject to change without prior notice.

Ruckus® Storage (Delivered Pricing)

Storage Accessories

| MODEL | MODEL NUMBER | | Approx. Packaged Weight |
|---|----------------|--------------------------|-------------------------------|
| | Basic Model | Rail Color | |
|  RCKA | RKARAILKIT12 | | 2.6# |
|  RCKA | RKAUSRKIT1 | <input type="checkbox"/> | 1.0# |
|  RCKA | RKAUSR3TKIT1 | <input type="checkbox"/> | 2.2# |
| | A | B | |

HOW TO ORDER

Indicate the following information on order form:

- 1. Quantity of each item.
- 2. Model number, including options. See "How To Build a Model Number".
- 3. Any special service required.

Note:

- The ☐ indicates that a choice is required.
- The absence of the ☐ indicates that no choice is required.
- Alpha-numeric characters in place of ☐ indicate that no other alternatives are available.

HOW TO BUILD A MODEL NUMBER

- A** Select basic model.
- B** Select rail color.
Refer to the **Product Color Options** page in this price list.



Ruckus® Storage (Delivered Pricing)

Storage Accessories

| |
|-------------------|
| Delivered Pricing |
| \$ 100 |
| |
| |
| |
| \$ 84 |
| |
| |
| |
| \$ 99 |
| |
| |
| |

SPECIAL SERVICES

Special Carton Marking

With specially marked information N/C

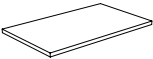



Shipping

Ships **assembled, FOB Pembroke, ON K8A 0E1, freight excluded.** Freight class 100.

Specifications and prices are subject to change without prior notice.

Ruckus® Storage (Delivered Pricing)

Storage Accessories

| | | MODEL NUMBER | | | Approx. Packaged Weight |
|---|--|----------------|--------------|--|-------------------------------|
| | | Basic Model | Top Color | Edge Color | |
|  RCKA | Tote Storage Top 30Wx18D • Laminate top (1-1/4" with 74P edge) | 30 x 18 | RKATTOP3018 | <input type="checkbox"/> <input type="checkbox"/> <input type="checkbox"/> | 19.4# |
| | | | | | |
| | | | | | |
| | | | | | |
|  RCKA | Tote Storage Top 44Wx18D • Laminate top (1-1/4" with 74P edge) | 44 x 18 | RKATTOP4418 | <input type="checkbox"/> <input type="checkbox"/> <input type="checkbox"/> | 28.4# |
| | | | | | |
| | | | | | |
| | | | | | |
|  RCKA | Ruckus Storage Caster Kit (4 Black Casters) | | RKA4CWKIT | | 2.0# |
| | | | | | |
| | | | | | |
| | | | | | |
|  RCKA | Ruckus Storage Glide Kit (4 Black Glides) | | RKA4GBKIT | | 1.5# |
| | | | | | |
| | | | | | |
| | | | | | |

A **B** **C**

HOW TO ORDER

Indicate the following information on order form:

- 1. Quantity of each item.
- 2. Model number, including options. See "How To Build a Model Number".
- 3. Any special service required.

Note:

- The ☐ indicates that a choice is required.
- The absence of the ☐ indicates that no choice is required.
- Alpha-numeric characters in place of ☐ indicate that no other alternatives are available.

HOW TO BUILD A MODEL NUMBER

- A** Select basic model.
- B** Select top laminate surface.
Refer to the **Product Color Options** page in this price list.
- C** Select edge color.
Refer to the **Product Color Options** page in this price list.



Ruckus® Storage (Delivered Pricing)

Storage Accessories

| |
|-------------------|
| Delivered Pricing |
| \$ 283 |
| |
| |
| |
| \$ 346 |
| |
| |
| |
| \$ 50 |
| |
| |
| |
| \$ 55 |
| |
| |
| |

SPECIAL SERVICES

Special Carton Marking

With specially marked information N/C

Shipping

Ships **assembled, FOB Pembroke, ON K8A 0E1, freight excluded.** Freight class 100.

Specifications and prices are subject to change without prior notice.

Ruckus® Storage (Delivered Pricing)

Storage Accessories

| | | | MODEL NUMBER | |
|-------|--|---------------------|--------------|-------------------------|
| | | | Basic Model | |
| | MODEL | Features | | Approx. Packaged Weight |
| HRDPT | P-Series Keys <ul style="list-style-type: none">• Double bit design• Range of 200 different core/key numbers available• Must specify lock number(s) requested when ordering cut key or lock core/key sets | Lock Core/2 Key Set | 2.KP20522 | 0.4# |
| | | Master Key | 2.KP20550 | 0.2# |
| | | Extractor Key | 2.KP20551 | 0.2# |
| | | Blank Key | 2.KP20552 | 0.2# |
| | | Cut Key | 2.KP20557 | 0.2# |
| | | | | |
| HRDPT | Locker Master Key for CLCK Lock <ul style="list-style-type: none">• Master key for CLCK combination locks• Not for use with any other locks except Ruckus combination locks | | 2.KP61614 | 0.2# |
| | | | | |
| | | | | |
| HRDPT | Locker Master Key for DLCK Lock <ul style="list-style-type: none">• Master key for DLCK digital locks• Not for use with any other locks except Ruckus digital locks | | 2.KP61616 | 0.2# |
| | | | | |
| | | | | |

A

HOW TO ORDER

Indicate the following information on order form:

1. Quantity of each item.
2. Model number, including options. See "How To Build a Model Number".
3. Any special service required.

Note:

- The ☐ indicates that a choice is required.
- The absence of the ☐ indicates that no choice is required.
- Alpha-numeric characters in place of ☐ indicate that no other alternatives are available.

HOW TO BUILD A MODEL NUMBER

A Select basic model.



Ruckus® Storage (Delivered Pricing)

Storage Accessories

| Delivered Pricing | |
|-------------------|----|
| \$ | 12 |
| | 9 |
| | 9 |
| | 3 |
| | 4 |
| | |
| \$ | 22 |
| | |
| | |
| \$ | 7 |
| | |
| | |

SPECIAL SERVICES

Special Carton Marking

With specially marked information N/C

Shipping

Ships **assembled, FOB Pembroke, ON K8A 0E1, freight prepaid.** Freight class 70.

Specifications and prices are subject to change without prior notice.

Index

| Model No. | Description | Page | Model No. | Description | Page |
|------------------|---|------|------------------|--|------|
| 2.KP20522 | Storage Accessories: P-Series Keys | 110 | RKT301829OPT/3T | Totes with Laminate Top: Short 2-Column Unit, Open with Laminate top and (12)3" Totes | 88 |
| 2.KP61614 | Storage Accessories: Locker Master Key for CLCK Lock | 110 | RKT301829OPT/6T | Totes with Laminate Top: Short 2-Column Unit, Open with Laminate top and (6)6" Totes | 88 |
| 2.KP61616 | Storage Accessories: Locker Master Key for DLCK Lock | 110 | RKT301829OPT/XT | Totes with Laminate Top: Short 2-Column Unit, Open with Laminate top-Empty | 88 |
| RK1100H15NB | Four-Leg Chair: Four-Leg Chair with Glides | 34 | RKT301841DR/36T | Totes: Tall 2-Column Unit with Doors and (10)3" and (4)6" Totes | 82 |
| RK1200H15NB | Four-Leg Chair: Four-Leg Chair with Glides | 34 | RKT301841DR/3T | Totes: Tall 2-Column Unit with Doors and (18)3" Totes | 82 |
| RK2100H15NB | Four-Leg Chair: Four-Leg Chair with Casters | 36 | RKT301841DR/6T | Totes: Tall 2-Column Unit with Doors and (8)6" Totes | 82 |
| RK2200H15NB | Four-Leg Chair: Four-Leg Chair with Casters | 36 | RKT301841DR/XT | Totes: Tall 2-Column Unit with Doors-Empty | 82 |
| RK4100H24BR | Stools: Stool with Bookbag Rack | 48 | RKT301841OP/36T | Totes: Tall 2-Column Unit, Open with (10)3" and (4)6" Totes | 80 |
| RK4100H24NB | Stools: Stool No Bookbag Rack | 46 | RKT301841OP/3T | Totes: Tall 2-Column Unit, Open with (18)3" Totes | 80 |
| RK4200H24BR | Stools: Stool with Bookbag Rack | 48 | RKT301841OP/6T | Totes: Tall 2-Column Unit, Open with (8)6" Totes | 80 |
| RK4200H24NB | Stools: Stool No Bookbag Rack | 46 | RKT301841OP/XT | Totes: Tall 2-Column Unit, Open-Empty | 80 |
| RK5100 | Task Chair: Task Chair | 50 | RKT301842DRT/36T | Totes with Laminate Top: Tall 2-Column Unit with Laminate Top, Doors and (10)3" and (4)6" Totes | 98 |
| RK5200 | Task Chair: Task Chair | 50 | RKT301842DRT/3T | Totes with Laminate Top: Tall 2-Column Unit with Laminate Top, Doors and (18)3" Totes | 98 |
| RKA12TKIT6 | Storage Accessories: 12"H Totes Kit (includes 6 translucent totes and rail sets) | 104 | RKT301842DRT/6T | Totes with Laminate Top: Tall 2-Column Unit with Laminate Top, Doors and (8)6" Totes | 98 |
| RKA3TKIT6 | Storage Accessories: 3"H Totes Kit (includes 6 translucent totes and rail sets) | 104 | RKT301842DRT/XT | Totes with Laminate Top: Tall 2-Column Unit with Laminate Top and Doors-Empty | 98 |
| RKA4CWKIT | Storage Accessories: Ruckus Storage Caster Kit (4 Black Casters) | 108 | RKT301842OPT/36T | Totes with Laminate Top: Tall 2-Column Unit, Open with Laminate Top and (10)3" and (4)6" Totes | 96 |
| RKA4GBKIT | Storage Accessories: Ruckus Storage Glide Kit (4 Black Glides) | 108 | RKT301842OPT/3T | Totes with Laminate Top: Tall 2-Column Unit, Open with Laminate Top and (18)3" Totes | 96 |
| RKA6TKIT6 | Storage Accessories: 6"H Totes Kit (includes 6 translucent totes and rail sets) | 104 | RKT301842OPT/6T | Totes with Laminate Top: Tall 2-Column Unit, Open with Laminate Top and (8)6" Totes | 96 |
| RKA9TKIT6 | Storage Accessories: 9"H Totes Kit (includes 6 translucent totes and rail sets) | 104 | RKT301842OPT/XT | Totes with Laminate Top: Tall 2-Column Unit, Open with Laminate Top-Empty | 96 |
| RKALIDKIT6 | Storage Accessories: Tote Lids Kit (includes 6 translucent tote lids) | 104 | RKT441828DR/36T | Totes: Short 3-Column Unit with Doors and (12)3" and (3)6" Totes | 78 |
| RKARAILKIT12 | Storage Accessories: Tote Storage Rails Kit (includes 12 rail sets) | 106 | RKT441828DR/3T | Totes: Short 3-Column Unit with Doors and (18)3" Totes | 78 |
| RKATTOP3018 | Storage Accessories: Tote Storage Top 30Wx18D | 108 | RKT441828DR/6T | Totes: Short 3-Column Unit with Doors and (9)6" Totes | 78 |
| RKATTOP4418 | Storage Accessories: Tote Storage Top 44Wx18D | 108 | RKT441828DR/XT | Totes: Short 3-Column Unit with Doors-Empty | 78 |
| RKAUSR3TKIT1 | Storage Accessories: Undersurface Rail kit, with 3" Tote | 106 | RKT441828OP/36T | Totes: Short 3-Column Unit, Open with (12)3" and (3)6" Totes | 76 |
| RKAUSRKIT1 | Storage Accessories: Undersurface Rail kit (tote specified separately) | 106 | RKT441828OP/3T | Totes: Short 3-Column Unit, Open with (18)3" Totes | 76 |
| RKB361836 | Bookcase: Single-Face Bookcase Unit with Shelves | 64 | RKT441828OP/6T | Totes: Short 3-Column Unit, Open with (9)6" Totes | 76 |
| RKB362436 | Bookcase: Double-Face Bookcase Unit with Shelves | 64 | RKT441828OP/XT | Totes: Short 3-Column Unit, Open-Empty | 76 |
| RKC361836DR | Cubbies: Single-Face Cubbies 2x3-With Doors | 68 | RKT441829DRT/36T | Totes with Laminate Top: Short 3-Column Unit with Doors, Laminate Top and (12)3" and (3)6" Totes | 94 |
| RKC361836OP | Cubbies: Single-Face Cubbies 2x3-Open Units | 66 | RKT441829DRT/3T | Totes with Laminate Top: Short 3-Column Unit with Doors, Laminate Top and (18)3" Totes | 94 |
| RKC362436DR | Cubbies: Double-Face Cubbies 2x3-With Doors | 68 | RKT441829DRT/6T | Totes with Laminate Top: Short 3-Column Unit with Doors, Laminate Top and (9)6" Totes | 94 |
| RKC362436OP | Cubbies: Double-Face Cubbies 2x3-Open Units | 66 | RKT441829DRT/XT | Totes with Laminate Top: Short 3-Column Unit with Doors and Laminate Top-Empty | 94 |
| RKC541836DR | Cubbies: Single-Face Cubbies 3x3-With Doors | 68 | RKT441829OPT/36T | Totes with Laminate Top: Short 3-Column Unit, Open with Laminate top and (12)3" and (3)6" Totes | 92 |
| RKC541836OP | Cubbies: Single-Face Cubbies 3x3-Open Units | 66 | RKT441829OPT/3T | Totes with Laminate Top: Short 3-Column Unit, Open with Laminate top and (18)3" Totes | 92 |
| RKC542436DR | Cubbies: Double-Face Cubbies 3x3-With Doors | 68 | RKT441829OPT/6T | Totes with Laminate Top: Short 3-Column Unit, Open with Laminate top and (9)6" Totes | 92 |
| RKC542436OP | Cubbies: Double-Face Cubbies 3x3-Open Units | 66 | RKT441829OPT/XT | Totes with Laminate Top: Short 3-Column Unit, Open with Laminate top-Empty | 92 |
| RKL361836DR | Lockers: Single-Face Locker-Two Door Units | 62 | RKT441841DR/36T | Totes: Tall 3-Column Unit with Doors and (15)3" and (6)6" Totes | 86 |
| RKL361836OP | Lockers: Single-Face Locker-Two Open Units | 60 | RKT441841DR/3T | Totes: Tall 3-Column Unit with Doors and (27)3" Totes | 86 |
| RKL362436DR | Lockers: Double-Face Locker-Two Door Units | 62 | RKT441841DR/6T | Totes: Tall 3-Column Unit with Doors and (12)6" Totes | 86 |
| RKL362436OP | Lockers: Double-Face Locker-Two Open Units | 60 | RKT441841DR/XT | Totes: Tall 3-Column Unit with Doors-Empty | 86 |
| RKL541836DR | Lockers: Single-Face Locker-Three Door Units | 62 | RKT441841OP/36T | Totes: Tall 3-Column Unit, Open with (15)3" and (6)6" Totes | 84 |
| RKL541836OP | Lockers: Single-Face Locker-Three Open Units | 60 | RKT441841OP/3T | Totes: Tall 3-Column Unit, Open with (27)3" Totes | 84 |
| RKL542436DR | Lockers: Double-Face Locker-Three Door Units | 62 | RKT441841OP/6T | Totes: Tall 3-Column Unit, Open with (12)6" Totes | 84 |
| RKL542436OP | Lockers: Double-Face Locker-Three Open Units | 60 | RKT441841OP/XT | Totes: Tall 3-Column Unit, Open-Empty | 84 |
| RKT301828DR/36T | Totes: Short 2-Column Unit with Doors and (8)3" and (2)6" Totes | 74 | RKT441842DRT/36T | | |
| RKT301828DR/3T | Totes: Short 2-Column Unit with Doors and (12)3" Totes | 74 | | | |
| RKT301828DR/6T | Totes: Short 2-Column Unit with Doors and (6)6" Totes | 74 | | | |
| RKT301828DR/XT | Totes: Short 2-Column Unit with Doors-Empty | 74 | | | |
| RKT301828OP/36T | Totes: Short 2-Column Unit, Open with (8)3" and (2)6" Totes | 72 | | | |
| RKT301828OP/3T | Totes: Short 2-Column Unit, Open with (12)3" Totes | 72 | | | |
| RKT301828OP/6T | Totes: Short 2-Column Unit, Open with (6)6" Totes | 72 | | | |
| RKT301828OP/XT | Totes: Short 2-Column Unit, Open-Empty | 72 | | | |
| RKT301829DRT/36T | Totes with Laminate Top: Short 2-Column Unit with Doors, Laminate Top and (8)3" and (2)6" Totes | 90 | | | |
| RKT301829DRT/3T | Totes with Laminate Top: Short 2-Column Unit with Doors, Laminate Top and (12)3" Totes | 90 | | | |
| RKT301829DRT/6T | Totes with Laminate Top: Short 2-Column Unit with Doors, Laminate Top and (6)6" Totes | 90 | | | |
| RKT301829DRT/XT | Totes with Laminate Top: Short 2-Column Unit with Doors and Laminate Top-Empty | 90 | | | |
| RKT301829OPT/36T | Totes with Laminate Top: Short 2-Column Unit, Open with Laminate top and (8)3" and (2)6" Totes | 88 | | | |



| Model No. | Description | Page |
|------------------|--|------|
| | Totes with Laminate Top: Tall 3-Column Unit with Doors, Laminate Top and (15)3" and (6)6" Totes | 102 |
| RKT441842DRT/3T | Totes with Laminate Top: Tall 3-Column Unit with Doors, Laminate Top and (27)3" Totes | 102 |
| RKT441842DRT/6T | Totes with Laminate Top: Tall 3-Column Unit with Doors, Laminate Top and (12)6" Totes | 102 |
| RKT441842DRT/XT | Totes with Laminate Top: Tall 3-Column Unit with Doors and Laminate Top-Empty | 102 |
| RKT441842OPT/36T | | |
| | Totes with Laminate Top: Tall 3-Column Unit, Open with Laminate top and (15)3" and (6)6" Totes | 100 |
| RKT441842OPT/3T | Totes with Laminate Top: Tall 3-Column Unit, Open with Laminate top and (27)3" Totes | 100 |
| RKT441842OPT/6T | Totes with Laminate Top: Tall 3-Column Unit, Open with Laminate top and (12)6" Totes | 100 |
| RKT441842OPT/XT | Totes with Laminate Top: Tall 3-Column Unit, Open with Laminate top-Empty | 100 |
| RKU100H15BR | Stack Chair with Glides: Stack Chair with Glides and Bookbag Rack | 40 |
| RKU100H15NB | Stack Chair with Glides: Stack Chair with Glides | 38 |
| RKU200H15BR | Stack Chair with Glides: Stack Chair with Glides and Bookbag Rack | 40 |
| RKU200H15NB | Stack Chair with Glides: Stack Chair with Glides | 38 |
| RKV100H15BR | Stack Chair with Casters: Stack Chair with Casters and Bookbag Rack | 44 |
| RKV100H15NB | Stack Chair with Casters: Stack Chair with Casters | 42 |
| RKV200H15BR | Stack Chair with Casters: Stack Chair with Casters and Bookbag Rack | 44 |
| RKV200H15NB | Stack Chair with Casters: Stack Chair with Casters | 42 |
| RKW364836DR | Worktable: Worktable | 70 |
| RU4207 | Desk: Fixed Height - Glide Base | 52 |
| RU5207 | Desk: Fixed Height - Rolling Base | 54 |
| RUD20A | Desk: Set Screw Adjustable - Glide Base | 52 |
| RUE20A | Desk: Set Screw Adjustable - Rolling Base | 54 |
| RUE50A | ADA Desk: ADA Set Screw Adjustable Desk - Rolling Base | 56 |
| RUW20E | Mobile Lectern: Mobile Lectern | 58 |
| RUX20E | Mobile Lectern: Mobile Lectern with Modesty Panel | 58 |
| RUY20E | Desk: Pneumatic Adjustable - Glide Base | 52 |
| RUZ20E | Desk: Pneumatic Adjustable - Rolling Base | 54 |

A series of horizontal lines of varying lengths, creating a striped effect on the left side of the page.

KI
1330 Bellevue Street
P.O. Box 8100
Green Bay, Wisconsin 54308-8100
1-800-424-2432
www.ki.com

KI and Furnishing Knowledge
are registered trademarks
of Krueger International, Inc.

© 2017 Krueger International, Inc.
All Rights Reserved.
Code KI-PLW-000010/KI/PDF/0217