

ALTO

COLLECTION

OFFICE + BENCHING

The Alto Collection sets a new standard for the design of height-adjustable office furniture, integrating sit/stand functionality into the full range of office settings from the open plan to the private office. Advanced engineering of the lift mechanism makes it easy to switch between seated and standing positions with four preset levels—and operation is fast and quiet. Clean, contemporary lines and a rich choice of materials and finishes contribute to an aesthetic that seamlessly incorporates height adjustment and technology support to create elegant and dynamic work spaces.

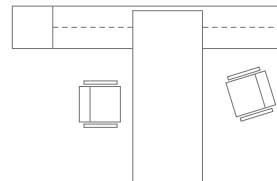




ALTO | OFFICE

FUNCTIONAL ELEGANCE

Addressing a new emphasis on ergonomics, the Alto office offers height-adjustable sit/stand furniture equipped with an integrated lift designed to free the floor space and preserve a clean, modern aesthetic. A versatile “T” configuration makes efficient use of space while allowing for visitor interaction and providing easy access to storage. Alto effectively manages all technology to desktop options. Alto adapts to project criteria with simple, scalable and highly functional components that fulfill a variety of planning scenarios.

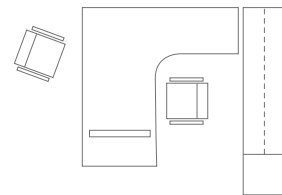




ALTO | OFFICE

ADJUSTABLE + ADAPTABLE

Reinventing classic office furniture, the Alto office “U” configuration embraces the concept of height adjustability to enhance the user experience. All surfaces are height-adjustable using an integrated mechanism that maintains a clear floor space. Raised or lowered, cables are discreetly managed via cord ladders to a variety of desktop access options.

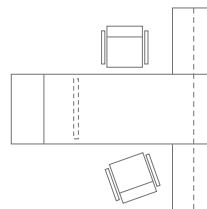




ALTO | OFFICE

OFFICE CONFERRING

The need to collaborate drives the unique open design of Alto office conferencing solutions, which feature a height-adjustable surface that floats above the pedestal—each available in a choice of materials and finishes that yield a distinct setting for informal meetings. The “T” configuration shifts the lift mechanism inboard to make room for and provide access to required storage/files. Alto office allows people to sit, stand and stay connected.

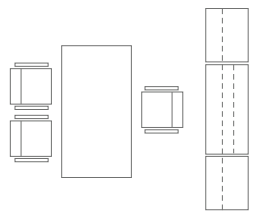




ALTO | OFFICE

EXECUTIVE WORK + CONFERENCE

The modern executive office requires elegant furniture designed to address both personal work needs and the more collaborative nature of today's executive function. A signature Alto storage wall offers a choice of suspended cabinets and a height-adjustable center worksurface equipped with an integrated lift and wire/cable management. The table desk invites and enables conversation and casual meetings within the private office.

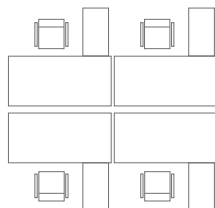




ALTO | BENCHING

A NEW OFFICE LANDSCAPE

Alto benching allows for innovative planning concepts, as well as discreet sit/stand adjustability. A center spine creates a framework for components above and below the worksurface, including mobile/fixed storage and optional divider panels that define space and create boundaries. The spine also secures an integrated lift mechanism and delivers cable pathways with direct access to power/data. The open metal end frame is available in a variety of finishes and with solid infill panels.

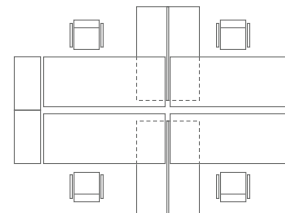




ALTO | BENCHING

A SPECTRUM OF STORAGE

Alto benching shapes the workplace to fit organizational demands and individual task and storage needs. Optional panels create visual privacy where desired, without acting as a barrier to interaction as needed. Alto benching also includes a floating return, pedestals and a roll-out storage tower that can be configured to address spatial constraints and to define workspaces in a collaborative setting.

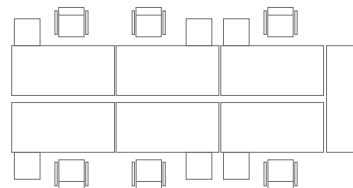




ALTO | BENCHING

FLEXIBLE PLANNING

An ideal solution for open office settings, Alto benching is based on a spine structure that is easy to install, extend and reconfigure. The modular design speaks to varied needs across the office, allowing for single/double sided configurations, layered surfaces and extended runs. A broad range of storage components and sit/stand options allow for differences among workers. Easy access to power/data via the slide-out desk top supports technology-driven workstyles.

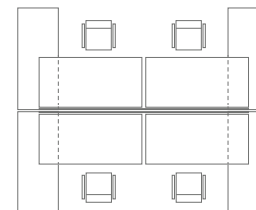




ALTO | BENCHING

STORAGE AS STRUCTURE

The storage-based Alto work station performs the dual function of supplying storage and creating boundaries in team work areas. Space-efficient storage is provided via a unique credenza that opens from either side, making a secure place for personal items within the workstation and stowing communal files and work tools on the outside. Optional modular units augment storage choices and stack to shape and divide space in the team setting.

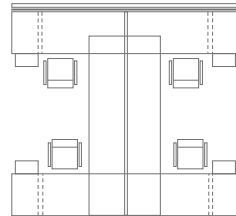




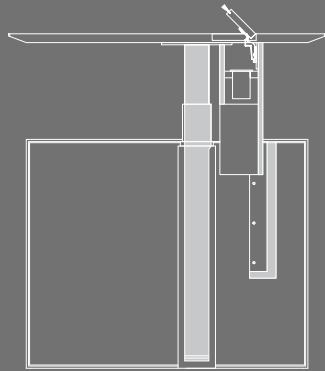
ALTO | BENCHING

TEAMWORK STRATEGIES

Open plan offices require strategies to balance privacy and accessibility. Alto offers a double “U” team configuration that positions individuals “back to back” for greater visual privacy. The components are a composite of Alto office and benching elements, which support focused tasks and informal interactions. Spine panels with glazed dividers separate work stations and distribute power/data to support the use of technology.

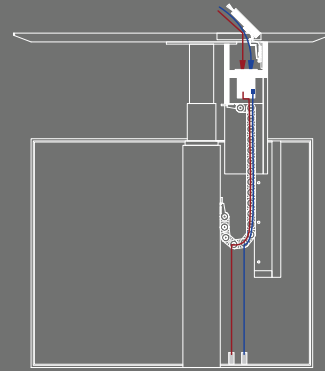


ALTO | OFFICE DETAIL

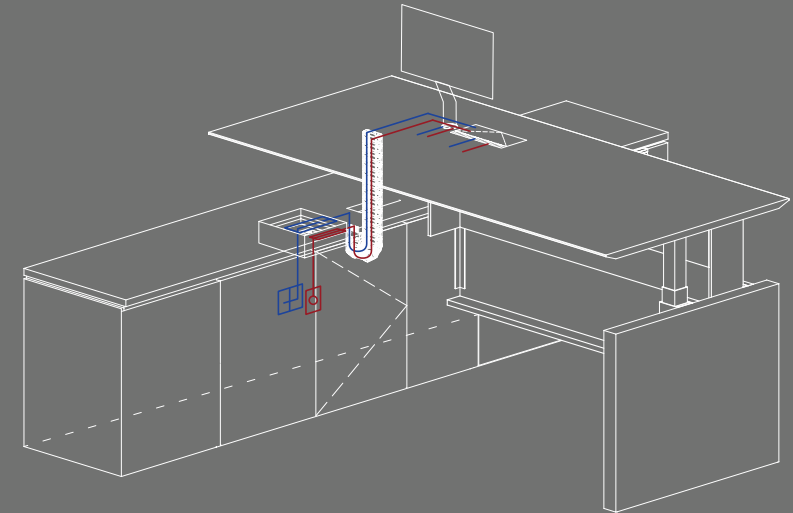


The Alto office design sets a new standard for the height adjustable private office. The sit/stand mechanism is structurally integrated and secured to the end panels with a double modesty panel screening the lift in all positions. The metal trimmed end panels with a rich choice of veneers, provide a new level of functional elegance for the private office.

ALTO | OFFICE TECHNOLOGY

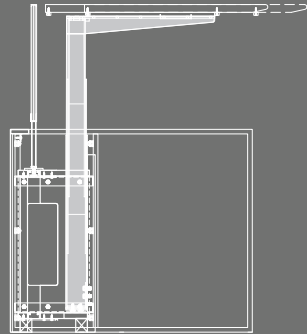


Raised or lowered, the power/data cabling is carefully managed with cord ladders and pathways to the adjustable surface. Alto provides a variety of desktop options for cord storage or plug-in capability.



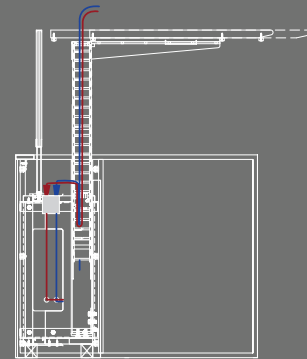
In all configurations, Alto office provides easy access to wall or floor connections with discrete cord management options to reach all desktop equipment. Alto offers technology driven solutions for the private office.

ALTO | BENCHING DETAIL

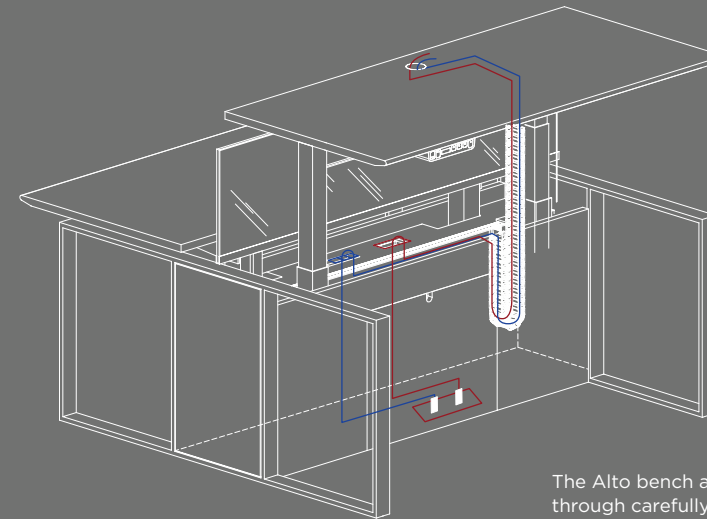


Alto redefines height adjustable benching with an integrated lift mechanism housed within a spine which is also a point of connection for a variety of optional divider panels. Single or double sided configurations allow for flexible planning solutions. The open metal end frame, in a variety of finishes, anchors the bench and brings a new elegance to the adjustable height market.

ALTO | BENCHING TECHNOLOGY



The Alto spine is both a pathway for continuous cabling and a point of plug-in with spine mounted power/data outlets accessed by the slide-out adjustable work surface. The cord ladder routes all wiring to the desk top equipment.



The Alto bench allows easy access to the wall or floor through carefully designed pathways with cord managers to the desk top and through modular wiring from station to station for flexible configurations.

ALTO | INFO

GENERAL

THE SIT STAND MECHANISM: The motorized lift is sourced from the finest German manufacturer and is fast/quiet. The square column profile with the motor integrated within the leg, provides a clean aesthetic. The lift is fully programmable with preset positions and a built-in collision sensor.

- SHAPE: Square Column
- SPEED: 1.9" Per Second
- HEIGHT RANGE: 28"-47" Standard (27" available)
- FINISH: Black-Silver
- WEIGHT CAPACITY: 220 lbs (2) Lifts, including the top

STANDARD HANDSET: Programmable with (4) preset positions

ALTO FINISHES:

- Wood: all standard Dfm veneers
- Metal: satin, stainless steel and powder coated finishes
- Paint: all standard Dfm colors

Note: costs for special wood veneers, solid wood, metal finishes and paint colors are available from your Dfm representative.

ALTO | OFFICE

The Alto office adapts to project criteria with clean, scalable, functional components that fulfill a variety of planning scenarios for the private work space.

- DESK TOP SIZES: rectangular, 30"- 36" depth x 60"- 84" Lengths. L-shapes up to 84"x 84"
- STORAGE: a full range of storage options
- PEDESTALS: mobile, freestanding and fixed options
- TOWERS: wardrobe, shelving and roll-out options
- CREDENZAS: freestanding and connected/wall hung
- UPPER STORAGE: open or with hinged/sliding doors
- FLEXIBLE SPECIFICATIONS: sizes, configuration and finishes/materials
- TECHNOLOGY: Alto offers access to floor and walls with a variety of desktop and credenza mounted power/data centers. Cord managers and cord ladders provide a clean pathway to all adjustable surfaces.

ALTO | BENCHING

Alto benching provides a new aesthetic and flexible planning solutions for the open plan collaborative environment. A spine-based height adjustable workstation houses the lift and offers slide-out access to power/data connections.

- TOP SIZES: 30"-36' depth x 60"-84 lengths
- CONFIGURATIONS: extended lengths: up to (12) single or (6) double sided stations. (12 Seats total)
- STORAGE: multiple options for pedestals, returns, credenza and tower storage modules. New solutions for storage credenzas.
- TECHNOLOGY: a spine-based pathway for all cabling and easy access to power/data outlets. Continuous management of cords and cables to the adjustable surface. Alto offers desk top options for storage of cable or connection to surface equipment.

