

zones (asia pacific)

price & application guide

06.2019



teknion

contents

INTRODUCTION	5
WHAT IS ZONES	17
UNDERSTANDING ENCLOSURES	29
ENCLOSURES	33
UNDERSTANDING TABLES	65
WORK TABLES	71
CASUAL TABLES	109
WORKSTATION INTEGRATION	119
ACCESSORIES	133
LIGHTING, ELECTRICS & WIRE MANAGEMENT	143

contents (continued)

UNDERSTANDING SEATING

165

MULTI-USE SEATING

173

SOFT SEATING.

201

TEXTILES & FINISHES + MATERIALS

211

introduction

introduction

WHERE TO FIND THE INFORMATION YOU NEED. 7

HOW TO MAKE THIS GUIDE WORK FOR YOU 8

INDEX – BY SECTION.10

INDEX – BY PRODUCT12

where to find the information you need

Teknion provides an array of tools and information resources to help you get things done simply and easily. From product pricing to application guidelines to online planning suggestions, you will find what you need when you need it.

product pricing

Online Access to all current pricing in PDF format, can be found at www.teknion.com, by selecting the **products** tab, the desired product line and then **pricing module**.

Printed Price Guides by product line containing product maps, detailed pricing tables and product basics information are available to help you specify correctly. These guides can be ordered online through www.teknion.com, by selecting the **tools** tab and then **print on demand** or by contacting your local Teknion Representative.

application guidelines

Online Access to all current Application Guides in PDF format, can be found at www.teknion.com, by selecting the **tools** tab, **application guides** and the desired product line.

Printed Application Guides by product line containing detailed application guidelines as well as tips to help you plan and specify each of our products are available. These guides can be ordered online through www.teknion.com, by selecting the **tools** tab and then **print on demand** or by contacting your local Teknion Representative.

planning tool

Select and view typicals of our products by setting, product, or footprint. Get great ideas and save time!

Online Access is available on www.teknion.com, by selecting the **tools** tab and then **planning tool**.

weights & volumes

Online Access to Weights & Volumes are available on www.teknion.com, by selecting the **products** tab and the desired product line. Download Weights & Volumes.

fabrics & finishes

Teknion's Fabrics and Finishes offering includes the following programs; Finishes + Materials and Teknion Textiles.

Online Access is available on www.teknion.com, by selecting the **tools** tab and then **Fabrics & Finishes**.

Printed Fabrics & Finishes Guides can be ordered online through www.teknion.com, by selecting the **tools** tab and then **print on demand** or by contacting your local Teknion Representative.

product photography & drawings

Online Access to all photos, line drawings and renderings are available on www.teknion.com, by selecting the **tools** tab and selecting either **photography**, **CAD symbols** or **Sketchup 3D Warehouse**.

order forms

All forms (COM Request, TekniPaint and TekniStain forms) are available online at www.teknion.com, by selecting the **tools** tab and then **Fabrics & Finishes**. Download the form you require.

warranty/terms & conditions of sale

Online Access is available on www.teknion.com, by selecting the **Legal & Warranty** link located on the footer of the website.

installation guides

Installation Guides are available for both Online and Print. Contact your Teknion Customer Service Representative for more details.

user feedback

How is our marketing material working for you?

Feedback from the user is very important to the quality of Teknion's marketing material. We ask that if you have suggestions on how you think we could improve content **OR** if you have found an error, that you please contact your Teknion Technical Services department.

how to make this guide work for you

guide contents

This guide contains all the information you need to order this product through your specification software. The Introduction section provides everything you need to get started. The Application Guide contains detailed specification guidelines, application and planning information to help you plan your project correctly. The Price Guide sections provide detailed pricing and specification information by product type.

8

introduction Index by section Index by product	application guide Overview and Basics by section Planning Details by section	price guide Product Maps by section Pricing by section
---	---	---

basics page at a glance

It is recommended that you review the basics pages before you begin specifying a product. For more detailed application information refer to the Application Guide available on www.teknion.com.


Section Title

Page Title

work tables

canteen table basics

Zones Canteen Tables have a curved leg aesthetic and are ideal for touchdown or hot-desking settings.



Available in the following heights:

- Task height (740mm)
- Counter height (914mm)
- Bar height (1067mm)

Available in the following styles:

- Soft Rectangular
- Soft Square
- Round

Soft Square Canteen Table (MZNTCS)

- Available in three sizes
- 914mm deep
- 1067mm deep
- 1218mm deep

Round Canteen Table (MZNTCR)

- Available in four sizes, depending on height
- 762mm diameter
- 914mm diameter
- 1057mm diameter
- 1218mm diameter

Soft Rectangle Canteen Table (MZNTCC)

- Available in three sizes
- 762mm deep x 1828mm wide
- 914mm deep x 1828mm wide
- 914mm deep x 2438mm wide
- Bar height table available with casters

75

Product Name and Code, application notes, dimensions and finishes (as applicable)

Product Overview Statement

Page Number

Last update for this page

Application notes, dimensions and finishes (as applicable)

zones price & application guide – June, 2019

zones price guide & application guide – June, 2019

how to make this guide work for you (continued)

pricing details at a glance

9

Section Title →

Product Code/Name →

Product Illustration →

Page Number →

Feature and finish options you may select from when specifying →

Sample Order Code →

Last update for this page →

soft seating

M Z N S F
Zones Club Chair – Swivel-Tilt with 5-Star Base

FEATURES

- Swivel-tilt mechanism with 8° of recline
- 101mm Height-adjustment
- Single upholstered seat and back
- Metal 5-Star Base with Paint or Polished Aluminum finish
- Seat pan has two plastic finish options to allow coordination with base finish or upholstery
- Hard or Soft Casters and Glides
- Option for Fully Assembled or Not-Fully Assembled

Notes: See Club Chair Adjustments and Features for more information.

210 **PRODUCT OPTIONS**

Upholstery Finish	Base Finish	Seat Pan Plastic Finish	Casters/Glides	Assembly Style
Fabric	24 Greystone	Z1 Greystone	- Casters, Hard	F Fully Assembled
Leather	25 Crisp Grey PA Polished Aluminum	Z2 Crisp Grey	A Casters, Soft B Glides, Hard C Glides, Soft	N Not Fully Assembled

SAMPLE ORDER CODE

MZNSF E515	25	Z1	A	F
------------	----	----	---	---

PRICE

Grade 1	COM/ Grade 2	COL/ Grade 3	Grade 4	Grade 5	Grade 6	Grade 7	Grade 8	Grade 9	Grade 10	Grade 16
1236	1254	1277	1292	1305	1318	1334	1349	1365	1383	1558

Leather
LA
1481

If Polished Aluminum (A) Base is specified add 211
If Soft Casters (A) are specified add 15
If Hard Glides (B) are specified add 15
If Soft Glides (C) are specified add 25

zones price & application guide – June, 2019

Product Description, What's Included, What's Excluded (where applicable) and Notes (where applicable)

Pricing table categorized by dimensions and price-relevant finishes (where applicable)

additional information

The following forms are available at www.teknion.com, by selecting the **tools** tab and then **Fabrics & Finishes**, to help you specify and place your order if required:

teknipaint

If you require a custom paint color match, you must submit a TekniPaint form.

using your own material (COM)

If you wish to use your own material on fabric-covered products, you must submit a completed COM form including a sample upholstery and safety testing.

A COM Order Information Sheet must also be submitted. This form captures all relevant ordering and tracking information.

A COM Request for Yardage Calculation form may be sent to Teknion for preliminary yardage requirements.

placing a manual order

Complete an Order Cover Sheet with the information we need to fill your order. This is the most important step. If the Order Cover Sheet is not complete and correct, the order may be delayed.

noting key requirements

If you require that certain pieces share the same locks you will need to specify Set of Keys Alike (SOKL) located in the Price and Product Guide.

index – by section

Section Contents	Product Code	Page No.
introduction		
Where to find the information you need		10
How to make this guide work for you		10
what is zones		
What is Zones		17
A Collection of Furniture		18
Informal Productivity		20
Add a Little, Add a Lot		22
Health & Wellness		26
understanding enclosures & screens		
Understanding Enclosures & Screens		30
enclosures		
Product Map .		35
Enclosures Overview		36
Focus Zone – Solo Basics		38
Lounge Zone – Solo Basics		40
Task Digital Lounge Meeting Zone – Four Basics		42
Planning with Enclosures		44
Planning with Enclosures & Zones Sofas		46
Planning with Buffers		47
Enclosure Finishes		48
Worksurface Basics		49
Planning with Worksurfaces		50
Worksurface Supports Basics		51
Planning with Worksurfaces Supports		52
Zones Worksurfaces and Supports Finishes		53
Focus Zone – Solo	MZNCFS	54
Lounge Zone – Solo	MZNCGS	55
Task Digital Meeting Zone – Four	MZNCAD	56
Fabric Buffer – Flat	MZNCBF	58
Quilted Fabric Buffer	MZNCBQ	60
Zone Worksurface	MZNWW	62
Kit of Worksurface Supports	MZNWS	63
understanding tables		
Understanding Tables		66
work tables		
Product Map		73
Canteen Table Basics		75
Planning with Canteen Tables		76
Canteen Table Finishes		79
Workshop Table Basics		80
Dialogue Workshop Table Basics		81
Lounge Workshop Table Basics		82
Planning with Workshop Tables		83
Workshop Table Finishes		87
Understanding Table Electrics		88
Ledge Table Basics		89
Planning with Ledge Tables		90

Section Contents	Product Code	Page No.
Edge Trim Style Overview		91
Soft Square Canteen Table	MZNTCS	92
Round Canteen Table	MZNTCR	93
Soft Rectangular Canteen Table	MZNTCC	94
Rectangular Workshop Table (International Cut Out)	MZMTWT	96
Square Workshop Table	MZNTWS	98
Round Workshop Table	MZNTWR	99
Rectangular Dialogue Workshop Table		
(International Cut Out)	MZMTWA	100
Square Dialogue Workshop Table	MZNTWB	102
Round Dialogue Workshop Table	MZNTWD	103
Rectangular Lounge Workshop Table	MZNTWG	104
Square Lounge Workshop Table	MZNTWE	105
Round Lounge Workshop Table	MZNTWC	106
Ledge Table – Straight	MZNTLS	107
casual tables		
Product Map		111
Tea Table Basics		113
Low Round Tea Table	MZNTSR	114
Low Soft Square Tea Table	MZNTSS	115
High Round Tea Table	MZNTTR	116
High Soft Square Tea Table	MZNTTS	117
workstation integration		
Product Map		121
Understanding Workstation Integration		122
Systems Canteen Table Basics		123
Desk Edge Screen Basics		124
Planning With Desk Edge Screens		125
Workstation Integration Finishes		126
Systems Canteen Table – Task Height	MZNTCT	128
Systems Canteen Table – Bar Height	MZNTCB	130
Corner Desk Edge Screen – Fabric	MZND CF	131
storage & accessories		
Product Map		135
Easel Basics		136
Coat Storage Basics		137
Easel	MZNAE	138
Coat Stand	MZNAS	140

index – by section

Section Contents	Product Code	Page No.
lighting, electrics & wire management		
Product Map		145
Casual Power Basics		146
Worksurface User-Edge Usb Hub with Long Workshop Tables Basics		147
Cable Management Basics		148
Planning with Cable Management		149
Workshop Table Electrics Basics		150
Planning with Workshop Table Electrics		151
Planning with Ledge Table Electrics		156
Power Cable Manager	MZNEN	158
Screen Cable Manager	MZNEM	159
Workshop Table Cable Skirt	MZNES	160
Workshop Table Cable Box	MZNEH	161
Workshop Table Cable Manager	MZNEC	162
Netbox Line 4-Gang	MZNBL4	163
seating		
Understanding Zones Seating		166
Planning with Zones Multi-Use Seating		168
Planning with Zones Soft Seating		170
multi-use seating		
Product Map		175
Zones Arm Chair Overview		176
Zones Arm Chair Dimensions & Material Requirements		177
Zones Arm Chair – 4-Wood Legs, Plastic Back	MZNMGZ	178
Zones Side Chair Overview		180
Zones Side Chair Dimensions & Material Requirements		181
Zones Side Chair – 4-Wood Legs, No Arms, Plastic Back	MZNM CZ	182
Zones Side Stool Overview		184
Zones Side Stool Dimensions & Material Requirements		185
Zones Side Stool – 4-Wood Legs, No Arms, Plastic Back	MZNMDZ	186
Zones High Backless Stool Overview		188
Zones High Backless Stool Dimensions & Material Requirements		189
Zones High Backless Stool – 4-Wood Legs, Upholstered	MZNMTU	190
Zones Bench Overview		192
Zones Bench Dimensions & Material Requirements		193
Zones Bench – No Back, 4-Wood Legs, Upholstered	MZNMAU	194
Zones Bench – With Back, 4-Wood Legs	MZNMB	195
Zones Stacking Low Backless Stool Overview		196
Zones Stacking Low Backless Stool Dimensions & Material Requirements		197
Zones Stacking Low Backless Stool – 4-Wood Legs, Upholstered	MZNMSU	198
Zones Stacking Low Backless Stool – 4-Wood Legs and Wood Seat	MZNMSW	199

Section Contents	Product Code	Page No.
soft seating		
Product Map		203
Zones Club Chair Overview		205
Zones Club Chair Dimensions and Material Requirements		206
Zones Club Chair Adjustment & Features		207
Zones Club Chair – Swivel-Tilt with 5-Star Base	MZNSF	208
textiles & fabrics + materials		
Panel Fabrics		213
Upholstery Fabrics		219
Finishes + Materials		231
General Information		235

index – by product

Section Contents	Product Code	Page No.
Coat Stand	MZNAS	140
Corner Desk Edge Screen – Fabric	MZND CF	131
Easel	MZNAE	138
Fabric Buffer – Flat	MZNCBF	58
Focus Zone – Solo	MZNCFS	54
High Round Tea Table	MZNTTR	116
High Soft Square Tea Table	MZNTTS	117
Kit of Worksurface Supports	MZNWS	63
Ledge Table – Straight	MZNTLS	107
Lounge Zone – Solo	MZNC GS	55
Low Round Tea Table	MZNTSR	114
Low Soft Square Tea Table	MZNTSS	115
Netbox Line 4-Gang	MZNBL4	163
Power Cable Manager	MZNEN	158
Quilted Fabric Buffer	MZNCBQ	60
Rectangular Dialogue Workshop Table (International Cut Out)	MZMTWA	100
Rectangular Lounge Workshop Table	MZNTWG	104
Rectangular Workshop Table (International Cut Out)	MZMTWT	96
Round Canteen Table	MZNTCR	93
Round Dialogue Workshop Table	MZNTWD	103
Round Lounge Workshop Table	MZNTWC	106
Round Workshop Table	MZNTWR	99
Screen Cable Manager	MZNEM	159
Soft Rectangular Canteen Table	MZNTCC	94
Soft Square Canteen Table	MZNTCS	92
Square Dialogue Workshop Table	MZNTWB	102
Square Lounge Workshop Table	MZNTWE	105
Square Workshop Table	MZNTWS	98
Systems Canteen Table – Bar Height	MZNTCB	130
Systems Canteen Table – Task Height	MZNTCT	128
Task Digital Meeting Zone – Four	MZNCAD	56
Workshop Table Cable Box	MZNEH	161
Workshop Table Cable Manager	MZNEC	162
Workshop Table Cable Skirt	MZNES	160
Zones Arm Chair – 4-Wood Legs, Plastic Back	MZNMGZ	178
Zones Bench – No Back, 4-Wood Legs, Upholstered	MZNMAU	194
Zones Bench – With Back, 4-Wood Legs	MZNM B	195
Zones Club Chair – Swivel-Tilt with 5-Star Base	MZNSF	208
Zones High Backless Stool – 4-Wood Legs, Upholstered	MZNMTU	190
Zones Side Chair – 4-Wood Legs, No Arms, Plastic Back	MZNM CZ	182
Zones Side Stool – 4-Wood Legs, No Arms, Plastic Back	MZNM DZ	186
Zones Stacking Low Backless Stool – 4-Wood Legs and Wood Seat	MZNM SW	199
Zones Stacking Low Backless Stool – 4-Wood Legs, Upholstered	MZNM SU	198
Zone Worksurface	MZNWW	62

what is zones

what is zones

WHAT IS ZONES	17
A COLLECTION OF FURNITURE	18
INFORMAL PRODUCTIVITY	20
ADD A LITTLE, ADD A LOT.	22
HEALTH & WELLNESS	26

what is zones

As a furniture collection based on familiar forms, Zones provides key pieces that act as natural humanizing touch points

- From enclosures to screens, from seating to tables and accessories, every element acts as a practical yet emotional piece
- The functional aspect is reflected through Zones' ability to transform the office, challenging convention and changing the way people experience work
- Zones' breadth of offering across multiple workplace categories allows to design a broad spectrum of work spaces
 - from focus to collaborative
 - from lounge to workshop
 - all executed in the same design language
- The emotional, humanistic aspect is fundamental to Zones as the collection supports modern office tasks in a manner that recognizes the human craving for familiarity, warmth, comfort and empowerment
- It's reflected through Zones' harmonious, soft, crafty design and materiality as much as its integral flexibility
- Influenced and inspired by the untethered, modern worker who seeks movement, flexibility and convenience, Zones transitions the workplace from one that's fixed and formal to a space that feels like home and caters to a variety of preferences and working habits



a collection of furniture

Zones is more than another “product line”.

- It is a comprehensive series of furniture pieces comprised of enclosures, screens, storage, work and casual tables, many diverse types of seating, lighting, easels and more
- The collection transforms the office, challenging convention and changing the way people experience work

18



enclosures

Enclosures make it possible to create semi-enclosed, focused or collaborative settings.

They can be:

- Lounge or table based
- Planned for sitting or standing
- Support digital and/or analog tools



work tables

Work tables are available in a variety of shapes and sizes and are equally suitable for touchdown or hot-desking scenarios.

- Canteen Tables are used for informal non traditional meetings
- Bistro Tables are used as a casual touch down area
- Workshop Tables are used for fully engaged project centered meeting areas
- Ledge Tables are available



casual tables

Casual Tables are available in heights that promote various styles of interaction.

- Bases provide an aesthetic tie to Solo Lounge, Club and Side/Arm Chairs and Stools

a collection of furniture (continued)



accessories

Zones Accessories can be used throughout a floor plan.

- Easels and Tech Easels provide a portable writing surface as well as adding technology to an open space
- Coat Stand and Coatcheck Easel store personal clothing items to help keep a space organized

19



lighting

Zones ambient lighting creates a cozy, inviting atmosphere.

They can be used:

- In an Enclosure or Screen mounted
- Table mounted
- Freestanding in an open floor plan or meeting space



multi-use seating

Zones Multi-Use Seating can be used with Tables, Enclosures or Screens to create settings that cater to users functional needs and designers aesthetic visions.

- The curved leg detail coordinates with Work and Casual Tables and Easels

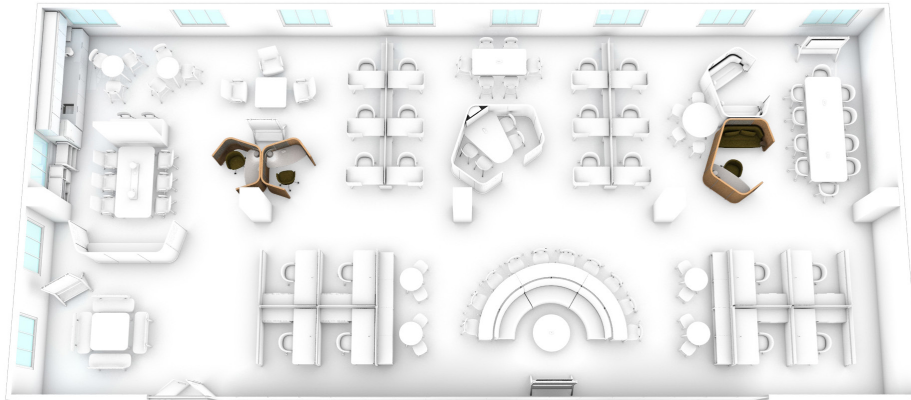
informal productivity

The Zones furniture collection is designed as an alternative to the traditional office.

- Workers find greater value in shared and social settings. They want a choice of welcoming venues in which to work and connect with others in a natural, informal way
- Zones gives people choice and enables access, creating work environments that encourage informal productivity

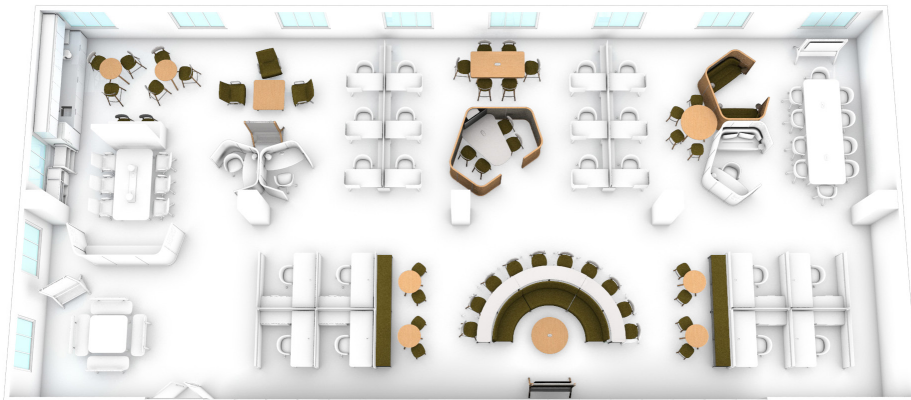
focus

Focus – Zones includes a series of compact, semi-private hubs that provide a sheltered place to focus and encourage workers to step away from the workstation.



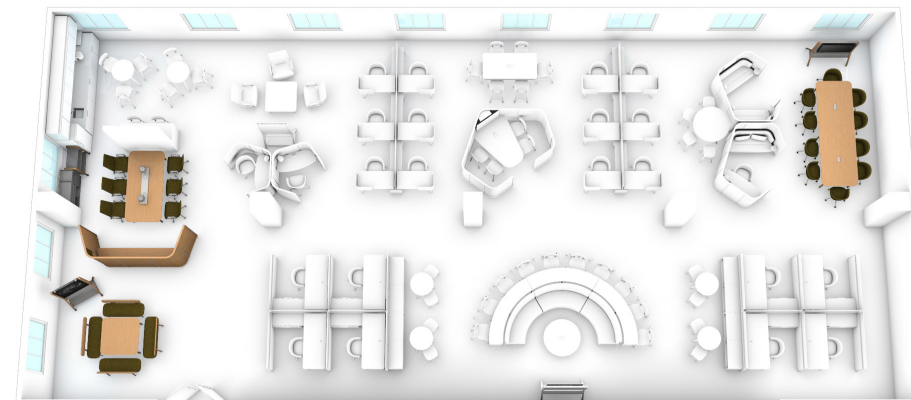
collaborative

Collaborative – Zones can be used to create open or semi-enclosed collaborative settings that may be lounge or table-based.



workshop

Workshop – Beyond spaces for informal collaboration in the modern office, there is an emerging need for group settings that fully engage participants in workshop or project-centered work. Zones seating, tables, screens and easels combine in multiple ways.



informal productivity (continued)

The Zones collections are not just about "Social Spaces", they are places where work is done, where users can be productive even if they are in a more informal casual setting.



Formal ↔ Informal



21



Together ↔ Alone



Analog ↔ Digital



Shared ↔ Owned



Lounge ↔ Task



Sit ↔ Stand


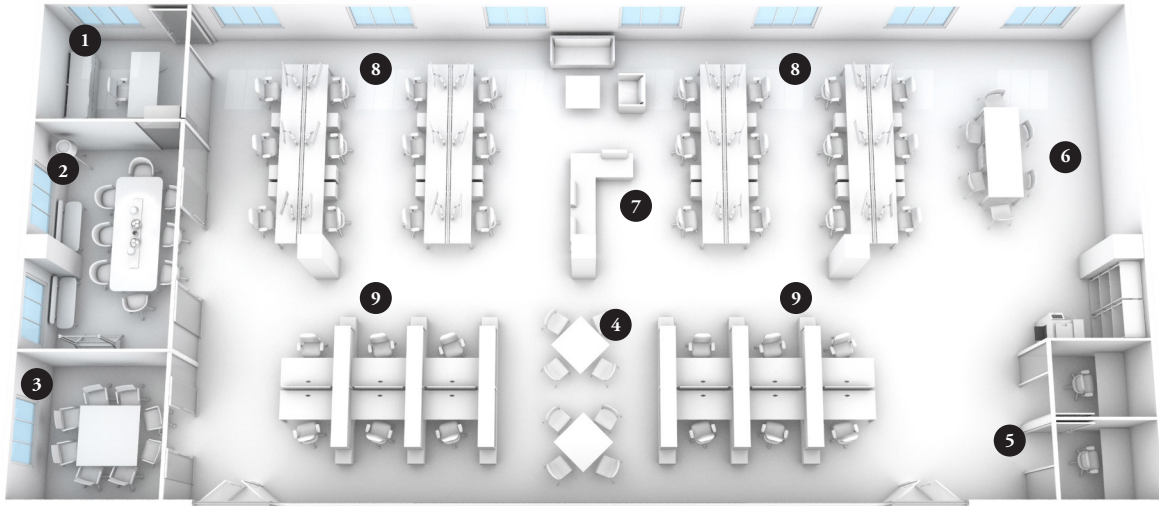


add a little, add a lot


Zones integrates across new and existing workplaces. Incorporate individual furniture pieces such as chairs, tables or easels into existing layouts or use a combination of components such as enclosures, screens, tables, lamps and seating.

Zones enhances the work flow, comfort and productivity of any work environment dependent on your needs.

22



add a little, add a lot (continued)



1 office setting

- Add traditional Club Chairs and a Coat Stand
- Sets tone of domesticity to a private office



2 meeting setting


- Add Workshop Table with accessorized Table Runner
- Add Club Chairs for conferencing
- Add storage to maximize functionality of the meeting setting.
- Add Coatcheck Easel for functionality
- Provides an informal non-traditional meeting space



3 community harvest

- Add a Square Workshop Table and a two-person Bench
- Add an easel for functionality and Arc Floor Lamp for ambient lighting
- Defines and creates a shared community space

add a little, add a lot (continued)



24



4 break out space

- Add Canteen Tables and Side Stools at bar height
- Provides alternative postures and topography



5 modular seating

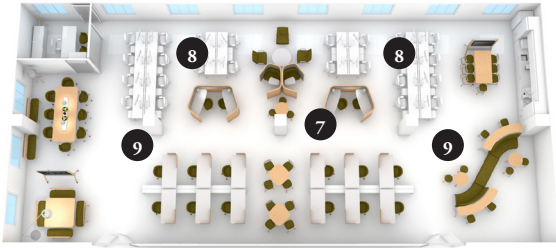
- Add modular seating
- Addresses the needs of today's work behaviors and planning
- Mixed use for work, social and break



6 café area

- Add task and bar height Canteen Tables, Tech Easel and Side Chairs/Stools
- Encourages user interaction between sitting and standing
- Mixed use for work, social and break

add a little, add a lot (continued)



7 enclaves

- Add a Freestanding Lounge Screen with soft seating and a casual table
 - Creates a casual lounge space for solo work or informal connections
- Add a Focus Zones-Solo Enclosure with In-the-Zone Sofas
 - Allows workers to step away for solo work when required
 - Allows for small impromptu meeting spaces outside of the Enclosure



8 workstation area

- Add a Focus Zone-Twin Enclosure
 - By condensing workstation size, focused spaces can be created
 - Allows the users to retreat from collaborative workstations to do focused individual work



9 workstation integration

- Add Zones Semi-Supported Worksurface for upStage Integration, Corner Desk Edge Screens and Semi-Supported Worksurface Support Kit
 - Allows for the Zones aesthetic to be integrated into workstation planning

health & wellness

Zones expresses an approach to design that recognizes the human need for spaces that are both practical and pleasurable to inhabit, that help people to feel at home – in the office

- Workers at home are typically in constant flux rather than remaining stationary. This constant movement and changing posture throughout the day promotes healthy ergonomics
- Zones, too, encourages changing postures, enabling users to lounge, work, rest, relax, stand, sit, meet and perch

26




Low casual seating and tables allow for a relaxed posture which creates a casual space to read, take a quick phone call or have a brief informal meeting.



The 25" high Dialogue Workshop Table used with the upright position provided by a Zones Conference Lounge Chair allows for casual meeting spaces where a more informal and relaxed posture can be created.



A 29" high task height table and work chairs allow for proper seated posture where you can work, have formal meetings and be fully engaged for longer periods of time.



The 36" high counter height tables provide the ability for two people to converse at the correct eye level while one is sitting and one is standing.



The 42" high bar height tables and chairs allow for proper seated posture and also allows one to stand and be at the proper worksurface height. This can allow for casual seating or quick impromptu meeting spaces.

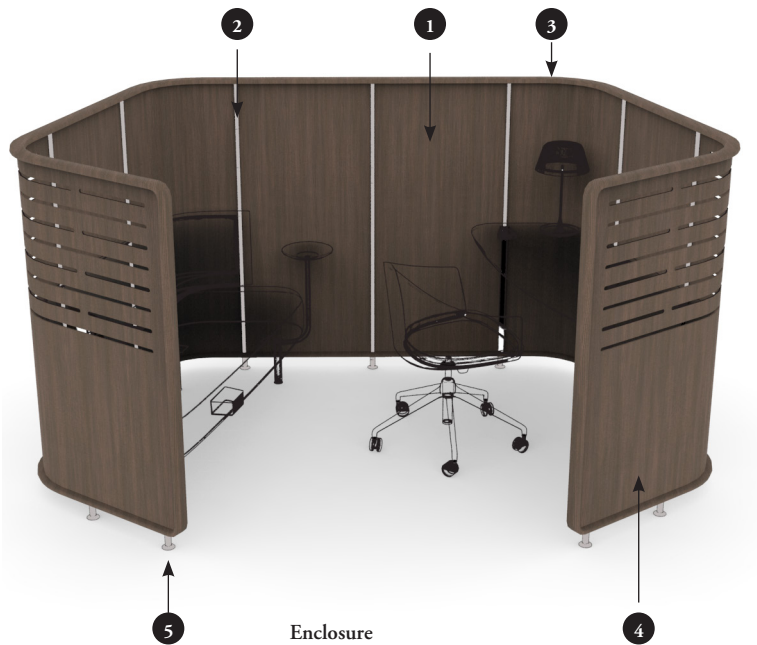
understanding
enclosures

understanding enclosures

UNDERSTANDING ENCLOSURES30

understanding enclosures & screens

Zones Enclosures and Screens consist of screen segments and trims that Flat Fabric Buffers, Quilted Fabric Buffers, Worksurfaces, Seating, Lighting and Accessories attach to. The Enclosure or Screen is specified as one complete unit. Buffers, Worksurfaces, Supports, Seating and Accessories are specified separately.



1 Screen segment:

- Constructed of laminated plywood, 6mm thick
- Secured to the vertical metal trim and wood enclosure and screen segment trims
- All screen segments are included, the Enclosure or Screen type will determine the size and number required

2 Vertical metal trim:

- Painted aluminum extrusions that are bonded to the screen segment

3 Enclosure and Screen trim:

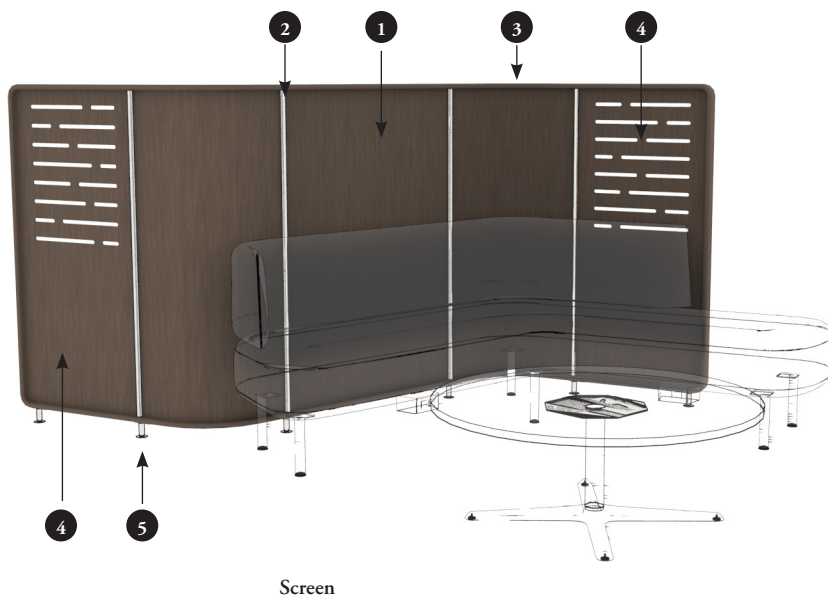
- Constructed of solid beech, 20mm thick
- Wraps around the top, bottom and ends of an Enclosure or Screen
- All segments of trim are included, the Enclosure or Screen type will determine the location and number required

4 Wing segment:

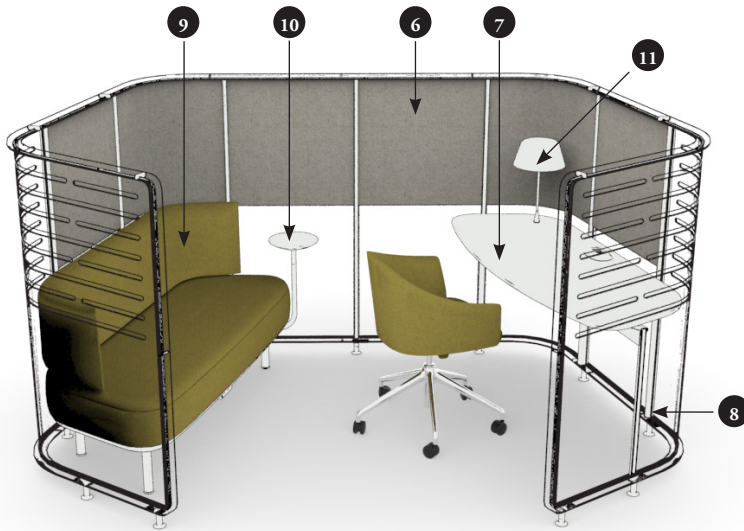
- Provides various levels of privacy
- Available with or without partial heights slots

5 Feet:

- Elevate the Enclosure or Screen 64mm for a visual lightness
- Provide 38mm of leveling
- Enable casual power routing under an Enclosure or Screen



understanding enclosures & screens (continued)



Enclosure



Screen

6 Flat and Quilted Fabric Buffers

- Provide a textured visual softness and an implied acoustic feel
- Available partial or full height for Flat Fabric Buffers
- Available partial height for Quilted Buffers
- Available for interior and exterior applications

7 Worksurfaces:

- Size and shape are specific to each Enclosure
- Attach directly to the screen segment with brackets or are mounted to a support kit in freestanding applications

8 Support kits:

- Clamp onto the vertical metal trim to provide semi-suspended support to worksurfaces
- Include a power cable manager
- Ordered as kits, the Enclosure type will determine the number and type required

9 Soft Seating:

- Provides a freestanding sofa within an Enclosure or Screen
- Does not offer structural support to the Enclosure or Screen

10 Sofa tablets:

- Constructed of birch plywood finished with Zones laminates or veneers
- Attach to sofas and provide a secondary surface for coffee and notebooks
- Do not attach to the Enclosure or Screen

11 Lighting

- Table Lamps can be freestanding or can be mounted through the worksurface
- Sconces attach to the vertical metal trim

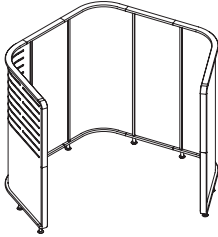
enclosures

enclosures

PRODUCT MAP	35
ENCLOSURES OVERVIEW	36
FOCUS ZONE – SOLO BASICS	38
LOUNGE ZONE – SOLO BASICS	40
TASK DIGITAL LOUNGE MEETING ZONE – FOUR BASICS	42
PLANNING WITH ENCLOSURES	44
PLANNING WITH ENCLOSURES & ZONES SOFAS	46
PLANNING WITH BUFFERS	47
ENCLOSURE FINISHES	48
WORKSURFACE BASICS	49
PLANNING WITH WORKSURFACES	50
WORKSURFACE SUPPORTS BASICS	51
PLANNING WITH WORKSURFACES SUPPORTS	52
ZONES WORKSURFACES AND SUPPORTS FINISHES	53
PRODUCT LISTINGS	54

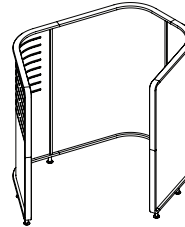
MZNCFS Focus Zone – Solo

Page 54



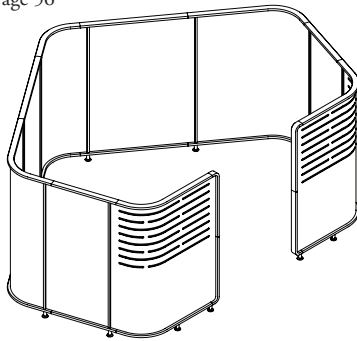
MZNCGS Lounge Zone – Solo

Page 55



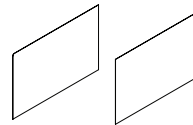
MZNCAD Task Digital Meeting Zone – Four

Page 56



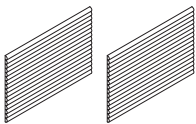
MZNCBF Fabric Buffer – Flat

Page 58



MZNCBQ Quilted Fabric Buffer

Page 60



MZNWW Zone Worksurface

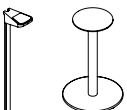
Page 62



Focus Zone – Solo (FS)
(shown)

MZNWS Kit of Worksurface Supports

Page 63



enclosures overview

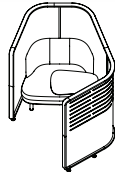
Zones offers two Enclosure styles that provide spaces for heads down work or for collaboration.

Focus

- An area for retreat, heads down or individual work
- Provides a compact and semi-private workspace, capable of supporting touchdown and shared environments and a degree of privacy for people working in the open office



Focus Zone – Solo
(shown)



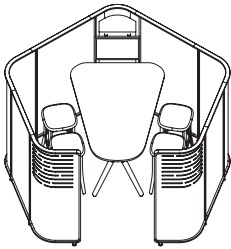
Lounge Zone – Solo

enclosures overview (continued)

Zones offers two Enclosure styles that provides spaces for heads down work or for collaboration.

Collaboration

- An area for a small group to retreat and collaborate or to do heads down work together
- Supports a group within the semi-enclosed Enclosure with options for Soft and Multi-Use Seating, worksurfaces, and the ability to mount monitors, allowing for multi-use spaces



Bar Digital Meeting Zone –
Four

focus zone – solo basics

MZNCFS

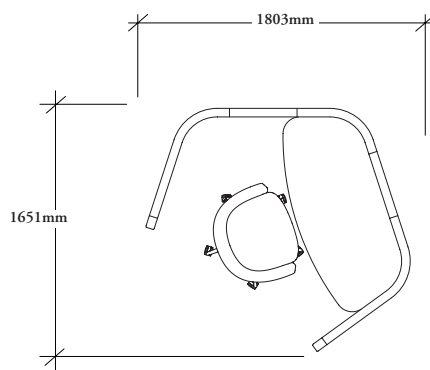
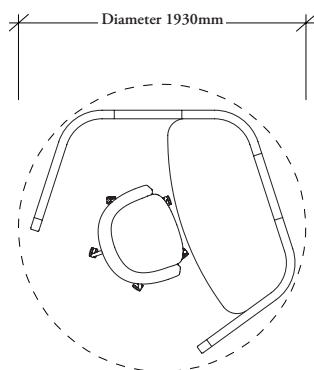
The Focus Zone – Solo is a functional working space for a single user to focus for a whole day or to concentrate on working tasks without being disturbed. It is a space to pop in and out of during the day that can easily accommodate the use of personal technology and other tools.

- Designed to be used for 1-8 hours
- 1397mm high for seated privacy
- Optional Wing Panel is available with partial height slots
- Available with the option for a partial height interior Flat Fabric Buffer and full or partial height exterior Flat Fabric Buffer
- Available with the option for a partial height Quilted Fabric Buffer on the interior
- Accommodates a semi-suspended worksurface with optional Power Box (MZNBL4 only) and Table Lamp cut outs

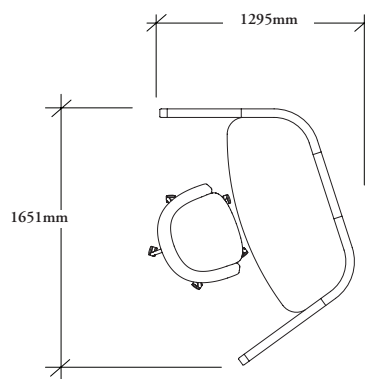


Focus Zone – Solo Enclosure with left partial slots

- Flat Fabric Buffer partial height interior
- Flat Fabric Buffer full height exterior



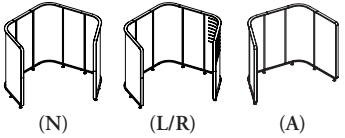
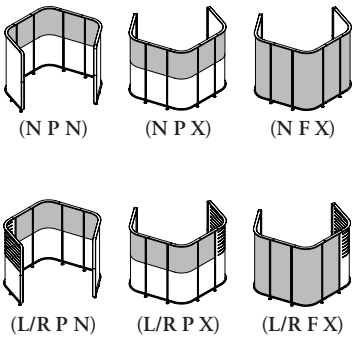
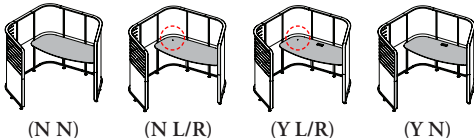

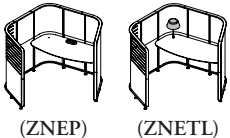
With optional wing



Without optional wing

focus zone – solo basics (continued)

The following outlines the steps and options that must be considered when specifying a Focus Zone – Solo Enclosure.

		Options	As shown in rendering
1	<p>Enclosures and slots (MZNCFS)</p>  <p>(N) (L/R) (A)</p> <p>*Wing Panel Partial Slots, Right shown</p>	<p>Wing Panel:</p> <p>A = No wing panel, no slots</p> <p>N = Wing panel, no slots</p> <p>L = Wing panel, partial slots, left</p> <p>R = Wing panel, partial slots, right</p>	<p>MZNCFS55L</p> <p>Partial left slots</p>
2	<p>Interior and exterior Fabric Buffer (ZNCBFFS Flat) (MMZNCBQFS Quilted):</p>  <p>(N P N) (N P X) (N F X)</p> <p>Entire Enclosure including wing panel (five buffers)</p> <p>Entire Enclosure excluding wing panel (four buffers)</p> <p>(L/R P N) (L/R P X) (L/R F X)</p> <p>*Left slots shown, right available</p> <p>*Quilted Buffers available partial height</p>	<p>Coverage orientation :</p> <p>N = Entire Enclosure including wing panel</p> <p>L = Entire Enclosure excluding left wing panel</p> <p>R = Entire Enclosure excluding right wing panel</p> <p>Configuration:</p> <p>P = Partial height</p> <p>F = Full height</p> <p>Application:</p> <p>N = Interior</p> <p>X = Exterior</p>	<p>MZNCBFFS55LPN</p> <p>Flat Fabric Buffer covering entire Enclosure excluding left wing panel, partial height interior</p> <p>MZNCBFFS55LFX</p> <p>Flat Fabric Buffer covering entire Enclosure excluding left wing panel, full height exterior</p>
3	<p>Worksurface (MZNWWFS)</p>  <p>(N N) (N L/R) (Y L/R) (Y N)</p> <p>*Left light cut out shown, right available</p>	<p>Power Box cut out:</p> <p>N = No cut out</p> <p>Y = Cut out</p> <p>Light cut out:</p> <p>N = No cut out</p> <p>Y = With cut out</p> <p>L = Left cut out</p> <p>R = Right cut out</p>	<p>MZNWWFSTYL</p> <p>With Power Box and left light cut out</p>
4	<p>Supports (MZNWSFS)</p>  <p>(T)</p> <p>*Kit includes: Four cantilevers</p>	<p>Height:</p> <p>T = Task</p>	<p>MZNWSFST</p> <p>Task height</p>
5	<p>Specify accessories</p>  <p>(ZNEP) (ZNETL)</p> <p>*Wire management is available to route Power Boxes and Table Lamp cables, see Power Cable Manager (MZNEN) in the Lighting, Electrics and Wire Management section</p>	<p>MZNBL4 = Power Box</p> <p>ZNETL = Table Lamp</p>	<p>ZNEPSA120</p> <p>One power, one USB module</p> <p>ZNETL2</p> <p>Through-mount</p>

lounge zone – solo basics

MZNCGS

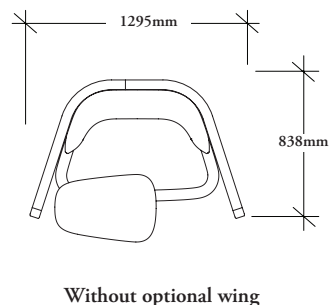
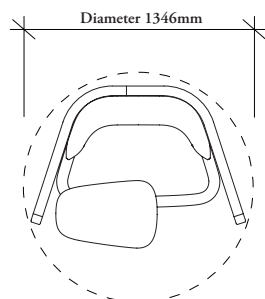
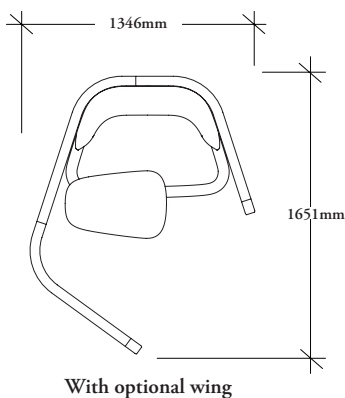
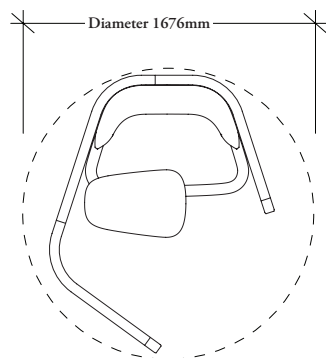
The Lounge Zone – Solo is a place to take a break and work privately. The compact footprint provides easy access to the tools a user needs while still providing easy access to the rest of the office.

- Designed to be used for 5 minutes to 2 hours
- 1397mm high for seated privacy
- Available with or without a wing panel
- The optional Wing Panel is available with partial height slots
- Available with the option for a full or partial height Flat Fabric Buffer on the interior or exterior
- Available with the option for a partial height Quilted Fabric Buffer on the interior
- Accommodates an In-The-Zone Sofa – 1-Seater with optional tablet worksurface and integrated power



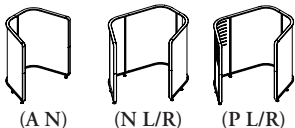
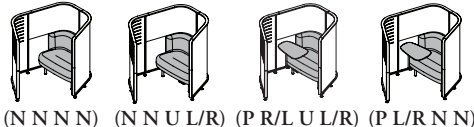
Lounge Zone – Solo Enclosure with wing left panel with partial slots

- Flat Fabric Buffer partial height interior
- Flat Fabric Buffer full height exterior



lounge zone – solo basics (continued)

The following outlines the steps and options that must be considered when specifying a Lounge Zone – Solo Enclosure.

		Options	As shown in rendering
1	<p>Enclosures and slots (MZNCGS)</p>  <p>(A N) (N L/R) (P L/R)</p> <p>*Left wing panel shown, right available</p>	<p>Wing panel: A = No wing panel N = Wing panel no slots P = Wing panel, partial slots</p> <p>Orientation: N = Not available L = Left R = Right</p>	<p>MZNCGS55PL Wing panel partial left slots</p>
2	<p>Interior and exterior Fabric Buffer (MZNCBFS Flat) (MZNCBQGT Quilted):</p> <p>(N P N) (N F N) (N P X) (N F X) Entire Enclosure including wing panel (three buffers)</p> <p>(L/R P N) (L/R F N) (L/R P X) (L/R F X) Entire Enclosure excluding wing panel (two buffers)</p> <p>*Left wing panel with flat buffer shown, right available *Quilted Buffers available partial height</p>	<p>Coverage orientation : N = Entire Enclosure including wing panel L = Entire Enclosure excluding left wing panel R = Entire Enclosure excluding right wing panel</p> <p>Configuration: P = Partial height F = Full height</p> <p>Application: N = Interior X = Exterior</p>	<p>MZNCBFS55LPN Left wing panel, left slots, Flat Fabric Buffer covering entire Enclosure excluding left wing panel, partial height interior</p> <p>MZNCBFS55LFX Left wing panel, left slots, Flat Fabric Buffer covering entire Enclosure excluding left wing panel, full height exterior</p>
3	<p>Seating (ZNSS)</p>  <p>(N N N N) (N N U L/R) (P R/L U L/R) (P L/R N N)</p> <p>*Right handed tablet and left handed electrical position shown, right and left available</p>	<p>Tablet option: N = No tablet P = One medium pivoting tablet</p> <p>Tablet orientation: R = Right handed from seat L = Left handed from seat N = No tablet</p> <p>Electrical option: N = No electrical module U = One</p> <p>Electrical position: R = Right-handed from seat L = Left-handed from seat N = No electrical position</p>	<p>ZNSSPRUR One medium pivoting tablet right handed from seat, Electrical Module right handed from seat</p>

task digital meeting zone – four basics

MZNCAD

The Task Digital Meeting Zone – Four provides a task height private space for four people to meet. The Enclosure is ideal for digital meetings and presentations and the table provides power and data for laptops and connectivity to the screen.

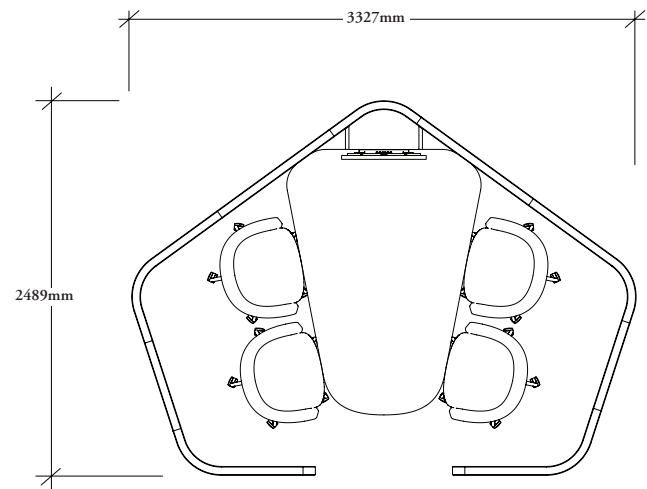
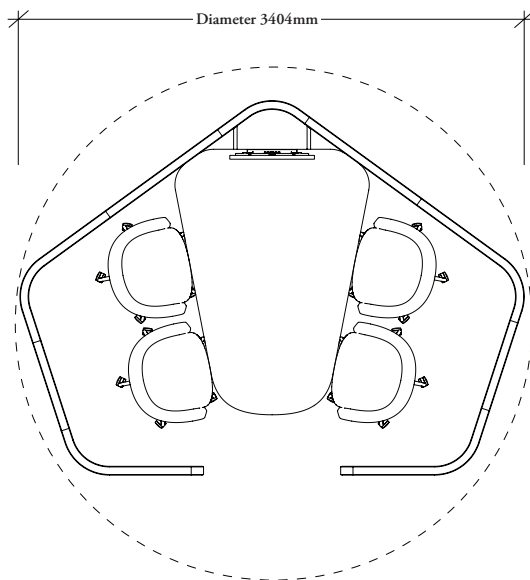
- Designed to be used for 30 minutes to 4 hours
- 1375mm high for seated privacy
- Available with or without partial height slots on the wings
- Available with the option for a full or partial height Flat Fabric Buffer on the interior or exterior
- Available with the option for a partial height Quilted Fabric Buffer on the interior
- Accommodates multi-use seating and a task height semi-suspended worksurface with a monopod leg and a Monitor Tower

42



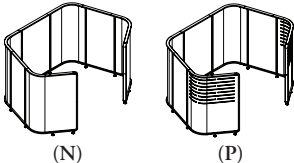
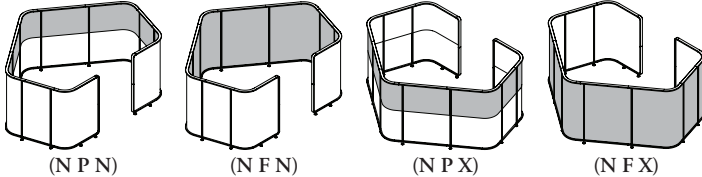
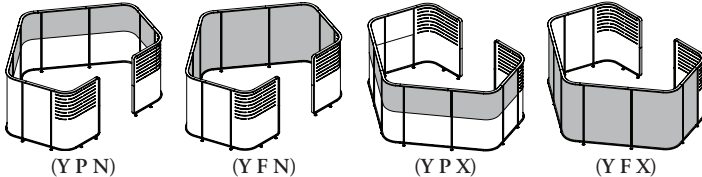
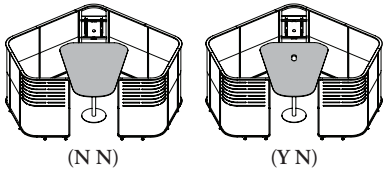
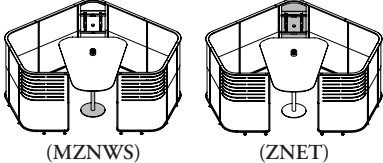
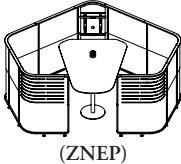
Task Digital Lounge Meeting Zone – Four Enclosure with partial slots

- Flat Fabric Buffer partial height interior
- Flat Fabric Buffer full height exterior



task digital meeting zone – four basics (continued)

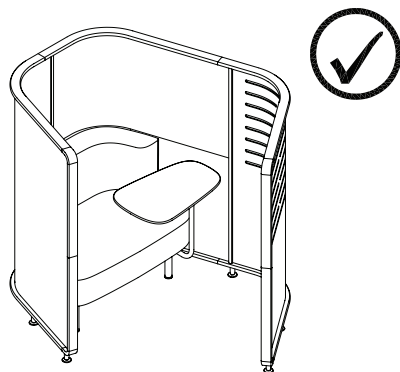
The following outlines the steps and options that must be considered when specifying a Task Digital Lounge Meeting Zone – Four Enclosure.

		Options	As shown in rendering
1	<p>Enclosures and slots (MZNCAD)</p>  <p>(N) (P)</p>	<p>Slot option: N = No slots P = Partial slots</p>	<p>MZNCAD55P With slots</p>
2	<p>Interior and exterior Fabric Buffer (MZNCBFAD Flat) (MZNCBQAD Quilted):</p>  <p>(N P N) (N F N) (N P X) (N F X)</p> <p>Entire Enclosure including wing panel (nine buffers)</p>  <p>(Y P N) (Y F N) (Y P X) (Y F X)</p> <p>Entire Enclosure excluding wing panel (seven buffers) *Quilted Buffers available partial height</p>	<p>Coverage orientation: N = Entire Enclosure including wing panels Y = Entire Enclosure excluding wing panels</p> <p>Configuration: P = Partial height F = Full height</p> <p>Application: N = Interior X = Exterior</p>	<p>MZNCBFAD55YPN Flat Fabric Buffer covering entire Enclosure excluding wing panels, partial height interior</p> <p>MZNCBFAD55YFN Flat Fabric Buffer covering entire Enclosure excluding wing panels, full height exterior</p>
3	<p>Worksurface (MZNWWAD)</p>  <p>(N N) (Y N)</p>	<p>Power Box cut out: N = No cut out Y = With cut out</p> <p>Light cut out: N = No cut out</p>	<p>MZNWWADTYN With Power Box cut out, with no light cut out</p>
4	<p>Supports (MZNNWSAD) and Monitor Towers (ZNET)</p>  <p>(MZNWS) (ZNET)</p> <p>*Kit includes: One monopod leg</p>	<p>Supports height: T = Task</p> <p>Monitor Tower configuration: T = Task Corner</p>	<p>MZNNWSADT Task height</p> <p>ZNETT Task Corner</p>
5	<p>Accessories</p>  <p>(ZNEP)</p> <p>*Wire management is available to route Power Boxes and Table Lamp cables, see Power Cable Manager (MZNEN) in the Lighting, Electrics and Wire Management section</p>	<p>MZNBL4 = Power Box</p>	<p>ZNEPLB120 Three power, one USB module</p>

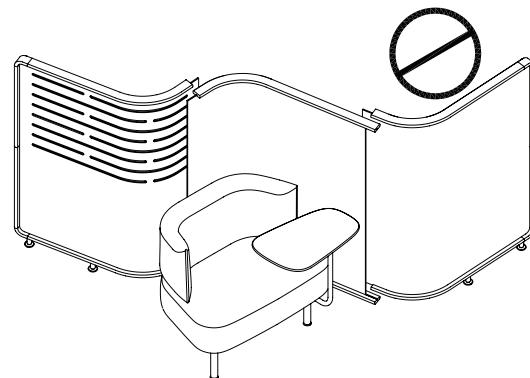
planning with enclosures

The following should be considered when planning with Enclosures.

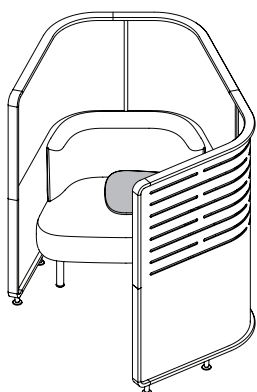
44



Enclosures are specified as complete units. All screens and vertical metal trims are pre-assembled into modules.



Custom configurations are not possible.



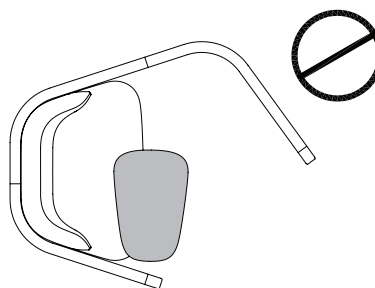
right handed
(shown)

The handedness of an enclosure is determined by the location of the slots on the wing as seen when looking into the Enclosure from the entrance.

If no slots are specified, the handedness is determined by the “Wing Panel” relative to the entrance of the Enclosure.

Applies to:

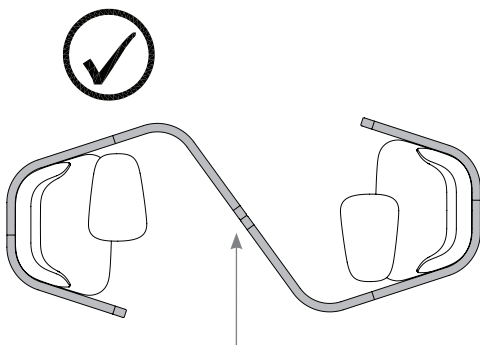
- Lounge Zone - Solo
- Focus Zone - Solo



When a In-The-Zone Sofa – 1-Seater is specified with a tablet, it is recommended that the tablet position not be on the outer side of the Enclosure as it will interfere with entry

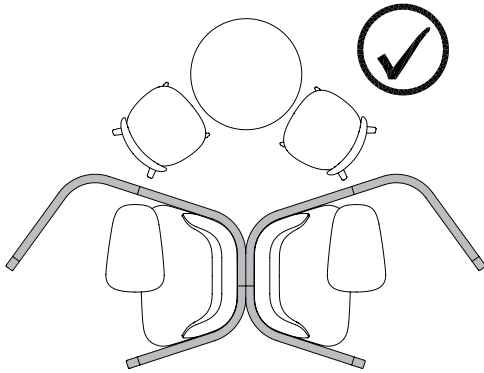
Applies to:

- Lounge Zone - Solo

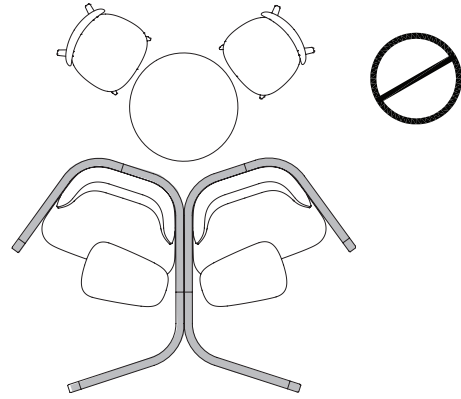


Enclosures **cannot** be attached to each other. They are designed to be stand alone enclosures. Two individual enclosures can be placed end to end in an application so that an “S” configuration is formed.

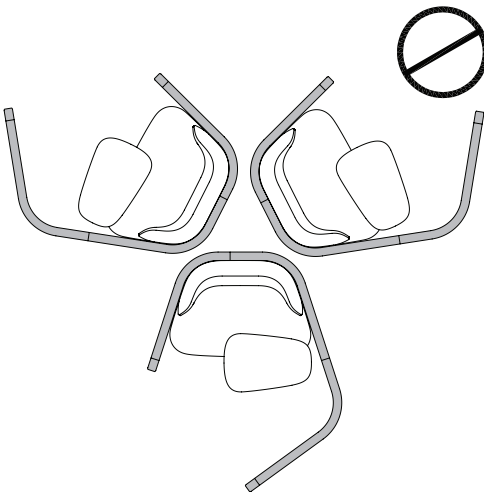
planning with enclosures (continued)



If planning Enclosures back-to-back, it is recommended that the shorter lengths be back-to-back together, so that the outsides can be used for other functions such as small meeting areas.



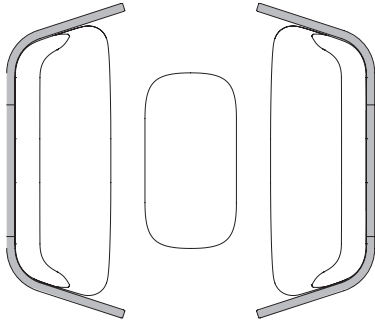
If planning Enclosures back-to-back, it is **not** recommended that the longer lengths be back-to-back together, as it does not allow space for small meeting areas.



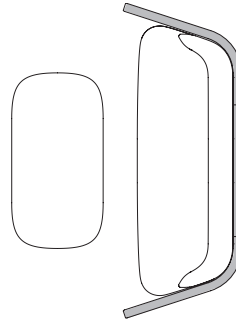
It is not recommended that the Enclosures be clustered, the 108° angle does not nest efficiently.

planning with enclosures & zones sofas

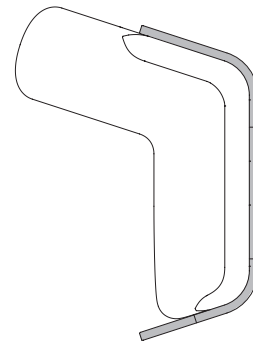
The Open Lounge Zone and Coffee Lounge Zone -Four are designed to accommodate specific Zones Sofas.



Full



Partial



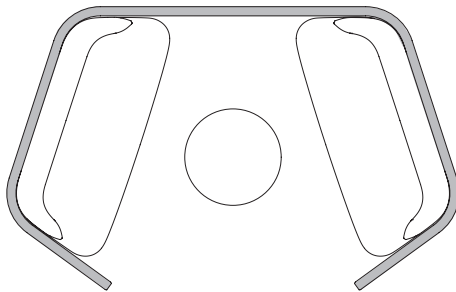
Zone Settings 108° Corner Sofa

The Open Lounge Zone can be specified in two configurations

- Partial (one screen only)
- Full (two screens)

Each side has been sized to fit the Zones Settings Sofa -2.5 Seater.

When the partial configuration is specified It can also accommodate the Zone Settings 108° Corner Sofa.

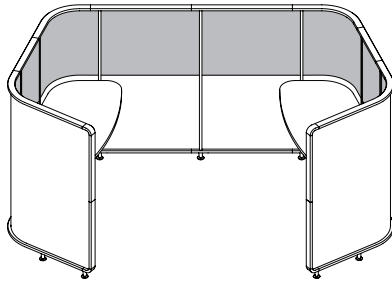


The Coffee Lounge Zone-Four is designed to fit two In-The-Zone Sofa – 2-Seater.

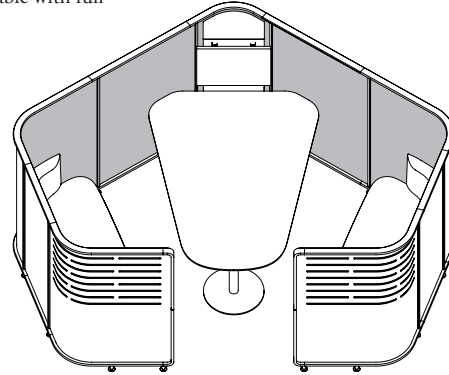
planning with buffers

fabric buffers

- Flat Fabric Buffers can be specified on the interior and exterior of an Enclosure
- Quilted Fabric Buffers can be specified on the inside of an Enclosure
- Buffers are not specified individually for each section of the Enclosure, they are specified as one complete unit
- Flat Fabric Buffers are available full or partial height, however not all configurations are available with full height on the interior
- Quilted Fabric Buffers are available partial height



Partial height

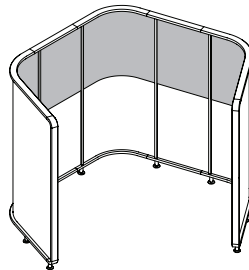
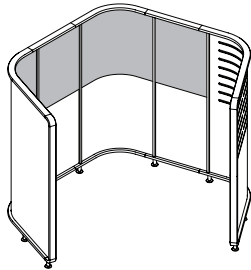


Full height

When a worksurface requires brackets for mounting to the segment, a partial height buffer must be used, as the full height buffer will interfere with the brackets.

The following Enclosures can accommodate a full height interior buffer because the worksurface is semi-suspended from the Monitor Tower and does not require brackets:

- Digital Lounge Meeting Zone-Four
- Task Digital Meeting Zone - Four
- Bar Digital Meeting Zone -Four



End screen segments can be specified with or without slots. If specified without slots, the Flat Fabric Buffer or Quilted Fabric Buffer will wrap all of the way around the inside of the Enclosure.

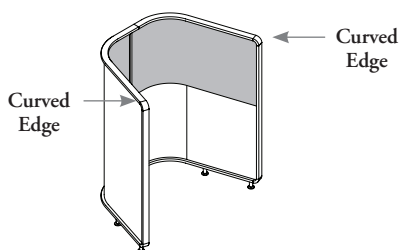
wing panels

Some Enclosures are available with options for:

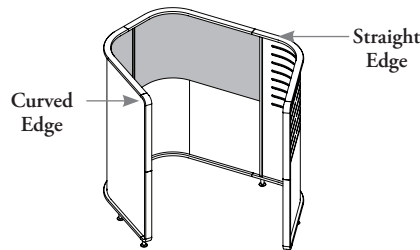
- No wing panels
- Optional wing panels with or without slots

These include:

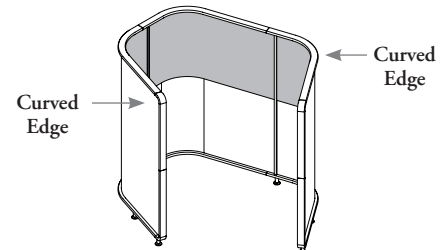
- Focus Zone - Solo
- Lounge Zone -Solo
- Lounge Zone - Twin



When a Flat Fabric Buffer or Quilted Fabric Buffer for Enclosure with No Wing Panel (A) is required, two buffer sections are included, both will have curved edges.



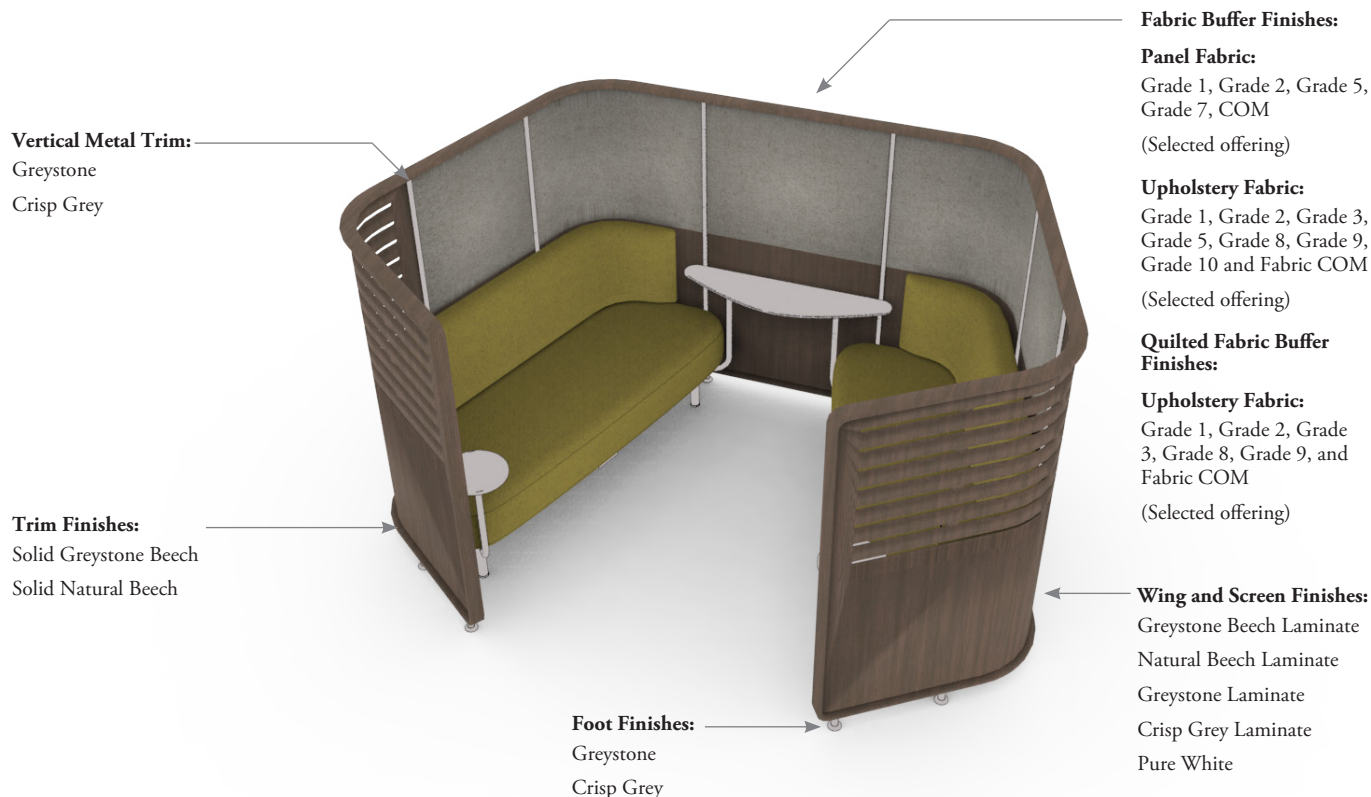
When a Flat Fabric Buffer or Quilted Fabric Buffer for Entire Enclosure Excluding Wing Panel (R or L, right shown above) is required, two buffer sections are included, one will have a curved edge, and one will have a straight edge where it meets the wing panel with slots.



When a Flat Fabric Buffer or Quilted Fabric Buffer for Entire Enclosure, including Wing Panel (N) is required, a third buffer section to cover the wing is included. Two buffer sections will have curved edges and one will have a straight edge.

enclosure finishes

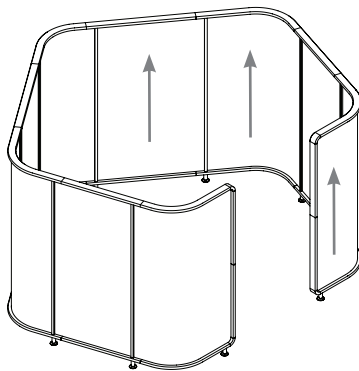
Zones offers a unique finish palette that complements Teknion's product portfolio. The following outlines the finishes and materials available on all Enclosures.




grain direction



The woodgrain direction on the trim does not bend around the curves. It is a random match.



The woodgrain on screens runs vertical on all Enclosures.



Wing Panels are the screen sections at the end of an enclosure where slots or no slots can be specified. These wing panels can be specified in a different finish.

Enclosure Finishes

Trim Finishes:



Wing and Screen Laminate (HPL):

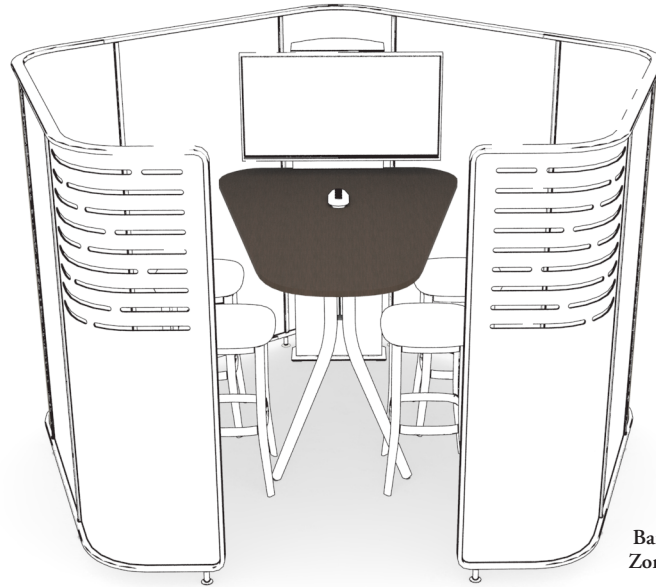


Foot and Vertical Metal Trims:



worksurface basics

Zones worksurfaces are specific to each Enclosure, only one size is available for each Enclosure type.



Bar Digital Meeting
Zone – Four (shown)

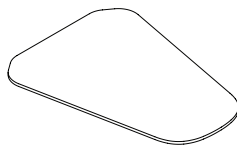
Zones Worksurface (MZNWW)

Worksurfaces are specific to each Enclosure type, they are available in one size only for each Enclosure.

Cut-outs for International Electrics is also available.



Focus Zone – Solo
(FS)

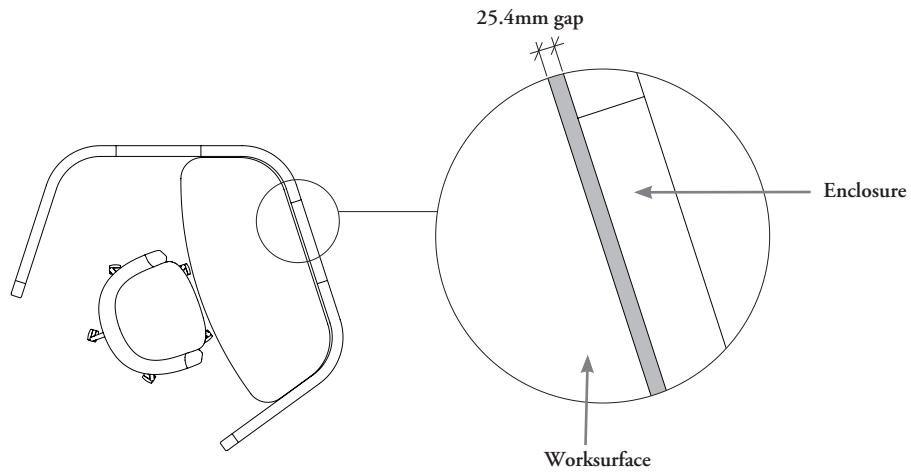


Task Digital Meeting
Zone – Four
(AD)

planning with worksurfaces

The following should be considered when planning with Zones worksurfaces.

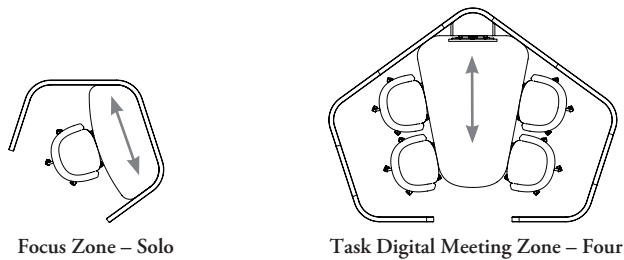
There is always a 25.4mm wire gap between the Enclosure Screen and the worksurface for wire management.



50

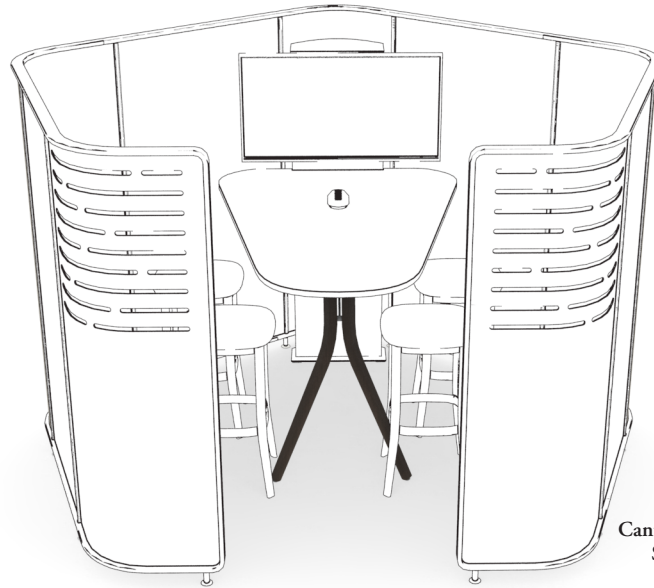
grain direction

The woodgrain direction on all worksurfaces runs parallel to the length of the worksurface.



workspace support basics

Zones workspace supports are specific to each Enclosure type, and are specified as kits.



Canteen Semi-Suspended
Supports (shown)

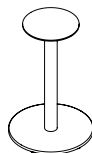
Kit of Worksurface Supports (MZNWS)

- Each Enclosure Worksurface requires a different combination of supports
- By specifying which type of worksurface is required, the correct number of supports will be included in each kit
- Kits can consist of the following components
- Configurations with a Cantilever assembly (FS) will also include a clip-on vertical wire manager for each pair of Cantilever assemblies provided



Cantilever:

- Mounts to the vertical metal trim of the Enclosure
- Available 737mm high



Monopod Leg:

- Mounts to the underside of the Worksurface and is always used with a Monitor Tower (ZNET)
- Available 737mm high

planning with worksurface supports

The following chart outlines the amount and type of supports included for each support kit.

		Focus Zone – Solo (FS)	Task Digital Lounge Meeting Zone – Four (AD)
Kit of Worksurface Supports (MZNWS)	Cantilever	4	n/a
	Monopod Leg	n/a	1

zones worksurfaces and supports finishes

The following outlines the finishes available on Zones Worksurfaces and Supports.

Worksurface:

Laminate (HPL):

Very White, Storm White, Sand, Earth, Crisp Grey, Natural Beech, Greystone Beech

Seamless:

Crisp Grey, Sand, Storm White, Very White, Gris

Veneer:

Greystone Beech, Natural Beech



worksurface

Laminate (HPL):




support

Paint Leg Finish:

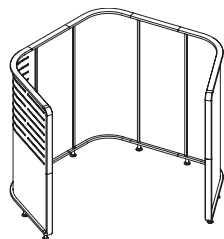


Wood Leg Finish:



M Z N C F S**Focus Zone – Solo**

No Wing Panel

Wing Panel, Partial Slots,
Left

The Focus Zone – Solo is a functional working space for a single user to focus for a whole day or to concentrate on working tasks without being disturbed. It is a space to pop in and out of during the day that easily accommodates the use of personal technology and other tools.

WHAT'S INCLUDED**Wing Panel:**

2 Flat Screen assemblies (457mm)
1 Curved Screen assembly (654mm)
2 Curved End Screen assemblies (1111mm)

No Wing Panel:

2 Curved Screen assemblies (654mm)
1 Flat Screen assembly (457mm)
2 Flat End assemblies (609mm)

All screen assemblies come with top and bottom solid wood trims (plus end trims for end assemblies) and one vertical metal trim.

Hardware to join assemblies into complete Enclosures.

Feet with levelers.

NOTES

The handedness of an enclosure is determined by the location of the slots on the wing as seen when looking into the Enclosure from the entrance.

Fabric Buffers, Seating, Worksurfaces and Supports are ordered separately. Refer to the Application Guide pages for specific details.

PRODUCT OPTIONS

Height	Wing Panel	Screen Finish	Wing Finish (if applicable)	Trim Wood Finish	Vertical Paint Finish	Foot Paint Finish
55 1397mm	A No Wing Panel, No Slots	Vertical Laminate	Vertical Laminate NN N/A	BR Greystone Beech BS Natural Beech	24 Greystone 25 Crisp Grey	24 Greystone 25 Crisp Grey
	N Wing Panel, No Slots					
	L Wing Panel, Partial Slots, Left					
	R Wing Panel, Partial Slots, Right					

SAMPLE ORDER CODE

MZNCFS 55	L	2S	2S	BR	24	24
------------------	----------	-----------	-----------	-----------	-----------	-----------

**DIMENSIONS
CODE / MM**

H
55 / 1397

PRICING

NO WING PANEL		WITH WING PANEL	
No Slots		No Slots	Partial Slots
5854		6513	6635

The Lounge Zone – Solo is a place to take a break and work privately. The compact footprint provides easy access to the tools a user needs while still providing easy access to the rest of the office.

WHAT'S INCLUDED

Wing Panel:

- 1 Curved Screen assembly (1111mm)
- 2 Curved End Screen assemblies (1111mm)

No Wing Panel:

- 2 Curved End Screen assemblies (1111mm)

All screen assemblies come with top and bottom solid wood trims (plus end trims for end assemblies) and one vertical metal trim.

Hardware to join assemblies into complete Enclosures.

Feet with levelers.

NOTES

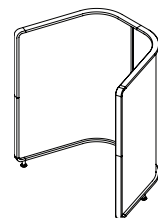
Seating and Fabric Buffers are ordered separately. Refer to the Application Guide pages for specific details.

The handedness of an enclosure is determined by the location of the slots on the wing as seen when looking into the Enclosure from the entrance. If no slots are specified, the handedness is determined by the “Wing Panel” relative to the entrance of the Enclosure.

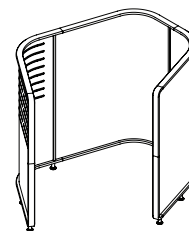
Orientation (L) or (R) is not available if Wing Panel (A) is specified.

Orientation (N) is not available Wing Panel (N) or (P) is specified.

Wing Finish Zones Vertical Laminate is not available if Wing Panel (A) is specified. (NN) must be selected – Wing Finish (NN) is not available if Wing Panel (N) or (P) is specified.



No Wing Panel



Wing Panel, Partial Slots, Left

PRODUCT OPTIONS

Height	Wing Panel	Orientation	Screen Finish	Wing Finish	Trim Wood Finish	Vertical Paint Finish	Foot Paint Finish
55 1397mm	A No Wing Panel	N Not Applicable	Vertical Laminate	N Not Applicable	BR Greystone Beech	24 Greystone	24 Greystone
	N Wing Panel, No Slots	L Left		Vertical Laminate	BS Natural Beech	25 Crisp Grey	25 Crisp Grey
	P Wing Panel, Partial Slots	R Right					

SAMPLE ORDER CODE

MZNCGS 55	P	L	2S	2S	BR	24	24
------------------	----------	----------	-----------	-----------	-----------	-----------	-----------

DIMENSIONS CODE / MM

H
55 / 1397

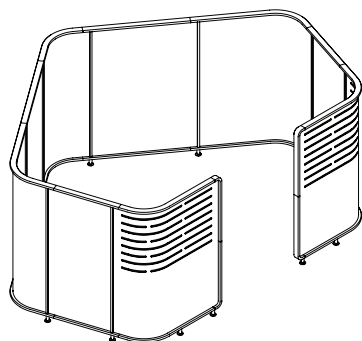
PRICING

NO WING PANEL

No Slots
3640

WITH WING PANEL

No Slots	Partial Slots
4933	5055

M Z N C A D**Task Digital Meeting Zone – Four**

The Task Digital Meeting Zone – Four provides a task height private space for four people to meet. The Enclosure is ideal for digital meetings and presentations and the table provides power and data for laptops and connectivity to the screen.

WHAT'S INCLUDED

4 Flat Screen assemblies (50.8mm x 609mm, 50.8mm x 914mm)
 3 Curved Screen assemblies (25.4mm x 654mm, 50.8mm x 806mm)
 2 Curved End Screen assemblies (806mm)

All screen assemblies come with top and bottom solid wood trims (plus end trims for end assemblies) and one vertical metal trim.

Hardware to join assemblies into complete Enclosures.

Feet with levelers.

NOTES

Accommodates multi-use seating and a task height Zones Worksurface (MZNWW) with a monopod leg.

Fabric Buffers, Worksurfaces, Supports and Monitor Tower are ordered separately. Refer to the Application Guide pages for specific details.

PRODUCT OPTIONS

Height	Slots	Screen Finish	Wing Finish	Trim Wood Finish	Vertical Paint Finish	Foot Paint Finish
55 1397mm	N No P Partial	Vertical Laminate	Vertical Laminate	BR Greystone Beech BS Natural Beech	24 Greystone 25 Crisp Grey	24 Greystone 25 Crisp Grey

SAMPLE ORDER CODE

MZNCAD 55	N	2S	2S	BR	24	24
------------------	----------	-----------	-----------	-----------	-----------	-----------

**DIMENSIONS
CODE / MM**

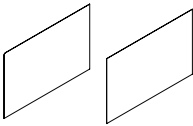
H
55 / 1397

PRICING

No Slots	Partial Slots
11272	11516

M Z N C B F

Fabric Buffer – Flat



Fabric Buffers are applied to screen assemblies to provide a textured visual softness and implied acoustic feel to either the interior or exterior of the Enclosure.

WHAT’S INCLUDED

Fabric wrapped panels with mounting strips adhered. (quantity and sizes vary depending on Zone Type and Coverage/Orientation selected.

NOTES

Coverage/Orientation (L) and (R) are only applicable for Zone Types (FS). (Focus Zone – Solo and Lounge Zone – Solo). Full (F) Interior (N) application is only available for Zone Type (GS) and (AD).

Height 1829mm only applies to (AS) Bar Digital Meeting Zone – Four.

Coverage & Orientation (L) and (R) are not available if Zone Type (AD) are specified.

Application (N) and Configuration (F) are not available if Zone Type (FS) are specified.

PRODUCT OPTIONS

Zone Type	Height	Coverage/Orientation
FS Focus Zone – Solo GS Lounge Zone – Solo AD Task Digital Meeting Zone – Four	55 1397mm	N Entire Enclosure Including Wing Panel(s) Y Enclosure Excluding Wing Panel(s) R Entire Enclosure Excluding Right Wing Panel L Entire Enclosure Excluding Left Wing Panel

SAMPLE ORDER CODE

MZNCBF FS	55	R
-----------	----	---

PRODUCT OPTIONS CONTINUED

Configuration	Application	Flat Fabric Finish
P Partial F Full	N Interior X Exterior	Panel Fabric Upholstery Fabric

SAMPLE ORDER CODE

P	X	K671
---	---	------

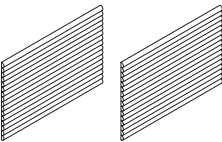
See pricing on following page.

M Z N C B F

Fabric Buffer – Flat (Continued)

ZONE TYPE	PRICE															
FOCUS ZONE – SOLO (FS) LOUNGE ZONE – SOLO (GS) TASK DIGITAL MEETING ZONE – FOUR (AD)	ENTIRE ENCLOSURE INCLUDING WING PANEL(S) (N) (INTERIOR OR EXTERIOR)															
	PARTIAL CONFIGURATION															
	PANEL FABRIC								UPHOLSTERY FABRIC							
	COM/ Gr. A	Gr. 1	Gr. 2	Gr. 3	Gr. 5	Gr. 7			COM/ Gr. 1	Gr. 2	Gr. 3	Gr. 4	Gr. 5	Gr. 6	Gr. 7	Gr. 8
	359	366	387	397	417	446			420	440	441	455	467	481	494	506
	262	267	283	290	305	327			307	322	323	333	343	352	362	371
	720	734	778	798	838	897			843	883	885	913	939	965	992	1018
FOCUS ZONE – SOLO (FS) LOUNGE ZONE – SOLO (GS) TASK DIGITAL MEETING ZONE – FOUR (AD)	FULL CONFIGURATION															
	PANEL FABRIC								UPHOLSTERY FABRIC							
	COM/ Gr. A	Gr. 1	Gr. 2	Gr. 3	Gr. 5	Gr. 7			COM/ Gr. 1	Gr. 2	Gr. 3	Gr. 4	Gr. 5	Gr. 6	Gr. 7	Gr. 8
	565	577	611	627	658	705			663	694	695	716	737	759	779	800
	427	436	461	473	497	532			500	524	525	541	557	573	588	603
	1163	1186	1255	1288	1353	1449			1362	1427	1431	1475	1518	1561	1604	1646
Focus Zone – Solo (FS) Lounge Zone – Solo (GS) Task Digital Meeting Zone – Four (AD)	ENCLOSURE EXCLUDING WING PANEL(S) (Y) (INTERIOR OR EXTERIOR)															
	PARTIAL CONFIGURATION															
	PANEL FABRIC								UPHOLSTERY FABRIC							
	COM/ Gr. A	Gr. 1	Gr. 2	Gr. 3	Gr. 5	Gr. 7			COM/ Gr. 1	Gr. 2	Gr. 3	Gr. 4	Gr. 5	Gr. 6	Gr. 7	Gr. 8
	359	366	387	397	417	446			420	440	441	455	467	481	494	506
	175	178	189	194	204	218			206	215	215	222	228	234	241	247
	544	556	589	603	634	679			638	669	670	691	711	731	751	771
Focus Zone – Solo (FS) Lounge Zone – Solo (GS) Task Digital Meeting Zone – Four (AD)	FULL CONFIGURATION															
	PANEL FABRIC								UPHOLSTERY FABRIC							
	COM/ Gr. A	Gr. 1	Gr. 2	Gr. 3	Gr. 5	Gr. 7			COM/ Gr. 1	Gr. 2	Gr. 3	Gr. 4	Gr. 5	Gr. 6	Gr. 7	Gr. 8
	565	577	611	627	658	705			663	694	695	716	737	759	779	800
	285	291	308	315	331	354			333	349	350	361	371	382	392	403
	878	896	948	973	1021	1094			1029	1078	1080	1113	1146	1178	1210	1242
FOCUS ZONE – SOLO (FS) LOUNGE ZONE – SOLO (GS)	ENTIRE ENCLOSURE, EXCLUDING WING PANEL RIGHT (R) or LEFT (L), INTERIOR (N) or EXTERIOR (X)															
	PARTIAL CONFIGURATION															
	PANEL FABRIC								UPHOLSTERY FABRIC							
	COM/ Gr. A	Gr. 1	Gr. 2	Gr. 3	Gr. 5	Gr. 7			COM/ Gr. 1	Gr. 2	Gr. 3	Gr. 4	Gr. 5	Gr. 6	Gr. 7	Gr. 8
	267	272	288	295	310	332			312	327	328	339	348	359	368	378
	175	178	189	194	204	218			206	215	215	222	228	234	241	247
FOCUS ZONE – SOLO (FS) LOUNGE ZONE – SOLO (GS)	FULL CONFIGURATION															
	PANEL FABRIC								UPHOLSTERY FABRIC							
	COM/ Gr. A	Gr. 1	Gr. 2	Gr. 3	Gr. 5	Gr. 7			COM/ Gr. 1	Gr. 2	Gr. 3	Gr. 4	Gr. 5	Gr. 6	Gr. 7	Gr. 8
	423	431	457	468	492	526			495	519	520	536	552	568	582	598
	285	291	308	315	331	354			333	349	350	361	371	382	392	403

M Z N C B Q
Quilted Fabric Buffer



Quilted Fabric Buffer is applied to screen assemblies to provide a textured visual softness and implied acoustic feel to the interior of the Enclosure.

WHAT’S INCLUDED

Fabric wrapped quilted panels with mounting strips adhered (quantity and size vary depending on the slots, footprint area and configuration that is selected).

NOTES

Coverage/Orientation (L) and (R) are only applicable for Zone Types (FS) or (GS). (Focus Zone – Solo and Lounge Zone – Solo).

Coverage & Orientation (R) and (L) are not available if Zone Type (AD) are specified.

PRODUCT OPTIONS

Zone Type	Height	Coverage/Orientation	Quilted Fabric Finish
FS Focus Zone – Solo GS Lounge Zone - Solo AD Task Digital Meeting Zone - Four	55 1397mm	N Entire Enclosure including Wing Panel(s) Y Enclosure excluding Wing Panel(s) R Entire Enclosure, excluding Wing Panel on the Right L Entire Enclosure, excluding Wing Panel on the Left	Upholstery Fabrics

SAMPLE ORDER CODE

MZNCBQ FT	55	Y	F208
-----------	----	---	------

ZONE TYPE

PRICE

ENTIRE ENCLOSURE INCLUDING WING PANELS (N)						
QUILTED UPHOLSTERY FABRIC						
COM	Gr. 1	Gr. 2	Gr. 3	Gr. 8	Gr. 9	
Focus Zone – Solo (FS)	627	633	687	698	840	851
Lounge Zone – Solo (GS)	501	506	551	562	683	694
Task Digital Meeting Zone – Four (AD)	1274	1287	1416	1446	1789	1812
QUILTED UPHOLSTERY FABRIC						
COM	Gr. 1	Gr. 2	Gr. 3	Gr. 8	Gr. 9	
Focus Zone – Solo (FS)	622	629	673	683	804	811
Lounge Zone – Solo (GS)	346	349	380	387	468	474
Task Digital Meeting Zone – Four (AD)	963	973	1069	1095	1358	1374

Pricing is continued on the following pages.

M Z N C B Q
Quilted Fabric Buffer
(continued)

ZONE TYPE	PRICE					
	ENTIRE ENCLOSURE, EXCLUDING WING PANEL RIGHT (R)					
	QUILTED UPHOLSTERY FABRIC					
	COM	Gr. 1	Gr. 2	Gr. 3	Gr. 8	Gr. 9
Focus Zone – Solo (FS)	471	476	514	525	624	631
Lounge Zone – Solo (GS)	346	349	380	387	468	474
	ENTIRE ENCLOSURE, EXCLUDING WING PANEL LEFT (L)					
	QUILTED UPHOLSTERY FABRIC					
	COM	Gr. 1	Gr. 2	Gr. 3	Gr. 8	Gr. 9
Focus Zone – Solo (FS)	383	387	415	422	504	509
Lounge Zone – Solo (GS)	501	506	551	562	683	694

M Z N W W
Zones Worksurface



Focus Zone – Solo (FS)
(shown)

Worksurfaces enhance the experience in an Enclosure by providing an individual or shared working surface for focused or collaborative work.

WHAT’S INCLUDED

1 (or 2) worksurfaces as specified.

NOTES

Light Cut Out (L) and (R) is not available if Zone Type (AD) are specified; Light Cut Out (N) must be specified.

Power Cut Out location defaults to:

- Center on Zone Types (FS);
- Default centralized location on Zone Type (AD).

PRODUCT OPTIONS

Zone Type		Height	Power Cut Out		Light Cut Out	Worksurface Finish	Edge Trim Style
FS	Focus Zone – Solo	T Task	N	No	N	A Worksurface Laminate	6 Straight Edge
AD	Task Digital Meeting Zone – Four		Y	Yes	L Left R Right		H Full Knife

SAMPLE ORDER CODE

MZNNWW AD	T	Y	N	2R	6
-----------	---	---	---	----	---

ZONE TYPE	PRICE	
	WORKSURFACE LAMINATE	
	Straight Edge	Full Knife Edge
Focus Zone – Solo (FS)	249	319
Task Digital Meeting Zone – Four (AD)	426	559

If Power Cut Outs Yes (Y) and Light Cut Out (N) / (L) / (R) are specified for (FS)	add 21
If Power Cut Outs No (N) and Light Cut Out Left (L) or Right (R) are specified for (FS)	add 21
If Power Cut Outs Yes (Y) are specified for (AD)	add 21

Worksurface Supports support workspaces in Zones Enclosures.

WHAT'S INCLUDED

FS: 4 Cantilever assemblies

AD: 1 Monopod leg

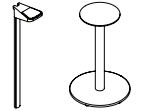
All Worksurface supports come with mounting hardware.

Configurations with a Cantilever assembly (FS) will also include a clip-on vertical wire manager for each pair of Cantilever assemblies provided.

NOTES

Worksurface supports come in Kits and will include all supports necessary for the specific Enclosure specified.

If Zone Type (FS), a cable manager in the height of the worksurface will be included.
The finish defaults to the support finish.



PRODUCT OPTIONS

Zone Type	Height	Foot Paint Finish	Foot Wood Finish
FS Focus Zone – Solo	T Task	24 Greystone	BR Greystone Beech
AD Task Digital Meeting Zone – Four		25 Crisp Grey	BS Natural Beech

SAMPLE ORDER CODE

MZNWS AD	T	24	BR
-----------------	----------	-----------	-----------

ZONE TYPE

Focus Zone – Solo (FS)
Task Digital Lounge Meeting Zone – Four (AD)

PRICE

161
267

understanding tables

understanding tables

UNDERSTANDING TABLES66

understanding tables

Zones Tables are designed for both work spaces and casual spaces. All tables have rounded edges to provide a warm curved wood aesthetic.

work tables



canteen tables

- Provide an informal non traditional meeting space
- Suitable for 3-6 people
- Available in task, counter and bar height
- Curved leg detail



dynamic cubby table

- Made up of two layers, one acting as a working surface and the other to create a storage niche
- Suitable for 3-6 people
- Available in bar height
- Canteen style legs on casters provide easy mobility in dynamic work areas



workshop tables

- Ideal for group settings that fully engage participants in project centered work
- Suitable for 4-10 people
- Straight turned wood leg
- Optional integrated electrics runner is available on Dialogue and Task height rectangular tables
- Available in three heights to support a variety of postures
 - Lounge height, 406mm high
 - Dialogue height, 660mm high
 - Task height, 740mm high
- Long Workshop Tables are available and can accommodate up to 20 people



bistro tables

- Ideal for casual lounge or cafeteria settings
- Suitable for 2-4 people
- Available in task and bar height
- Available in 4-star metal base



understanding tables (continued)

work tables (continued)



ledge tables

- Provide additional surface area-optimized to support casual touch down areas around the modular sofa. With its tall, and shallow depth at bar height, the Ledge Table is perfect for additional guests to perch or stand
- Suitable for 2-4 people
- Start, Middle and End tables can be specified to create longer runs up to 18' long
- Curved Ledge Tables are available

casual tables



casual tables

- Ideal for lounge and casual settings
- Available with a variety of styles and heights


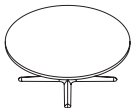


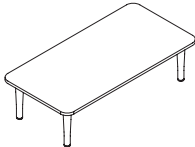
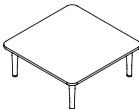
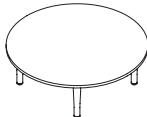

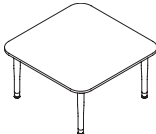


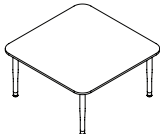






zones laptop tables

- Offer a new approach to how one organizes their items around a small pull-up table

understanding tables (continued)

The following chart outlines the heights of all tables within the Zone's family.

<p>Casual Tables</p> <ul style="list-style-type: none">• Low Tea Tables – 406mm high• High Tea Tables – 483mm high• Coffee Tables – 453mm high• Laptop Table – 660mm high	 <p>* 483mm high table (shown)</p>	 <p>Low Tea Tables (Round and Square) (MZNTSR/NZNTSS)</p>	 <p>High Tea Tables (Round and Square) (MZNTTR/MZNTTS)</p>	
<p>Lounge Workshop Tables</p> <ul style="list-style-type: none">• 406mm high		 <p>Rectangular Lounge Workshop Table (MZNTWG)</p>	 <p>Square Lounge Workshop Table (MZNTWE)</p>	 <p>Round Lounge Workshop Table (MZNTWC)</p>
<p>Dialogue Workshop Tables</p> <ul style="list-style-type: none">• 635mm high		 <p>Square Dialogue Workshop Table (MZNTWB)</p>	 <p>Round Dialogue Workshop Table (MZNTWD)</p>	
<p>Workshop Tables</p> <ul style="list-style-type: none">• 740mm high		 <p>Square Workshop Table (MZNTWS)</p>	 <p>Round Workshop Table (MZNTWR)</p>	
<p>Canteen Tables</p> <ul style="list-style-type: none">• 740mm, 914mm and 1067mm high	 <p>* 36" high table (shown)</p>	 <p>Soft Square Canteen Table (MZNTCS)</p>	 <p>Round Canteen Table (MZNTCR)</p>	

work tables

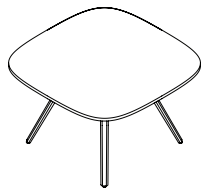
work tables

PRODUCT MAP	73
CANTEEN TABLE BASICS	75
PLANNING WITH CANTEEN TABLES	76
CANTEEN TABLE FINISHES	79
WORKSHOP TABLE BASICS	80
DIALOGUE WORKSHOP TABLE BASICS.	81
LOUNGE WORKSHOP TABLE BASICS	82
PLANNING WITH WORKSHOP TABLES.	83
WORKSHOP TABLE FINISHES	87
UNDERSTANDING TABLE ELECTRICS	88
LEDGE TABLE BASICS.	89
PLANNING WITH LEDGE TABLES	90
EDGE TRIM STYLE OVERVIEW	91
PRODUCT LISTING	92

product map

MZNTCS Soft Square Canteen Table

Page 92



Task (T)
(shown)

MZNTCR Round Canteen Table

Page 93



Task (T)
(shown)

MZNTCC Soft Rectangular Canteen Table

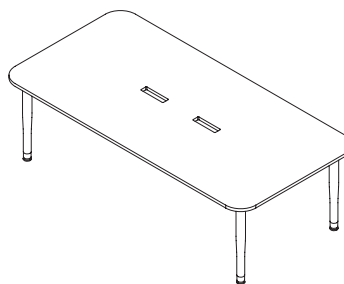
Page 94



Task (T)
(shown)

MZMTWT Rectangular Workshop Table (International Cut Out)

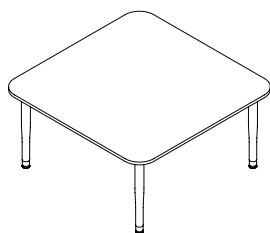
Page 96



72

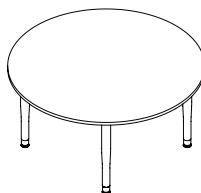
MZNTWS Square Workshop Table

Page 98



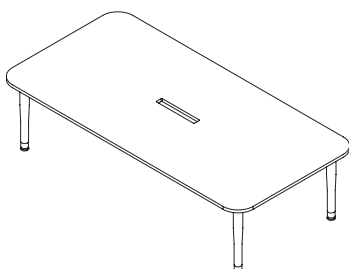
MZNTWR Round Workshop Table

Page 99



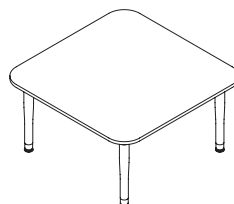
MZMTWA Rectangular Dialogue Workshop Table (International Cut Out)

Page 100



MZNTWB Square Dialogue Workshop Table

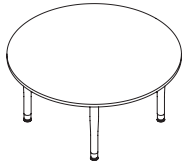
Page 102



product map

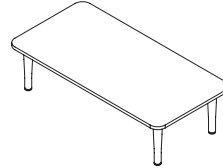
MZNTWD Round Dialogue Workshop Table

Page 103



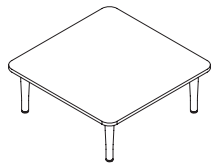
MZNTWG Rectangular Lounge Workshop Table

Page 104



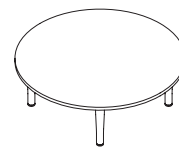
MZNTWE Square Lounge Workshop Table

Page 105



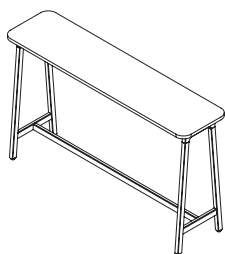
MZNTWC Round Lounge Workshop Table

Page 106



MZNTLS Ledge Table – Straight

Page 107

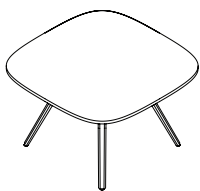


canteen table basics

Zones Canteen Tables have a curved leg aesthetic and are ideal for touchdown or hot-desking settings.



- Available in the following heights:
 - Task height (740mm)
 - Counter height (914mm)
 - Bar height (1067mm)
- Available in the following styles:
 - Soft Rectangular
 - Soft Square
 - Round



Soft Square Canteen Table (MZNTCS)

- Available in three sizes
 - 914mm deep
 - 1067mm deep
 - 1218mm deep



Round Canteen Table (MZNTCR)

- Available in four sizes, depending on height
 - 762mm diameter
 - 914mm diameter
 - 1057mm diameter
 - 1218mm diameter



Soft Rectangle Canteen Table (MZNTCC)

- Available in three sizes
 - 762mm deep x 1828mm wide
 - 914mm deep x 1828mm wide
 - 914mm deep x 2438mm wide
- Bar height table available with casters

planning with canteen tables

The following should be considered when planning with Canteen Tables.

Canteen Tables are available in a variety of heights and shapes to provide several planning options.

	740mm high datum	914mm high datum	1067mm high datum	1092mm high datum
Soft Square	914mm wide 1067mm wide 1218mm wide	914mm wide 1067mm wide 1218mm wide	914mm wide 1067mm wide 1218mm wide	n/a
Round	762mm diameter	762mm diameter	762mm diameter 914mm diameter 1067mm diameter 1218mm diameter	n/a
Soft Rectangle	762mm deep x 1828mm wide 914mm deep x 1828mm wide 914mm deep x 2438mm wide	762mm deep x 1828mm wide 914mm deep x 1828mm wide 914mm deep x 2438mm wide	762mm deep x 1828mm wide 914mm deep x 1828mm wide 914mm deep x 2438mm wide	n/a

datum heights

Canteen Tables are available in task, counter and bar height to allow for different meeting styles.

76



Task Height
740mm high

Counter Height
914mm high

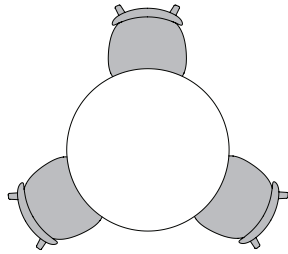


Bar Height
1067mm high

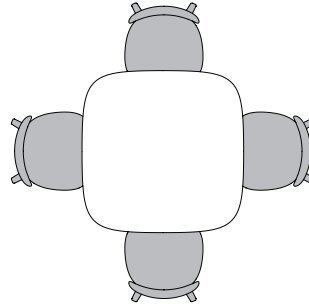
planning with canteen tables (continued)

recommended occupancy


The following demonstrates the recommended table occupancy to allow for adequate personal and working space and proper alignment with the curved legs of the tables.



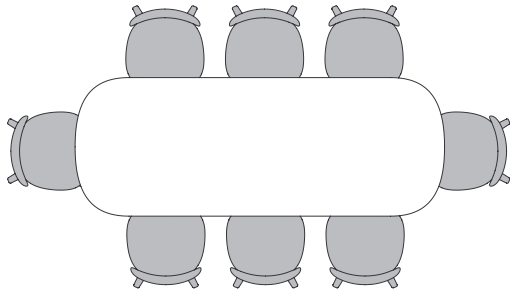
Round Canteen Table
762mm, 36", 1067mm and 1218mm
diameter
(1067mm diameter, shown)
3 people maximum



Soft Square Canteen Table
36", 1067mm and 1218mm deep
(1067mm shown)
4 people maximum



Soft Rectangle Canteen Table
36" deep x 1828mm wide (762mm deep also
available)
6 people maximum

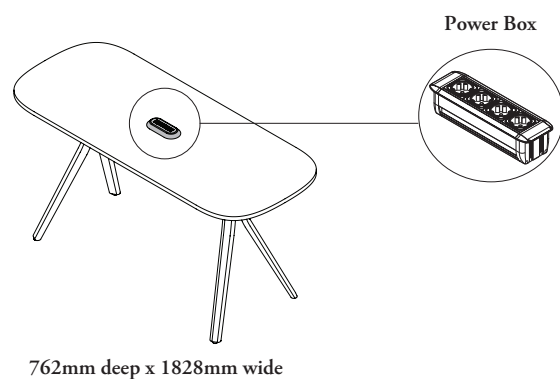


Soft Rectangle Canteen Table
36" deep x 2438mm wide (762mm deep also available)
8 people maximum

planning with canteen tables (continued)

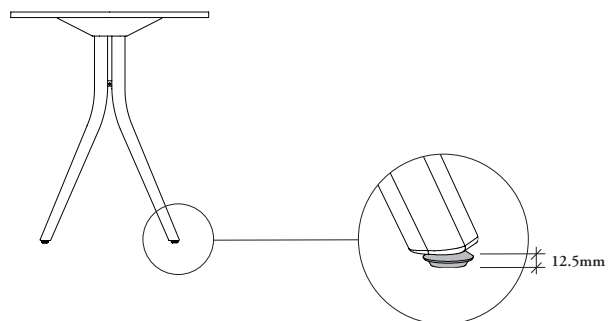
electrics and wire management

The following tables can be specified with a Power Box cut out. The Power Box (MZNBL4 only) must be ordered separately.
- Soft Rectangular Canteen Table (MZNTCC)



glides and casters

78



When a Canteen Table is available with glides, it will have a 12.5mm leveling range.

canteen table finishes

The following outlines the finishes available with Zones Canteen Tables.

Table Top:**Laminate (HPL):**

Very White, Storm White, Sand, Earth, Crisp Grey, Natural Beech and Greystone Beech

Veneer:

Natural Beech and Greystone Beech

Seamless:

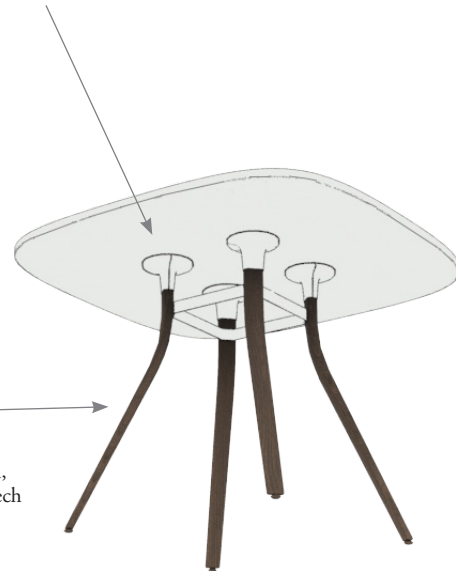
Very White, Storm White, Sand, Gris and Crisp Grey

**Supports:****Frame Paint Finish:**

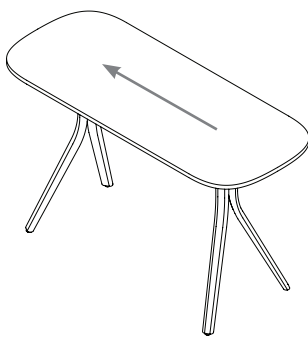
Greystone, Crisp Grey

Legs:**Solid Wood:**

Natural Beech, Greystone Beech

**grain direction**

Woodgrain on all worksurfaces run parallel with the length of the worksurface.

**Laminate (HPL):**

Pure White



Crisp Grey



Natural Beech



Greystone Beech

Frame Paint:

Greystone



Crisp Grey

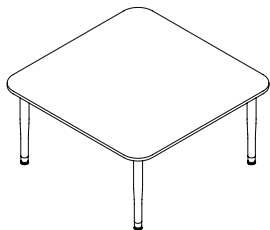
workshop table basics

The Zones Workshop Table can be used for semi-private or semi-formal spaces without having to rely on partitions or the architecture of the space. They serve the needs of classic meeting type environments.



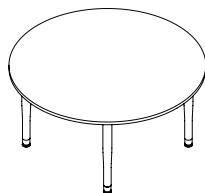
- Available 740mm high
- Available in three styles:
 - Rectangular
 - Square
 - Round
- Available with or without Power Box (MZNBL4 only) or Table Lamp cut outs
- Accommodates User-Edge USB Hub (available from Complements: *Teknion's Ergonomics & Accessories Program*)
- Provides a -12.5mm, + 38.1mm leveling range

80



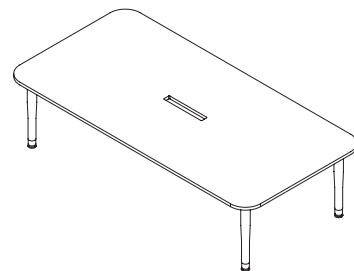
Square Workshop Table (MZNTWS)

- 1218mm and 1524mm wide



Round Workshop Table (MZNTWR)

- 1372mm and 1524mm Diameter



Rectangular Workshop Table (International Cut Out) (MZMTWT)

- 1218mm deep
- Available 2438mm and 3048mm wide
- Available with cut outs to accommodate outlets or Table Lamps in the following configurations:
 - No outlets or Table Lamps
 - Two outlets
 - Two outlets inner, two Table Lamps outer
 - One Table Lamp center, two outlets

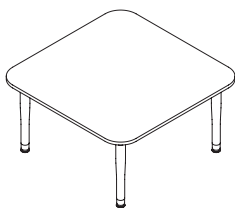
dialogue workshop table basics

The Zones Dialogue Table is similar to the Workshop Table however it has a more casual posture for informal settings at 25" high.



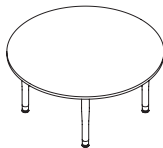
- Available 635mm high
- Available in three styles:
 - Rectangular
 - Square
 - Round
- Available with or without Power Box (MZNBL4 only), Table Lamp cut outs
- Accommodates User-Edge USB Hub (available from Complements: *Teknion's Ergonomics & Accessories Program*)
- Provides a -12.5mm – +38.1mm leveling range

81



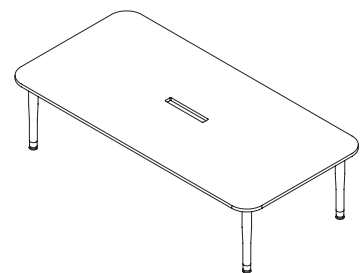
Square Dialogue Workshop Table (MZNTWB)

- 1218mm wide



Round Dialogue Workshop Table (MZNTWD)

- 1372mm Diameter



Rectangular Dialogue Workshop Table (International Cut Out) (MZMTWA)

- 1218mm deep
- Available 1828mm and 2438mm wide
- Available with cut outs to accommodate outlets or Table Lamps in the following configurations:
 - No outlets or Table Lamps
 - One outlet center
 - Two outlets
 - Two outlets inner, two Table Lamps outer
 - One Table Lamp center, two outlets

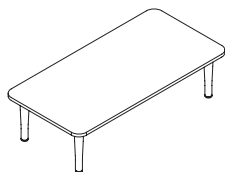
lounge workshop table basics

The Zones Lounge Workshop Table is a lounge height work table conducive to work meetings at a flexible posture of 16" high.



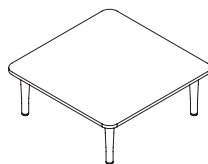
- Available 406mm high
- Available in three styles
 - Round
 - Square
 - Rectangular
- Available with or without Center Power Box (MZNBL4 only) and International cut out

82



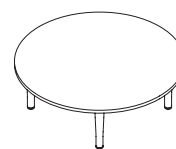
Rectangular Lounge Workshop Table (MZNTWG)

- Available in the following sizes:
 - 762mm deep x 1218mm wide
 - 762mm deep x 1372mm wide
 - 762mm deep x 1524mm wide
 - 762mm deep x 1676mm wide
 - 762mm deep x 1828mm wide



Square Lounge Workshop Table (MZNTWE)

- Available in the following sizes:
 - 1067mm deep x 1067mm wide
 - 1218mm deep x 1218mm wide



Round Lounge Workshop Table (MZNTWC)

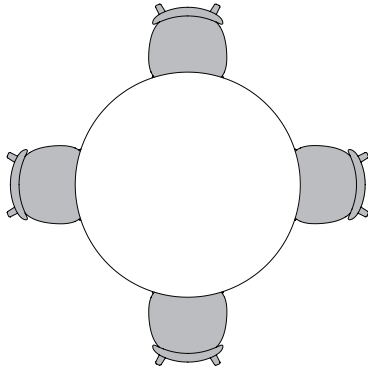
- Available 1218mm diameter

planning with workshop tables

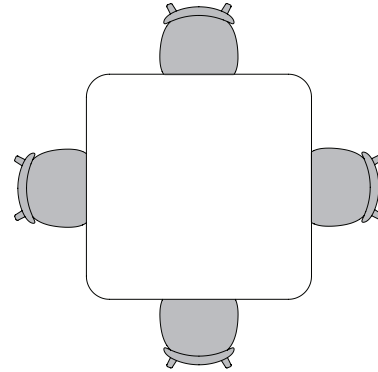
The following should be considered when planning with Workshop Tables.

recommended occupancy


The following demonstrates the recommended table occupancy to allow for adequate personal and working space on Workshop and Dialogue Workshop Tables.



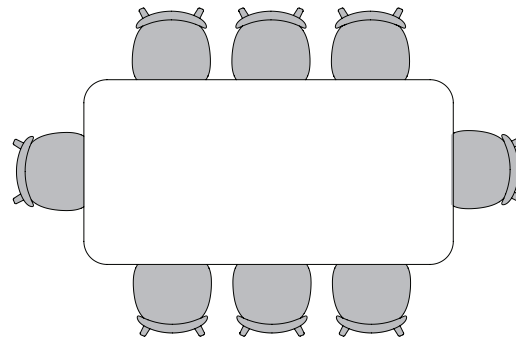
Round Workshop Table 1372mm and
1524mm diameter
4 people maximum




Square Workshop Table 1218mm deep and
1524mm wide
4 people maximum



Rectangular Workshop Table
1218mm deep x 1828mm wide
6 people maximum



Rectangular Workshop Table
1218mm deep x 2438mm wide
8 people maximum

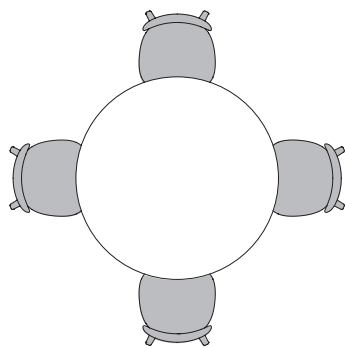


Rectangular Workshop Table
1218mm deep x 3048mm wide
10 people maximum

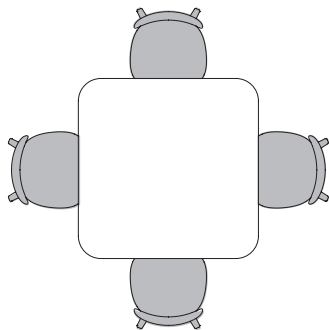
planning with workshop tables (continued)

recommended occupancy (continued)


The following demonstrates the recommended table occupancy to allow for adequate personal and working space on Dialogue Workshop Tables.



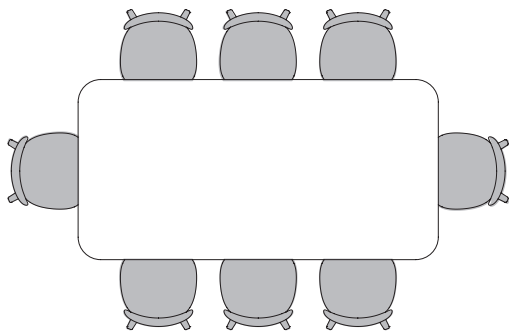
Round Dialogue Workshop Table
1372mm diameter
4 people maximum



Square Dialogue Workshop Table
1218mm deep x 1218mm wide
4 people maximum



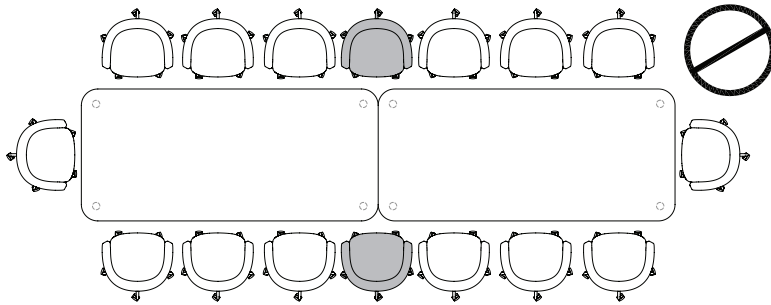
Rectangular Dialogue Workshop Table
1218mm deep x 1828mm wide
6 people maximum




Rectangular Dialogue Workshop Table
1218mm deep x 2438mm wide
8 people maximum

planning with workshop tables (continued)

Zones Rectangular Tables should not be ganged together, the leg location may interfere with the chair placement.




workshop tables vs. dialogue vs. lounge workshop tables heights



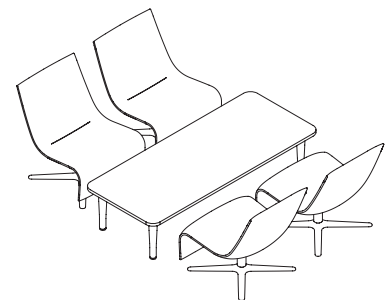
Workshop Table:

- 736mm high, ideal for meeting and formal spaces
- Multi-use and Task Chairs should be used with this table



Dialogue Workshop Table:

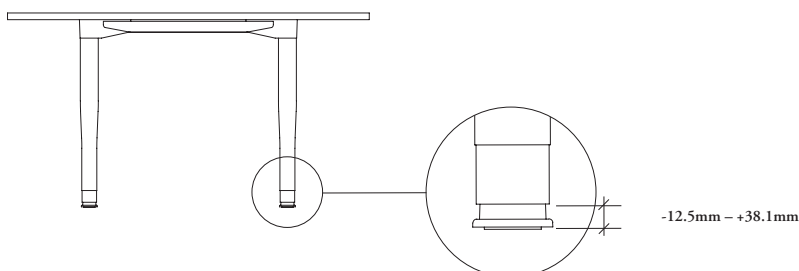
- 635mm high, ideal for casual and informal spaces
- The Zones Compact Lounge Chair and other Teknion and StudioTK casual seating should be used with this table



Lounge Workshop Table:

- 406mm high, ideal for informal spaces
- Multi-use and Task Chairs should be used with this table

leveling range



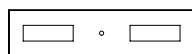
Workshop and Dialogue Tables have a -12.5mm – +38.1mm leveling range.

planning with workshop tables (continued)

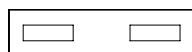
table runner

- Mounts to the top of a rectangular Workshop Table or Dialogue Workshop Table
- Available in three sizes to match table lengths
- A variety of cut out configurations are available to accommodate the Power Box (MZNBL4 only) or Table Lamp


For 1828mm wide tables, one Table Runner (914mm wide)



Two Power Box, One Table Lamps

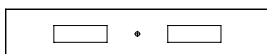


Two Power Box

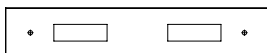


No Cut Outs

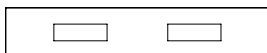
For 2438mm wide tables, one Table Runner (1218mm wide)




Two Power Boxes, One Table Lamp



Two Power Boxes, Two Table Lamps

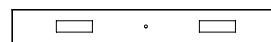


Two Power Boxes




No Cut Outs


For 3048mm wide tables, one Table Runner (1828mm wide)



Two Power Boxes, One Table Lamps



Two Power Boxes, Two Tables Lamps



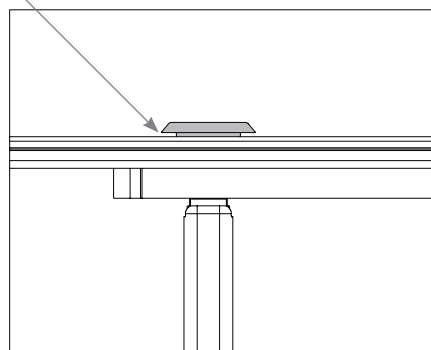
Two Power Boxes



No Cut Outs

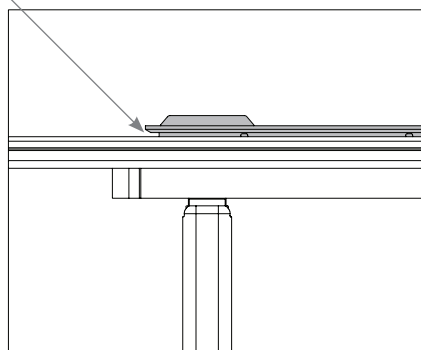
When Power Boxes are used, there will always be a 10mm gap for cable routing.

10mm gap



When a Power Box is specified on a table without a Runner, the 10mm gap will be between the Power Box and the top of the table.

10mm gap



When a Power Box is specified on a table with a Runner, the 10mm gap will be between the Runner and the top of the table.

workshop table finishes

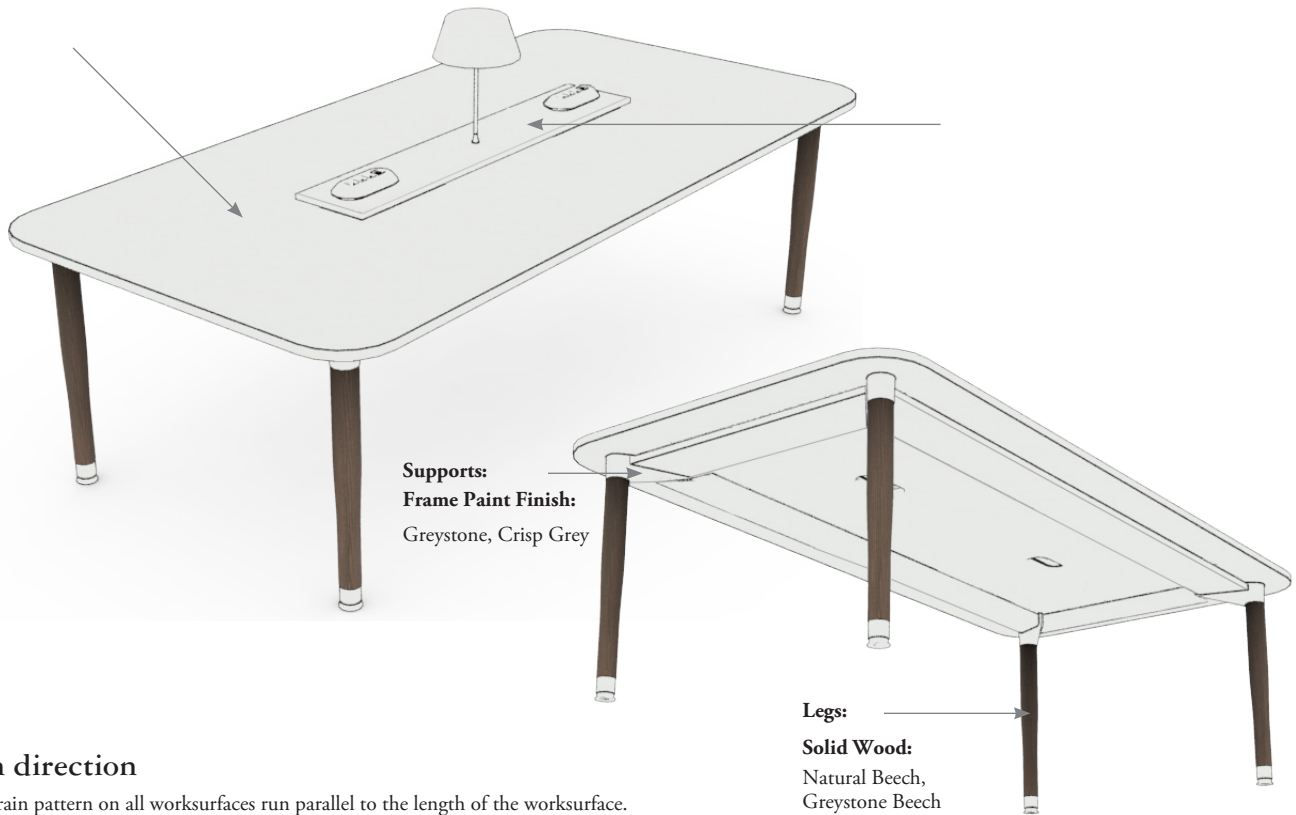
The following outlines the finishes available with Zones Workshop Tables.

Table Top:**Laminate (HPL):**

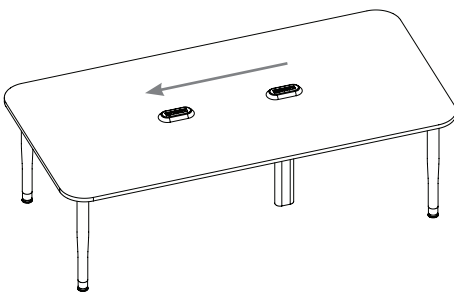
Pure White, Crisp Grey, Natural Beech and Greystone Beech

Table Runner:**Laminate (HPL):**

Pure White, Crisp Grey, Natural Beech and Greystone Beech

**grain direction**

Woodgrain pattern on all worksurfaces run parallel to the length of the worksurface.



Laminate (HPL): Available on all worksurfaces



Frame Paint:



understanding table electrics

Zones Tables are available with options for lighting, above worksurface power, USB hubs and cable management. The following outlines the various options available.

Further details on all of these products are available in the Lighting, Electrics & Wire Management section. Options are shown on the Workshop Table, however some options are also available on Canteen Tables.



Table Lamps and Power Boxes can be mounted on either a Table Runner or directly to the table.



USB Hubs mount to table edges for easy access, cable managers are available to route cables below the table.

Caution is required when pushing a chair underneath the table to prevent damage to the USB unit.



Under Worksurface Cable Management allows for a clean aesthetic below the table and to the floor.

ledge table basics

The Zones Ledge Table can be used with Modular Seating or independently. It's narrow depth is ideal for casual touch-down meetings or lounge settings.

**Ledge Table – Straight (MZNTLS)**

- Available in the following sizes:
 - 457mm deep x 1218mm wide
 - 457mm deep x 1524mm wide
 - 457mm deep x 1828mm wide
- Available 1067mm high
- Available with options for:
 - For additional information please see the *Lighting, Electrics & Wire Management* section

When incorporating Ledge Tables – Straight with Modular Seating, please see the *Zones Modular Seating* section.

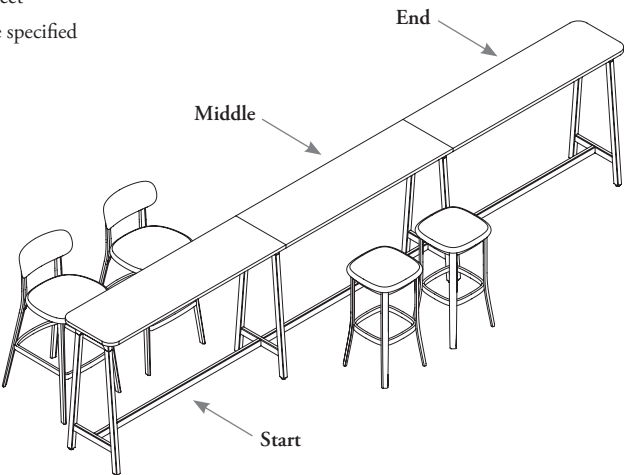
planning with ledge tables

The following should be considered when planning with Ledge Tables.

- Curved Ledge Tables can be specified freestanding or linked together to form longer runs.
- The maximum span for Ledge Tables is three tables, to a maximum length of 18 feet
 - To create longer configurations a combination start, middle and end tables can be specified

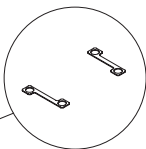
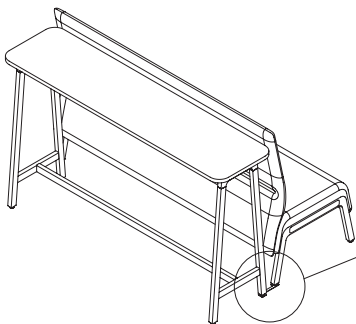


Freestanding Ledge Tables – Straight



Linking Ledge Tables- Straight

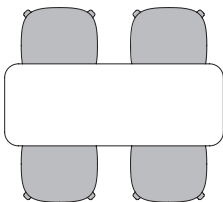
90



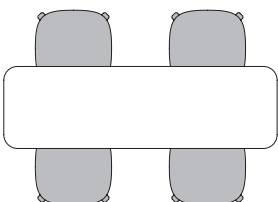
- Ledge Table-to-Sofa Tether (ZNTG)
- Set of two
 - Must be specified when ganging ledge tables to Zones Modular Seating

recommended occupancy

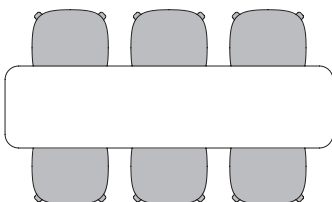
The following demonstrates the recommended table occupancy to allow for adequate personal and working space.



Freestanding Rectangular Ledge Table
457mm deep x 1218mm wide,
Four people maximum



Freestanding Rectangular Ledge Table
457mm deep x 1524mm wide,
Four people maximum


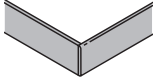
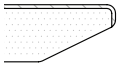



Freestanding Rectangular Ledge Table
457mm deep x 1828mm wide,
Six people maximum

edge trim style overview

Trim style and desk finish applications are summarized in the chart below.

Shading indicates the user edge

		Foundation Laminate Surface
Flat (6) All Edges		
Full Knife (H) User Edge		

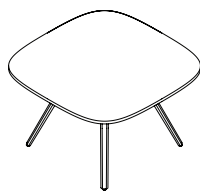
MZNTCS

Soft Square Canteen Table

The Soft Square Canteen Table has bent wood legs creating a casual and aesthetically pleasing informal meeting space at either seated or standing height.

WHAT'S INCLUDED

1 Worksurface Top, 4 leg assemblies with castings, levelers and mounting hardware. For Counter and Bar height, 1 retention ring with hardware.



Task (T)
(shown)

PRODUCT OPTIONS

Height	Depth	Worksurface Finish	Edge Trim Style	Leg Wood Finish	Frame Paint Finish
T Task	36 914mm	Zones Worksurface Laminate	6 Straight Edge	BR Greystone Beech	24 Greystone
C Counter	42 1067mm		H Full Knife	BS Natural Beech	25 Crisp Grey
B Bar	48 1219mm				

SAMPLE ORDER CODE

MZNTCS T	36	2T	6	BR	24
-----------------	-----------	-----------	----------	-----------	-----------

92

DIMENSIONS CODE / MM

D
36 / 914
42 / 1067
48 / 1219
36 / 914
42 / 1067
48 / 1219
36 / 914
42 / 1067
48 / 1219

PRICING

WORKSURFACE LAMINATE

Straight Edge Full Knife Edge

TASK HEIGHT

720	779
752	825
771	851

COUNTER HEIGHT

713	771
746	819
762	840

BAR HEIGHT

650	708
683	757
704	781

The Round Canteen Table has bent wood legs creating a casual and aesthetically pleasing informal meeting space at either seated or standing height.

WHAT'S INCLUDED

1 Worksurface Top, 4 leg assemblies (or 3 leg assemblies for 762mm diameter) with castings, levelers and mounting hardware. For Counter and Bar height, 1 retention ring with hardware.

NOTES

Task (T) or Counter (C) height tables can only be specified in 30 diameter.

Height (C) and (T) are not available if diameter 36, 42 or 48 are specified.

36, 42, 48 dimension is come with 4 legs.

MZNTCR Round Canteen Table



PRODUCT OPTIONS

Height	Diameter	Worksurface Finish	Edge Trim Style	Leg Wood Finish	Frame Paint Finish
T Task	30 762mm	Zones Worksurface Laminate	6 Straight Edge	BR Greystone Beech	24 Greystone
C Counter	36 914mm		H Full Knife	BS Natural Beech	25 Crisp Grey
B Bar	42 1067mm				
	48 1219mm				

SAMPLE ORDER CODE

MZNTCR T	30	2T	6	BR	24
-----------------	-----------	-----------	----------	-----------	-----------

DIMENSIONS CODE / MM

Diameter
30 / 762
30 / 762
30 / 762
36 / 914
42 / 1067
48 / 1219

PRICING

WORKSURFACE LAMINATE

Straight Edge Full Knife Edge

TASK HEIGHT

485 528

COUNTER HEIGHT

514 556

BAR HEIGHT

532 574

720 779

752 825

771 851

MZNTCC

Soft Rectangle Canteen



Task (T)
(shown)

The Soft Rectangle Canteen Table has bent wood legs creating a casual and aesthetically pleasing informal meeting space at either seated or standing height.

WHAT'S INCLUDED

1 Worksurface Top, 2 pairs of leg assemblies with levelers, mounting brackets and hardware. 1 under worksurface cover kit. For Counter and Bar height, tension rod kit.

NOTES

Width 96 is not available if depth 30 is specified

PRODUCT OPTIONS

Height	Depth	Width	Cut Out
T Task	30 762mm	72 1892mm	N No Cut Out
C Counter	36 914mm	96 2438mm	Y One Center Cut Out
B Bar			
R Bar with Casters			

SAMPLE ORDER CODE

MZNTCC T	30	72	N
-----------------	-----------	-----------	----------

PRODUCT OPTIONS CONTINUED

Worksurface Finish	Edge Trim Style	Leg Wood Finish	Frame Paint Finish
Z Zones Worksurface Laminate	6 Straight Edge	BR Greystone Beech	24 Greystone
	H Full Knife	BS Natural Beech	25 Crisp Grey

SAMPLE ORDER CODE CONTINUED

2T	6	BR	24
-----------	----------	-----------	-----------

See pricing on following page.

M Z N T C C

Soft Rectangle Canteen (Continued)

DIMENSIONS

CODE / MM

D	W
30 / 762	72 / 1829
36 / 914	72 / 1829
36 / 914	96 / 2438
30 / 762	72 / 1829
36 / 914	72 / 1829
36 / 914	96 / 2438
30 / 762	72 / 1829
36 / 914	72 / 1829
36 / 914	96 / 2438
30 / 762	72 / 1829
36 / 914	72 / 1829
36 / 914	96 / 2438

If Cut Out (Y) is specified add 21

PRICING

WORKSURFACE LAMINATE

Straight Edge	Full Knife Edge
---------------	-----------------

TASK HEIGHT

851	917
982	1095
1057	1195

COUNTER HEIGHT

950	1017
1088	1198
1160	1299

BAR HEIGHT

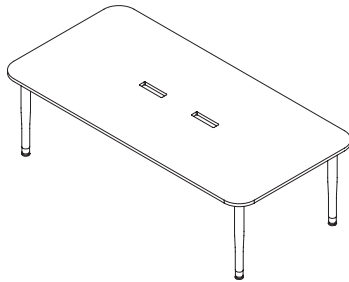
966	1034
1105	1214
1179	1316

BAR WITH CASTERS

987	1055
1126	1235
1201	1337

M Z M T W T

Rectangular Workshop Table (International Cut Out)



The Rectangular Workshop Table (International Cut Out) provides an informal meeting space with optional integrated power provided through the Table Runner.

WHAT'S INCLUDED

1 Worksurface Top, 4 leg assemblies with levelers and corner mounting castings. For 3048mm width, an additional post leg assembly with leveler and mounting plate under worksurface structure. Mounting hardware and covers.

One Piece Runner (when option E is selected)

NOTES

Cut outs Two Outlets Inner, Two Lights Outer (PE) and One Light Center, 2 Outlets (PF) are only available if One Piece (E) option is specified.

If width 2438mm is specified cut outs will accommodate two outlets. If width 3048mm is specified, cut outs will accommodate four outlets.

If runner (N) No Runner is specified, Cut Out (PE) and (PF) are not available.

PRODUCT OPTIONS

Height	Depth	Width	Runner	Cut Out
T Task	48 1219mm	096 2438 120 3048mm	N No Runner E One Piece	NN No Outlet or Lights PB Two Outlets PE Two Outlets Inner, Two Lights Outer PF One Light Center, 2 Outlets

SAMPLE ORDER CODE

MZMTWT T	48	096	E	PB
-----------------	-----------	------------	----------	-----------

PRODUCT OPTIONS CONTINUED

Worksurface Finish	Edge Trim Style	Leg Wood Finish	Frame Paint Finish	Runner Finish
Zones Worksurface Laminate	6 Straight Edge H Full Knife	BR Greystone Beech BS Natural Beech	24 Greystone 25 Crisp Grey	Worksurface Laminate

SAMPLE ORDER CODE CONTINUED

2T	6	BR	24	2T
-----------	----------	-----------	-----------	-----------

See pricing on following page.

M Z M T W T
Rectangular Workshop Table
(International Cut Out) (Continued)

DIMENSIONS
CODE / MM

D	W
48 / 1219	96 / 2438
48 / 1219	120 / 3048

PRICING**WORKSURFACE LAMINATE**

Straight Edge	Full Knife Edge
1510	1700
1930	2398

If Runner (E) and Outlet Cut Out (NN) / (PB) / (PE) / (PF) is specified, add 21

If Runner on a 72" Table is specified, add following upcharges to the Price;
 Worksurface Laminate Runner, add 265

If Runner on a 96" Table is specified, add following upcharges to the Price;
 Worksurface Laminate Runner, add 300

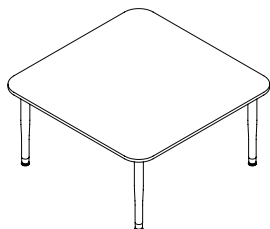
M Z N T W S

Square Workshop Table

The Square Workshop Table provides an informal meeting space that can also be used as touch down workstations throughout the day.

WHAT'S INCLUDED

1 Worksurface Top, 4 leg assemblies with levelers and corner mounting castings. Under worksurface mounting structure with mounting hardware and covers



PRODUCT OPTIONS

Height	Depth	Cut Out	Worksurface Finish	Edge Trim Style	Leg Wood Finish	Frame Paint Finish
T Task	48 1219mm 60 1524mm	N Without Cut Out P With Center Power Box Cut Out L With Center Light Cut Out	Zones Worksurface Laminate	6 Straight Edge H Full Knife	BR Greystone Beech BS Natural Beech	24 Greystone 25 Crisp Grey

SAMPLE ORDER CODE

MZNTWS T	60	N	2T	6	BR	24
-----------------	-----------	----------	-----------	----------	-----------	-----------

DIMENSIONS CODE / MM

D
48 / 1219
60 / 1524

PRICING

WORKSURFACE LAMINATE

Straight Edge	Full Knife Edge
1225	1305
1433	1545

If Cut Out (P) or (L) is specified

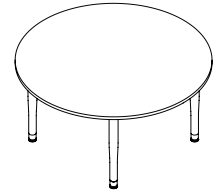
add 21

The Round Workshop Table provides an informal meeting space that can also be used as touch down workstations throughout the day.

WHAT'S INCLUDED

1 Worksurface Top, 4 leg assemblies with levelers and corner mounting castings. Under worksurface mounting structure with mounting hardware and covers.

M Z N T W R Round Workshop Table



PRODUCT OPTIONS

Height	Diameter	Cut Out	Worksurface Finish	Edge Trim Style	Leg Wood Finish	Frame Paint Finish
T Task	54 1372mm	N Without Cut Out	Zones Worksurface Laminate	6 Straight Edge	BR Greystone Beech	24 Greystone
	60 1524mm	P With Center Power Box Cut Out		H Full Knife	BS Natural Beech	25 Crisp Grey
		L With Center Light Cut Out				

SAMPLE ORDER CODE

MZNTWR T	60	N	2T	6	BR	24
----------	----	---	----	---	----	----

DIMENSIONS CODE / MM

Diameter
54 / 1372
60 / 1524

PRICING

WORKSURFACE LAMINATE

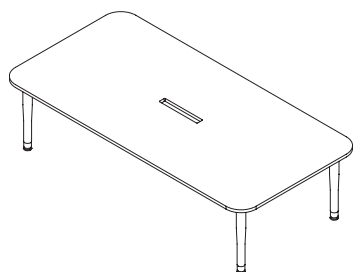
Straight Edge	Full Knife Edge
1326	1436
1374	1486

If Cut Out (P) or (L) is specified

add 21

M Z M T W A

Rectangular Dialogue Workshop Table (International Cut Out)



The Rectangular Dialogue Workshop Table (International Cut Out) provides an informal meeting space at 25" high with optional integrated power provided through the Table Runner.

WHAT'S INCLUDED

1 worksurface top, 4 leg assemblies with levelers and corner mounting castings, mounting hardware and covers, 1 piece runner (when option E is selected).

NOTES

If Runner (N) is specified, Cut-Out (PF) or (PE) are not available.

If Runner (N) and Width 72 is specified, Cut-Out (PF), (PE) and (PB) are not available.

If Width 72 and Runner (E) is specified, Cut-Out (PA) and (PE) are not available.

If Width 96 and Runner (E) One Piece is specified, Cut-Out (PA) is not available.

Both 1828mm and 2438mm table cut-outs accommodate 2x1 outlets except for Cut-Out (PA) that accommodates 4x1 outlet.

PRODUCT OPTIONS

Depth	Width	Runner	Cut Out	Worksurface Finish
48 1219mm	72 1829mm 96 2438mm	N No Runner E One Piece	NN No Outlet or Lights PA One Outlet Center PB Two Outlet PE Two Outlets Inner, Two Lights Outer PF One Light Center, Two Outlets	Zones Worksurface Laminate

SAMPLE ORDER CODE

MZMTWA 48	96	E	PB	2T
------------------	-----------	----------	-----------	-----------

100

PRODUCT OPTIONS CONTINUED

Edge Trim Style	Leg Wood Finish	Frame Paint Finish	Runner Finish
6 Straight Edge H Full Knife	BR Greystone Beech BS Natural Beech	24 Greystone 25 Crisp Grey	Worksurface Laminate

SAMPLE ORDER CODE CONTINUED

6	BR	24	2T
----------	-----------	-----------	-----------

See pricing on following page.

M Z M T W A
Rectangular Dialogue Workshop
Table (International Cut Out)
(Continued)

DIMENSIONS
CODE / MM

D	W
48 / 1219	72 / 1829
48 / 1219	96 / 2438

PRICING**WORKSURFACE LAMINATE**

Straight Edge	Full Knife Edge
1326	1456
1510	1700

If Runner (E) and Outlet Cut Out (NN) / (PB) / (PE) / (PF) is specified, add 21

If Runner on a 72" Table is specified, add following upcharges to the Price;
 Worksurface Laminate Runner, add 237

If Runner on a 96" Table is specified, add following upcharges to the Price;
 Worksurface Laminate Runner, add 265

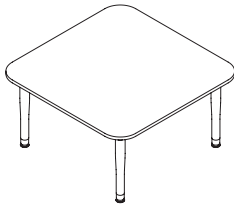
M Z N T W B

Square Dialogue Workshop Table

Square Dialogue Workshop Table is a 25" high meeting table that accommodates lower seating for a more relaxed, natural posture conducive to dialogue and informal collaboration.

WHAT'S INCLUDED

1 Worksurface Top, 4 leg assemblies with levelers and corner mounting castings. Under worksurface mounting structure with mounting hardware and covers



PRODUCT OPTIONS

Depth	Cut Out	Worksurface Finish	Edge Trim Style	Leg Wood Finish	Frame Paint Finish
48 1219mm	N Without Cut Out P With Center Power Box Cut Out L One Center Light Cut Out	Zones Worksurface Laminate	6 Straight Edge H Full Knife	BR Greystone Beech BS Natural Beech	24 Greystone 25 Crisp Grey

SAMPLE ORDER CODE

MZNTWB 48	N	2T	6	BR	24
-----------	---	----	---	----	----

DIMENSIONS
CODE / MM

Diameter
48 / 1219

PRICING

WORKSURFACE LAMINATE	
Straight Edge	Full Knife Edge
1225	1305

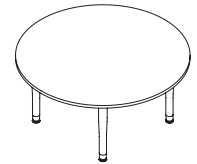
If Cut Out (P) or (L) is specified add 21

Round Dialogue Workshop Table is a 25" high meeting table that accommodates lower seating for a more relaxed, natural posture conducive to dialogue and informal collaboration.

WHAT'S INCLUDED

1 Worksurface Top, 4 leg assemblies with levelers and corner mounting castings. Under worksurface mounting structure with mounting hardware and covers

M Z N T W D Round Dialogue Workshop Table



PRODUCT OPTIONS

Diameter	Cut Out	Worksurface Finish	Edge Trim Style	Leg Wood Finish	Frame Paint Finish
54 1372mm	N Without Cut Out	Zones Worksurface Laminate	6 Straight Edge	BR Greystone Beech	24 Greystone
	P With Center Power Box Cut Out		H Full Knife	BS Natural Beech	25 Crisp Grey
	L One Center Light Cut Out				

SAMPLE ORDER CODE

MZNTWD 54	N	2T	6	BR	24
-----------	---	----	---	----	----

103

DIMENSIONS CODE / MM

Diameter
54 / 1372

PRICING

WORKSURFACE LAMINATE

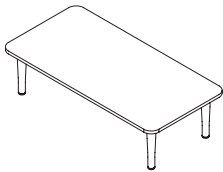
Straight Edge	Full Knife Edge
1326	1436

If Cut Out (P) or (L) is specified

add 21

M Z N T W G

Rectangular Lounge Workshop Table



Rectangular Lounge Workshop Table provides informal meeting space at 16" high with optional integrated power.

WHAT'S INCLUDED

1 Worksurface Top, 4 leg assemblies with levelers and corner mounting castings. Under worksurface mounting structure with mounting hardware and covers

NOTES

Cut out (P) options for width 1218mm and 1372mm accommodates small Power Box.

Cut out (P) options for width 1524mm-1828mm accommodates large Power Box.

Cut out (T) accommodates two outlets.

PRODUCT OPTIONS

Depth	Width	Cut Out	Worksurface Finish	Edge Trim Style	Leg Wood Finish	Frame Paint Finish
30 762mm	48 1219mm	N Without Cut Out	Zones Worksurface Laminate	6 Straight Edge	BR Greystone Beech	24 Greystone
	54 1372mm	P With Center Power Box Cut Out		H Full Knife	BS Natural Beech	25 Crisp Grey
	60 1524mm					
	66 1676mm					
	72 1829mm					

SAMPLE ORDER CODE

MZNTWG 30	72	N	2T	6	BR	24
-----------	----	---	----	---	----	----

DIMENSIONS

CODE / MM

D	W
30 / 762	48 / 1219
36 / 914	54 / 1372
36 / 914	60 / 1524
36 / 914	66 / 1676
36 / 914	72 / 1829

PRICING

WORKSURFACE LAMINATE	
Straight Edge	Full Knife Edge
578	618
650	695
659	706
666	712
672	720

If Cut Out (P) is specified

add 21

Square Lounge Workshop Table is a 16" high meeting table that accommodates lounge posture seating for a more relaxed experience conducive to informal collaboration.

WHAT'S INCLUDED

1 Worksurface Top, 4 leg assemblies with levelers and corner mounting castings. Under worksurface mounting structure with mounting hardware and covers.

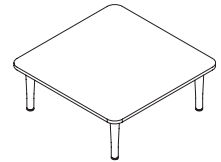
NOTES

Cut out (P) options for width 1067mm accommodates small Power Box.

Cut out (P) options for width 1218mm accommodates large Power Box.

Cut out (T) accommodates two outlets.

M Z N T W E Square Lounge Workshop Table



PRODUCT OPTIONS

Depth	Cut Out	Worksurface Finish	Edge Trim Style	Leg Wood Finish	Frame Paint Finish
42 1067mm	N Without Cut Out	Zones Worksurface Laminate	6 Straight Edge	BR Greystone Beech	24 Greystone
48 1219mm	P With Center Power Box Cut Out		H Full Knife	BS Natural Beech	25 Crisp Grey

SAMPLE ORDER CODE

MZNTWE 48	N	2T	6	BR	24
-----------	---	----	---	----	----

105

DIMENSIONS CODE / MM

Depth
42 / 1067
48 / 1219

PRICING

WORKSURFACE LAMINATE

Straight Edge	Full Knife Edge
656	702
664	710

If Cut Out (P) is specified

add 21

M Z N T W C

Round Lounge Workshop Table

Round Lounge Workshop Table is a 16" high meeting table that accommodates lounge posture seating for a more relaxed experience conducive to informal collaboration.

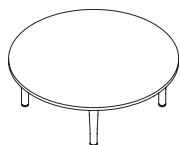
WHAT'S INCLUDED

1 Worksurface Top, 4 leg assemblies with levelers and corner mounting castings. Under worksurface mounting structure with mounting hardware and covers.

NOTES

Cut out (P) option accommodates small Power Box.

Cut out (T) accommodates two outlets.



PRODUCT OPTIONS

Diameter	Cut Out	Worksurface Finish	Edge Trim Style	Leg Wood Finish	Frame Paint Finish
48 1219mm	N Without Cut Out P With Center Power Box Cut Out	Zones Worksurface Laminate	6 Straight Edge H Full Knife	BR Greystone Beech BS Natural Beech	24 Greystone 25 Crisp Grey

SAMPLE ORDER CODE

MZNTWC 48	N	2T	6	BR	24
------------------	----------	-----------	----------	-----------	-----------

DIMENSIONS CODE / MM

Diameter
48 / 1219

PRICING

WORKSURFACE LAMINATE

Straight Edge	Full Knife Edge
666	712

If Cut Out (P) is specified

add 21

Ledge Table – Straight provides bar height narrow surface ideal for impromptu meeting areas and cafeterias. Ledge Tables can be specified as freestanding or built-up from start, middle and end components.

WHAT'S INCLUDED

Configurations	Included
Freestanding	1 F type Straight Worksurface 2 End Gable Assemblies 2 End Gable Top Plates
Start	1 S type Straight Worksurface 1 End and 1 Mid Gable Assemblies 1 End and 1 Mid Gable Top Plates
Middle	1 M type Straight Worksurfaces 1 Mid Gable Assembly 1 Mid type Gable Top Plate
End	1 E type Straight Worksurface 1 End Gable Assembly 1 End Gable Top Plate

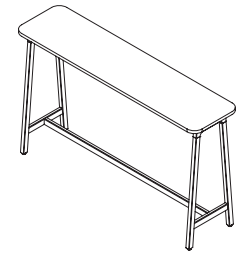
All assemblies include one each upper and lower beam, two hooks, two cable manager kits and one cable manager extrusion when option (Y) is selected, mounting hardware.

NOTES

Foot rail and horizontal beam structures are finished in Greystone.

PRODUCT OPTIONS

Configuration	Height	Depth	Width	Worksurface Finish	Edge Trim Style	Wire Management	Legs Paint Finish
F Freestanding	42 1067mm	18 457mm	48 1219mm	Zones Worksurface Laminate	6 Straight Edge	N No	24 Greystone
S Start			60 1524mm		H Full Knife	Y Yes	25 Crisp Grey
M Middle			72 1829mm				
E End							



SAMPLE ORDER CODE

MZNTLS F	42	18	48	2T	6	Y	24
-----------------	-----------	-----------	-----------	-----------	----------	----------	-----------

DIMENSIONS CODE / MM

H	D	W
42 / 1067	18 / 457	48 / 1219
42 / 1067	18 / 457	60 / 1524
42 / 1067	18 / 457	72 / 1829

42 / 1067	18 / 457	48 / 1219
42 / 1067	18 / 457	60 / 1524
42 / 1067	18 / 457	72 / 1829

42 / 1067	18 / 457	48 / 1219
42 / 1067	18 / 457	60 / 1524
42 / 1067	18 / 457	72 / 1829

PRICING

WORKSURFACE LAMINATE

Straight Edge Full Knife Edge

FREESTANDING (F)

690	726
733	7815
761	811

START (S)

725	769
775	8368
826	901

MIDDLE (M)

461	497
497	540
532	582

END (E)

479	524
530	590
580	655

If Wire Management is specified, add 32

casual tables

casual tables

PRODUCT MAP 111

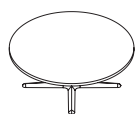
TEA TABLE BASICS 113

PRODUCT LISTING 114

product map

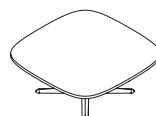
MZNTSR Low Round Tea Table

Page 114



MZNTSS Low Soft Square Tea Table

Page 115



MZNTTR High Round Tea Table

Page 116



MZNTTS High Soft Square Tea Table

Page 117

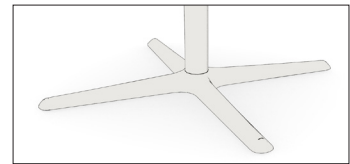


Zones Tea Tables have a metal star base leg and are ideal for lounge settings.



High Round Tea Table

- Available in two styles:
 - Low Tea Tables 406mm high, Four-Star Base similar to Club Chair
 - High Tea Tables 483mm high, Four-Star Base similar to Solo Chair

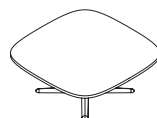


Low Round Tea Table Base



Low Round Tea Table (MZNTSR)

- Available 1067mm diameter



Low Soft Square Tea Table (MZNTSS)

- Available 1067mm deep



High Round Tea Table (MZNTTR)

- Available 762mm and 914mm diameter



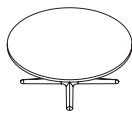
High Soft Square Tea Table (MZNTTS)

- Available 762mm and 914mm deep

M Z N T S R
Low Round Tea Table

Low Round Tea Table is 16" high, has a metal star base leg detail and is ideal for lounge settings.

WHAT'S INCLUDED
1 worksurface top, 1 leg assembly with levelers and mounting hardware



PRODUCT OPTIONS

Diameter	Worksurface Finish	Edge Trim Style	Frame Paint Finish
42 1067mm	Zones Worksurface Laminate	6 Straight Edge H Full Knife	24 Greystone 25 Crisp Grey

SAMPLE ORDER CODE

MZNTSR 42	2T	6	24
-----------	----	---	----

DIMENSIONS
CODE / MM

D
42 / 1067

PRICING

WORKSURFACE LAMINATE

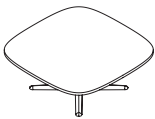
Straight Edge	Full Knife Edge
333	396

Low Soft Square Tea Table is 16" high, has a metal star base leg detail and is ideal for lounge settings.

WHAT'S INCLUDED

1 worksurface top, 1 leg assembly with levelers and mounting hardware

MZNTSS
Low Soft Square Tea Table



PRODUCT OPTIONS

Depth	Worksurface Finish	Edge Trim Style	Frame Paint Finish
42 1067mm	Zones Worksurface Laminate	6 Straight Edge H Full Knife	24 Greystone 25 Crisp Grey

SAMPLE ORDER CODE

MZNTSS 42	2T	6	24
-----------	----	---	----

DIMENSIONS
CODE / MM

D
42 / 1067

PRICING

WORKSURFACE LAMINATE

Straight Edge	Full Knife Edge
333	396

M Z N T T R
High Round Tea Table

High Round Tea Table is 19" high casual table that accommodates lounge settings and casual meeting areas.

WHAT'S INCLUDED
1 worksurface top, 1 leg assembly and mounting hardware

NOTES
No leveler option is available.



PRODUCT OPTIONS

Diameter	Worksurface Finish	Edge Trim Style	Frame Paint Finish
30 762mm 36 914mm	Zones Worksurface Laminate	6 Straight Edge H Full Knife	24 Greystone 25 Crisp Grey

SAMPLE ORDER CODE

MZNTTR 30	2T	6	24
-----------	----	---	----

DIMENSIONS
CODE / MM

D
30 / 762
36 / 914

PRICING

WORKSURFACE LAMINATE

Straight Edge	Full Knife Edge
296	329
358	417

High Soft Square Tea Table is 19" high casual table that accommodates lounge settings and casual meeting areas.

WHAT'S INCLUDED

1 worksurface top, 1 leg assembly and mounting hardware

NOTES

No leveler option is available.

M Z N T T S
High Soft Square Tea Table



PRODUCT OPTIONS

Depth	Worksurface Finish	Edge Trim Style	Frame Paint Finish
30, 36	Zones Worksurface Laminate Zones Seamless Zones Veneer	6 Straight Edge H Full Knife	24 Greystone 25 Crisp Grey

SAMPLE ORDER CODE

MZNTTS 30	2T	6	24
------------------	-----------	----------	-----------

DIMENSIONS
CODE / MM

D
30 / 762
36 / 914

PRICING

WORKSURFACE LAMINATE

Straight Edge	Full Knife Edge
296	329
358	417

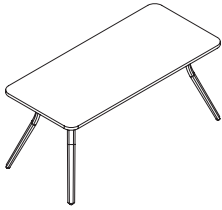
workstation
integration

workstation integration

PRODUCT MAP	121
UNDERSTANDING WORKSTATION INTEGRATION	122
SYSTEMS CANTEEN TABLE BASICS	123
DESK EDGE SCREEN BASICS	124
PLANNING WITH DESK EDGE SCREENS	125
WORKSTATION INTEGRATION FINISHES	126
PRODUCT LISTING	128

MZNTCT Systems Canteen Table – Task Height

Page 128



MZNTCB Systems Canteen Table – Bar Height

Page 130



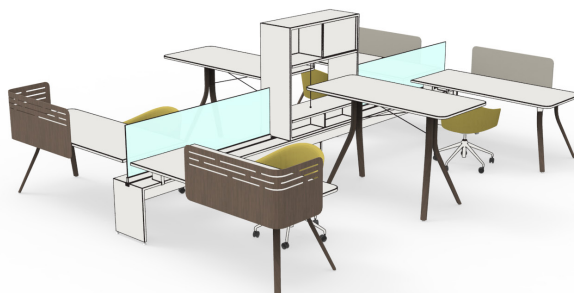
MZND CF Corner Desk Edge Screen – Fabric

Page 131



understanding workstation integration

Zones offers a collection of screens, worksurfaces with canteen legs, and tables that can be integrated into the Teknion portfolio of products.



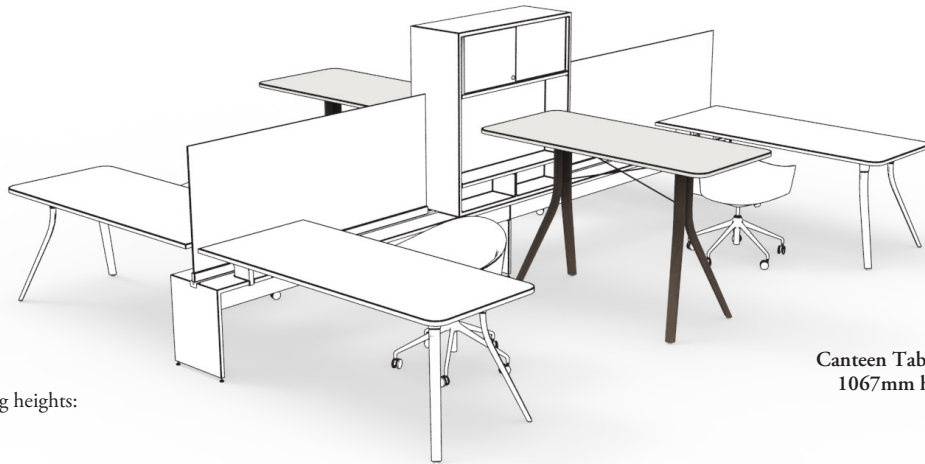
desk edge screens

- Available for flat or corner desk applications
- Available in fabric or wood (fabric shown on flat application and wood shown on corner application)
- Can be mounted to semi-suspended or freestanding desks
- 1067mm datum height

workstation integration

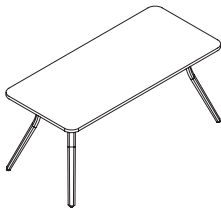
systems canteen table basics

The Zones System Canteen Table integrates into District or upStage workstations planned with Semi Supported Worksurfaces. The 3" corner radius match the radius of Semi-Supported worksurfaces.



Canteen Table Bar Height -
1067mm high (shown)

- Available in the following heights:
 - Task Height (740mm)
 - Bar Height (1067mm)
- Available with 76.2mm radius corners



Systems Canteen Table –Task Height (MZNTCT)

- Available in following sizes:
 - 610mm, 762mm, and 914mm deep
 - 1524mm, 1676mm and 1828mm wide
 - 740mm high
- Available with the following cut out options:
 - District round grommet centered on back
 - upStage rectangular cut out centered on back (grommet is not included, and must be order from the upStage catalogue)
- Available in the following edge styles:
 - Double eased edge
 - Knife edge
 - Flat edge



Systems Canteen Table –Bar Height (MZNTCB)

- Available in following sizes:
 - 762mm and 914mm deep
 - 1524mm, 1676mm and 1828mm wide
 - 1067mm high
- Available with the following grommet options:
 - District round grommet top centered
 - upStage rectangular cut out top centered (grommet is not included, and must be order from the upStage catalogue)
- Available in the following edge styles:
 - Double eased edge
 - Knife edge
 - Flat edge
- Available with or without options for:
 - International electrics

datum height

Systems Canteen Tables are available in task and bar height to allow for different meeting styles.



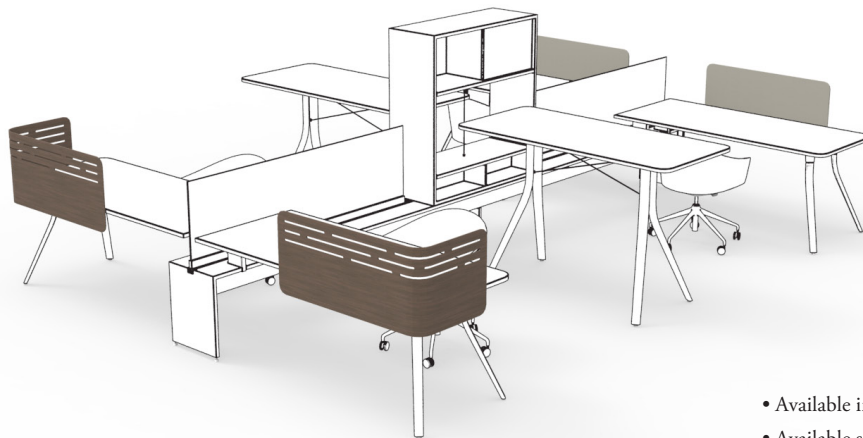
Task Height, 740mm high



Bar Height, 1067mm high

desk edge screen basics

Zones Desk Edge Screens mount to Semi-Supported Worksurfaces to provide seated privacy.



- Available in fabric
- Available straight and cornered



Corner Desk Edge Screen -Fabric (MZNDCF)

- Available in the following sizes:
 - 508mm, 740mm, 889mm and 1041mm wide
 - 508mm deep
 - 483mm high (1067mm datum)
- Material options available:
 - Fabric without slots

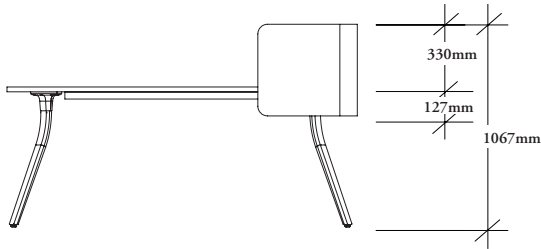
workstation integration

planning with desk edge screens

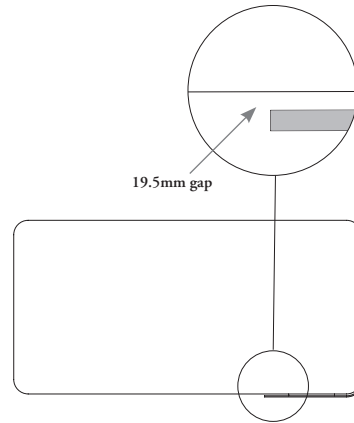
The following should be considered with planning with Desk Edge Screens.

corner desk edge screens

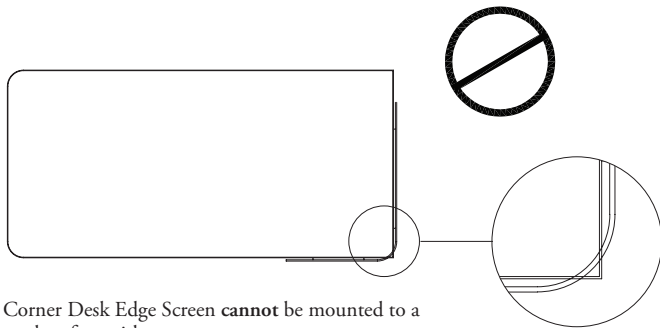
Mounts to semi-suspended worksurfaces or freestanding desks.



- 1067mm high datum (127mm below worksurface modesty)
- It is recommended that the desk edge screen be 152mm inset from either side to avoid interference with leg brackets



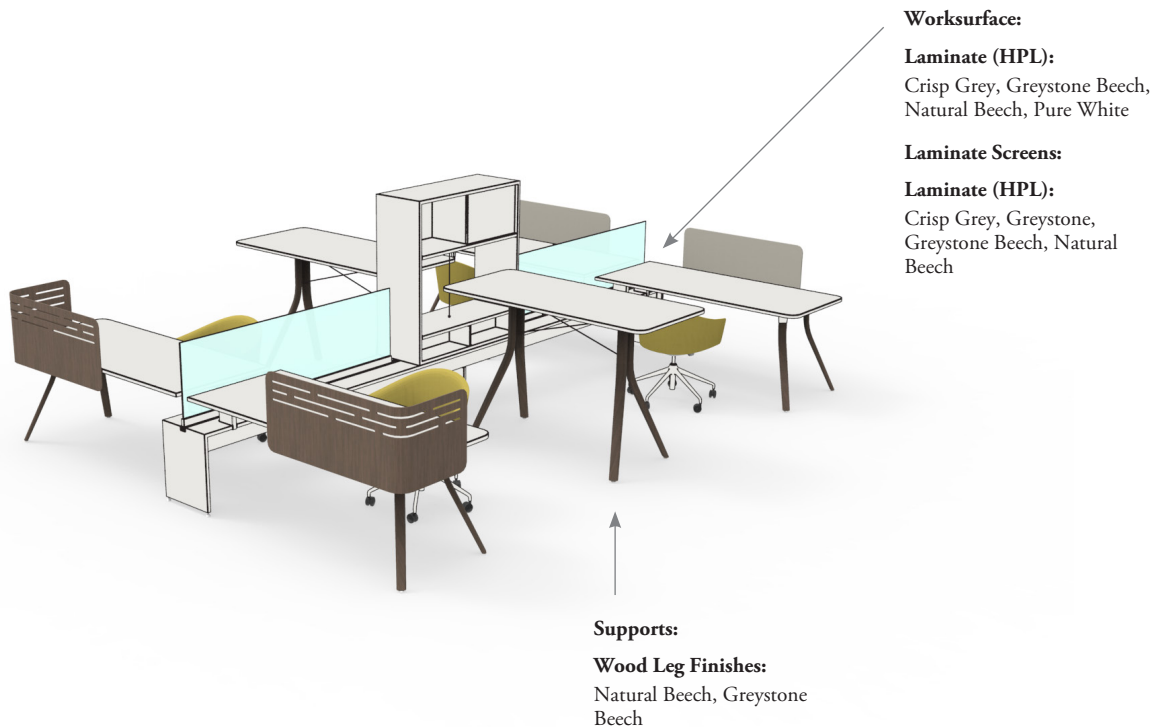
- There is a 19.5mm wire gap when mounted to a worksurface



- Corner Desk Edge Screen **cannot** be mounted to a worksurface with square corners

workstation integration finishes

The following outlines the finishes available with Zones Workstation Integrated products.



126

worksurface

Laminate (HPL):



Greystone
Beech

Natural
Beech

Crisp
Grey

Pure
White

support

Wood Leg Finish:

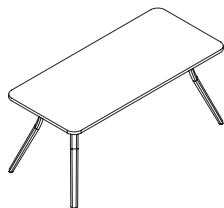


Greystone
Beech

Natural
Beech

M Z N T C T

Systems Canteen Table – Task Height



Systems Canteen Table – Task Height is a work table featuring Zones aesthetics and parameters to fit perfectly with District and upStage workstations. It combines best of both worlds by introducing Zones refinement and style into robust and highly functional systems products.

WHAT'S INCLUDED

1 worksurface top, 4 leg assemblies with levelers and mounting hardware, 1 reinforcement channel and mounting hardware, 1 grommet (if option is selected).

NOTES

Grommet Finish is not available if Cut-Out (N) Is specified.

PRODUCT OPTIONS

Depth	Width	Cut Out	Worksurface Finish
24 610mm	60 1524mm	N No Cut Out	Zones Worksurface Laminate
30 762mm	66 1676mm	D District Cut Out (Grommet included)	
36 914mm	72 1829mm		

SAMPLE ORDER CODE

MZNTCT 30	66	N	2T
------------------	-----------	----------	-----------

PRODUCT OPTIONS CONTINUED

Edge Trim Style	Leg Wood Finish	Frame Paint Finish	Grommet Finish (District Cut Out only)
6 Straight Edge	BR Greystone Beech	24 Greystone	Q Storm White
H Full Knife	BS Natural Beech	25 Crisp Grey	P Espresso
			7 Platinum
			V Very White

SAMPLE ORDER CODE CONTINUED

6	BR	24	
----------	-----------	-----------	--

See pricing on following page.

M Z N T C T

Systems Canteen Table – Task Height (Continued)

DIMENSIONS**CODE / MM**

D	W
24 / 610	60 / 1524
24 / 610	66 / 1676
24 / 610	72 / 1829
30 / 762	60 / 1524
30 / 762	66 / 1676
30 / 762	72 / 1829
36 / 914	60 / 1524
36 / 914	66 / 1676
36 / 914	72 / 1829

If Cut Out (D) is specified

PRICING**WORKSURFACE LAMINATE**

Straight Edge	Full Knife Edge
708	755
713	761
722	769
712	760
717	766
726	774
867	925
872	931
881	940

add 63

M Z N T C B

Systems Canteen Table – Bar Height

Systems Canteen Table – Bar Height is a bar height work table featuring Zones aesthetics and parameters to fit perfectly with District and upStage workstations. It combines best of both worlds by introducing Zones refinement and style into robust and highly functional systems products.

WHAT'S INCLUDED

1 worksurface top, 4 pairs of leg assemblies with levelers, mounting brackets and hardware, 1 under worksurface cover kit and retention rod kit.



PRODUCT OPTIONS

Depth	Width	Cut Out	Worksurface Finish	Edge Trim Style	Leg Wood Finish	Frame Paint Finish
30 762mm	60 1524mm	N No Cut Out	Zones Worksurface Laminate	6 Straight Edge	BR Greystone Beech	24 Greystone
36 914mm	66 1676mm 72 1829mm	Y One Center Cut Out		H Full Knife	BS Natural Beech	25 Crisp Grey

SAMPLE ORDER CODE

MZNTCB 36	66	N	2T	6	BR	24
------------------	-----------	----------	-----------	----------	-----------	-----------

DIMENSIONS

CODE / MM

D	W
30 / 762	60 / 1524
30 / 762	66 / 1676
30 / 762	72 / 1829
36 / 914	60 / 1524
36 / 914	66 / 1676
36 / 914	72 / 1829

PRICING

WORKSURFACE LAMINATE

Straight Edge	Full Knife Edge
947	1011
960	1024
973	1037
1086	1158
1098	1172
1111	1186

If Cut Out (Y) is specified

add 63

The Corner Desk Edge Screen – Fabric is a casual privacy screen that introduces a soft domestic aesthetic to systems workstation environments.

WHAT'S INCLUDED

1 corner screen with attached mounting brackets.

NOTES

Fabric will be applied in the railroad direction in select Panel and Upholstery fabrics, please refer to the *Teknion Textiles Program Guide*.

M Z N D C F Corner Desk Edge Screen – Fabric



PRODUCT OPTIONS

Height	Depth	Width	Orientation	Desk Edge Screen Fabric Finish	Bracket Finish
42 1067mm	20 508mm	20 508mm	L Left	Panel Fabric	24 Greystone
		29 737mm	R Right	Upholstery Fabric	25 Crisp Grey
		35 889mm			
		41 1041mm			

SAMPLE ORDER CODE

MZND CF 42	20	29	R	E380	24
------------	----	----	---	------	----

DIMENSIONS CODE / MM

H	D	W
42 / 1067	20 / 508	20 / 508
42 / 1067	20 / 508	29 / 737
42 / 1067	20 / 508	35 / 889
42 / 1067	20 / 508	41 / 1041

42 / 1067	20 / 508	20 / 508
42 / 1067	20 / 508	29 / 737
42 / 1067	20 / 508	35 / 889
42 / 1067	20 / 508	41 / 1041

PRICE

PANEL FABRIC

COM	Gr. 1	Gr. 2	Gr. 3
392	380	392	418
422	428	436	464
446	429	461	493
479	502	513	548

UPHOLSTERY FABRIC

COM/	Gr. 1	Gr. 2	Gr. 3	Gr. 4	Gr. 5	Gr. 7	Gr. 8	Gr. 9	Gr. 10
385	394	418	427	445	467	491	515	525	
428	436	464	473	494	519	544	572	582	
429	461	493	502	524	553	582	611	624	
502	513	548	556	582	613	644	676	689	

storage & accessories

storage & accessories

PRODUCT MAP	135
EASEL BASICS	136
COAT STORAGE BASICS	137
PRODUCT LISTING	138

product map

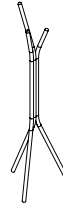
MZNAE Easel

Page 138



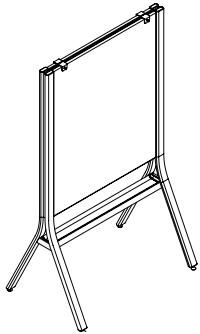
MZNAS Coat Stand

Page 140



easel basics

Zones Easels can be used in a variety of meeting and lounge settings to provide a writable, tackable surface or add technology functionality.



Easel (MZNAE)

- Provides casual space division and a vertical working surface
- Available 914mm, 1219mm and 1524mm wide
- Overall heights include:
 - 1889mm with casters
- Surface finishes include:
 - Whiteboard
 - Chalkboard
- Each side can be specified with a different finish
- Available with or without a flip chart rail

Paint Finish:



Greystone

Crisp
Grey

Wood Finish:

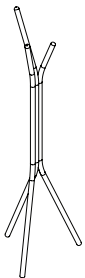


Greystone
Beech

Natural
Beech

coat storage basics

Zones offers a stationary and portable storage solution for coats and other personal items.



Coat Stand (MZNAS)

- Provides an adaptable solution for coat storage

Paint Finish:



Greystone

Crisp
Grey

Wood Finish:

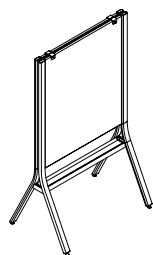


Greystone
Beech

Natural
Beech

M Z N A E

Easel



The Easel provides casual space division in an open plan as well as a writable or tackable surface for active collaborative environments.

WHAT'S INCLUDED

4 legs with attachment hardware pre-assembled, levelers or casters, 2 horizontal beams, 1 tray, 2 fascias with mounting hardware (whiteboard, chalkboard or tackable as specified), and flip chart rail with hooks (if specified), lower shelf (if specified).

NOTES

4 hooks included if Flip Chart is specified.

PRODUCT OPTIONS

Configuration	Width	Flip Chart Rail	Side A Finish
C Casters	36 914mm 48 1219mm 60 1524mm	N No Y Yes	WWWB Whiteboard CCCB Chalkboard

SAMPLE ORDER CODE

MZNAE F	36	N	K671
----------------	-----------	----------	-------------

PRODUCT OPTIONS CONTINUED

Side B Finish	Leg Wood Finish	Paint Finish
WWWB Whiteboard CCCB Chalkboard	BR Greystone Beech BS Natural Beech	24 Greystone 25 Crisp Grey

SAMPLE ORDER CODE

WWWB	BR	25
-------------	-----------	-----------

See pricing on following page.

M Z N A E
Easel (Continued)

DIMENSIONS CODE / MM	PRICING	
	SIDE "A"	
W	Whiteboard	Chalkboard
36 / 914	1022	891
48 / 1219	1123	939
60 / 1524	1232	971
	SIDE "B"	
	Whiteboard	Chalkboard
36 / 914	131	0
48 / 1219	184	0
60 / 1524	262	0

If Flip Chart Rail (Y) is specified add 26

M Z N A S
Coat Stand

Coat Stand provides unobtrusive and convenient storage for coats, hats and other personal items.

WHAT'S INCLUDED
1 Ready to assemble Coat Stand Kit



PRODUCT OPTIONS

Finish
BR Greystone Beech
BS Natural Beech

SAMPLE ORDER CODE

MZNAS BR

PRICING

391

lighting, electrics &
wire management

lighting, electrics & wire management

PRODUCT MAP	145
CASUAL POWER BASICS	146
WORKSURFACE USER-EDGE USB HUB WITH LONG WORKSHOP TABLES BASICS	147
CABLE MANAGEMENT BASICS	148
PLANNING WITH CABLE MANAGEMENT	149
WORKSHOP TABLE ELECTRICS BASICS	150
PLANNING WITH WORKSHOP TABLE ELECTRICS	151
PLANNING WITH LEDGE TABLE ELECTRICS	156
PRODUCT LISTING	158

lighting, electrics & wire management

product map

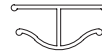
MZNEN Power Cable Manager

Page 158



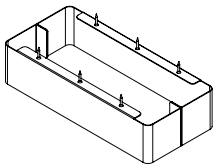
MZNEM Screen Cable Manager

Page 159



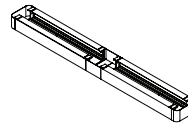
MZNES Workshop Table Cable Skirt

Page 160



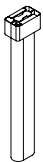
MZNEH Workshop Table Cable Box

Page 161



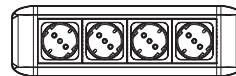
MZNEC Workshop Table Cable Manager

Page 162



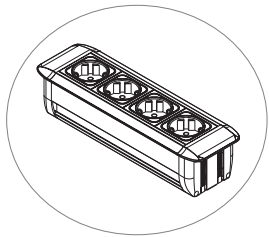

MZNBL4 Netbox Line 4-Gang

Page 163



casual power basics

Zones provides options for casual power access.

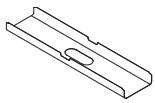


Netbox Line 4-Gang (MZNBL4)

- Provides above worksurface power and USB access
- Can mount to a worksurface, table or a table runner
- Available in three configurations:
 - 2 Power, 4 USB Charger
 - 3 Power, 2 USB Charger
 - 4 Power, 0 USB Charger

worksurface user-edge usb hub with long workshop tables basics

Zones Tables are available with options for USB access below the worksurface.




Workshop Table Wire Manager Cover (MZNEW)

- Used with Workshop Tables to manage USB cables
- Available on 1218mm and 1524mm deep tables

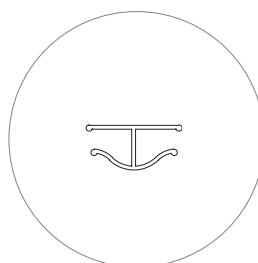
cable management basics

Zones offers a variety of cable management solutions that can be mounted to Enclosures, Screens or Tables.



Power Cable Manager (MZZEN)

- Mounts to the bottom trim on an Enclosure for horizontal cable management or can be used to route cables down a Canteen Table leg
- Available in one, three or five piece configuration
- 609mm long
- Always finished in Black



Screen Cable Manager (MZNEM)

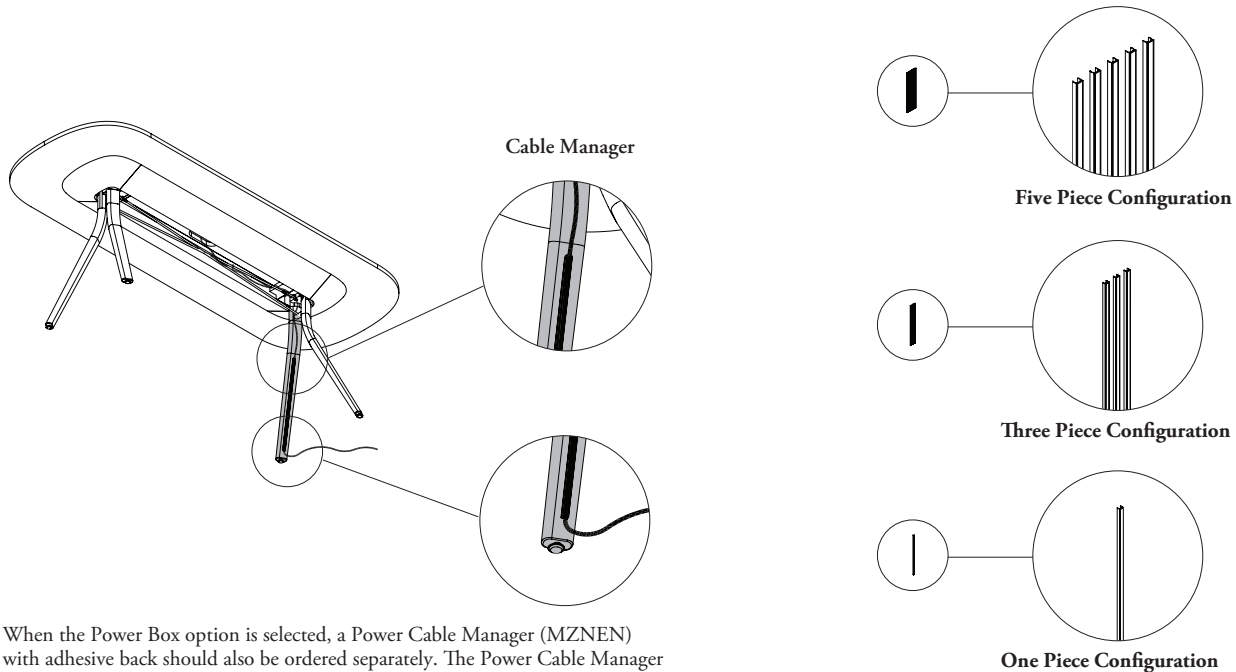
- Mounts to the bottom trim on an Enclosure or Screen to route multiple cables along the trim
- Available:
 - Small (8 pieces)
 - Medium (12 pieces)
 - Large (16 pieces)

lighting, electrics & wire management

planning with cable management

The following should be considered when planning with Zones cable management.

power cable manager

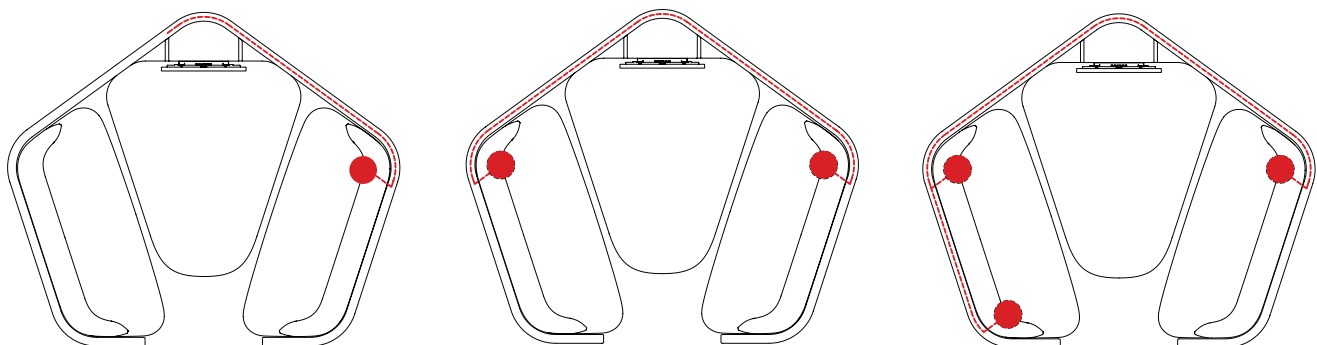


When the Power Box option is selected, a Power Cable Manager (MZNEN) with adhesive back should also be ordered separately. The Power Cable Manager (MZNEN) routes down the inside of the leg.

screen cable manager

When planning with the Screen Cable Manager the amount of bends in the Enclosure or Screen will determine what size of Screen Cable Manager is needed.

Example: Lounge Meeting Zone-Four (shown)




If cable management is required for two bends, small is required.

If cable management is required for three bends, medium is required.

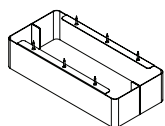
If cable management is required for four bends, large is required.

workshop table electrics basics

Zones below worksurface electrics allow for wire management and below worksurface power.

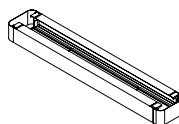


Below worksurface electrics are only available on Workshop Tables.



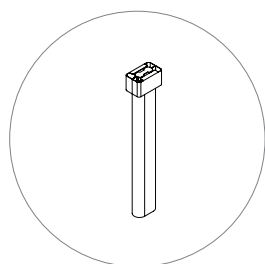
Workshop Table Cable Skirt (MZNES)

- Provides a visual cover for under worksurface electrics and wire management
- Available on all Workshop Tables



Workshop Table Cable Box (MZNEH)

- Provides a higher aesthetic full cover for all under worksurface electrics and wire management
- Available on all Workshop Tables



Workshop Table Cable Manager (MZNEC)

- Used to provide vertical cable management below the worksurface
- Available in all Workshop Tables
- Available in Black only
- Adjustable top mount to accommodate 635mm and 740mm high Workshop Tables

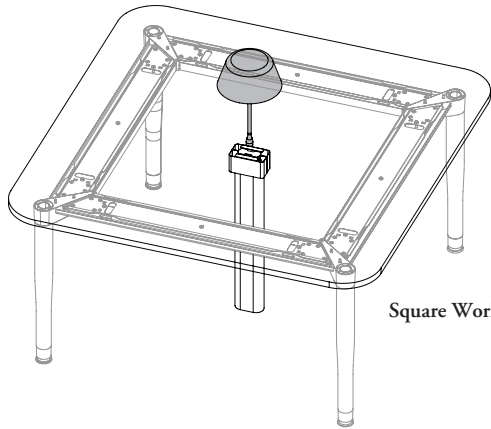
Electrical Finish:



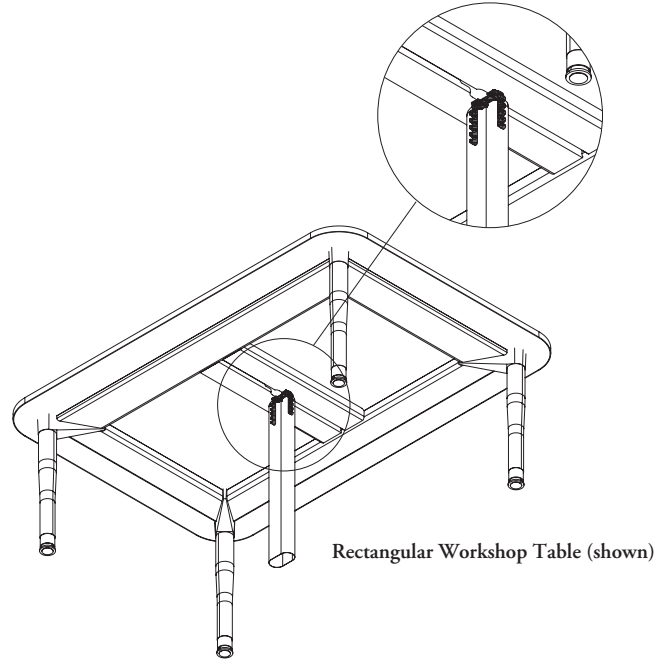
lighting, electrics & wire management

planning with workshop table electrics

Workshop Table Cable Manager (MZNEC)



Square Workshop Table (shown)



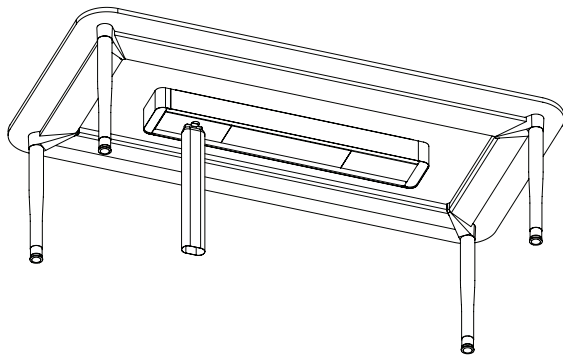
Rectangular Workshop Table (shown)

When the Workshop Table Cable Manager is specified with a Table Lamp, the Workshop Table Cable Manager (MZNEC) includes the brackets required to mount the Table Lamp on to the Square Workshop Tables (MZNTWS) or Round Workshop Table (ZNTWR).

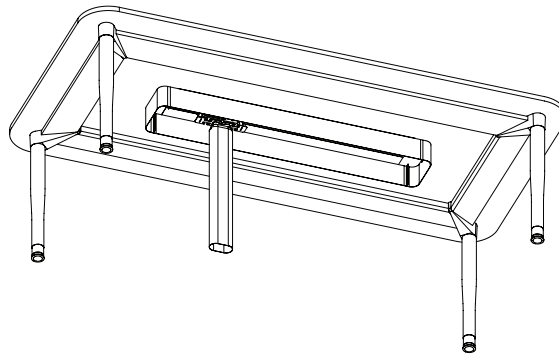
The Workshop Table Cable Manager has top mounting clips to adjust the height to accommodate Dialogue and Task Height Workshop Tables.

Workshop Table Cable Box (MZNEH) and Workshop Table Cable Skirt (MZNES)

At standing or sitting height the aesthetics of the electrical box and skirt look the same, however the Workshop Table Cable Box comes with doors to conceal cables whereas the Workshop Table Cable Skirt does not.



Workshop Table Cable Box (MZNEH)

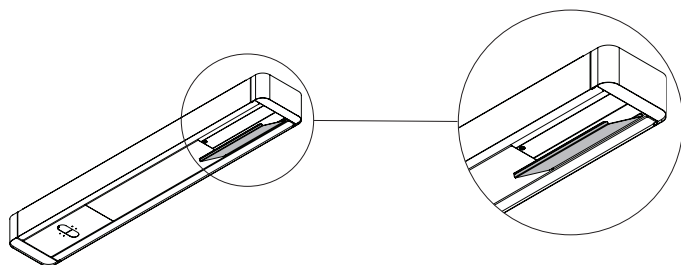


Workshop Table Cable Skirt (MZNES)

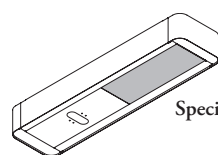
planning with workshop table electrics (continued)

Workshop Table Cable Box (MZNEH)

The Workshop Table Cable Box includes a movable flip down door that is attached with magnets and allows access to the Power Bar mounted inside the box and a movable cable cut out panel that allows cables to route to the floor.

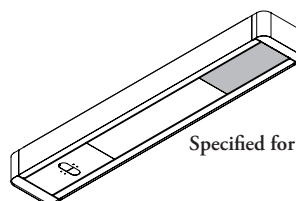


The door and cut out can be in four locations along the box to help align with floor monuments.



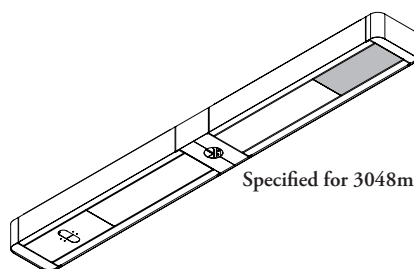
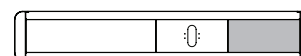

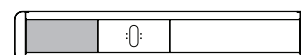

914mm wide x 229mm deep x 114mm high

Specified for 1828mm wide tables



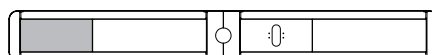
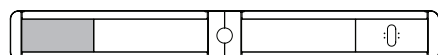
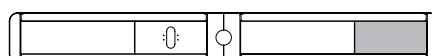
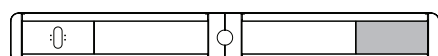
1372mm wide x 229mm deep x 114mm high

Specified for 2438mm wide tables



1828mm wide x 229mm deep x 114mm high

Specified for 3048mm wide tables



lighting, electrics & wire management

planning with workshop table electrics (continued)

The following outlines the electrical and lighting options available on Workshop Tables.

Round Workshop Table (MZNTWR)

29" high table shown

above worksurface

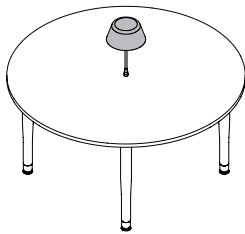
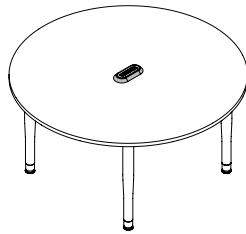
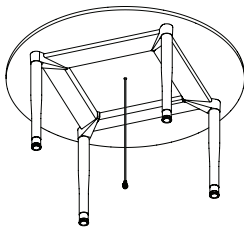


Table Lamp (ZNETL)

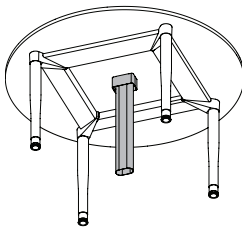


Power Box (MZNBL4)

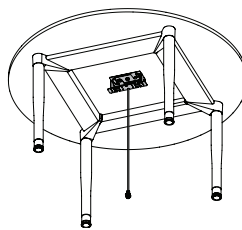
below worksurface



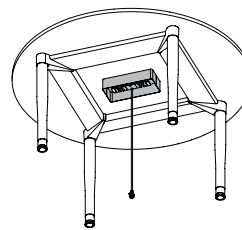
No cable management,
cable will be visible



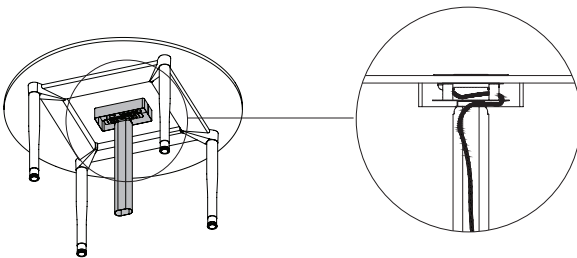
Workshop Table Cable
Manager (MZNEC)
Cable will be concealed



No cable management,
cable will be visible



Workshop Table Cable Skirt
(MZNES)
Power Boxes will be concealed,
cable will be visible



Workshop Table Cable
Skirt (MZNES) and
Workshop Table Cable
Manager (MZNEC)
CALA Power Module
will be concealed

planning with workshop table electrics (continued)

Square Workshop Table (MZNTWS)

740mm high table shown

above worksurface

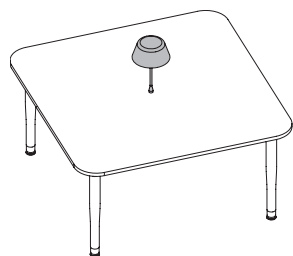
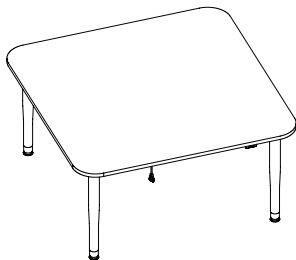
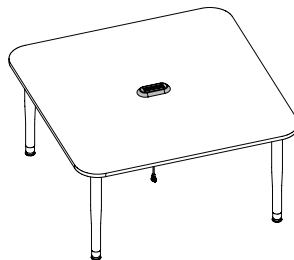


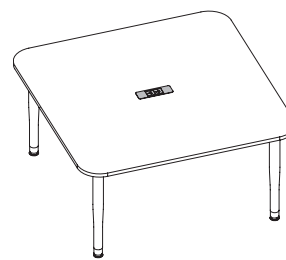
Table Lamp (ZNETL)



User-Edge USB Hub (YEUSB)

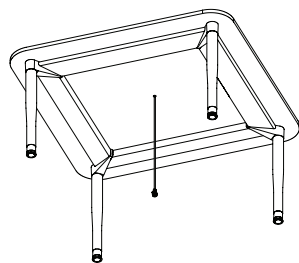


Power Box (MZNBL4)

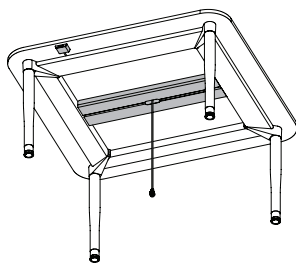


CALA Power Module (ZNEB)

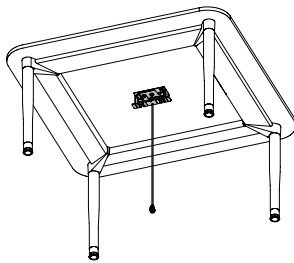
below worksurface



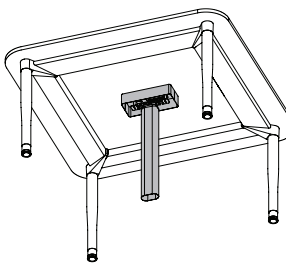
No cable management,
cable will be visible



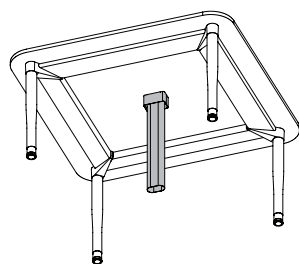
Workshop Table Wire
Manager Cover (ZNEW)
Cable will be concealed under the
table but visible to the floor



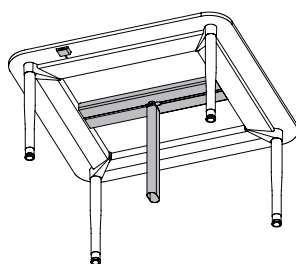
No cable management,
Cable will be visible



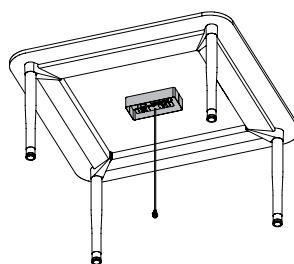
Workshop Table Cable
Skirt (MZNES)
and Workshop Table Cable
Manager (MZNEC)
Power Boxes and cable
will be concealed



Workshop Table Cable
Manager (MZNEC)
Cable will be concealed



Workshop Table Wire
Manager Cover (ZNEW)
and Workshop Table Cable
Manager (MZNEC)
Cable will be concealed



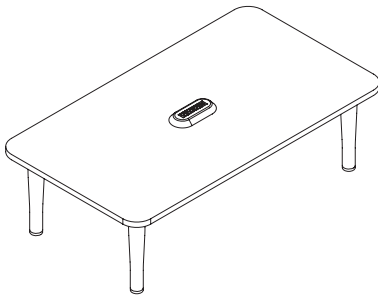
Workshop Table Cable Skirt
(MZNES)
Power Boxes will be concealed,
cable will be visible

planning with workshop table electrics (continued)

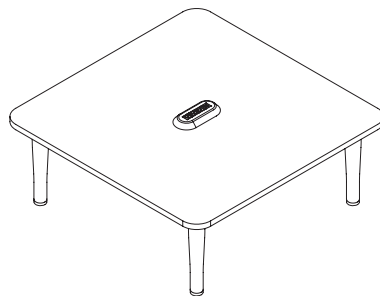
Lounge Workshop Tables

16" high tables shown

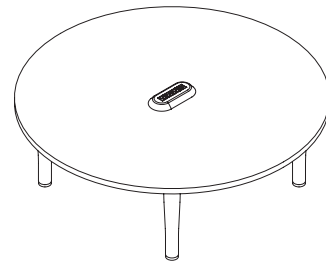
above worksurface



Rectangular Lounge Workshop Table (MZNTWG)
Power Boxes and cables will be visible



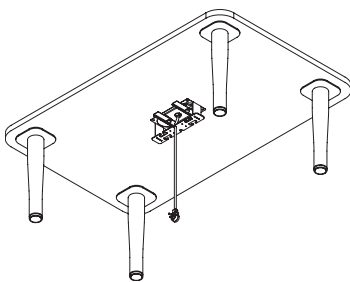
Square Lounge Workshop Table (MZNTWE)
Power Boxes and cables will be visible



Round Lounge Workshop Table (MZNTWC)
Power Boxes and cables will be visible

below worksurface

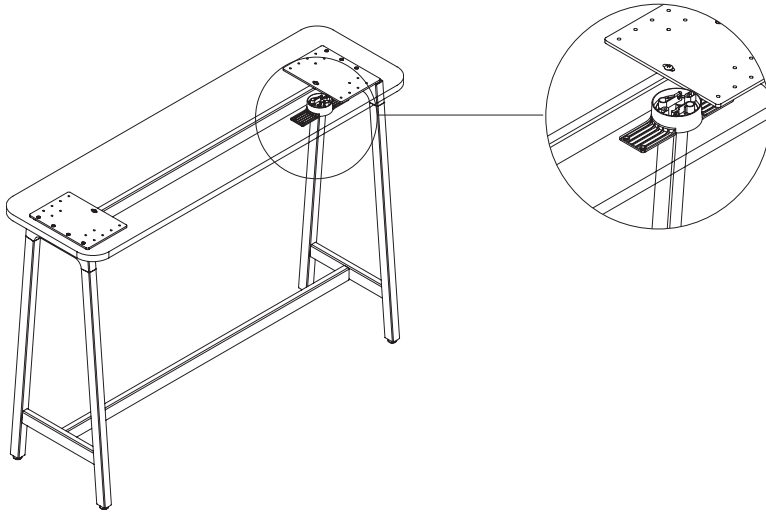
- Lounge Workshop Tables are 16" off of the floor and include wire management cut out if a Power Box is specified.
- The following power and wire management **cannot** be used on the rectangular, square or round lounge workshop table:
 - Workshop Table Cable Manager (MZNEC)
 - Workshop Table Cable Box (MZNEH)
 - Workshop Table Cable Skirt (MZNES)



No cable management, cable will be visible


planning with ledge table electrics

The Zones Ledge Table is available with the options for specifying electrics and cable management.



The Ledge Table can be specified with a cable wrap and a wire manager.

M Z N E N
Power Cable Manager



The Power Cable Manager mounts to the bottom trim on an Enclosure for horizontal cable management or can be used to route cables down a Canteen leg.

WHAT’S INCLUDED

Cable manager extrusion with PSA mounting tape.

NOTES

Used with Canteen tables/Settings, can be cut onsite.

Defaults to Black.

PRODUCT OPTIONS

Configuration	Length
1 One Piece 3 Three Piece 5 Five Piece	24 610mm

SAMPLE ORDER CODE

MZNEN 1	24
---------	----

DIMENSIONS
CODE / MM

L
24 / 610

PRICING

One Piece	Three Piece	Five Piece
12	23	38

Screen Cable Manager provides clear wire management in situations when the Compact Power Bar is used.

WHAT'S INCLUDED

Small 2 x 24" long cable manager and
8 x 2" long cable manager

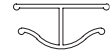
Medium 4 x 24" long cable manager and
12 x 2" long cable manager

Large 6 x 24" long cable manager and
16 x 2" long cable manager

NOTES

Can be cut to size on-site as required.

All have self-adhesive foam tape for mounting.



M Z N E M Screen Cable Manager

PRODUCT OPTIONS

Configuration

S Small

M Medium

L Large

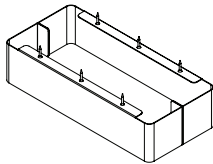
SAMPLE ORDER CODE

MZNEM S

PRICING

Small (S)	Medium (T)	Large (L)
63	95	116

M Z N E S
Workshop Table Cable Skirt



The Workshop Table Cable Skirt provides a visual cover to all under worksurface electrics and wire management.

WHAT’S INCLUDED
Complete assembly with mounting hardware and wire management kit.

NOTES
Available for Workshop Table only.

PRODUCT OPTIONS

Table Style	Finish
S Square/Round Workshop Table	24 Greystone 25 Crisp Grey

SAMPLE ORDER CODE

MZNES S	24
---------	----

PRICING

53

The Workshop Table Cable Box provides a high aesthetic full cover for all under worksurface electrics and wire management.

WHAT'S INCLUDED

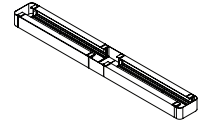
Pre-assembled Cable Box (1 piece for (T) Table Styles, 2 pieces for (R) Table Style) with wire management brackets, mounting hardware and removable bottom covers.

NOTES

Used with workshop tables.

M Z N E H

Workshop Table Cable Box



PRODUCT OPTIONS

Table Style	Finish
T Rectangular Workshop Table W96" (2438mm) W	24 Greystone
R Rectangular Workshop Table W120" (3048mm) W	25 Crisp Grey
D Rectangular Dialogue Workshop Table W72" (1828mm) W	
K Rectangular Dialogue Workshop Table W96" (2438mm) W	

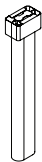
SAMPLE ORDER CODE

MZNEH T	24
----------------	-----------

PRICING

Rectangular Workshop Table 96" wide (T)	Rectangular Workshop Table 120" wide (R)	Rectangular Dialogue Workshop Table 72" wide (D)	Rectangular Dialogue Workshop Table 96" wide (K)
264	290	237	264

M Z N E C
Workshop Table Cable Manager



The Workshop Table Cable Manager vertically routes cables from the worksurface to the floor.

WHAT’S INCLUDED

1 Workshop Table Cable Manager with mounting brackets and hardware.

- MZNECTS2 Piece Bracket
- 4 Wood Screws + 4 Sheet Metal Screws
- MZNECTR4 Sheet Metal Screws

NOTES

Used with Workshop tables;
Defaults to Black.
Table style refers to the bracket that is used with the slinky and lamp on round/square tables

PRODUCT OPTIONS

Height	Table Style
T Task	S Square/Round Workshop Table R Rectangular Workshop Table G Long Workshop Table

SAMPLE ORDER CODE

MZNEC T	R
---------	---

PRICING

Square/Round Workshop Table	Rectangular Workshop Table	Long Workshop Table
169	169	169

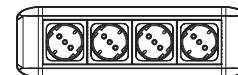
WHAT'S INCLUDED

1 Netbox with mounting hardware and 3 meter long starter cable.

NOTES

Frame is defaulted in silver.

Starter cable access from bottom

M Z N B L 4**Netbox Line 4-Gang****PRODUCT OPTIONS**

Power	Country	USB Charger	Module Finish
P2 2 Power	01 GB	U0 0 USB	B Black
P3 3 Power	02 Schuko	U2 2 USB	W White
P4 4 Power	03 EU	U4 4 USB	
	04 Thailand		
	05 USA		
	06 Australia		
	07 International		
	08 China		
	09 India 3 Pin		

SAMPLE ORDER CODE

MZNBL4 P2	01	U4	B
------------------	-----------	-----------	----------

POWER

Netbox Line 4-Gang, 2 Power
Netbox Line 4-Gang, 3 Power
Netbox Line 4-Gang, 4 Power

PRICING

0 USB Charger	2 USB Charger	4 USB Charger
N/A	N/A	927
N/A	660	N/A
394	N/A	N/A

understanding seating

understanding seating

UNDERSTANDING ZONES SEATING. 166

PLANNING WITH ZONES MULTI-USE SEATING 168

PLANNING WITH ZONES SOFT SEATING 170

understanding zones seating

Zones is a complete and cohesive collection that populates or pollinates across the entire office landscape. Included are more than 20 seating solutions which individually and collectively reflect Zones' poetic expression of a humanistic work culture.

166

- Zones seating is proportioned to accommodate the growing needs of the North American market and tested to ANSI/BIFMA standards.
- All Standard Upholstery Fabrics will be applied Off-the-Bolt with the exception of sofas and benches which are applied Railroaded. (See *Fabric Direction Guidelines* page in the *Textiles & Finishes + Materials* section for more information)

multi-use seating

A collection of benches, arm chairs and stools that can be used in a variety of locations. They are planned around Zones tables, used in Enclosures or blended with other product lines.



arm chair, side chair and side stool

Arm Chairs and Side Chairs reflect Zones' characteristic domesticity and materiality without sacrificing today's need for performance in various work environments.

The Arm Chair is a modern mixed-material interpretation of a classic all-wood chair.

The Side Chair is more casual and appropriate for more compact spaces.



benches

Shared benches convey a sense of community and act as a natural humanizing touch point, best suited around a Workshop Table.



backless stools

Stools at task, bar and counter heights provide a casual aesthetic to commercial workplaces or hospitality spaces.

Counter and bar height stools allow the user to be at a closer eye level to someone standing.

Mixing seating heights helps to architecturally break up large spaces.

understanding zones seating (continued)

soft seating

A collection of club chairs, sofas and lounge chairs that can be used in a variety of locations. They can be planned around Zones tables or used in Enclosures.



club chairs

There are four variations that integrate while simultaneously answering different functional seating needs for focused and collaborative spaces.

They provide freedom to select multiple coordinating seating solutions across a floorplate.

planning with zones multi-use seating

The beauty of Zones Multi-Use Seating is its ability to mix with Tables or Enclosures to create both formal and casual environments that cater to users functional needs and designers aesthetic visions.

168

The large variety of Multi-Use Seating options in Zones provides the ability to create both formal and casual environments.



Creating different seating heights in adjacent areas adds variety, depth and delineation of space. The variety of options allows for the expression of an aesthetic vision, the level of formality, the short or long term ergonomics needs, and the desired price point.



Adding backless stool to the ends of tables provides for larger meetings, for side sitting postures. The visual variety encourages others to join the group.

Varying landscapes can be created in the open plan by combining work, counter and bar height layouts.

planning with zones multi-use seating (continued)

169



Arm chairs provide additional support and substance around a table. Low stacking stools provide casual overflow seating and the all-wood version can double as a quick side-table.



Placing Arm Chairs at the head of the table indicates stature or hierarchy while Side Chairs are used along the table length. Benches can be used at the perimeter wall for over flow seating.

planning with zones soft seating

The beauty of Zones Soft Seating is its ability to mix with Tables, Enclosures and other products to create settings that cater to users functional needs and designers aesthetic visions. The variety of options allow them to be used across an entire floor plate, both inside and outside of Enclosures.

170



The Club Chair Swivel Tilt with 5-Star Base is height-adjustable which is ideal for touch down stations. Other seating and tables can be used to utilize the space outside of Enclosures.



Club Chairs with 4-Wood Legs are an ideal guest chair solution in private offices.

multi-use seating

multi-use seating

PRODUCT MAP	175
-----------------------	-----

ZONES ARM CHAIR OVERVIEW	176
ZONES ARM CHAIR DIMENSIONS & MATERIAL REQUIREMENTS . .	177
ZONES ARM CHAIR PRODUCT LISTING	178

ZONES SIDE CHAIR OVERVIEW	180
ZONES SIDE CHAIR DIMENSIONS & MATERIAL REQUIREMENTS . .	181
ZONES SIDE CHAIR PRODUCT LISTING	182

ZONES SIDE STOOL OVERVIEW	184
ZONES SIDE STOOL DIMENSIONS & MATERIAL REQUIREMENTS . .	185
ZONES SIDE STOOL PRODUCT LISTING	186

ZONES HIGH BACKLESS STOOL OVERVIEW	188
ZONES HIGH BACKLESS STOOL DIMENSIONS & MATERIAL REQUIREMENTS	189
ZONES HIGH BACKLESS STOOL PRODUCT LISTING	190

ZONES BENCH OVERVIEW	192
ZONES BENCH DIMENSIONS & MATERIAL REQUIREMENTS	193
ZONES BENCH PRODUCT LISTING	194

ZONES STACKING LOW BACKLESS STOOL OVERVIEW	196
ZONES STACKING LOW BACKLESS STOOL DIMENSIONS & MATERIAL REQUIREMENTS	197
ZONES STACKING LOW BACKLESS STOOL PRODUCT LISTING . . .	198

product map

MMZNMGZ Zones Arm Chair – 4-Wood Legs, Plastic Back

Page 178



MZNMCZ Zones Side Chair – 4-Wood Legs, No Arms, Plastic Back


Page 182



175

MZNMDZ Zones Side Stool – 4-Wood Legs, No Arms, Plastic Back

Page 186



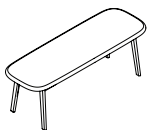
MZNMTU Zones High Backless Stool – 4-Wood Legs, Upholstered

Page 190



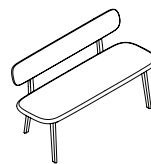
MZNMAU Zones Bench – No Back, 4-Wood Legs, Upholstered

Page 194



MZNMB Zones Bench – With Back, 4-Wood Legs

Page 195



MZNMSU Zones Stacking Low Backless Stool – 4-Wood Legs, Upholstered

Page 198



MZNMSW Zones Stacking Low Backless Stool – 4-Wood Legs and Wood Seat

Page 199

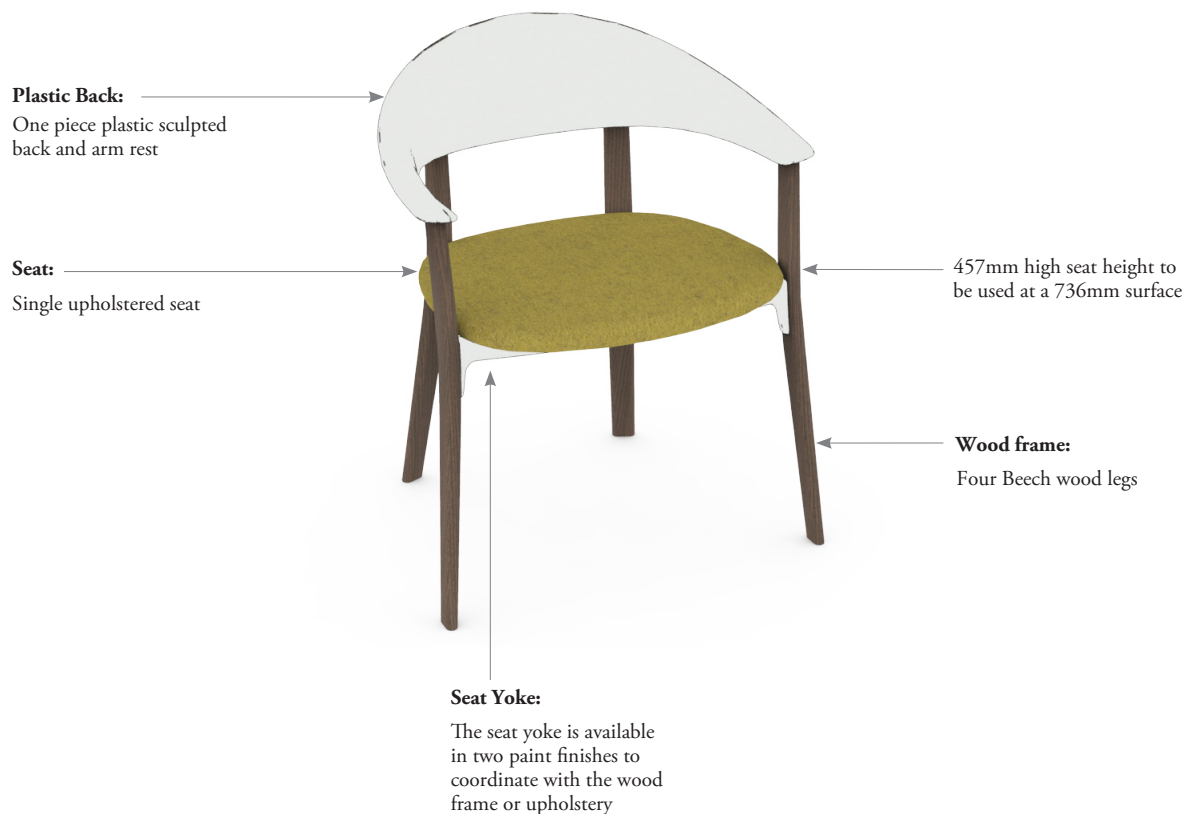


zones arm chair overview

Zones Arm Chairs are a new-fashioned interpretation of an old-world wood chair. The one-piece, plastic, sculpted back elegantly twists to form armrests that connect to the Beech wood legs without visible fasteners. The signature curved legs of the Zones Arm Chairs coordinate with the Stools, Canteen Tables, Easel, Coat Rack and other products in the extensive Zones collection.

MZNMGZ

176



The following finishes are available on Zones Arm Chair, 4-Wood Legs, Plastic Back.

Plastic Back Finish:



Greystone Crisp Grey

Seat Yoke Metal Finish:



Greystone Crisp Grey

Wood Frame Finish:



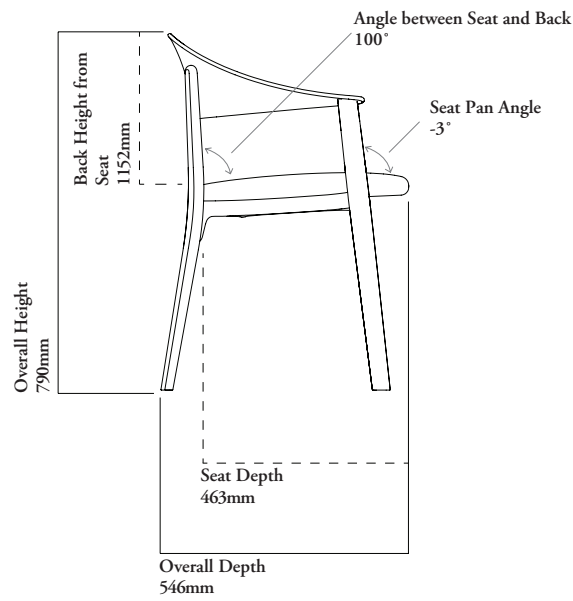
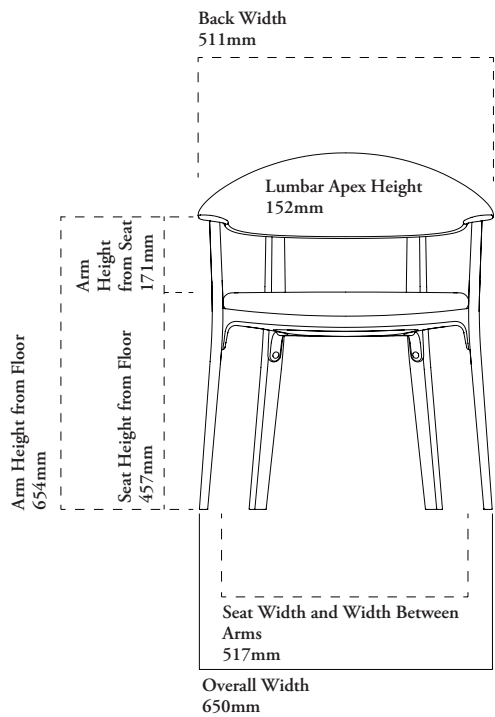
Greystone Beech Natural Beech

zones arm chair dimensions & material requirements

• Zones Arm Chairs have been designed and tested for users weighing up to 300 lbs

WEIGHT

Zones Arm Chair,
4-Wood Legs, Plastic Back 17 lbs



COM/COL Material Requirement

More yardage may be required depending upon the upholstery pattern, repeat, directionality and pattern matching. Leather yield varies from 60-80% and may be affected by the quality of the COL including location and quantity of blemishes, size and shape of hide. The size of the sewing pattern and the number of units ordered may also impact yield. Always round-up to the next hide.

SINGLE UPHOLSTERED

	COM [yards]	COL [sq. ft]
Zones Arm Chair	3/4	4.4

M Z N M G Z

Zones Arm Chair – 4-Wood Legs, Plastic Back

FEATURES

- 736mm worksurface or table height
- One-piece plastic sculpted back and armrest
- Four Beech laminate wood legs
- Seat yoke has two paint finish options, to allow coordination with wood frame
- Multi-surface, non-marking glides
- Non-stacking
- Fully assembled

178



PRODUCT OPTIONS

Seat Upholstery Finish	Plastic Back Finish	Wood Frame Finish	Seat Yoke Paint Finish
Fabric	Z1 Greystone	BR Greystone Beech	24 Greystone
Leather	Z2 Crisp Grey	BS Natural Beech	25 Crisp Grey

SAMPLE ORDER CODE

MZNMGZ E515	Z2	BS	25
--------------------	-----------	-----------	-----------

PRICE

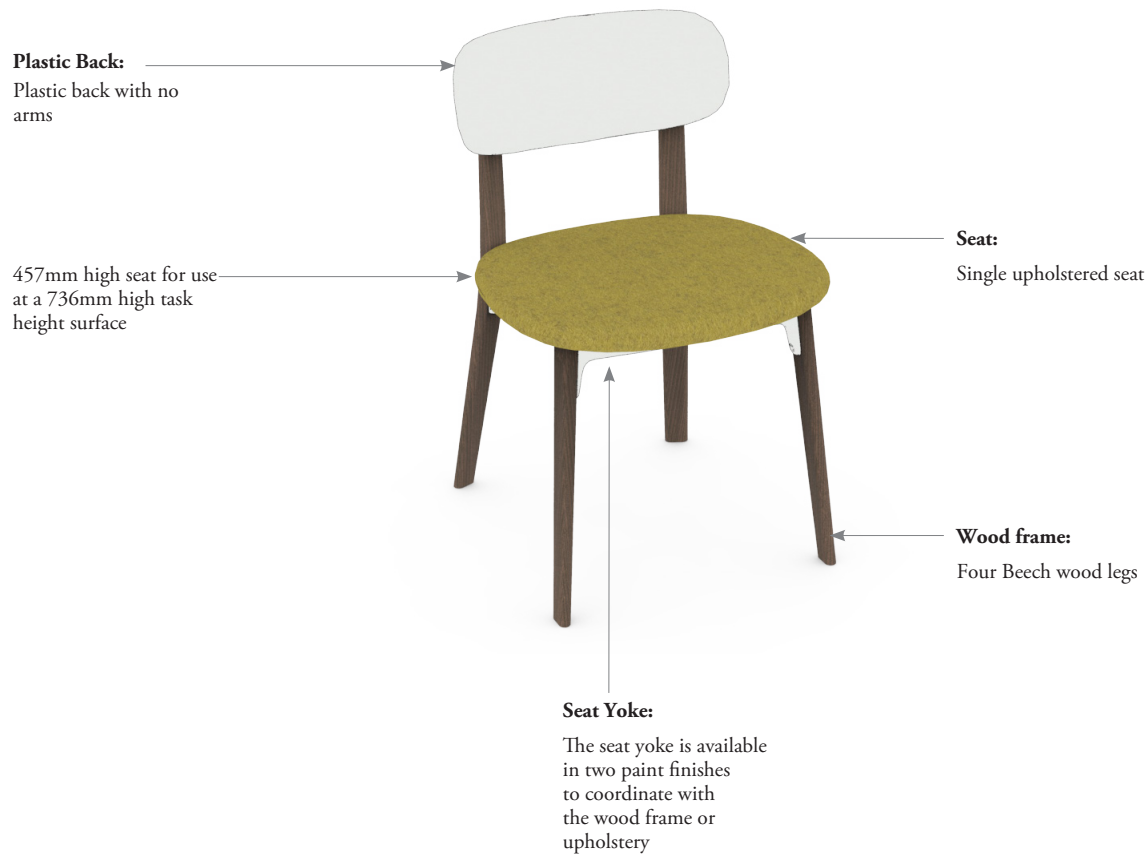
Grade 1	COM/ Grade 2	COL/ Grade 3	Grade 4	Grade 5	Grade 6	Grade 7	Grade 8	Grade 9	Grade 10	Grade 16
730	734	740	744	747	750	754	759	763	767	809
Leather LA										
794										

zones side chair overview

The Zones Side Chair is a familiar form that integrates within traditional hospitality settings and contemporary, corporate collaborative or workshop spaces. The simple, one-piece, plastic back invisibly connects to the Beech wood legs. The footprint of the Side Chair is more compact than the Arm Chair.

MZNM CZ

180



The following finishes are available on Zones Side Chair, 4-Wood Legs, No arms, Plastic Back.

Plastic Back Finish:



Greystone Crisp Grey

Seat Yoke Metal Finish:



Greystone Crisp Grey

Wood Frame Finish:

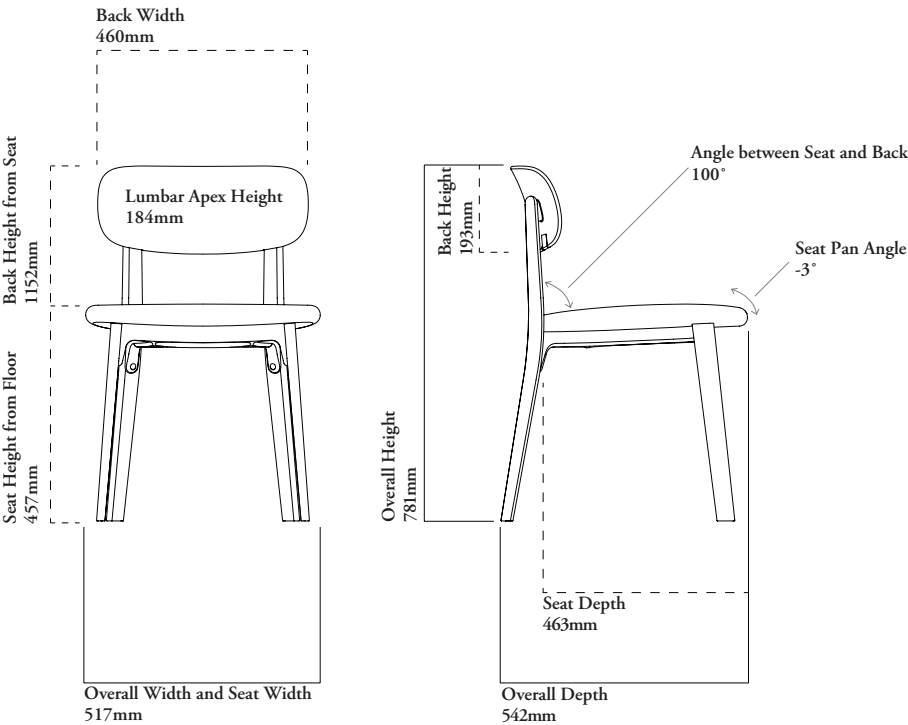


Greystone Beech Natural Beech

zones side chair dimensions & material requirements

• Zones Side Chairs have been designed and tested for users weighing up to 300 lbs

WEIGHT	
Zones Side Chair, 4-Wood Legs, No arms, Plastic Back	15 lbs



COM/COL Material Requirement

More yardage may be required depending upon the upholstery pattern, repeat, directionality and pattern matching. Leather yield varies from 60-80% and may be affected by the quality of the COL including location and quantity of blemishes, size and shape of hide. The size of the sewing pattern and the number of units ordered may also impact yield. Always round-up to the next hide.

	SINGLE UPHOLSTERED	
	COM [yards]	COL [sq. ft]
Zones Side Chair	3/4	4.4

M Z N M C Z

Zones Side Chair – 4-Wood Legs, No Arms, Plastic Back

FEATURES

- 457mm seat height for 736mm high table surface
- Contemporary plastic back, no arms
- Laminated Beech wood frame (legs)
- Seat yoke has two paint finish options to allow coordination with wood frame finish or upholstery finish
- Single Upholstered Seat
- Multi-surface, non-marking glides
- Non-stacking
- Fully assembled

182



PRODUCT OPTIONS

Seat Upholstery Finish	Plastic Back Finish	Wood Frame Finish	Seat Yoke Paint Finish
Fabric	Z1 Greystone	BR Greystone Beech	24 Greystone
Leather	Z2 Crisp Grey	BS Natural Beech	25 Crisp Grey

SAMPLE ORDER CODE

MZNM CZ E515	Z2	BS	25
---------------------	-----------	-----------	-----------

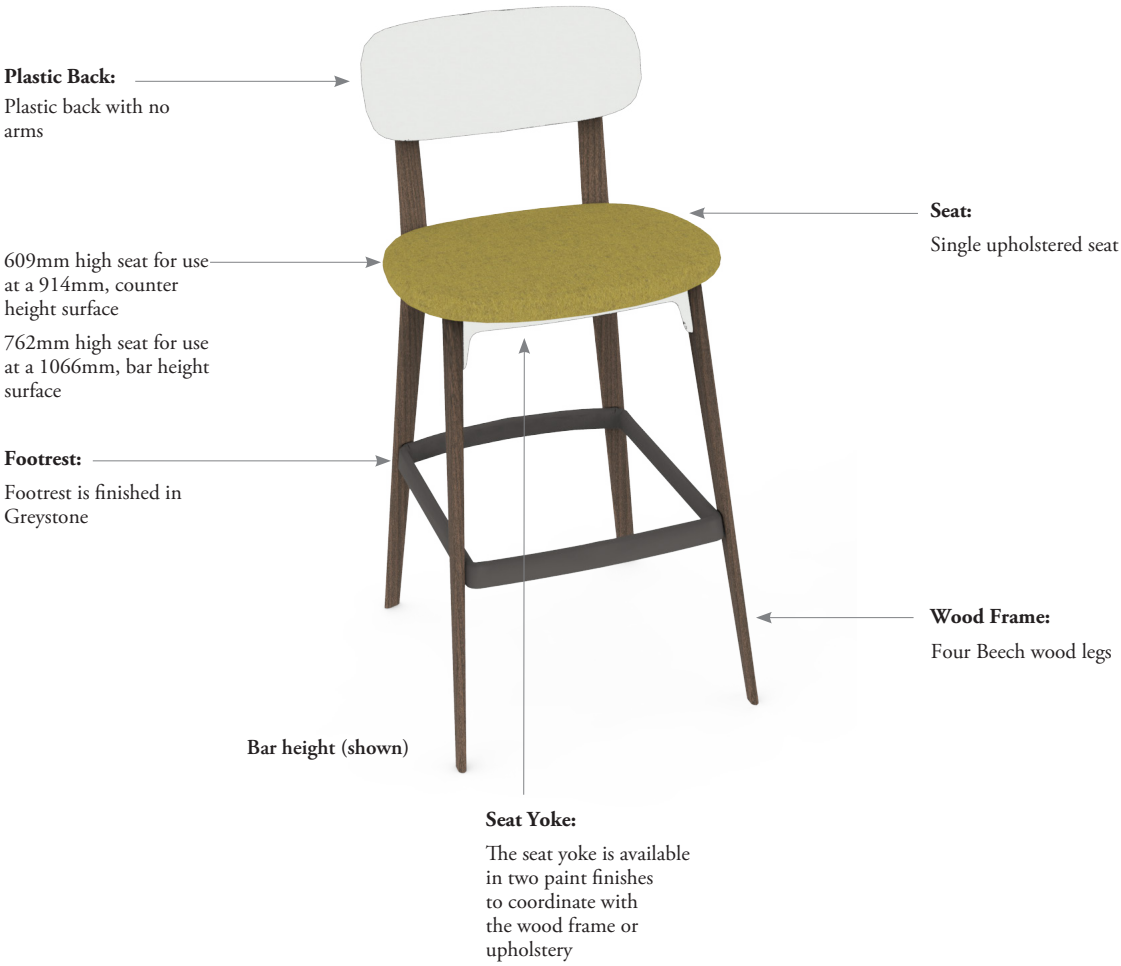
PRICE

Grade 1	COM/ Grade 2	COL/ Grade 3	Grade 4	Grade 5	Grade 6	Grade 7	Grade 8	Grade 9	Grade 10	Grade 16
607	611	616	620	624	627	631	635	639	644	686
Leather LA										
671										

zones side stool overview

Zones expands the visual language of the Side Chair to Side Stool for 914mm high counter and 1066mm high bar use. Side Stools facilitate a new trend in blending seating heights - providing a more casual ambiance and varied topography across a floor plan. Side Stools also feature the simple, one-piece, plastic back which invisibly connects to the Beech wood legs.

MZNMDZ

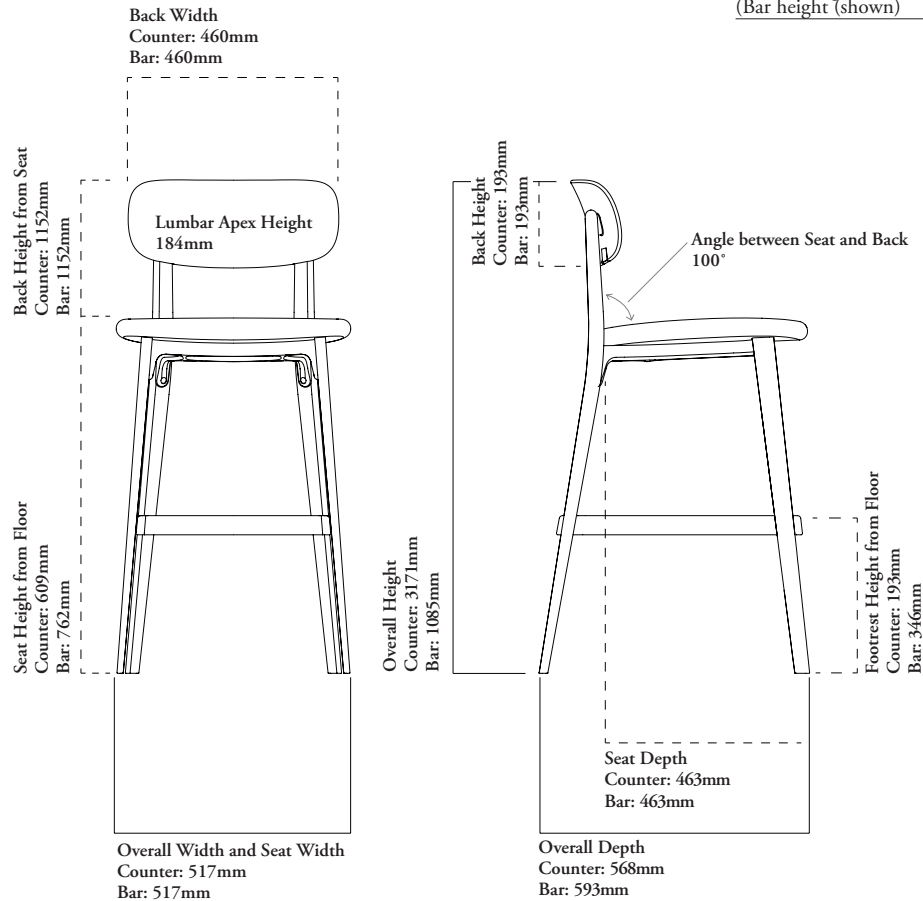


The following finishes are available on Zones Side Stools, 4-Wood Legs, No arms, Plastic Back.

Plastic Back Finish:	Seat Yoke Metal Finish:	Wood Frame Finish:	Footrest Finish:
<div>Greystone</div> <div>Crisp Grey</div>	<div>Greystone</div> <div>Crisp Grey</div>	<div>Greystone Beech</div> <div>Natural Beech</div>	<div>Greystone</div>

zones side stool dimensions & material requirements

- For Conversion to Metric, multiply dimension by 25.4
- Zones Side Stools have been designed and tested for users weighing up to 300 lbs.



WEIGHT

Zones Side Stool-No Arms, 4-Wood Legs, Plastic Back (Counter height)	21 lbs
Zones Side Stool-No Arms, 4-Wood Legs, Plastic Back (Bar height (shown))	22 lbs

COM/COL Material Requirement

More yardage may be required depending upon the upholstery pattern, repeat, directionality and pattern matching. Leather yield varies from 60-80% and may be affected by the quality of the COL including location and quantity of blemishes, size and shape of hide. The size of the sewing pattern and the number of units ordered may also impact yield. Always round-up to the next hide.

SINGLE UPHOLSTERED

	COM [yards]	COL [sq. ft]
Zones Side Stool – Counter Height	3/4	4.4
Zones Side Stool – Bar Height	3/4	4.4

M Z N M D Z

Zones Side Stool – No Arms, 4-Wood Legs, Plastic Back

FEATURES

- Counter Height for 914mm high counter and Bar Height for 1066mm high bar surface
- Contemporary plastic back, no arms
- Beech wood frame (legs)
- Seat yoke has two paint finish options to allow coordination with wood frame finish or upholstery finish
- Footrest is always finished in Greystone (24) for durability
- Single Upholstered Seat
- Multi-surface, non-marking glides
- Non-stacking
- Fully assembled

186



PRODUCT OPTIONS

Height Style	Seat Upholstery Finish	Plastic Back Finish	Wood Frame Finish	Seat Yoke Paint Finish
C Counter Height	Fabric	Z1 Greystone	BR Greystone Beech	24 Greystone
B Bar Height	Leather	Z2 Crisp Grey	BS Natural Beech	25 Crisp Grey

SAMPLE ORDER CODE

MZNMDZ C	E515	Z2	BS	25
-----------------	-------------	-----------	-----------	-----------

HEIGHT STYLE

Counter Height
Bar Height

PRICE

Grade 1	COM/ Grade 2	COL/ Grade 3	Grade 4	Grade 5	Grade 6	Grade 7	Grade 8	Grade 9	Grade 10	Grade 16
712	716	722	726	729	732	736	741	745	749	791
770	774	780	784	787	790	794	799	803	807	849

Leather
LA

Counter Height
Bar Height

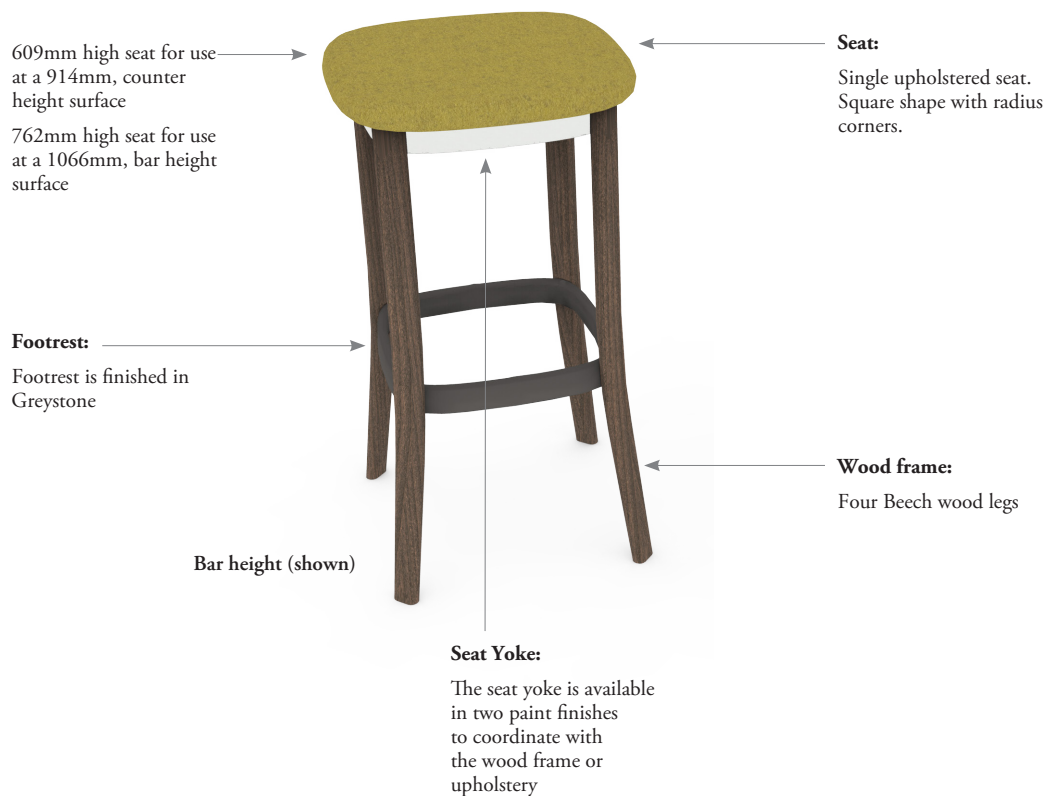
776
835

zones high backless stool overview

Zones Backless Stools offer a very casual and portable seating solution with the most compact of footprints. High Backless Stools are available for 914mm high counter and 1066mm high bar height application. Use them on their own or mix them with Side Stools.

MZNMTU

188



The following finishes are available on Zones High Backless Stool, 4-Wood Legs, Upholstered.

Seat Yoke Metal Finish:



Wood Frame Finish:



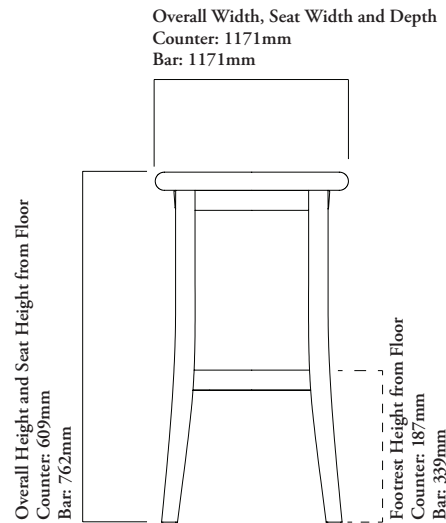
Footrest Finish:



zones high backless stool dimensions & material requirements

- For Conversion to Metric, multiply dimension by 25.4
- The Zones High Backless Stool has been designed and tested for users weighing up to 300 lbs

WEIGHT	
Zones High Backless Stool, 4-Wood Legs, Upholstered (Counter height)	16 lbs
Zones High Backless Stool, 4-Wood Legs, Upholstered (Bar height) (shown)	17 lbs



COM/COL Material Requirement

More yardage may be required depending upon the upholstery pattern, repeat, directionality and pattern matching. Leather yield varies from 60-80% and may be affected by the quality of the COL including location and quantity of blemishes, size and shape of hide. The size of the sewing pattern and the number of units ordered may also impact yield. Always round-up to the next hide.

	SINGLE UPHOLSTERED	
	COM [yards]	COL [sq. ft]
Zones High Backless Stool – Counter Height	3/4	3.6
Zones High Backless Stool – Bar Height	3/4	3.6


M Z N M T U

Zones High Backless Stool – 4-Wood Legs, Upholstered

FEATURES

- Counter Height for 914mm high counter and Bar Height for 1066mm high bar surface
- Light weight, casual stool with no arms or back
- Beech wood frame (legs)
- Seat yoke has two paint finish options to allow coordination with wood frame finish or upholstery finish. Footrest Paint Finish is always Greystone (24) for durability
- Single Upholstered Seat
- Multi-surface, non-marking glides
- Non-stacking
- Fully assembled

190



PRODUCT OPTIONS

Height Style	Seat Upholstery Finish	Wood Frame Finish	Seat Yoke Paint Finish
C Counter Height	Fabric	BR Greystone Beech	24 Greystone
B Bar Height	Leather	BS Natural Beech	25 Crisp Grey

SAMPLE ORDER CODE

MZNM T U C	E515	BS	25
-------------------	-------------	-----------	-----------

HEIGHT STYLE

Counter Height
Bar Height

PRICE

	COM/ Grade 2	COL/ Grade 3	Grade 4	Grade 5	Grade 6	Grade 7	Grade 8	Grade 9	Grade 10	Grade 16
Counter Height	633	637	642	647	650	653	657	661	666	712
Bar Height	696	701	706	710	713	716	721	725	729	775
Leather LA	687									
	750									

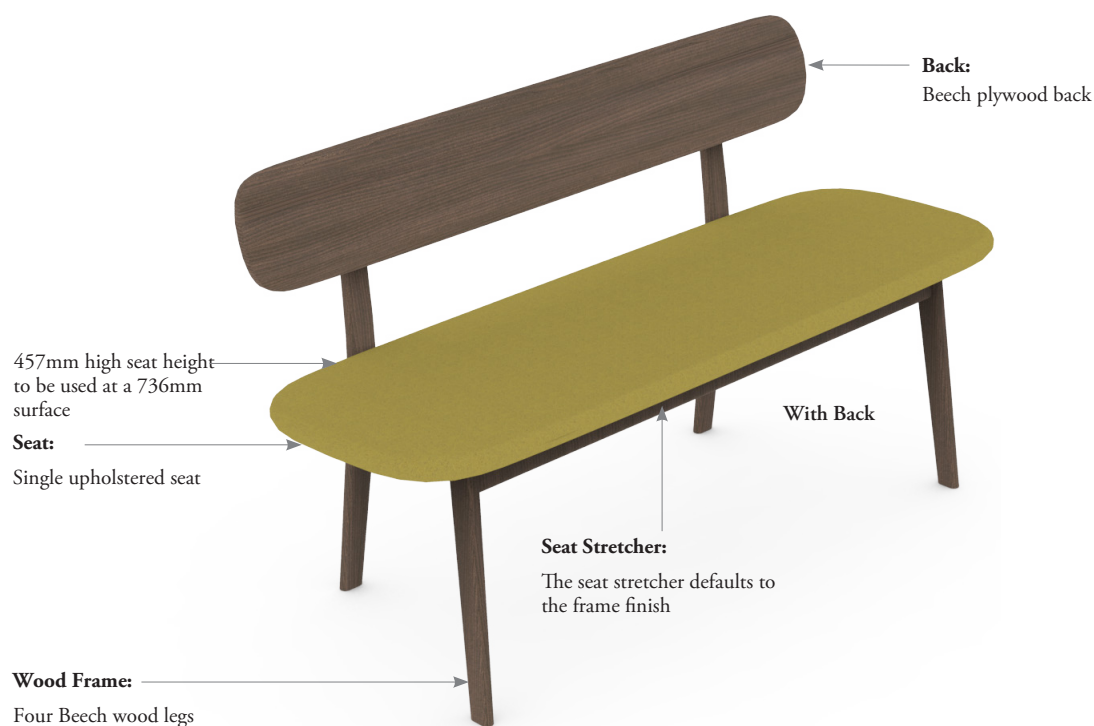
zones bench overview

Zones Bench with Back illustrates a movement to a shared economy and ethos. Each bench seats 2 people and is crafted with 4-legged Beech wood frames and an upholstered seat. Integrated Beech plywood backs provide support and comfort during discussions or mingling, and their large radius-ends are friendly for side-sitters.

Shared benches around a Workshop Table convey a sense of community and act as a natural humanizing touch point. Zones Bench – No Back, 4-Wood Legs, Upholstered (MZNMAU) is for 2 people and provides an even more pure, informal, multi-directional solution than a bench with a back.

192

MZNNMB/MZNNMAU



The following finishes are available on Zones Benches.

Wood Frame Finish:



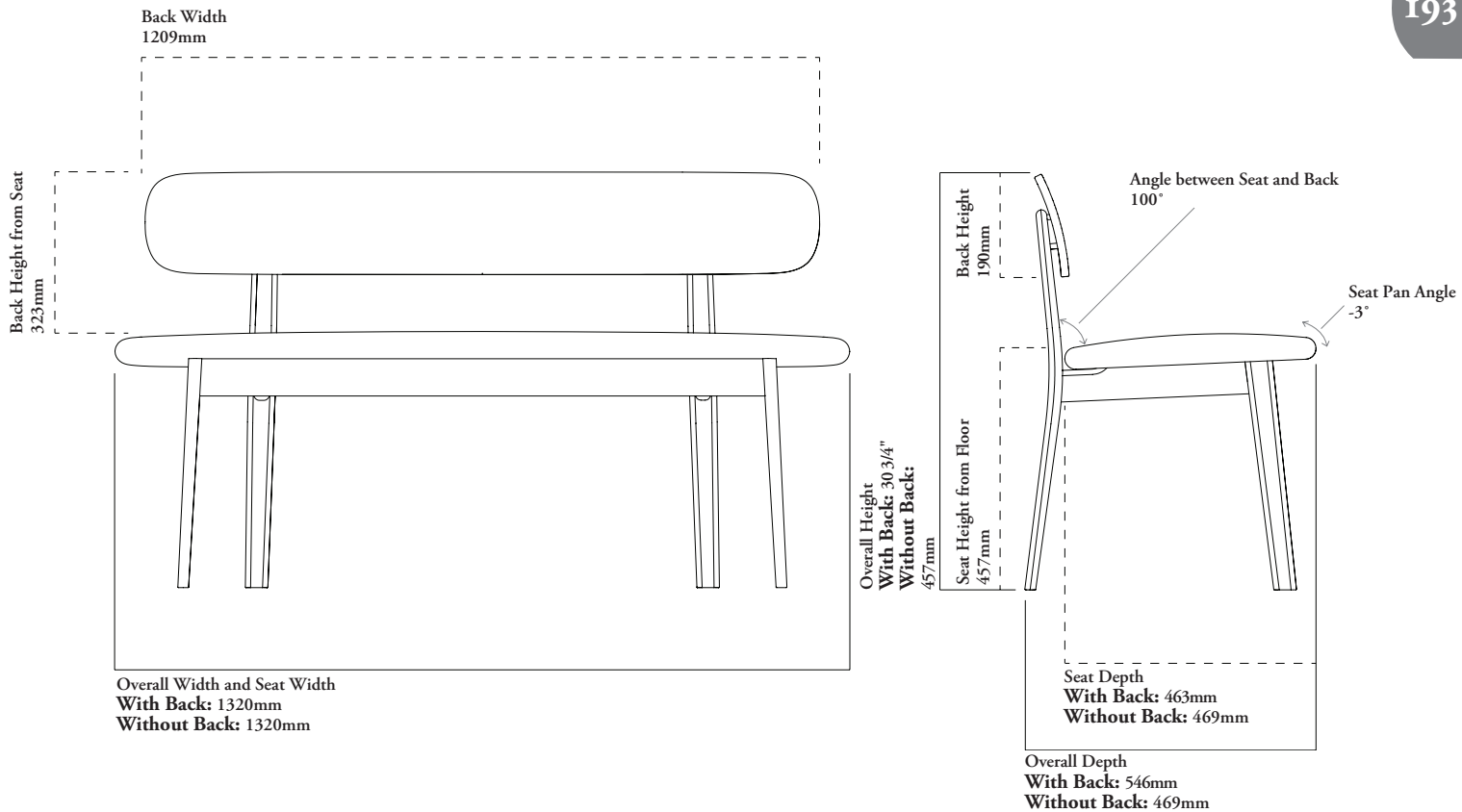
Greystone Beech Natural Beech

zones bench dimensions & material requirements

- Zones Bench – Without Back, 4-Wood Legs has been designed and tested for users weighing up to 300 lbs.
- Zones Bench – With Back, 4-Wood Legs has been designed and tested for users weighing up to 253 lbs.

WEIGHT

Zones Bench – With Back, 4-wood Legs (shown)	35 lbs
Zones Bench-No Back, 4-wood Legs, Upholstered	26 lbs



COM/COL Material Requirement

More yardage may be required depending upon the upholstery pattern, repeat, directionality and pattern matching. Leather yield varies from 60-80% and may be affected by the quality of the COL including location and quantity of blemishes, size and shape of hide. The size of the sewing pattern and the number of units ordered may also impact yield. Always round-up to the next hide.

SINGLE UPHOLSTERED

	COM [yards]	COL [sq. ft]
Zones Bench – With Back	1 3/4	12.5
Zones Bench – No Back	1 3/4	12.5

M Z N M A U

Zones Bench – No Back, 4-Wood Legs, Upholstered

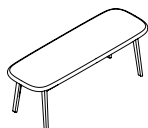
FEATURES

- 457mm high seat height for 736mm high table surface
- Seats two people
- Single upholstered seat
- Fully assembled Beech wood construction frame with 4-legs
- Multi-surface, non-marking glides
- Non-stacking
- No metal yoke/trim

NOTES

Standard Upholstery orientation is Railroaded. If Off-the-Bolt orientation is desired, a Special order that includes seams may be specified.

194



PRODUCT OPTIONS

Seat Upholstery Finish	Wood Frame Finish
Fabric	BR Greystone Beech
Leather	BS Natural Beech

SAMPLE ORDER CODE

MZNMAU E515	BS
-------------	----

PRICE

Grade 1	COM/ Grade 2	COL/ Grade 3	Grade 4	Grade 5	Grade 6	Grade 7	Grade 8	Grade 9	Grade 10	Grade 16
1240	1253	1270	1282	1291	1301	1312	1324	1336	1349	1482
Leather LA										
1425										

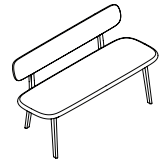
FEATURES

- 457mm high seat height for 736mm high table surface
- Seats two people
- Single upholstered seat with laminate Beech plywood back
- Multi-surface, non-marking glides
- Non-stacking
- Fully assembled beech wood construction frame with 4-legs
- No metal yoke/trim

NOTES

Standard Upholstery orientation is Railroaded. If Off-the-Bolt orientation is desired, a Special order that includes seams may be specified.

M Z N M B
Zones Bench – With Back,
4-Wood Legs



195

PRODUCT OPTIONS

Style	Seat Upholstery Finish	Wood Frame Finish
B Upholstered Seat with Wood Back	Fabric Leather	BR Greystone Beech BS Natural Beech

SAMPLE ORDER CODE

MZNMB B	E515	BS
----------------	-------------	-----------

PRICE

Grade 1	COM/ Grade 2	COL/ Grade 3	Grade 4	Grade 5	Grade 6	Grade 7	Grade 8	Grade 9	Grade 10	Grade 16
1662	1675	1692	1704	1713	1723	1734	1746	1758	1771	1904
Leather										
LA										
1847										

zones stacking low backless stool overview

Zones Backless Stools offer a very casual and portable seating solution with the most compact of footprints. Stacking Low Backless Stools stack four high, and are ideal for back-up seating at the perimeter of a Zones workshop or within a Teknion systems or benching environment with a 736mm high work height.

ZNMS

196



The following finishes are available on Zones Stacking Low Backless Stool, 4-Wood Legs.

Wood Frame Finish:



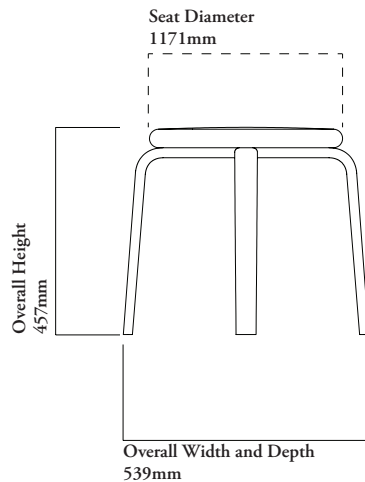
Greystone
Beech

Natural
Beech

zones stacking low backless stool dimensions & material requirements

- For Conversion to Metric, multiply dimension by 25.4
- The Zones Stacking Low Backless Stools have been designed and tested for users weighing up to 300 lbs.
- Stack four high

WEIGHT	
Zones Stacking Low Backless Stool, 4-Wood Legs + Seat	9 lbs
Zones Stacking Low Backless Stool, 4-Wood Legs, Upholstered (shown)	9 lbs



COM/COL Material Requirement

More yardage may be required depending upon the upholstery pattern, repeat, directionality and pattern matching. Leather yield varies from 60-80% and may be affected by the quality of the COL including location and quantity of blemishes, size and shape of hide. The size of the sewing pattern and the number of units ordered may also impact yield. Always round-up to the next hide.

SINGLE UPHOLSTERED

	COM [yards]	COL [sq. ft]
Zones Stacking Low Backless Stool 4-Wood Legs, Upholstered	3/4	3.6

M Z N M S U

Zones Stacking Low Backless Stool – 4-Wood Legs, Upholstered

FEATURES

- 457mm high seat height for 736mm high table surface
- Light weight, casual stool with no arms or back
- Beech wood frame (legs)
- No metal yoke
- Single upholstered round seat
- Multi-surface, non-marking glides
- Stacks four high
- Fully assembled

198



PRODUCT OPTIONS

Seat Upholstery Finish	Wood Frame Finish
Fabric	BR Greystone Beech
Leather	BS Natural Beech

SAMPLE ORDER CODE

MZNMSU E515	BS
--------------------	-----------

PRICE

Grade 1	COM/ Grade 2	COL/ Grade 3	Grade 4	Grade 5	Grade 6	Grade 7	Grade 8	Grade 9	Grade 10	Grade 16
448	453	458	462	465	468	473	477	481	485	528
Leather LA										
502										

FEATURES

- 457mm high seat height for 736mm high table surface.
- Light weight, casual stool with no arms or back
- Beech wood frame (legs)
- Solid Beech laminated round wood seat
- Wood seat finish defaults to Wood Frame Finish
- No metal yoke
- Could be used as a casual side table
- Multi-surface, non-marking glides
- Stacks four high
- Fully assembled

M Z N M S W
**Zones Stacking Low Backless Stool –
4-Wood Legs and Wood Seat**
**199****PRODUCT OPTIONS**

Wood Frame Finish
BR Greystone Beech
BS Natural Beech

SAMPLE ORDER CODE**MZNMSW BS****PRICING**

378

soft seating

soft seating

PRODUCT MAP 203

ZONES CLUB CHAIR OVERVIEW 205

 ZONES CLUB CHAIR DIMENSIONS & MATERIAL REQUIREMENTS . . . 206

 ZONES CLUB CHAIR ADJUSTMENT & FEATURES 208

**MZNSF Zones Club Chair – Swivel-Tilt with 5-Star
Base**

Page 208



zones club chair overview

MZNSF

- The Club Chair model with the 5-Star Base, casters, height adjustment and swivel-tilt allows the user to have more adjustment and mobility - perfect for today's touch-down and casual spaces



Zones Club Chair – Swivel-Tilt with
5-Star Base (MZNSF)
(Hard or soft casters and glides)(shown)

5-Star Club Chairs are equipped with casters intended for use on carpeted surfaces. Use of these casters on hard surfaces could result in unexpected rolling and tipping. Casters designed for use on hard surfaces are available. If in doubt, see your dealer for appropriate selection.

The following finishes are available on Zones club chairs with metal bases.

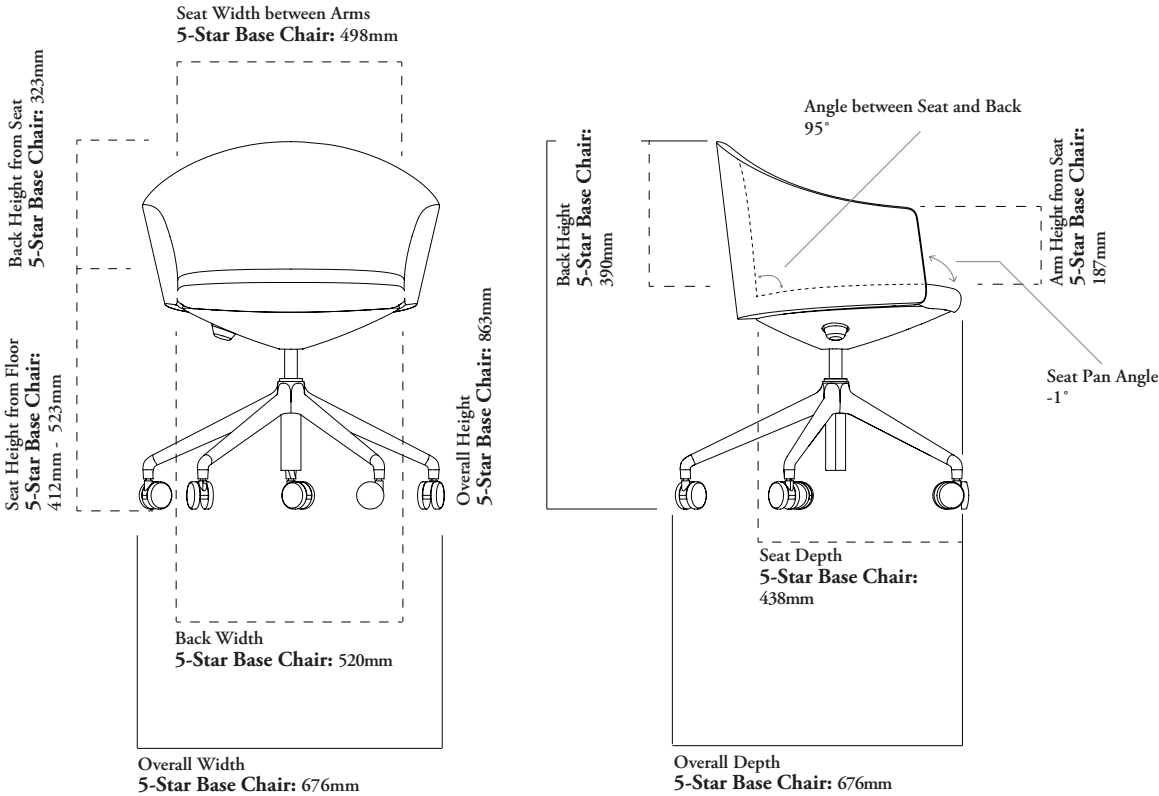
Base Finish:**Seat Pan Plastic Finish:**

zones club chair dimensions & material requirements

MZNSF

- Zones Club Chairs have been designed and tested for users weighing up to 300 lbs.

WEIGHT	
Zones Club Chair, Swivel-Tilt with 5-Star Base	30 lbs



COM/COL Material Requirement

More yardage may be required depending upon the upholstery pattern, repeat, directionality and pattern matching. Leather yield varies from 60-80% and may be affected by the quality of the COL including location and quantity of blemishes, size and shape of hide. The size of the sewing pattern and the number of units ordered may also impact yield. Always round-up to the next hide.

	SINGLE UPHOLSTERED	
	COM [yards]	COL [sq. ft]
Zones Club Chair, Swivel-Tilt with 5-Star Base	1 3/4	16.5

zones club chair adjustments & features

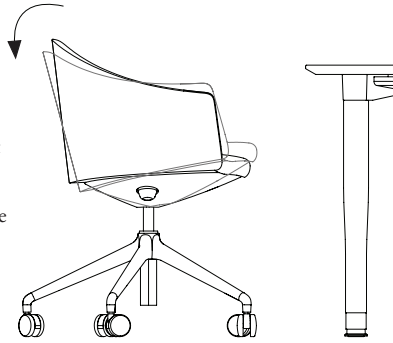
The following Zones Club Chairs are available with individual height adjustment ranges and swivel-tilt mechanism.

SWIVEL-TILT

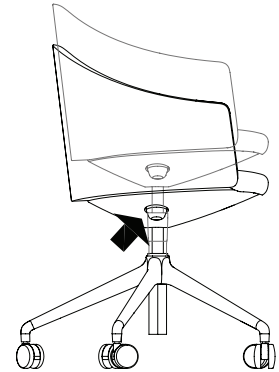
SEAT HEIGHT-ADJUSTMENT

Zones Club Chair and Stool Swivel-Tilt with 5-Star Base

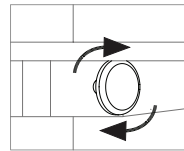
- Offered with a fixed angle of 95° between the seat and the back with a swivel-tilt mechanism which provides an 8° recline from the pivot-point located below the seat
- To actively recline, securely sit on the seat with two feet on the floor and lean backwards



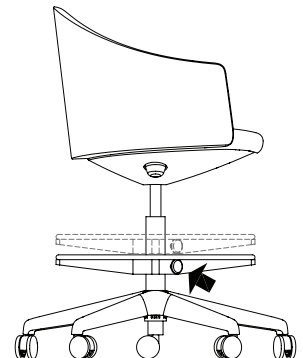
- Available with 4" of seat height adjustability
- Seat height (76mm for stool) can be adjusted by pushing inward on the button below the seat on the right hand side. When this button is pushed, the weight of the body will cause the seat to lower, and releasing it stops the seat at the desired height. Pushing inward on the button with no weight on the seat allows it to rise



STOOL FOOT RING HEIGHT ADJUSTMENT



To raise or lower the footring on the Swivel Stool, turn the footring's knob counter-clockwise to release the footring and adjust the ring until you reach the desired level. Turn the knob clockwise to lock in place.



M Z N S F

Zones Club Chair – Swivel-Tilt with 5-Star Base



FEATURES

- Swivel-tilt mechanism with 8° of recline
- 101mm Height-adjustment
- Single upholstered seat and back
- Metal 5-Star Base with Paint or Polished Aluminum finish
- Seat pan has two plastic finish options to allow coordination with base finish or upholstery
- Hard or Soft Casters and Glides
- Option for Fully Assembled or Not-Fully Assembled

Note: See Club Chair Adjustments and Features for more information.

208

PRODUCT OPTIONS

Upholstery Finish	Base Finish	Seat Pan Plastic Finish	Casters/Glides	Assembly Style
Fabric	24 Greystone	Z1 Greystone	~ Casters, Hard	F Fully Assembled
Leather	25 Crisp Grey	Z2 Crisp Grey	A Casters, Soft	N Not Fully Assembled
	PA Polished Aluminum		B Glides, Hard	
			C Glides, Soft	

SAMPLE ORDER CODE

MZNSF E515	25	Z1	A	F
-------------------	-----------	-----------	----------	----------

PRICE

Grade 1	COM/ Grade 2	COL/ Grade 3	Grade 4	Grade 5	Grade 6	Grade 7	Grade 8	Grade 9	Grade 10	Grade 16
1236	1254	1277	1292	1305	1318	1334	1349	1365	1383	1558

Leather
LA

1481

If Polished Aluminum (A) Base is specified	add 211
If Soft Casters (A) are specified	add 15
If Hard Glides (B) are specified	add 15
If Soft Glides (C) are specified	add 23

zones textiles &
finishes + materials

zones textiles & finishes + materials

PANEL FABRICS 213

UPHOLSTERY FABRICS 219

FINISHES + MATERIALS 231

GENERAL INFORMATION 235

panel fabrics

PANEL FABRICS APPLICATION MATRICES	215
--	-----

PANEL FABRICS LISTING MATRICES

GRADE 1

ARTOPIA	216
BANDEAU	216
BRAZIL	216
CROSS DYE	216
EMIT	216
ESSENTIALS	216
FLICKER	216
INDIA	216
LINEN WEAVE	216
LUSTRADO	216
MAKAH	216
PERU	216
PRESSE	216
RATIONALE	216
TOPOLOGY	216
VISTA	216
WARP SPEED	216

GRADE 2

BOUCLE GRID	217
COMPLEMENT	217
MARL CLOTH	217
MEME	217
PERCEPT	217
TWINING	217

GRADE 3

INTONE	217
------------------	-----

GRADE 6

TECHNOPLAID	217
-----------------------	-----

panel fabrics application matrices

The following charts outlines panel fabrics that are available for use on Zones Easel.

<input checked="" type="checkbox"/> Available	
<input type="checkbox"/> Not Available	
	easel

Grade 1	
Artopia	<input type="checkbox"/>
Bandeau	<input checked="" type="checkbox"/>
Brazil	<input checked="" type="checkbox"/>
Cross Dye	<input checked="" type="checkbox"/>
Emit	<input checked="" type="checkbox"/>
Essentials	<input checked="" type="checkbox"/>
Heather Tech	<input checked="" type="checkbox"/>
Flicker	<input checked="" type="checkbox"/>
India	<input checked="" type="checkbox"/>
Linen Weave	<input checked="" type="checkbox"/>
Lustrado	<input checked="" type="checkbox"/>
Makah	<input checked="" type="checkbox"/>
Peru	<input checked="" type="checkbox"/>
Presse	<input checked="" type="checkbox"/>
Rationale	<input checked="" type="checkbox"/>
Topology	<input checked="" type="checkbox"/>
Vista	<input checked="" type="checkbox"/>
Warp Speed	<input checked="" type="checkbox"/>
Grade 2	
Boucle Grid	<input checked="" type="checkbox"/>
Complement	<input checked="" type="checkbox"/>
Digi Tweed	<input checked="" type="checkbox"/>
Marl Cloth	<input type="checkbox"/>
Meme	<input checked="" type="checkbox"/>
Percept	<input checked="" type="checkbox"/>
Twining	<input checked="" type="checkbox"/>
Grade 3	
Intone	<input checked="" type="checkbox"/>
Grade 6	
Technoplaid	<input type="checkbox"/>

panel fabrics listings matrices

PANEL FABRICS

GRADE 1

Artopia

Primer	R176
Kinetic	R177
Stencil	R178
Magenta	R179
Amerlith	R180
Cadmium	R181
Aquatint	R182
Vivid Blue	R183

Bandeau

Washi	B124
Hemp	B125
Grosgrain	B126
Palla	B127
Farran	B128

Brazil

Betim	B220
Canela	B204
Olinda	B231
Timbo	B208
Manaus	B203
Jacarei	B217
Laguna	B233
Campo Grande	B260
Serra	B261

Cross Dye

Earl Grey	R150
Linen	R151
Light Birch	R152
Almond	R153
Soft Shadow	R154
Ace Grey	R155
Cool Ash	R156
Carotene	R157
Crimson	R158
Carmine	R159
Tea Tree	R160
Artichoke	R161
Plum	R162
Watercolor	R163
Azure	R164
Logwood	R165

Emit

Watt	T727/E314
Hertz	T728/E315
Joule	T729/E316
Dazzle	T730/E317
Surge	T731/E318
Particle	T732/E319

GRADE 1 (Continued)

Essentials

Gris	E380
Dove	E382
Brier	E383
Light Grey	E384
Slate	E385
Banner	E391
Snowdrift	E409
Mist	E410
Basil	E412
Atlantic	E413
Desert	E414
Pebble	E415
Tropic	E416

Flicker

Glitter	F531
Beam	F532
Sparkle	F533
Flash	F534
Glint	F535
Sheen	F536
Gleam	F537
Glow	F538
Luster	F539
Twinkle	F540

India

Bombay	D402
Agra	D404
Gwalior	D405
Varanasi	D407
Haora	D408
Surat	D409
Manali	D425
Kashmir	D417
Pushkar	D418
Kerala	D419
Chennai	D422
Mumbai	D424
Pune	D423
Munnar	D420
Nanital	D421

Linen Weave

Gate	L308
Sesame	L309
Coir	L327
Bast	L328
Dusty Grey	L329
Mineral	L330
Linseed	L331

Lustrado

Glassine	L363
Acetate	L364
Brilliance	L365
Alloy	L366
Gallium	L367
Incandescent	L368
Resin	L369
Sterling	L370
Gilt	L371
Varnish	L372
Vitreous	L373

GRADE 1 (Continued)

Makah

Shaker	M415
Luminous	M416
Arundo	M417
Solano	M418
Flitch	M419
Splint	M420

Peru

Tacna	P401
Nazca	P402
Lima	P403
Casma	P404
Puno	P405
Cuzco	P406
Tingo Maria	P407
Callao	P409
Tumbes	P411
Puerto	P412

Presse

Halo Effect	P100
Overlay	P101
Masked	P102
Relief	P103
Plaited	P104
Gravure	P105

Rationale

Classical	R380
Drift	R381
Firma	R382
Lucid	R383
Abstract	R384
Mind's Eye	R385
Infinite	R386
Transcend	R387

Topology

Ceramic	T100
Open Space	T101
Natural	T102
Cooling	T103
Shadow	T104

Vista

Panorama	V201
Glimpse	V202
Scene	V204
Valley	V205
Horizon	V206

Warp Speed

Headwind	W110
White Space	W111
Strobe	W112
Reed Arrow	W113
Jet	W114
Steel Racer	W115
Earth Orbit	W116

panel fabrics listings matrices

PANEL FABRICS

GRADE 2

Boucle Grid

Craie	B119
Bis	B120
Ardoise	B121
Fauve	B122
Nuage	B123

Complement

Nightfall	C279
Dusk	C280
Grey Wolf	C281
Sea Salt	C282
Roan	C283
Amarillo	C284
Arancia	C285
Carnelian	C286
Garnet	C287
Larkspur	C288
Fresh Air	C289
Peacock	C290
Jade	C291
Pine	C292

Marl Cloth

Yurt	R166
Guy Rope	R167
Cabana	R168
Camp Fire	R169
Dry Stone	R170
Wilderness	R171
Berry	R172
Blacksmith	R173
Sea Nomad	R174
Wild Fruit	R175
Dreamscape	R195
Landmark	R196
Tree Bark	R197

Meme

Flash	M210
Post	M211
Buzz	M213
Connector	M214

Percept

Schema	C813
Pristine	C814
Intrinsic	C815
Methodic	C816
Sublime	C817
Context	C818
Essence	C819
Tenet	C820
Epiphany	C821
Verve	C822
Amplitude	C823
Reason	C824
Cardinality	C825
Nebula	C826
Jubilant	C827
Ignite	C828
Harmonic	C829
Peak	C830
Devotion	C831

GRADE 2 (Continued)

Twining

Ivory Vine	W117
Pale Straw	W118
Abaca	W119
Sisal	W120
Quill	W121
Silvery Strand	W122
Bulrush	W123

GRADE 3

Intone

Ash	LP11
Creme	LP12
Harbor	LP13
Quicksilver	LP14
Caraway	LP15
Oxide	LP16
Cinder	LP17
Lute	LP18
Pome	LP19
Eclipse	LP20

GRADE 6

Technoplaid

Meta	T251
Ultra	T252
Nano	T253
Wireframe	T254

upholstery fabrics

UPHOLSTERY FABRICS OVERVIEW 221

UPHOLSTERY FABRICS APPLICATION MATRICES 221

UPHOLSTERY FABRICS APPLICATION LISTINGS

GRADE 1

FUNDAMENTALS 225
HEATHER TECH. 225
MAGNIFY 225
STIMULI 225

GRADE 2

BEADED STRIPE 225
COMPLEMENT 225
CROSS DYE 225
DIGI TWEED 225
FINE GRAIN. 226
MARL CLOTH 226
MIAMI 226
PERCEPT 226
ULTRA DURABLE 226

GRADE 3

AMPLE 226
FILAR 226
IMPLEX 226
INTONE 226
SITU 226
SUPERSPUN 227

GRADE 4

INTERSTICE 227
MODULUS. 227
VELVET UNDERGROUND . . 227

GRADE 5

FLEXAGON 227
META TEXTURE 227
MONOTEX. 227
SUBDIVIDE 227
SUBSTANCE 227
SYNAPTIC 227

GRADE 6

AMALGAM 228
PERILUNE 228
VITAL 228

GRADE 7

DISTRUPT 228
GHAT 228
OUTPRESS 228
POINT TO POINT 228
TWO TONE 228

GRADE 8

HEATHER FELT 228
HOMAGE 228
LINE LANGUAGE 228

GRADE 9

EPHEMERA 229
FULL WOOL 228

GRADE 10

ANGULO 229
EQUILUX 229
ITERATE 229

LEATHER

LEATHER - LA 229

upholstery fabrics overview

tekunion standard upholstery fabric program

All fabrics are developed to enhance Tekunion systems products incorporating technology in fiber development. They are designed to coordinate with the other finishes in Tekunion system and seating programs. The fabrics are offered in a range of low intensity colors with some stronger hues and a variety of solids, patterns and textures. All Tekunion fabrics are developed to exceed technical standards.

Tekunion has a full program of standard fabrics, vinyl and leather appropriate for most seating lines. All fabrics are covered by Tekunion standard warranty and meet all standards for CAL 116 and 117 and exceed industry durability requirements. All upholstery coverings may not be approved for use on all chair families. Please refer to the **Listing & Application Matrices** within this section for fabric applications.

Fabrics meet or exceed performance standards by ACT (Association for Contract Textiles).

Please note, leathers and faux-leathers may show natural blemishes, scars and wrinkles which are inherent material characteristics and as such deemed acceptable by Tekunion. Variation of color, grain and texture found in wood and leather are also natural. Tekunion is not responsible for reverse crocking of dyes from clothing onto our seating upholstery and finishes.

fabric pattern directional guidelines

Directional specifications are not required for any of Tekunion Standard Upholstery to Tekunion products. All Standard Upholstery Fabrics will be run Off-the-Bolt, as shown on the sample card, except for Zones Benches and Sofas which are Railroaded. See the **Fabric Pattern Directional Guidelines** in the General Information section at the back of the book for more details.

upholstery fabrics application matrices

The following charts outlines upholstery fabrics that are available for use on Zones Seating.

	seating					
	club	multi-use				
	club chairs	arm chairs	side chairs	benches	side stools	backless stools
Grade 1						
Fundamentals	Available	Available	Available	Available	Available	Available
Heather Tech	Available	Available	Available	Available	Available	Available
Magnify	Available	Available	Available	Available	Available	Available
Stimuli	Available	Available	Available	Available	Available	Available
Grade 2						
Beaded Stripe	Available	Available	Available	Available	Available	Available
Complement	Available	Available	Available	Available	Available	Available
Cross Dye	Available	Available	Available	Available	Available	Available
Digi Tweed	Available	Available	Available	Available	Available	Available
Fine Grain	Available	Available	Available	Available	Available	Available
Marl Cloth	Not Available	Available	Available	Available	Available	Available
Miami	Available	Available	Available	Available	Available	Available
Percept	Available	Available	Available	Available	Available	Available
Ultra Durable	Available	Available	Available	Available	Available	Available
Grade 3						
Ample	Available	Available	Available	Available	Available	Available
Filar	Available	Available	Available	Available	Available	Available
Implex	Available	Available	Available	Available	Available	Available
Intone	Available	Available	Available	Available	Available	Available
Situ	Available	Available	Available	Available	Available	Available
Superspun	Available	Available	Available	Available	Available	Available
Grade 4						
Interstice	Available	Available	Available	Available	Available	Available
Modulus	Available	Available	Available	Available	Available	Available
Velvet Underground	Not Available	Available	Available	Available	Available	Available
Grade 5						
Flexagon	Available	Available	Available	Available	Available	Available
Meta Texture	Available	Available	Available	Available	Available	Available
Monotex	Available	Available	Available	Available	Available	Available
Subdivide	Not Available	Available	Available	Available	Available	Available
Substance	Available	Available	Available	Available	Available	Available
Synaptic	Available	Available	Available	Available	Available	Available
Grade 6						
Amalgam	Available	Available	Available	Available	Available	Available
Perilune	Not Available	Available	Available	Available	Available	Available
Vital	Not Available	Available	Available	Available	Available	Available

Available
Not Available

See notes at the beginning of the section for more information.

upholstery fabrics application matrices

The following charts outlines upholstery fabrics that are available for use on Zones Seating.

	seating					
	club	multi-use				
	club chairs	arm chairs	side chairs	benches	side stools	backless stools
Grade 7						
Distrupt	Available	Available	Available	Available	Available	Available
Ghat	Available	Available	Available	Available	Available	Available
Outpress	Available	Available	Available	Available	Available	Available
Point to Point	Available	Available	Available	Available	Available	Available
Two Tone	Not Available	Available	Available	Available	Available	Available
Grade 8						
Heather Felt	Available	Available	Available	Available	Available	Available
Homage	Available	Available	Available	Available	Available	Available
Line Language	Not Available	Available	Available	Available	Available	Available
Grade 9						
Ephemera	Available	Available	Available	Available	Available	Available
Full Wool	Available	Available	Available	Available	Available	Available
Grade 10						
Angulo	Not Available	Available	Available	Available	Available	Available
Equilux	Available	Available	Available	Available	Available	Available
Iterate	Available	Available	Available	Available	Available	Available
Leather - LA						
Base Grade Leather	Available	Available	Available	Available	Available	Available

Available

Not Available

See notes at the beginning of the section for more information.

upholstery fabrics listings matrices

UPHOLSTERY FABRICS

GRADE 1

Fundamentals

* Salsa	E504
* Banner	E505
* Parakeet	E516
* Brier	E518
* Sudan	E519
* Wendigo	E520
* Armory	E521
* Light Grey	E522
* Black	E523
* Tangelo	E526
* Verde	E528
* Aqua	E529
* Azure	E530
* Dove	E532
* Nickel	E533
* Slate	E534
* Latte	E535
* Marble	E536
* Moonstone	E537
* Lapis	E538
* Malachite	E539
* Garnet	E540

Heather Tech

Dust Tech	T162
Topaz Tech	T163
Oat Tech	T164
Flax Tech	T165
Silt Tech	T166
Loam Tech	T167
Crag Tech	T168
Basalt Tech	T169
Loden Tech	T170
Sagebrush Tech	T171
Meadow Tech	T172
Sundew Tech	T173
Rose Tech	T174
Raspite Tech	T175
Madder Tech	T176
Beetroot Tech	T177
Thistle Tech	T178
Lav Tech	T179
Clear Tech	T180
Loch Tech	T181
Ocean Tech	T182
North Sea Tech	T183
Onyx Tech	T184
Obsidian Tech	T185

GRADE 1 (Continued)

Magnify

Telescope	M140
Polished Mirror	M141
Reflection	M142
Zoom Lens	M143
Force Field	M144
Long Wave	M145
Deep Water	M146
Light Beam	M147
Flare Up	M148
Viewfinder	M149
Bright Eyes	M150
Infrared	M151
Intensity	M152

Stimuli

Sensitive	S145
Turbinado	S146
Rush	S147
Zest	S148
Tactile	S149
Daredevil	S150
Euphoria	S151
Vigor	S152
Thrill	S153
Catalyst	S154
Black Tea	S155

GRADE 2

Beaded Stripe

Venetian	P497
Crystal	P498
Amulet	P499
Gemstone	P500
Lazuli	P501
Cinnabar	P502

Complement

Nightfall	T148
Dusk	T149
Grey Wolf	T150
Sea Salt	T151
Roan	T152
Amarillo	T153
Arancia	T154
Carnelian	T155
Garnet	T156
Larkspur	T157
Fresh Air	T158
Peacock	T159
Jade	T160
Pine	T161

GRADE 2 (Continued)

Cross Dye

Earl Grey	C120
Linen	C121
Light Birch	C122
Almond	C123
Soft Shadow	C124
Ace Grey	C125
Cool Ash	C126
Carotene	C127
Crimson	C128
Carmine	C129
Tea Tree	C130
Artichoke	C131
Plum	C132
Watercolor	C133
Azure	C134
Logwood	C135

Digi Tweed

Dust Tweed	D310
Topaz Tweed	D311
Oat Tweed	D312
Flax Tweed	D313
Silt Tweed	D314
Loam Tweed	D315
Crag Tweed	D316
Basalt Tweed	D317
Loden Tweed	D318
Sagebrush Tweed	D319
Meadow Tweed	D320
Sundew Tweed	D321
Rose Tweed	D322
Raspite Tweed	D323
Madder Tweed	D324
Beetroot Tweed	D325
Thistle Tweed	D326
Lav Tweed	D327
Clear Tweed	D328
Loch Tweed	D329
Ocean Tweed	D330
North Sea Tweed	D331
Onyx Tweed	D332
Obsidian Tweed	D333

upholstery fabrics listings matrices

UPHOLSTERY FABRICS

GRADE 2 (Continued)

Fine Grain

Warm Earth	F401
River Ore	F402
Saw Dust	F403
Putty Paste	F404
White Out	F405
Lunar Regolith	F406
Metalic Swarf	F407
Volcanic Ash	F408
Carbon Neutral	F409
Frosted Zephyr	F410
Deep Indigo	F411
Fathom Blue	F412
Sea Weed	F413
Matcha Leaves	F414
French Beige	F415
Ginger Snap	F416
Martian Soil	F417
Madder Root	F418
Garnet Sand	F419
Iron Oxide	F420
Peat Moss	F421

Marl Cloth

Yurt	F314
Guy Rope	F315
Cabana	F316
Camp Fire	F317
Dry Stone	F318
Wilderness	F319
Berry	F320
Blacksmith	F321
Sea Nomad	F322
Wild Fruit	F323
Dreamscape	F324
Landmark	F325
Tree Bark	F326

Miami

Collins Avenue	M507
Wynwood	M522
Homestead	M523
Dade	M524
Liberty City	M526
Coral Gables	M528
South Beach	M529
Pinecrest	M530
Boardwalk	M531
Downtown	M532

GRADE 2 (Continued)

Percept

* Schema	P106
* Pristine	P107
Intrinsic	P108
* Methodic	P109
* Sublime	P110
* Context	P111
* Essence	P112
Tenet	P113
Epiphany	P114
* Verve	P115
Amplitude	P116
* Reason	P117
Cardinality	P118
* Nebula	P119
Jubilant	P120
* Ignite	P121
Harmonic	P122
* Peak	P123
Devotion	P124

Ultra Durable

Mohair	V180
Iced Coffee	V182
Bark	V183
Tungsten	V184
Black Velvet	V187
Wet Clay	V490
Silver Age	V493
Cashew	V494
Harvest	V495
Apricot	V496
Morning Glory	V497
Olivine	V498
Sunset	V499
Neptune	V500
Rhubarb	V502
Fig	V503

GRADE 3

Ample

* Quark	T220
Voltage	T221
Sunburst	T222
* Gamma	T223
Radioactive	T224
* Chameleon	T225
* Volcanic	T226
Reaction	T227
* Zeal	T228
* Cosmic	T229
Blue Comet	T239
* Cavern	T240
* Vortex	T241
* Neutron	T242
* Tempered	T243
Aurora	T244

GRADE 3 (Continued)

Filar

Galvanized	F127
Burnish	F128
Rivet	F131
Gauge	F132

Implex

Profound	P613
Subtle	P614
Emphasis	P615
Fathom	P616
Vapor	P617
Mask	P618
Mystic	P619
Foil	P620
Hidden	P621
Obscure	P622

Intone

Ash	LM12
Crepe	LM13
Harbor	LM14
Quicksilver	LM15
Caraway	LM16
Oxide	LM17
Cinder	LM18
Lute	LM19
Pome	LM20
Eclipse	LM21

Point Emboss

Magnetic	P200
Laser Scan	P201
Sun Flash	P202
Silver Halide	P203
Transition Metal	P204
Hot Spot	P205
Zinc	P206
Spectrum	P207
Cyan	P208
Shutter	P209
Light Resistor	P210
Blu-Ray	P211

Situ

Archeology	F115
Pozzolana	F116
Amphora	F117
Statue	F118
Wind Tower	F119
Tunnel	F120
Phosphor	F121
Flamante	F122
Hydro	F123
Terrena	F125
Mar	F126

upholstery fabrics listings matrices

UPHOLSTERY FABRICS

GRADE 3 (Continued)

Superspun

Drawdown	S442
Denier	S443
Tensile	S444
Roving	S445
Staple	S446
Spindle	S447
Harness	S448
Tenter	S449
Red Cast	S450
Selvedge	S451
Skein	S452
Bluing	S453
Treadle	S454
Sett	S455
Pirn	S456
Creel	S457

GRADE 4

Interstice

Inkling	R307
Pinpoint	R308
Lacuna	R309
Whit	R310
Scintilla	R311
Fragment	R312
Atom	R313
Trace	R314
Respite	R315
Vestige	R316
Interval	R317
Caesura	R318

Modulus

Plinth	M172
Landscape	M173
Masonry	M174
Superstrucuter	M175
Skylight	M176
Site	M177
Form	M178
Shadow Play	M179
Rebar	M180
Spatial	M181
Threshold	M182
Monument	M183

GRADE 4 (Continued)

Velvet Underground

Metal Machine	V310
Flame Desire	V313
Blue Denim	V315
Dark Moon	V317
Blacktop	V318
Brass Section	V319
Shock Wave	V320
Full Phase	V321
Dark Current	V322
Smoke Screen	V323
Wallflower	V324
Ultraviolet	V325
Purple Rain	V326
Green Room	V327
Garden Level	V328
New Wave	V329

GRADE 5

Flexagon

Projection	F101
Compass	F102
Benchmark	F103
Core	F104
Field	F105
Blueprint	F106
Twin Sun	F107
Zenith	F108
Night Vision	F109
Peatlands	F110
Northern Lights	F111
Isobar	F112

Meta Texture

Deep Space	M224
Grey Matter	M225
Pale Shadow	M226
Silver Lining	M227
Hive Mind	M228
Neutral Ground	M229
Grassroots	M230
Jaded	M231
Deep Dive	M232
Blue Skies	M233
Rosy Outlook	M234
Heat Wave	M235
Punchline	M236

GRADE 5 (Continued)

Monotex

Silver Lane	G106
Sharkskin	G107
Grey Flannel	G108
Grey Marl	G109
Tarpaper	G110
Ferrous	G111
Bark Cloth	G112
Burlap	G113
Sumac	G114
Redroot	G115
Tyrian	G116
Annatto	G117
Jean	G118
Kingfisher	G119
Oxalis	G120
Sulfur	G121

Subdivide

Bike Lane	S156
City Block	S157
Zone	S158
Vicinity	S159
Riverwalk	S160
Asphalt	S161
Village Green	S162
Stoplight	S163
Backstreets	S164

Substance

Quartz	S172
Terrain	S173
Adobe	S174
Lodestone	S175
Bluestone	S176
Green Beryl	S177
Chert	S178
Foundation	S179
Forge	S180

Synaptic

Contact	S135
Phase	S136
Dispatch	S137
Conduit	S138
Sensory	S139
Receptor	S140
Traverse	S141
Transmission	S142
Juncture	S143
Axon	S144

upholstery fabrics listings matrices

UPHOLSTERY FABRICS

GRADE 6

Amalgam

Aura	K106
Pyrite	K107
Medallion	K108
Fluid	K109
Ultraviolet	K110
Joit	K111
Nitro	K112
Magma	K113
Fuse	K114

Perilune

Terrene	M160
Asteroid	M161
Stellar	M162
Satellite	M163
Gravity	M164
Red Shift	M165
Blue Moon	M166
Space Age	M167
Verdant	M168
Pulsar	M169
Solar	M170
Hot Crater	M171

Vital

Cosmos	V207
Elements	V208
Volt	V209
Air	V210
Harvest	V211
Cocoa	V212
Flora	V213
Ember	V214
Produce	V215
Oceanic	V216
Tidal	V217
Spring	V218
Orchard	V219
Light Ray	V220

GRADE 7

Distrupt

Calibrate	D303
Adjust	D304
Refocus	D305
Unearth	D306
Shift	D307

GRADE 7 (Continued)

Ghat

Oyster Light	G122
Gray Sky	G123
Ageless Desert	G124
Indigo Nights	G125
Oceans Edge	G126
Forest Floor	G127
Caramel Haze	G128
Saffron Fringe	G129
Poppy Seedpod	G130
Magical Twilight	G131

Outpress

Ashen	C237
Sand	C238
Stone	C239
Soot	C240
Raven	C241
Pepper	C242
Monarch	C243
Caribbean	C244
Denim	C245

Point to Point

Affinity	P327
Encoded	P328
Embedded	P329
Synchronize	P330
Install	P331
Digitize	P332
Voxel	P333

Two Tone

Ghost Town	S631
New Wave	S632
Dance Craze	S633
Mod Suit	S634
English Rose	S636
Black Vinyl	S637
Blue Suede	S638
The Beat	S639

GRADE 8

Heather Felt

* Noil	H510
Alumina	H511
* Bone Ash	H512
* Pinon Tree	H513
* Vicuna	H514
Saddle	H515
* Indian Ocean	H516
* Mustard Seed	H517
* Saffron	H518
* Acai	H519

GRADE 8 (Continued)

Homage

* Respect	H100
* Winsome	H101
* Esteem	H102
* Dashing	H103
* Authority	H104
* Dapper	H105

Line Language

Sumi	L374
Chalk	L375
Graphite	L376
Tempera	L377
Gouache	L378
Pigment	L379

GRADE 9

Ephemera

Lucent	E108
Afterglow	E109
Ice Cloud	E110
Halcyon	E111
Phosphene	E112
Solar Flare	E113
Gamma Burst	E114
Green Flash	E115
Blue Shift	E116
Ashfall	E117
Nightglow	E118
Penumbra	E119

Full Wool

Fantasme	F206
Blanc	F207
* Dune	F208
Hot Stone	F209
* Éclair	F210
Macchiato	F211
Ink	F212
* Peridot	F213
* Tigerlily	F214
Fresh Water	F215
* Serpent	F216
* Spice	F217
Neptune	F218
* Safari	F219
Vintage Red	F220
* Lagoon	F221
* Oak Room	F222
Deep Orchid	F223

UPHOLSTERY FABRICS

GRADE 10

Angulo

Intarsia	A140
Bevel	A141
Wenge	A142
Plated	A143
Extent	A144
Inlay	A145

Equilux

Eventide	E100
Diamond Dust	E101
Solstice	E102
Moonbow	E103
Corona	E104
Blue Hour	E105
Kindle	E106
Sunspot	E107

Iterate

Rumble	T110
Echo	T111
Chime	T112
Signal	T113
Vibe	T114
Cite	T115
Rattle	T116
Cast	T117
Pulse	T118

LEATHER - LA

Base Grade Leather

Shale	L101
Black	L104
Sand	L200
Porcino	L201
Chocolate	L204
Chime	L205
Fossil	L206
Poppy	L210
Parlor	L211
Marine	L212
Buttercup	L214
White	L215

finishes + materials

ENCLOSURES 233

WORKSURFACES 233

SEATING 233

The following charts outlines finishes that are available for use on Zones Enclosures, Table and Seating.

enclosures

Zones Vertical Laminate	
Crisp Grey	2 T
Greystone	2 S
Greystone Beech	2 Q
Natural Beech	2 R
Pure White	Y Q

worksurfaces

Zones Worksurface Laminate	
Crisp Grey	2 T
Greystone Beech	2 Q
Natural Beech	2 R
Pure White	Y Q
Trims, Wood Legs & Easel	
Zones Wood	
Greystone Beech	B R
Natural Beech	B S
Paint	
Zones Metal Paint	
Crisp Grey	2 5
Greystone	2 4
Zones Worksurface Laminate	
Crisp Grey	2 T
Greystone Beech	2 Q
Natural Beech	2 R
Pure White	Y Q

seating

Plastic	
Zones Plastic	
Crisp Grey	Z 2
Greystone	Z 1
Wood	
Zones Wood	
Greystone Beech	B R
Natural Beech	B S
Metal Finishes	
Zones Metal Paint	
Crisp Grey	2 5
Greystone	2 4
Polished Aluminum	
Polished Aluminum	P A

general information

FABRIC CARE & MAINTENANCE	236
TEKNIPAIN & TEKNISTAIN	237
FABRIC PATTERN DIRECTIONAL GUIDELINES	238
FABRIC PATTERN SEAM GUIDELINES	241
CUSTOMER'S OWN MATERIAL (COM)	242
FINISHES CARE & MAINTENANCE	244
TOUCH-UP-KITS	246

fabric care & maintenance

Regular cleaning of your furniture system will maintain the appearance and optimize the long term return on investment.

Fabric

Panel and Seating fabrics are comprised of a variety of fiber construction. They are colorfast to standard wet and dry cleaning procedures. Avoid excessive brushing or rubbing during cleaning to prevent fuzzing of the fabric surface. Due to the low absorption properties, soiling will tend to remain on the fiber surface. To prevent overall soiling, frequent vacuuming or light brushing to remove dust and grime is recommended.

Oil or grease-type spots will respond to mild solvents or dry cleaning agents. When spot cleaning with a mild solvent or dry cleaning agent, follow instructions carefully and clean only in a well ventilated room. Avoid any product which contains carbon tetrachloride or other toxic materials. The blotting technique, without rubbing, should be sufficient to remove most spots.

To remove general dirt or grime spots, sponge with the foam from a mild detergent or upholstery shampoo. Rinse well with a clean sponge to remove traces of the water-based cleaning agent.

When spot cleaning with either the water-base or solvent-base type cleaning agents, test a small inconspicuous area before proceeding to spot clean the fabric any further. If an overall soiled condition has been reached, contact a professional furniture cleaning service.

Leather

Clean leather with a damp cloth and mild soap using light, circular motions. Repeat the process with a clean moist cloth and allow the leather to dry. A soft, dry cloth can then be used to polish the leather. Do not clean leather with detergents.

Ultra Durable

Cleaning Ultra Durable vinyl for most stains is achieved by prompt, energetic washing using a sponge and warm, soapy water, clear water rinses or a mild, non-abrasive cleaner. Moderate scrubbing with a medium bristle brush will help to loosen soiling materials from the depressions of embossed surfaces but have not penetrated the vinyl surface.

Advanced Cleaning Methods

Use the following commercially available mild detergents in accordance with the manufacturer's instructions, *Formula 409*®, *Fantastik*®, or *Mr. Clean*®. When opening a new container, please test the cleaner in an inconspicuous area as cleaner manufacturers may change formula without notice.

Full strength rubbing alcohol or mineral spirits may be tried with caution if the commercially available cleaners do not work. Indiscriminate use of strong solvents can severely damage or discolor Ultra Durable vinyl.

Ultra Durable offers enhanced resistance to most of the common chemicals used for sterilization and cleaning in medical environments. Ultra Durable will resist, without serious discoloration, the repeated action of normal dilutions of chlorine bleaches, ammonia based cleaners, excluding Quaternary Ammonium Compounds and Phenolics, as well as many common oxidizing and reducing chemicals.

Bleach can be diluted up to 9:1 ratio (10%). Liberally apply diluted disinfectant using a sponge, rinse with cold water several times, and then wipe dry. Repeat if necessary. Federal regulation requires that guidelines on the bleach label need to be followed for antiseptic or antimicrobial purposes.

teknipaint & teknistain

TekniPaint

A TekniPaint form is required if the customer requires a custom paint color. Custom paint is applicable to metal and seamless product.

The color matching procedures will take a minimum of 10 working days.

Standard lead times apply once customer approved sample is received by Teknion Customer Service Representative.

Using the TekniPaint

Prior to placing the order, Dealer submits the color match sample (minimum size 2" x 2") to Teknion Customer Service Representative in conjunction with a completed TekniPaint form.

After the color match process is completed, two (2) samples are returned to the Paint and Stain Coordinator who forwards them to the Dealer with a sign-off sticker, attached to the back of the sample, for approval by the customer.

Customer formally signs-off on the color samples by signing the attached sticker.

Dealer returns one (1) of the customer approved samples to a Customer Service Representative or a fax of the signed off sample to Teknion.

Dealer submits the order, quoting the paint name and paint number as indicated on the customer sign-off sticker.

TekniPaint forms and information on how to use these forms can be found on My Teknion, Order & Specification, Order Services, PreOrder, Order & Specification Prep, Custom Paint, Stain & Laminate for your printing convenience.

TekniStain

A TekniStain form is required if a wood product is needed in colors outside our standard offering.

Teknion requires dealer or client to supply one (1) TekniStain form for each color being custom matched.

Include three (3) for U.S./two (2) for Canada minimum 3 x 3 color samples for each color being submitted for Custom Wood Stain

Teknion will provide customer with two color samples for each TekniStain submitted. The customer must sign the back of the approved sample. The second sample to be kept for customer reference.

To order a Custom Wood Stain, follow these instructions:

If specifying a custom color for Seating, please use code NOCWS.

If specifying a custom color for District, Interpret, Leverage, Marketplace, TOS, Transit, Expansion Casegoods or Expansion Wood, please use code ZOCWS.

If specifying a custom color for Dossier, Cana, Westcoast, Table&Conferencing and Executive Casegoods, please use code ZCCWS.

Please forward a TekniStain form to your Customer Service Representative along with two color samples. Allow two (2) weeks for the TekniStain approval process. The Custom Wood Stain sample must be signed off prior to placing product order. The total lead time will begin once final approval samples have been received from customer to Teknion.

Using the TekniStain

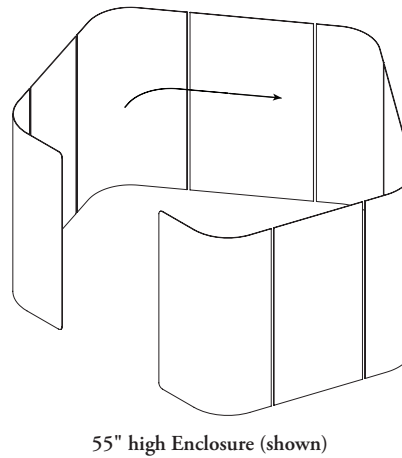
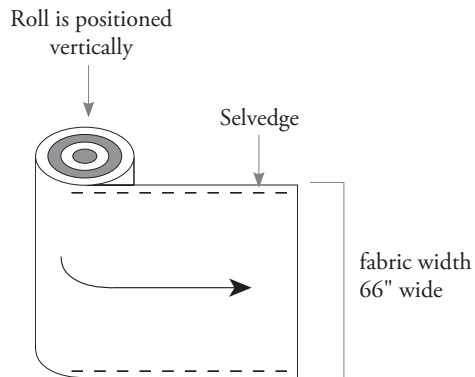
TekniPaint forms and information on how to use these forms can be found on My Teknion, Order & Specification, Order Services, PreOrder, Order & Specification Prep, Custom Paint, Stain & Laminate for your printing convenience.

fabric pattern directional guidelines

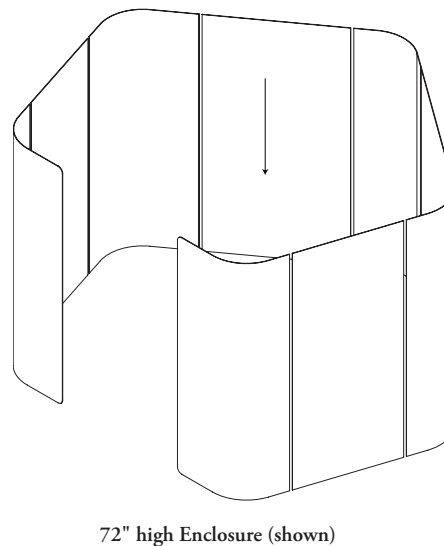
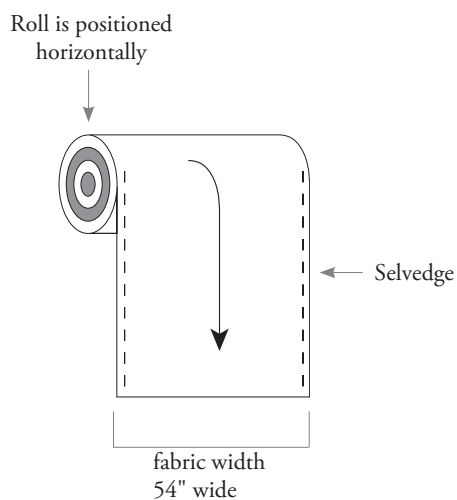
Railroaded and Off-the-Bolt are terms that describe the orientation the fabric is applied to furniture.

Railroaded

- Panel fabrics are typically 66" wide
- Upholstery fabrics are typically 54" wide

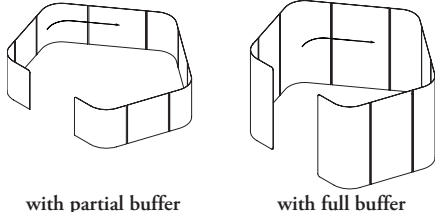
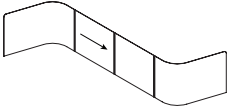
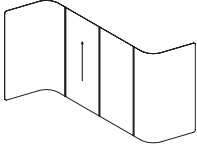
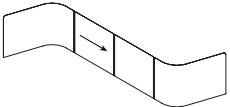
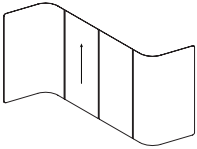
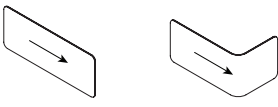

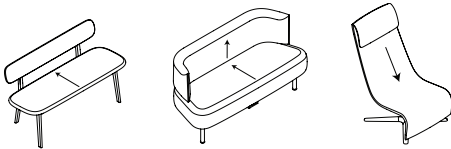


Off-the-Bolt



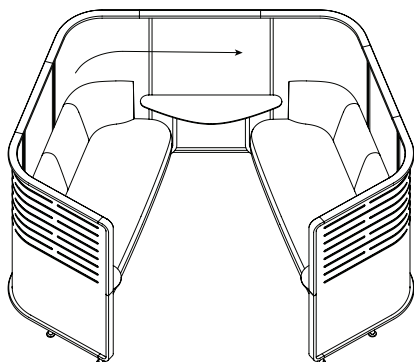
fabric pattern directional guidelines (continued)

The following should be considered when planning with Enclosures, Screens, Easels and Seating.

	Railroaded	Off-the-Bolt
Zones Enclosures – 55" high (Panel and Upholstery Fabric)		
Zones Screens– 55" high (Panel and Upholstery Fabric)		
Zones Screens – 72" high (Panel and Upholstery Fabric)		
Zones Desk Edge Screens (Panel and Upholstery Fabric)		
Zones Easels (Panel and Upholstery Fabric)		
Zones Seating (Upholstery Fabric) Note: Panel Fabric not available on Seating		

fabric pattern directional guidelines (continued)

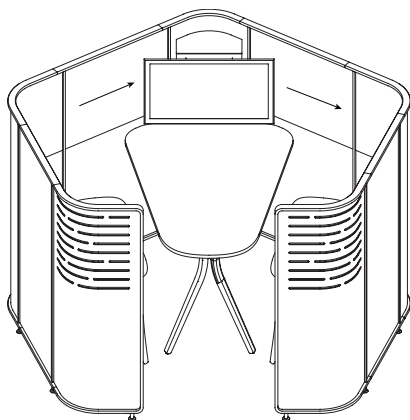
Fabric Direction



55" High Enclosure

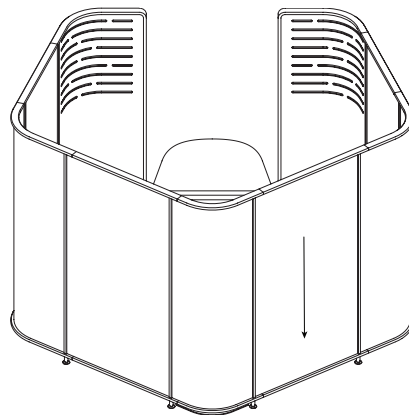
When applying a Panel or Upholstery Fabric to Fabric Buffers, the fabric direction will run Railroaded on the Fabric Buffer.

240



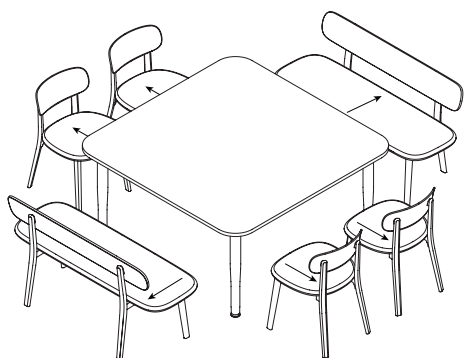
72" High Enclosure, Interior

When applying a Panel or Upholstery Fabric to partial Fabric Buffers, the fabric direction will run Railroaded on the Fabric Buffer.



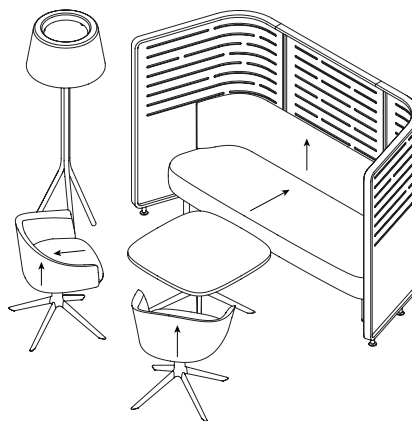
72" High Enclosure, Exterior

When applying a Panel or Upholstery Fabric to full Fabric Buffers, the fabric direction will run Off-the-Bolt on the Fabric Buffer.



Zones Seating

When applying Upholstery Fabric to all Zones seating, the fabric direction will run Off-the-Bolt.

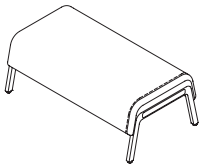
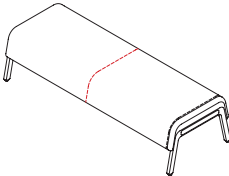
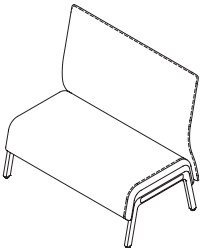
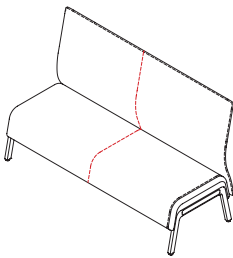
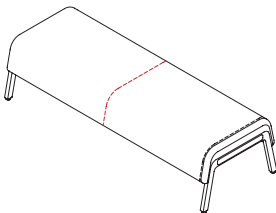
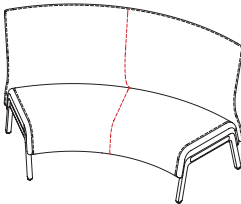
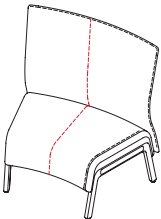


fabric pattern seam guidelines

All fabrics for Zones Modular Seating are applied Off-the-bolt (front to back). Patterned upholstery is not recommended due to the curved form and manner in which the upholstery is applied.

COMs will follow the same fabric orientation and pattern seams.

Seams are required in the centre-line of 3-seater straight upholstered benches and curved concave units as indicated below. Seams are applied to the back side and front face of the bench backs.

Model	Fabric Pattern Seams	Model	Fabric Pattern Seams
Zones Modular Seating – Straight Upholstered Bench – No Back 2-Seater		Zones Modular Seating – Straight Upholstered Bench – No Back 3-Seater	
Zones Modular Seating Straight Upholstered Bench Low and High Back 2-Seater		Zones Modular Seating Straight Upholstered Bench Low and High Back 3-Seater	
Zones Modular Seating 30° concave Upholstered Bench Low and High Back		Zones Modular Seating 60° concave Upholstered Bench Low and High Back	
Zones Modular Seating 90° concave Upholstered Bench Low and High Back			

customer's own material (COM)

Customers Own Material or Leather (COM / COL)

A COM form is required if a Teknion product is needed in a textile outside our Standard or Graded-In Programs. For any COM/COL requests, please check with Teknion Customer Service for a record of the test results. If the fabric/leather has been approved, a serial number for the fabric and a cutting direction will be supplied by Teknion. This number must be shown on the order. Please note, for various reasons, certain fabrics/leathers may not be approved for use. The required COM/COL yardages given on the price pages are for orders up to 100 chairs. This number is approximate and can vary depending on the pattern repeat.

The COM process will take a minimum of 5 working days once the test yardage has been received by Teknion.

COM forms and information on how to use these forms can be found on My Teknion, Order & Specification, Order Services, PreOrder, Customize, COM, for your printing convenience.

NOTE: Applying the fabric pattern to a rendering may **not** accurately represent the actual product.

COM Pattern Directional Guidelines for Seating

Usually, seating fabrics are patterned to run Off-the-Bolt. At the request of the customer, upholstery can be applied railroaded but yardage requirements may vary.

To avoid unnecessary confusion, you must always specify Off-the-Bolt or railroaded when using a COM fabric.

Due to Zones Modular Seating part geometry and compound surfaces of curved units, fabric patterns with vertical lines will **not** always appear truly vertical and may also show lines converging/diverging on seams at certain points.

It must be noted that the vertical pattern repeat on the fabric may not match exactly from unit to unit, due to the fabric pattern repeat size and also the need for seams on the adjacent units.

See Fabric Pattern Seam Guidelines earlier in this section for more information.

Estimated Material Requirement

COM yardage shown on each products COM/COL Material Requirement Chart is based on unpatterned (plain) fabrics only.

More yardage may be required depending upon the upholstery pattern, repeat, directionality and pattern matching. Leather yield varies from 60-80% and may be affected by the quality of the COL including location and quantity of blemishes, size and shape of hide. The size of the sewing pattern and the number of units ordered may also impact yield. Always round-up to the next yard or hide for each unit that is specified prior to calculating. For larger unit quantities, additional hides may be required.

COL Hide Calculation

When calculating the number of hides required, one must first understand the hide square footage from the chosen COL supplier as the size of leather hides vary by region and by line.

It is not possible to achieve 100% yield optimum due to the nature of hides having various configurations, blemishes and scars, as well as the individual chairs part sizes and part dimensions. Customer order size may also impact yield. Hide calculation requires use of the smallest hide size and applying a yield factor of 70% utilization in order to estimate the usable square footage.

As an example, a supplier of hides from a particular region may advise that their hides vary in size from 55-60 square feet. Hide calculation is required to use the smallest hide size (55 square feet in this case) and apply a yield factor of 70% utilization.

When the square footage required for each chair is **less than the usable square footage of (1X) hide**:

SAMPLE CASE A:

26 chairs are to be ordered and the COL Material Requirement Chart indicates 16.5 square feet COL is required per chair. The smallest hide size identified by the supplier is 55 square feet.

$55 \text{ square feet} \times 70\% \text{ yield} = 38.5 \text{ square feet usable hide size}$

$38.5 \text{ square feet usable hide size} \div 16.5 \text{ square feet required per chair} = 2.33 \text{ chairs per hide}$

Round down the number of chairs produced from a hide = 2 chairs per hide

For 26 units, divide by 2 chairs per hide = 13 hides

A total of 13 hides are estimated to complete the order.

When the square footage required for each chair is **greater than the usable square footage of (1X) hide**:

SAMPLE CASE B:

2 sofas are to be ordered and the COL Material Requirement Chart indicates 88 square feet COL is required per sofa. The smallest hide size identified by the supplier is 55 square feet.

$55 \text{ square feet} \times 70\% = 38.5 \text{ square feet usable hide size}$

$38.5 \text{ square feet usable hide size} \div 88 \text{ square feet required per sofa} = 0.44 \text{ sofas per hide}$

For 1 unit $\div 0.44 \text{ chairs per hide} = 2.27 \text{ hides to create (1x) sofa}$

Round up to 3 hides per sofa

To calculate for (2x) units, multiply by 2

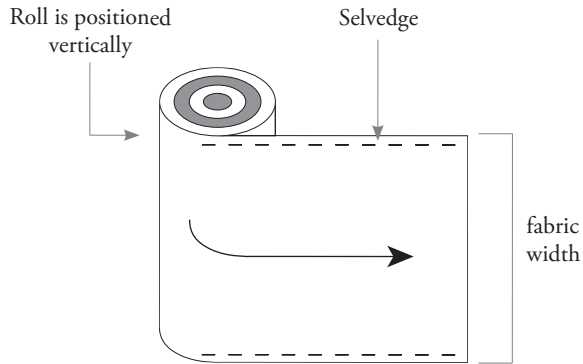
A total of 6 hides are estimated to complete the order.

customer's own material (COM) (continued)

Fabric Direction

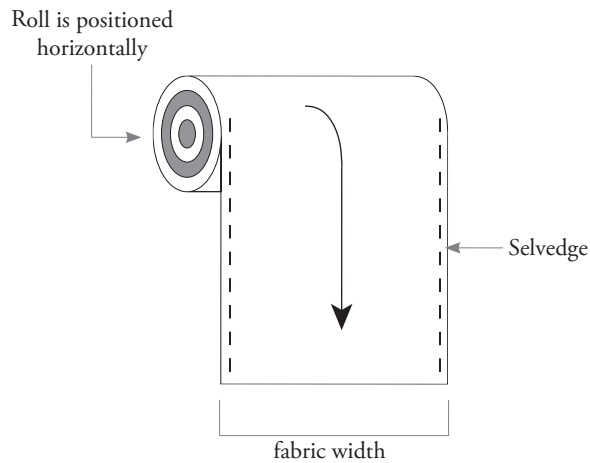
All Standard Panel Fabrics are applied railroaded.

Railroaded application (RR)



All Standard Seating and Architectural Fabrics are applied Off-the-Bolt.

Off-the-Bolt application (OB)



finishes care & maintenance

Regular cleaning of your furniture system will maintain the appearance and optimize the long term return on investment.

Zones Seating

Due to the unique shape and size of **Zones Seating** and the inherent properties of some fabrics, mild creasing or puckering may result and is not considered a quality issue by Teknion. In most cases, the fabric can be smoothed-over by hand to improve the appearance.

Whiteboard

Cleaning

We recommend that you erase your whiteboard after every use.

If you need to leave the content on your board then we recommend that the whiteboards should at least be cleaned weekly with the wet whiteboard cleaner recommend by the related marker manufacturer.

Cleaning your whiteboard will remove the chemical build-up that can occur with repeated use of dry erase markers. This can help maintain your whiteboard.

Maintenance

Use Dry erase markers only. All dry erase markers can write legibly on a whiteboard surface, but not all will erase properly due to their composition. Do not use low odor dry erase markers or permanent (indelible) markers. The use of proper markers can help avoid staining or ghosting.

Follow the Cleaning recommendations. It is recommended that the whiteboard is erased daily using an eraser designated for use with dry erase markers from the marker manufacturer. We also recommend that a complete cleaning is performed at least once a week with the wet whiteboard cleaner recommend by the related marker manufacturer.

To remove permanent marker. Write on top of the permanent marker, erase with a dry eraser, using a dry erase marker, and then clean with the wet whiteboard cleaner recommend by the related marker manufacturer.

Ghosting Issues

Faded content that remains on your whiteboard after erasing/cleaning is commonly known as ghosting.

To help avoid ghosting, do not use permanent or non-dry erase markers. Avoid using red and orange markers for easier cleaning and to reduce the likelihood of ghosting.

In order to avoid ghosting please use our cleaning and maintenance recommendations. If ghosting remains please try of the following actions to remove

Apply whiteboard cleaner and wipe entire whiteboard with a paper towel, and let dry. Use Mix Joy® dishwashing detergent with warm water and apply to the whiteboard using a paper towel, then wipe dry with a clean cloth. Repeat as necessary.

If ghosting or staining remains, you could use a small amount of rubbing alcohol on a clean, soft towel.

Metal & Plastic

Wash surface regularly with mild soap and water. Dry with a clean cloth or soft paper towel to prevent soap streaks.

Source Laminate & Fascia Laminate

In order to maintain the life and appearance of your thermally fused melamine panels, please follow these guidelines:

- May be easily cleaned using a mild, non-abrasive, all purpose cleaner and a soft cloth. Coffee, tea or other difficult stains may be removed using a mild household detergent or a paste of baking soda and water (note: 10-20 strokes should remove most stains, excessive force or scrubbing may damage the surface).
- Abrasives such as scouring pads or gritty cleansers may permanently dull and /or scratch the surface and result in future staining.
- Do not place hot cookware, dishes or objects onto the surface. Knives and other sharp objects used directly on the surface can also be damaging.

Foundation Laminate

High pressure laminate (HPL) surfaces are highly resistant to wear, scratching, boiling water, food acids, alcohols, oil, grease and ordinary household chemicals.

General Care

Surfaces will retain their original appearance indefinitely when these simple precautions are followed:

- Wash surface with a non-residual, streak free cleaning product such as glass cleaner (ammonia based cleaner) to remove residue (oils, fingerprints, glass rings, smudges and smears).
- To remove superficial stains which may not be easily removed with soap and water, use a non-abrasive liquid cleaner.
- Use of an eraser can assist in the removal of ink marks.
- Avoid gritty or abrasive liquid cleaners and cleansing powders.
- Avoid bleaching cleaners and cleansing powders.
- Use a wooden cutting board when cutting, slicing or chopping.
- Use a trivet or hot pad under appliances.

Seamless Color

Surfaces will retain their original appearance indefinitely when these simple precautions are followed:

- Wash surface regularly with mild soap and water. Dry with a clean cloth or soft paper towel to prevent soap streaks.
- To remove superficial stains which may not be easily removed with soap and water, use a non-abrasive liquid cleaner.

finishes care & maintenance (continued)

Flintwood & Natural Veneer

Teknion furniture is built to strict specifications to ensure many years of exceptional use. Like all natural products, Teknion wood surfaces may vary slightly in grain texture and color. Because each piece of furniture is unique, minor variations between pieces can be expected.

The beauty of Teknion's veneer is enhanced with a clear top coat which is not affected by most liquids found in offices or homes. This finish contains inhibitors to help prevent pigments from fading. However, like any wood product, the finish will fade with prolonged exposure to intense light.

Cleaning & Polishing

To clean, simply wipe the surface (in the direction of the grain) first with a dry cloth. Circular or sideways rubbing can adversely affect the appearance of the wood finish. If the surface is exceptionally dirty, add a mild soap solution to the water. Waxes and furniture polishes should be avoided as they may result in buildup or may deepen the gloss of the furniture.

General Care

- Remove any spilled liquids immediately with a blotting rather than a wiping action.
- Do not drag objects across finished surfaces.
- For chips, scratches or unusual damage, professional repair may be required.
- Avoid exposing the surface to extreme heat, cold or humidity.
- The surface finish may be burn-resistant but the wood beneath the finish is not and can be charred (e.g. by a burning cigarette).
- Exposure to strong sunlight should be avoided. The surface finish is fade proof but the wood beneath may change in color from extended exposure to sunlight.
- Place a desk pad under mechanical equipment. Rubber and oil will permanently mark the surface.
- Dust the surface frequently with a clean, soft, dry cloth.

Solid Surface

Routinely clean with a damp cloth. If a stain develops, wipe it with soap and water, or if you prefer wipe it clean with glass cleaner.

Do not expose your solid surface worksurface to harsh chemicals.

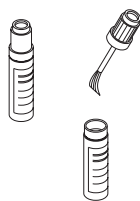
For tough stains, apply an abrasive cleanser and buff with a Scotch-Brite® pad using a circular motion.

touch-up kits

Teknion offers two types of Touch-Up Kits; a bottle with brush (paint) or a crayon, depending on which finish the product is applied.

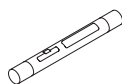
KT100 – Bottle with brush is available for:

Foundation
Mica
Accent
Filling & Storage Paint Colors
Seamless Color (not available for Group 2 colors)



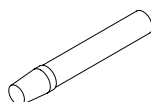
KT401 – Crayon is available for:

Fascia Laminate
Flintwood
Natural Veneer
Seamless Color (available for Group 1 colors)



KT402 – Marker is available for:

Flintwood
Natural Veneer
Seamless Color (available for Group 1 colors)



Ordering Touch-Up Kits:

Touch-Up Kits can be ordered through the Leverage product line specification software.

Touch-Up Kit Directions

Before You Begin

Make sure the surface is clean, dry and free of grease and oil. If needed, use a mild solvent and a clean cloth to wipe down surface. NOTE: Touch-Up should be used on small nicks and scratches only. It is not meant for large areas or deep gouges.

How to Use the Small Brush (KT100)

Always shake the bottle for at least one minute after the mixing balls begin to rattle. If the product is not adequately mixed, the color of the paint will not be correct. (Do not try to get all of the residue on the bottom of the bottle; it will never totally blend). Make sure that the product is capped tightly before shaking.

Dip brush into the bottle as far as it will go.

Slowly remove the brush from the bottle. The brush wiper which is mounted in the bottle opening reduces the opening diameter and helps to wipe excess paint from the brush. This eliminates dripping paint from the brush after removing it from the bottle.

Brush paint on with smooth strokes. Use very slight pressure when touching the brush to the substrate. Avoid retouching the wet paint film with the brush after it is applied. Do not try to retouch applied paint after paint has set up for more than 2 minutes.

When finished, recap the bottle.

How to Use the Crayon (KT401)

Apply by simply rubbing the semi-hard compound into the defect or damaged substrate or finish in a variety of directions.

Once applied, and slightly overfilled, the excess filler is removed by carefully leveling off using a semi-flexible plastic leveling card. An old bank card works sufficiently for this step. To finish off the task, use a soft lint free cloth for wiping off any further excess material from the area being worked on. Paper towel can also be substituted for a lint free cloth and this purpose.

How to Use the Marker (KT402)

Shake marker thoroughly to get full color strength. Depress the nib to begin material flow. Do not overload the nib with material. With light strokes, slowly apply color to the damaged area being careful not to “puddle” the material. Gently feather the applied material with a finger to blend the color in with the surrounding area.

teknion

www.teknion.com

teknion asia hq:
Lot 761 Jalan Haji Sirat
Off Jalan Meru,
42100 Klang, Selangor
Malaysia
Tel 603-3342-4345

in canada:
1150 Flint Road
Toronto, Ontario
m3j 2j5 Canada
Tel 866.teknion
866.835.6466

in the usa:
350 Fellowship Road
Mt Laurel, New Jersey
08054 usa
Tel 877.teknion
877.835.6466

other offices located in:
Europe, South and Central America
Middle East and Russia
For regional contact information
go to www.teknion.com

my 06
©Teknion 2019

®, ™ trade marks of Teknion
Corporation and/or its subsidiaries or
licensed to it. Patents may be pending.

Some products may not be available
in all markets. Contact your
local Teknion Representative for
availability.