


Product data sheet

**Shower grab rail with sliding shower head rail,
System 900 900.35.36140**

HEWI



Similar picture

Available in USA

Shower grab rail with sliding shower head rail, System 900
900.35.36140

- vertical and horizontally arranged rails connected at right angles with fixing trim and shower head holder
- with shower head rail that can be slide to the side (for installation)
- right-hand version
- vertical length 49 3/16 inch (1250 mm), horizontal lengths 37 5/16 inch (947 mm) and 25 1/2 inch (647 mm), 2 3/4 inch (70 mm) deep
- rail diameter 1 1/4 inch (32 mm), tube thickness 1/16 inch (2 mm), rose diameter 2 3/4 inch (70 mm)
- load capacity up to 330 lbs (150 kg)
- made of high-quality stainless steel, chrome
- shower head holder made of high-quality matt polyamide in the HEWI colors 98 (signal white) and 92 (anthracite gray)
- suitable for handheld shower heads from various manufacturers
- shower head holder can be tilted continuously and, after pressing a large pushbutton, its height can be adjusted
- cone-shaped insert on the shower head holder makes it easier to mount the handheld shower head
- reduced number of fixing trim due to innovative corner connection
- including non-corrosive and tested HEWI fixing material for wall mounting and sealing tape for sealing the drilling points
- meets the requirements of 2010 ADA standards and ICC/ANSI A117.1-2009



GERMAN
DESIGN
AWARD
WINNER
2019

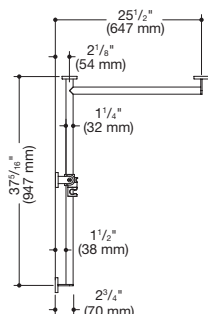
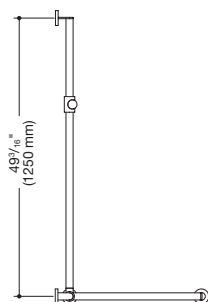


GERMAN
INNO
VATION
AWARD '19
WINNER



- ADA compliant


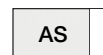
Dimensions



Surface/Colors



Alternative surfaces/colors



Powder coatings

Technical information subject to alteration, September 2nd, 2019

HEWI Inc.
80 Pine Street, 24th Floor
New York, NY 10005

Phone: 646 405-1032
Fax: 646 405-1027

hewi@hewi.us
www.hewi.com