



GSA prices effective April 1, 2019  
(based on January 7, 2019, commercial price list)  
Published January 2020

## Storage Systems

### Meridian® Lateral Files

#### **General Services Administration Federal Supply Service Authorized Federal Supply Schedule Price List**

Online access to contract ordering information, terms and conditions, up-to-date pricing, and the option to create an electronic delivery order is available through GSA Advantage!, a menu-driven database system. The Internet address for GSA Advantage! is [www.gsaadvantage.gov](http://www.gsaadvantage.gov).

Office Furniture  
FSC Group 71, Part 1  
Contract Number: GS-03F-036DA  
Contract Period: December 21, 2015—December 20, 2020

Herman Miller, Inc.  
855 East Main Avenue  
Zeeland, Michigan 49464  
(616) 654 3000 Phone  
(616) 654 8278 Fax  
[www.HermanMiller.com/government](http://www.HermanMiller.com/government)

Business Size: Large



# Contract Information

## 1a. Special Item Numbers (SIN)

SIN 71-1

Packaged Offices

SIN 711-1

Furniture Systems

SIN 711-2

Computer Furniture

SIN 711-3

Filing and Storage Cabinets

SIN 711-11

Tables and Accessories

SIN 711-16

Upholstered Seating

SIN 711-18

Multi-Purpose Seating

SIN 711-91

Project Management

Services under this SIN may be used only in conjunction with the purchase of new furniture. Please contact your local Herman Miller representative to discuss the available labor categories (listed below). The hourly rates listed are "Not To Exceed" or "NTE" values.

Furniture Project Manager: \$64.75 per hour

Furniture Project Coordinator: \$49.00 per hour

Build-Out Project Manager: \$80.00 per hour

SIN 711-93

Reconfiguration and Relocation Services

Reconfiguration and Relocation Services will be provided by Herman Miller, Inc., or its participating dealer based on a fee not to exceed \$55 per hour, which applies to services totaling \$150,000 (per SIN) and below only. Services above \$150,000 shall be negotiated on a case-by-case basis. This SIN may only be used with the purchase of new product under SIN 711-1.

See \* Additional Notes for Installation & Reconfiguration and Relocation Services.

SIN 711-94

Design/Layout

Design service will be provided by Herman Miller, Inc., or its participating dealer based on a fee not to exceed \$65 per hour.

SIN 711-95

Installation Services

Installation Services will be provided by Herman Miller, Inc., or its participating dealer based on a fee not to exceed \$55 per hour (\$82.50 per hour for after-hours Installation), which applies to services totaling \$150,000 (per SIN) and below only. Services above \$150,000 shall be negotiated on a case-by-case basis.

See \* Additional Notes for Installation & Reconfiguration and Relocation Services.

\* Additional Notes for Installation & Reconfiguration and Relocation Services:

FOB Destination (Drop Ship): Price includes product delivery to the site, brought to the tailgate of the truck. The purchaser is responsible for unloading.

Prices effective up to the maximum order by SIN only. Above the MO, pricing shall be negotiated on a case-by-case basis between the client and local dealer.

Standard Services are Subject to the Following Conditions:

Installation will be performed during normal weekday working hours.

Adequate facilities for delivery, unloading, moving and staging/storing the product during the installation process shall be provided.

Service work will not be hindered by other trades.

Electric, heat, and adequate elevator service will be furnished without charge.

The immediate installation area shall be complete and free of debris including the carpet/flooring before installation commences.

Any work requiring a licensed electrician is the responsibility of the buyer.

Additional Charges May Apply For:

Major Metro Markets and any non-ground floor installation.

Major Metro Markets include large population centers and urban environments.

Installation in a clinical/medical environment.

Special restrictions or limits established by local laws, ordinances or the directions of the buyer, including but not limited to restrictions on transportations of materials, street access to the job site and/or dock facilities.

Installations outside of a 50 mile radius of the servicing dealer.

Local Prevailing Wage and/or Union Labor Rates.

Any additional charges shall be quoted by the dealer and approved by the buyer prior to performance of the work.

SIN 711-96

Leasing

Contact Herman Miller participating government dealer for current leasing information.

SIN 711-99

New Product Introductions

Contract Information

continued

SIN 711-500  
Order-Level Materials (OLMs)  
This SIN is only for products and/or services used in direct support of the purchase of new furniture. It requires approval from the ordering Contract Officer. Please contact your local Herman Miller representative to discuss the appropriate use of this SIN.

1b. Lowest Priced Model

SIN 711-1:	G9999.B	\$9
SIN 711-2:	6-5-D	\$40
SIN 711-3:	L29P.15	\$11
SIN 711-11:	DT9A.	\$39
SIN 711-16:	OA401	\$43
SIN 711-18:	AS90598	\$51
SIN 711-99:	BVP3.S	\$12

1c. Not applicable

2. Maximum Order

SIN 711-1, SIN 711-2  
\$500,000 net product value

SIN 711-3, SIN 711-11  
\$300,000 net product value

SIN 711-16, SIN 711-18  
\$200,000 net product value

SIN 711-93  
\$150,000

SIN 711-94  
\$150,000

SIN 711-95  
\$150,000

SIN 711-96  
\$500,000 net product value

SIN 711-99  
\$50,000 net product value

SIN 711-500  
\$100,000

3. Minimum Order

\$100 net

4. Geographic Coverage

Continental U.S.  
Orders for Alaska, Hawaii, and Puerto Rico will be shipped F.O.B. inland carrier point of exportation.

5. Point of Production

Zeeland, Ottawa County, Michigan  
Spring Lake, Ottawa County, Michigan

6. Pricing

Prices shown are list. Discounts include Industrial Funding Fee.

SIN 711-1  
Product: Selected Action Office 1, Action Office 2, C-Style Overhead Storage, Ethospace System, Quadrant Pedestals, Supplemental Products, Tu Pedestals, and approved Herman Miller Options Products.

Standard Lead Time	Single Order Net Purchase	Discount From list
	\$100 - 250,000	73.8%
	\$250,001 - 500,000	76.8%

SIN 711-1  
Product: Selected Nevi™ Tables, Nevi Link, Renew™ Tables, Renew Link and approved Herman Miller Options Products

Standard Lead Time	Single Order Net Purchase	Discount From List
	\$100 - 500,000	73.8%

SIN 711-1  
Product: Selected Motia® Tables, and approved Herman Miller Options Products

Standard Lead Time	Single Order Net Purchase	Discount From List
	\$100 - 500,000	73.8%

SIN 711-1  
Product: Tu Wood Pedestals and approved Herman Miller Options Products

Standard Lead Time	Single Order Net Purchase	Discount From List
	\$100 - 300,000	74.3%

SIN 711-1  
Product: Selected Canvas Office Landscape (Beam, Channel, Dock, Group, Metal Storage, Private Office, Vista, Wall, and Wood Storage) and approved Herman Miller Options Products

Standard Lead Time	Single Order Net Purchase	Discount From List
	\$100 - 500,000	74.8%

# Contract Information

continued

SIN 711-1

Product: Selected Layout Studio® and approved Herman Miller Options Products

Standard Lead Time	Single Order Net Purchase	Discount From List
	\$100 - 500,000	60.7%

SIN 711-1

Product: Selected Meridian Pedestals and approved Herman Miller Options Products

Standard Lead Time	Single Order Net Purchase	Discount From List
	\$100 - 500,000	64.2%

SIN 711-1

Product: Selected Thrive Portfolio and approved Herman Miller Options Products

Standard Lead Time	Single Order Net Purchase	Discount From List
	\$100 - 250,000	62%
	\$250,001 - 500,000	66.4%

SIN 711-2

Product: Canvas Metal Desk and approved Herman Miller Options Products

Standard Lead Time	Single Order Net Purchase	Discount From List
	\$100 - 500,000	74.8%

SIN 711-3

Product: Meridian Laterals, Towers, and Storage products and approved Herman Miller Options Products

Standard Lead Time	Single Order Net Purchase	Discount From List	Towers & Storage
	\$100 - 300,000	67.3%	66.3%
			62.7%

SIN 711-3

Product: Tu Lateral Files, Tu Storage, Tu Towers, Tu Wood Cases, Tu Wood Cubbies, Tu Wood Credenzas, Tu Wood Towers, and approved Herman Miller Options Products

Standard Lead Time	Single Order Net Purchase	Discount From List
	\$100 - 300,000	74.3%

SIN 711-11

Product: Selected Tables and Accessories and approved Herman Miller Options Products

Standard Lead Time	Single Order Net Purchase	Discount From List
Avive® Tables	\$100 - 250,000	72.8%
	\$250,001 - 500,000	74.8%
Eames® Conference & Dining Tables	\$100 - 250,000	73.6%
	\$250,001 - 300,000	77.6%
Everywhere™ Tables	\$100 - 300,000	73.8%
Headway™ Tables	\$100 - 300,000	73.8%

SIN 711-16

Product: Swoop upholstered seating products and approved Herman Miller Options Products

Standard Lead Time	Single Order Net Purchase	Discount From List
Plex® Lounge Furniture	\$100 - 200,000	59.5%
Swoop™	\$100 - 200,000	60.7%
Valor™ Family	\$100 - 200,000	54.91%

SIN 711-18

Product: Selected Seating and approved Herman Miller Options Products

Standard Lead Time	Single Order Net Purchase	Discount From List
Aeron®	\$100 - 200,000	64.5%
Aside®	\$100 - 200,000	64.2%
Caper®	\$100 - 200,000	61.5%
Celle®	\$100 - 200,000	59.7%
Cosm™	\$100 - 200,000	61.7%
Embody®	\$100 - 200,000	59.7%
Keyn	\$100 - 200,000	57.7%
Lino™	\$100 - 200,000	63.7%
Mirra® 2	\$100 - 200,000	61.7%
Sayl®	\$100 - 200,000	62.2%
Setu®	\$100 - 200,000	59.7%
Verus™	\$100 - 200,000	63.7%

SIN 711-99

Product: Selected Exclave®, Locale®, Public Office Landscape®, Resolve® System, and approved Herman Miller Options Products

Standard Lead Time	Single Order Net Purchase	Discount From List
Exclave	\$100 - 50,000	61.7%
Intent Solution	\$100 - 50,000	58.7%
Locale	\$100 - 50,000	63.7%
Public Office Landscape	\$100 - 50,000	61.7%
Resolve System	\$100 - 50,000	69.8%

# Contract Information

*continued*

## 7. Quantity Discounts

Reference item #6.

## 8. Payment Term

Net 30 days

## 9. Government Commercial Credit Card

- a. Government commercial credit cards are accepted below the micropurchase threshold.
- b. Government commercial credit cards are accepted above the micropurchase threshold.

## 10. Foreign Items

None

## 11. Time of Delivery

- a. 90 day ARO
- b. Expedited delivery: Items listed in the 10-Day section of the catalogs are available for expedited delivery.
- c. Overnight/2-day delivery: Select items may be available for overnight or 2-day delivery. Contact Herman Miller or a participating dealer for availability and rates.
- d. Urgent requirements: Agencies may contact contractor or participating dealer to request faster delivery.

## 12. F.O.B.

F.O.B. destination except Alaska, Hawaii, and Puerto Rico, which will be shipped F.O.B. inland carrier point of exportation.

## 13. Ordering Address

- a. Herman Miller, Inc.,  
Government Customer Care 0161  
855 East Main Avenue  
Zeeland MI 49464.
- b. For supplies and services, the ordering procedures information on Blanket Purchase Agreements (BPA's) and a sample BPA can be found at the GSA/FSS Schedule homepage ([www.fss.gsa.gov/schedules](http://www.fss.gsa.gov/schedules)).

## 14. Payment Address.

Herman Miller, Inc.  
22764 Network Place  
Chicago, IL 60673-1227

## 15. Warranty

Herman Miller, Inc., commercial warranty applies.

## 16. Export Packing Charge

Prices supplied on request.

## 17. Terms and Conditions of Government Purchase Card Acceptance

(any thresholds above the micropurchase level)

None.

## 18. Rental Maintenance and Repair Terms

Not applicable

## 19. Terms and Conditions of Installation

Installation Services will be provided by Herman Miller, Inc., or its participating dealer based on a fee not to exceed \$55 per hour (\$82.50 per hour for after-hours Installation), which applies to services totaling \$150,000 (per SIN) and below only. Services above \$150,000 shall be negotiated on a case-by-case basis.

Additional Notes for Installation & Reconfiguration and Relocation Services:

FOB Destination (Drop Ship): Price includes product delivery to the site, brought to the tailgate of the truck. The purchaser is responsible for unloading.

Prices effective up to the maximum order by SIN only. Above the MO, pricing shall be negotiated on a case-by-case basis between the client and local dealer.

Standard Services are Subject to the Following Conditions:

Installation will be performed during normal weekday working hours.

Adequate facilities for delivery, unloading, moving and staging/storing the product during the installation process shall be provided.

Service work will not be hindered by other trades.

Electric, heat, and adequate elevator service will be furnished without charge.

The immediate installation area shall be complete and free of debris including the carpet/flooring before installation commences.

Any work requiring a licensed electrician is the responsibility of the buyer.

Additional Charges May Apply For:

Major Metro Markets and any non-ground floor installation.

Major Metro Markets include large population centers and urban environments.

Installation in a clinical/medical environment.

Special restrictions or limits established by local laws, ordinances or the directions of the buyer, including but not limited to restrictions on transportations of materials, street access to the job site and/or dock facilities.

Installations outside of a 50 mile radius of the servicing dealer.

Local Prevailing Wage and/or Union Labor Rates.

Any additional charges shall be quoted by the dealer and approved by the buyer prior to performance of the work.

# Contract Information

*continued*

## 20. Terms and Conditions of Repair Parts

Not applicable

## 21. Service and Distribution Points

For service and distribution points nearest you, call (800) 851 1196.

## 22. Participating Dealers

Access Herman Miller web site for current list of participating dealers: [www.HermanMiller.com/government](http://www.HermanMiller.com/government).

## 23. Preventive Maintenance

Not applicable

## 24a. Special Attributes.

2018

Herman Miller receives the Corporation of the Year—Consumer Products award from the Michigan Minority Supplier Development Council.

Herman Miller achieves the Advanced Excellence in Supplier Diversity Award from the Great Lakes Women's Business Council for doing business with women-owned suppliers.

As one of the top-scoring companies in the industry for the fourteenth consecutive year, Herman Miller has qualified for inclusion in RobecoSAM's 2018 Sustainability Yearbook and received the Silver Class distinction for excellent sustainability performance—economic, environmental, and social.

Aeron receives Good Design Award from The Chicago Athenaeum Museum of Architecture and Design.

The Cosm Chair won the 2018 Best of NeoCon Gold Award in the Ergonomic Seating Category, the Interior Design HiP Award in the Ergonomic Seating Category, and a #MetropolisLikes Award. Cosm also won Mix Interiors "Product of the Year—Task" award.

For the 11th consecutive year, Herman Miller received a perfect score on the Corporate Equality Index and we were designated as Best Place to Work for LGBT equality. This report evaluates U.S. companies in terms of diversity, particularly their LGBT-related policies and practices.

2017

Herman Miller was named the 2017 "Corporation of the Year" in the consumer products sector by the Michigan Minority Supplier Development Council (MMSDC).

Herman Miller has received a 2017 SEAL (Sustainability, Environmental Achievement and Leadership) Business Sustainability Award.

Herman Miller has earned the 4 Star Diversity Visionary Award. This award celebrates the diversity, equality, and inclusion work of Herman Miller. The award is presented at the annual Diversity Equity Inclusion Summit, held by the Grand Rapids Area Chamber of Commerce.

Herman Miller named one of the Best and Brightest in Wellness for the fifth year in a row.

Working Mother magazine has recognized Herman Miller as one of the 2017 Working Mother 100 Best Companies.

Herman Miller earned our tenth consecutive perfect score in Human Rights Campaign (HRC) Foundation's 2017 Corporate Equality Index.

As one of the top-scoring companies in our industry for the thirteenth consecutive year, Herman Miller has qualified for inclusion in RobecoSAM's 2017 Sustainability Yearbook and received the Bronze Class distinction for our excellent economic, environmental, and social sustainability performance.

Herman Miller has once again earned the WorldatWork Seal of Distinction, a unique standard of excellence in work-life effectiveness that shows we provide a distinct, mutually beneficial workplace experience.

2016

Herman Miller was recognized as the Business of the Year at the Annual Meeting of the West Michigan Environmental Action Council (WMEAC). This award goes to the business with the greatest depth and breadth of support, unwavering dedication to environmental action in West Michigan, and a strong corporate commitment to environmental advocacy.

The 101 Best and Brightest Sustainable Companies once again (fifth consecutive year) recognized Herman Miller as an organization in Michigan (and for the first time, in the nation) that exhibits leadership and innovation in its approach to sustainability.

Herman Miller has been recognized by the Michigan Minority Supplier Development Council (MMSDC), as a "Corporation of the Year", and we also received a "2016 Excellence in Supplier Diversity Award" from the Great Lakes Women's Business Council. Additionally, we are the only West Michigan company this year to receive an "Ambassadors Championing Excellence" Award from the MMSDC.

Plex Lounge Furniture from Herman Miller receives #MetropolisLikes award at NeoCon 2016.

Plex Lounge Furniture from Herman Miller receives Interior Design HiP Award for Workplace Seating/Lounge at NeoCon 2016.

Spot Stools from Herman Miller Collection receive Interior Design HiP Award for Hospitality Seating at NeoCon 2016.

# Contract Information

*continued*

Herman Miller has been named a 2020 Women on Boards Winning Company. Companies selected for this recognition are considered champions of board diversity as 20 percent or more of their board seats are occupied by women.

Herman Miller selected for inclusion in the 2016 RobecoSAM Sustainability Yearbook for twelfth consecutive year.

Herman Miller again earns the WorldatWork Work-Life 2016 Seal of Distinction. This award identifies organizations that focus on programs that promote work-life balance and overall well-being.

2015

Herman Miller earns ninth consecutive perfect score in Human Rights Campaign (HRC) Foundation's 2016 Corporate Equality Index and we were designated as Best Place to Work for LGBT equality.

This is the fourth consecutive year that Herman Miller was named one of Michigan's Best and Brightest Sustainable Companies.

Herman Miller has received the Best and Brightest in Wellness Award for the third year in a row. This program is an innovative initiative that recognizes and celebrates quality and excellence in health awareness.

Herman Miller received the Forest Stewardship Council (FSC) Leadership Award for longstanding commitment to manufacturing with wood sourced from responsibly managed forests, which reduces environmental impacts by protecting against deforestation and forest degradation.

Herman Miller accepted its second Excellence in Reusable Packaging Award from the Reusable Packaging Association.

Herman Miller has once again been recognized for its commitment to best-in-class economic, environmental, and societal sustainability, earning a spot on the prestigious Dow Jones Sustainability Index (DJSI) for the twelfth consecutive year. We are the only contract furniture company recognized globally for its corporate sustainability leadership.

Herman Miller selected for inclusion in the 2015 RobecoSAM Sustainability Yearbook; awarded Bronze Class distinction for excellent sustainability performance for the second consecutive year.

Herman Miller received a Michigan Business Pollution Prevention (MBP3) Certificate – a recognition given by the Michigan Department of Environmental Quality (MDEQ) to organizations committed to environmental stewardship, conservation, and sustainable operations. This basic partnership with the MDEQ, which we've maintained since 1998, makes us eligible for our Clean Corporate Citizen (CCC) status that began in 2004 and our Environmental Leader status, which we received for the first time this past year.

MedAssets named Herman Miller Healthcare as Platinum Suppliers. MedAssets, a large group purchasing organization, helps providers enhance operational and financial performance so they can sustainably serve the needs of their community.

Herman Miller honored with five of 20 spots for the Michigan Environmental Leaders Award by the Michigan Department of Environmental Quality for our outstanding, voluntary environmental stewardship.

Renew Sit-to-Stand tables recognized on Record Products 2014 list by Architectural Record.

Herman Miller was again awarded a perfect score in the 2015 Corporate Equality Index. This is the eighth consecutive year we received a perfect score.

2014

Herman Miller has received the Best and Brightest in Wellness Award for the second year in a row. This program is an innovative initiative that recognizes and celebrates quality and excellence in health awareness.

Herman Miller's Locale wins International Design Excellence Awards (IDEA) Gold in the Office & Productivity category.

Herman Miller achieves eleventh consecutive listing on Dow Jones Sustainability World Index, an international stock portfolio that evaluates the annual performance of the world's largest 2500 companies using economic, environmental, and social criteria, known as the "triple bottom line" of sustainability.

2013

Herman Miller achieves tenth consecutive listing on Dow Jones Sustainability World Index.

Herman Miller has received the Best and Brightest in Wellness Award. This program is an innovative initiative that recognizes and celebrates quality and excellence in health awareness.

Herman Miller Earns Perfect Score on the Corporate Equality Index. We are one of only 303 major U.S. businesses to receive a perfect score in 2013, an achievement we have now obtained seven years in a row.

Herman Miller is listed in Forbes Magazine inaugural "Platinum List" of America's 400 best managed, large companies.

For the second consecutive year, Herman Miller is honored as one of West Michigan's "101 Best and Brightest Sustainable Companies".

2012

Herman Miller accepted its first Excellence in Reusable Packaging Award from the Reusable Packaging Association.



# Contract Information

*continued*

Herman Miller is named “Corporation of the Year” in the commercial products sector by the Michigan Minority Supplier Development Council.

In July 2012 Herman Miller was inducted into the Made in the USA Hall of Fame. Herman Miller is one of only 20 companies across the nation to receive this distinction.

Herman Miller achieves ninth consecutive listing on Dow Jones Sustainability World Index.

Herman Miller is honored as one of West Michigan’s 101 Best and Brightest Sustainable Companies.

The Sustainable Asset Management (SAM) group selected Herman Miller for inclusion in “The Sustainability Yearbook 2012” and has awarded Herman Miller both the “SAM Sector Leader” and “SAM Sector Mover” distinctions.

Herman Miller was named one of 16 Section Leaders on Climate Counts 2011-2012 Scorecard Report, making us the industry leader for Home and office Furnishings.

SGS International Certification Services, Inc., recognizes Herman Miller’s manufacturing sites, Midwest Distribution Center, and Design Yard for initial certification to the OHSAS 18001 standard as well as re-certification to ISO 14001.

2011

Trust Across America, a company dedicated to unraveling the complexities of trustworthy business behavior, listed Herman Miller as one of their “Top Ten Most Trustworthy Companies in America 2011.”

The U.S. Environmental Protection Agency (EPA) selected Herman Miller, as a WasteWise Gold Achievement—Climate Change winner.

Herman Miller achieves eighth consecutive listing on Dow Jones Sustainability World Index, an international stock portfolio that evaluates the annual performance of the world’s largest 2500 companies using economic, environmental, and social criteria, known as the “triple bottom line” of sustainability.

The Michigan Minority Supplier Development Council (MMSDC) named Herman Miller as its “Corporation of the Year” in the commercial products sector. This was the fifth time Herman Miller has received this award since 2005.

Herman Miller accepted its third Neighborhood Environmental Partners (NEP) award from the Michigan Department of Natural Resources and Environment.

Herman Miller receives the Reader’s Choice award from TreeHugger’s Best of Green: Design and Architecture category for the SAYL chair.

Herman Miller earns Citibank’s Global Environmental Vendor of the Year award.

The SAYL chair from Herman Miller was dubbed the “Product Design of the Year” from the 2010 International Design Awards (IDA) jury.

Herman Miller Healthcare’s Compass system was awarded a 2011 Medical Design Excellence Award (MDEA) for its research-based design and ability to be used in a variety of healing spaces, while simultaneously improving the overall delivery of healthcare.

The Sustainable Asset Management (SAM) Group selected Herman Miller for inclusion in the “Sustainability Yearbook 2011” and awarded us both the “SAM Sector Leader” and “SAM Sector Mover” distinctions.

Herman Miller has received the top rating for a fourth consecutive year in the Human Rights Campaign (HRC) Foundation’s eighth annual Corporate Equality Index. The “Best Places to Work for LGBT Equality” distinction is awarded to businesses that scored 100% on the HRC Foundation’s 2011 Corporate Equality Index.

Herman Miller again tops contract furniture industry in FORTUNE’s ‘Most Admired’ Companies survey. For the 23rd time in 25 years.

## 24b. Section 508 Compliance

Not applicable

## 25. Data Universal Numbering System (DUNS): 00-601-2801

## 26. Registered in System for Award Management ([www.SAM.gov](http://www.SAM.gov)) Database

## 27. Cancellation

Prior to production, no cancellation charge will apply. After production, only actual cost incurred that the contractor can demonstrate if items are sold after 3 months.

## 28. Restocking Charges

Agencies must notify the contractor for authorization prior to returning any items. The customer agency will be required to pay all packaging and return freight charges. A restocking fee of 50% for Systems Furniture and 35% for all other product lines will be charged for any returned items.

## Herman Miller Miscellaneous Information:

Federal ID Number: 38-0837640

Commercial and Government Entity Code (CAGE): 40636

Data Universal Numbering System (DUNS) 00-601-2801

Commercial Entity Code (CEC): 00702290J



<b>Introduction</b>	<b>page 2</b>
<b>Meridian® Lateral Files</b>	<b>3</b>
Stackable™ Lateral Files (Spec-A-File)	5
Freestanding Stackable Lateral Files (Standard Configuration)	23
Standard Pull	25
Arc Pull	30
Bar Pull	36
Bevel Pull	42
Ellipse Pull	47
Sloped Pull	52
Stackable Lateral File Tops	57
Mobile Stackable Lateral Files	59
Standard Pull	59
Bevel Pull	63
File Tops	67
File Surrounds	70
Stackable Lateral File Accessories	75
<b>Indices</b>	<b>81</b>
By Name	81
By Number	83
<b>Appendices</b>	
20-Day or Less/Assigned Lead-Time Order Information	
Keyed-Alike Information	
Vary Easy Program	
Stain-to-Match Program	
Customer's Own Material/Customer's Own Leather Order Information-Cushion Tops	
Proprietary Textiles Application Chart-Seating	
Proprietary Textile Colors-Seating	
Maharam® Application Chart-Seating	
Maharam Colors-Seating	
<b>For the latest materials information, refer to the Materials pages on HermanMiller.com.</b>	

# Introduction

## A Note on the Organization of This Book

There are a few signals that will help you understand the organization of this book. Once you know them, you should be able to find your way around easily.

### Like a newspaper, this book is formatted with columns of text and illustrations that run vertically.

Information wraps from one column to the next and continues for as many pages as it needs to.

### Black bars are clues.

A black bar at the top of a page signals the start of information about a product.

This information is divided into two sections, each signaled by a black bar. Product Information includes a description, additional notes, and dimensional drawings. Specification Information, which always begins at the top of a column, includes a series of steps. Each step represents a decision you need to make in order to complete your product number. Steps must be followed sequentially. The number of pages needed to complete information on a product varies; some will be complete in one page; others may fill three or four pages. Just continue going through the steps until you run into the next product, signaled by the black bar at the top of the page.

Black tabs running along the outside edge of the page help you locate what section you are in or what section you want to go to. You can thumb forwards or backwards to find a section; tabs and text appear on both sides of the page.

The additional pages in the back of the book include the appendices and indices. They are signaled by a long black bar running along the outside edge of the page.

### The index is presented two ways.

The first index is in alphabetical order by product name. It can be helpful if you are new to the products and numbering scheme or if you are looking for a type of product, such as work chair or round table.

The second index is by product number. It lists, in alphanumeric order, the base product number, typically a five-digit number.

## General Information

This book is effective April 1, 2019, subject to change without notice. Products may be purchased from authorized Herman Miller dealers who will quote prices upon request. For more information about our products and services or to see a list of dealers, visit [www.HermanMiller.com](http://www.HermanMiller.com).


All prices are list prices. Additional services, such as planning services, design, storage, and installation, are not included and must be added to these prices when the additional services are requested.


Illustrations, specifications, and prices are based on the latest information at the time of publication. The right is reserved to make changes at any time without notice in prices, fabrics, finishes, materials, specifications, and models, and also to discontinue models and finishes.

Dimensions shown in the drawings are engineering drawing dimensions rounded up to the nearest  $\frac{1}{8}$ ". Product is shipped set up or knocked down. Products that include "Shipped knocked down" in the description require some assembly. If this statement does not appear in the description, the product is shipped assembled.

Service problems are normally handled by a Herman Miller authorized dealer. Where this cannot be accomplished on a local level, service problems should be referred to the Customer Care Representative for your region, Herman Miller, Inc., Zeeland, Michigan 49464.

### 20-Day or Less/Assigned Lead-Time Shipments

All products and options in this price book not designated by an Assigned Program icon  will ship in **20 business days or less** after being acknowledged by Herman Miller.

Products and options designated by an  are on the assigned lead-time program and may ship in 20 days, less than 20 days, or more than 20 days from order acknowledgement.

**Stackable™ Lateral Files (Spec-A-File)**



# Meridian® Stackable™ Lateral Files


## Drawer Capacity & 20" Depth Filing

Drawer Capacity	Module Type	Case Depth	30" Letter	30" Legal	36" Letter	36" Legal	42" Letter	42" Legal
	Side-to-Side Filing in: C,D,N,E,G,H,L & P modules	20" or 18"	26 1/2"	26 1/2"	32 1/2"	32 1/2"	38 1/2"	38 1/2"
	Front-to-Back Filing in: N, P, E & D modules	20" 18"	35 1/2" 31 1/2"	N/A N/A	41 1/2" 37 1/2"	35 1/2" 31 1/2"	53 1/4" 47 1/4"	35 1/2" 31 1/2"


### Filing Comparison

#### 42" Wide Drawers

Side-to-Side Letter or Legal  
38 1/2 Filing Inches




Front-to-Back Letter  
53 1/4 Filing Inches




**Note:** 38% more filing capacity than side-to-side filing.

#### 36" Wide Drawers

Side-to-Side Letter or Legal  
32 1/2 Filing Inches




Front-to-Back Letter  
41 1/2 Filing Inches



**Note:** 28% more filing capacity than side-to-side letter type.

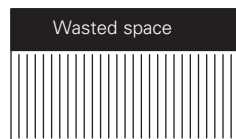
Front-to-Back Legal  
35 1/2 Filing Inches




**Note:** 9% more filing capacity than side-to-side legal type.

#### 30" Wide Drawers

Side-to-Side Letter or Legal  
26 1/2 Filing Inches



Front-to-Back Letter  
35 1/2 Filing Inches



**Note:** 34% more filing capacity than side-to-side letter type.

# Meridian® Stackable™ Lateral Files

## General Information

Standard Pull (26)

Bar Pull (2KP)

Bevel Pull (24)

### Spec-A-File

#### General Information

#### General Information

The Spec-A-File ordering procedure was designed to aid specifiers in meeting their exact filing needs. Since each component of the file (top, module, interior, base) is chosen individually, each file is a unique storage solution. The variety of top, module, and base heights available make the concern of meeting critical vertical heights a thing of the past.

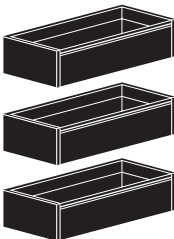
Spec-A-File is comprised of the following four components. Each component must be clearly specified and priced separately.

Note: Metallic paints have an upcharge of \$65 when specified for the case, and \$10 when specified for the leg base.



#### Tops

Four heights are available ( $\frac{1}{32}$ ", 1",  $1\frac{1}{4}$ ",  $6\frac{1}{2}$ ") in finishes of baked enamel. Laminate and veneer tops are available in  $1\frac{1}{4}$ " only. Veneer tops with oversail edge are  $1\frac{1}{8}$ ".



#### Modules

Various modules are available in heights of  $11\frac{3}{4}$ ",  $13\frac{1}{8}$ ",  $15\frac{1}{8}$ ",  $17\frac{5}{8}$ " and  $26\frac{1}{4}$ ".

#### Interiors

Several interior options are provided to meet your filing needs.




#### Bases

Five heights are available (1",  $1\frac{1}{2}$ ",  $2\frac{1}{4}$ ",  $3\frac{1}{4}$ ",  $4\frac{1}{4}$ ") in finishes of baked enamel.

#### Locks

Flush locks.



#### Final Assembly

Meridian will assemble all components as a complete lateral file up to 78". Files taller than 78" will be shipped as two units for final field assembly. Instructions are included.



# Meridian® Stackable™ Lateral Files

## Advanced Options

### Spec-A-File



#### Add-On Modules

In order to accommodate additional filing needs, add-on modules are available for field installation to an existing lateral file. Modules do not have a base and can be ordered with or without a top. If a lock cylinder is needed, see lock appendix for ordering information. If the lock cylinder resides in the existing file, the add-on modules will need to be specified with lockbars.

Example: 26-3618-ADDON

Lock Option: LB-Lockbars, to attach to an existing unit



#### Reversed Modules

Reversed file drawers allow one stack of lateral file modules to service two users—conserving floor space. For safety reasons, only one direction reversal is allowed per file. The number of modules facing each direction is not limited.

Drawers are reversed in the field by utilizing a stile lock hardware kit for additional lock and a reversing conversion kit for additional inter-lock pieces. Kit number: U1B31V4

Factory-reversed units need to be ordered through Herman Miller Options.



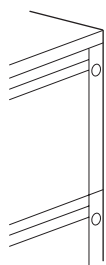
#### Stacking on Open & Pass-Through Modules

When open modules are located in the bottom position with drawer modules above, the unit must be ganged to a structural wall or ganged to multiple units with a common top spanning those units.

#### Advanced Options

The flexibility and modularity of the stackable lateral file modules allow a specifier to create an infinite number of storage solutions.


To further enhance the uniqueness of the file, use one of the following advanced options available in Advanced Spec-A-File:



#### Multiple Locks – Standard Pull

Since the lock is housed in the module frame of standard pull lateral files, locks can be strategically placed to accommodate multiple users in one filing unit. In the case of keyed alike, identified modules will have factory-installed lockbars and lock hole knocked out to allow for field installation of lock cylinder. If additional security is required between drawers, specify security pans between modules.

Existing files can be retrofitted with multiple locks by requesting a stile lock hardware kit from your Customer Care representative.



#### Combination Lateral File

It is considered to be a combination lateral file when combining standard pull with bevel or contour pull lateral file drawers. To specify a combination unit, choose a bevel or contour pull lateral file in Advanced Spec-A-File. The standard pull modules will be listed on the module choices, signified by the following note (2600 Series).

#### Multiple Paints

Multiple paints are available on a single unit by specifying one of the following options:

- F: Different case and front finishes
- M: Different top, module, and base finishes
- N: Unit all one color









# Meridian® Stackable™ Lateral File Tops

Standard Pull (26)

Bar Pull (2KP)

Bevel Pull (24)

## Spec-A-File

Tops	Description	Spec Code	H	D	W	LIST PRICE
No Top		NT				N/C
 <b>Square Edge Metal Top</b>	Metal top with square edge. Baked enamel finish.	T1	1"	20" or 18"	30"	\$ 65.
					36"	\$ 81.
					42"	\$ 96.
		T2	1 1/4"	20" or 18"	30"	\$ 65.
					36"	\$ 81.
					42"	\$ 96.
 <b>Radius Edge Metal Top</b>	Metal top with radius edge front and back. Baked enamel finish.	T3	1 1/4"	20" or 18"	30"	\$ 129.
					36"	\$ 144.
					42"	\$ 161.
 <b>Laminate Top with Vinyl Edge*</b>	Laminate top with vinyl edge.	TL	1 1/4"	20" or 18"	30"	\$ 138.
					36"	\$ 153.
					42"	\$ 170.
 <b>Wood Veneer Top</b>	Wood veneer top with 3mm edge banding.	TF <span style="border: 1px solid black; padding: 0 2px;">A</span>	1 1/4"	20" or 18"	30"	\$ 223.
					36"	\$ 239.
					42"	\$ 257.
 <b>Recut Veneer Top</b>	Recut veneer top with 3mm edge banding.	TR <span style="border: 1px solid black; padding: 0 2px;">A</span>	1 1/4"	20" or 18"	30"	\$ 217.
					36"	\$ 233.
					42"	\$ 250.
 <b>Wood Veneer Top with Oversail Front Edge*</b>	Wood veneer top and wood composite edge with oversail front.	TV1 <span style="border: 1px solid black; padding: 0 2px;">A</span>	1 1/8"	20" or 18"	30"	\$ 393.
					36"	\$ 408.
					42"	\$ 426.
 <b>Security Top</b>	Flat steel cover with baked enamel finish. Designed to protect contents and minimize overall height; not to be used for support or as an exposed top. Available on N, E and H modules and Overhead Storage Units only.	T6	1/32"	20" or 18"	30"	\$ 65.
					36"	\$ 81.
					42"	\$ 96.
 <b>Planter Top*</b>	Steel shell with baked enamel finish. Includes black plastic tub liner. Cannot house a lock.  * <b>Note:</b> When ordering a radius edge laminate top, laminate top with vinyl edge banding, planter top with a contour pull or bevel pull product, or a veneer top with oversail edge, an additional top is required if the file is to include a lock. Call Customer Service for details.	T7	6 1/2"	20" or 18"	30"	\$ 270.
					36"	\$ 284.
					42"	\$ 302.




## Meridian® Stackable™ Lateral File Dome Tops

Standard Pull (26)

Bar Pull (2KP)

Bevel Pull (24)

### Spec-A-File

Tops	Description	Spec Code	H	D	W	LIST PRICE
<b>Full Dome Top</b> 	6½" high metal top with full dome side-to-side. Baked enamel finish.	D1	6½"	18" or 20"	30"	\$ 344.
					36"	\$ 361.
					42"	\$ 377.
<b>Half Dome Top</b> 	6½" high metal top with half dome sloping left. Baked enamel finish.	H1	6½"	18" or 20"	30"	\$ 344.
					36"	\$ 361.
					42"	\$ 377.
	6½" high metal top with half dome sloping right. Baked enamel finish.	H2	6½"	18" or 20"	30"	\$ 344.
					36"	\$ 361.
					42"	\$ 377.

**Note:** When specifying a half dome or full dome top with bevel, bar or contour pull lateral files, a lock option is not available.


## Meridian® Stackable™ Lateral File Cushion Tops/Cushion Fabrics


Standard Pull (26)

Bar Pull (2KP)

Bevel Pull (24)

### Spec-A-File

Tops	Description	Spec Code	H	D	W	LIST PRICE
	Cushion top available 1" or 2" high, provides temporary guest seating. Attaches with velcro strips to 1" metal top included.	TC1	1"	18" or 20"	30"	\$ 398.
		TC2	2"		36"	\$ 398.
					42"	\$ 399.

Tops	Description	Spec Code	Fabric Category	UPCHARGE
	Cushion available in Herman Miller seating fabric.  <b>Fabric requirements:</b> Customer's Own Material (COM) requires yardage listed below.	See textile appendices for fabric families and color codes.	Price Category 1	N/C
			Price Category 2	\$ 68.
			Price Category 3	\$ 82.
			Price Category 4	\$ 101.
			Price Category 5	\$ 120.
			Price Category 7	\$ 137.
			Price Category 9	\$ 950.
			Price Category B	\$ 47.
			Price Category C	\$ 65.
			Price Category D	\$ 82.
			Price Category E	\$ 99.
			Price Category F	\$ 141.
			Price Category G	\$ 166.
			Price Category H	\$ 204.
			Price Category I	\$ 264.
			Price Category J	\$ 276.

Width of Cushion	Yards of Fabric
30"	1.05
36"	1.22
42"	1.40

When ordering more than one cushion, please round up the total yardage requirement to the next full yard of fabric.

# Meridian® Stackable™ Lateral File Overhead Storage Units

Standard Pull (26)

Bar Pull (2KP)

Bevel Pull (24)

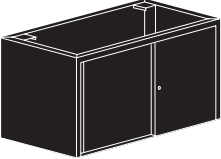
## Spec-A-File



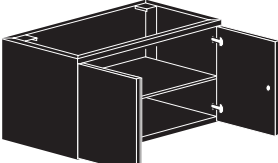
Description	Spec Code	H	D	W	Standard Pull (26)	Bar Pull (2KP)	Bevel Pull (24)
-------------	-----------	---	---	---	--------------------	----------------	-----------------

26 1/4" High

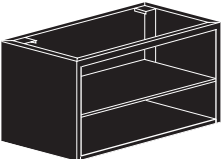
LIST PRICE

<b>OS</b> 	Overhead Storage*. Cabinet with locking sliding doors. Includes one adjustable shelf. (KA) lock options not available.	<b>OS</b>	26 1/4"	20"	30"	\$ 545.	N/A	N/A
					36"	\$ 622.	N/A	N/A
					42"	\$ 699.	N/A	N/A
					18" 30"	\$ 545.	N/A	N/A
					36"	\$ 622.	N/A	N/A
					42"	\$ 699.	N/A	N/A

Interior depth: 18" (20") and 16" (18"). Interior height: 24 1/4".

<b>OH</b> 	Overhead Storage*. Cabinet with locking hinged doors. Includes one adjustable shelf.	<b>OH</b>	26 1/4"	20"	30"	\$ 593.	\$ 618.	\$ 581.
					36"	\$ 666.	\$ 693.	\$ 652.
					42"	\$ 746.	\$ 777.	\$ 731.
					18" 30"	\$ 593.	\$ 618.	\$ 581.
					36"	\$ 666.	\$ 693.	\$ 652.
					42"	\$ 746.	\$ 777.	\$ 731.

Interior depth: 18" (20") and 16" (18"). Interior height: 24 1/4".

<b>OB</b> 	Overhead Storage*. Cabinet without doors. Includes one adjustable shelf.	<b>OB</b>	26 1/4"	20"	30"	\$ 501.	\$ 501.	N/A
					36"	\$ 581.	\$ 581.	N/A
					42"	\$ 654.	\$ 654.	N/A
					18" 30"	\$ 501.	\$ 501.	N/A
					36"	\$ 581.	\$ 581.	N/A
					42"	\$ 654.	\$ 654.	N/A

Interior depth: 18" (20") and 16" (18"). Interior height: 24 1/4".

### Note:

When ordering an overhead storage with a contour pull or bevel pull lateral file, an additional top is required if the file drawers are to lock. Call Customer Service for details.


### Application Notes:

Other modules can be placed on top of an overhead storage unit only if they have a fixed shelf.

Pull out shelves may not be used above an overhead storage unit.

### Note:

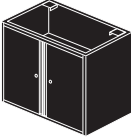

Doors and drawers will be proud of this module (OB).

Additional Overhead Shelf	Description	Spec Code	D	W	LIST PRICE
<b>NS</b> 	Adjustable steel shelf with matching baked enamel finish.	<b>NS</b>	20" or	30"	\$ 57.
			18"	36"	\$ 63.
				42"	\$ 68.


# Meridian® Stackable™ Lateral File Overhead Storage Units – Multi-User Standard Pull (26)


## Spec-A-File



Tops	Description	Spec Code	H	D	W	Standard Pull (26)	LIST PRICE
<b>OI</b> 	23½" partitioned overhead storage unit with two individually locking hinged doors and one adjustable shelf per opening.  Interior depth: 18" (20") and 16" (18"). Interior height: 21½".	<b>OI</b>	23½"	20"	30"		\$ 915.
					36"		\$ 988.
					42"		\$ 1059.
					18"	30"	\$ 915.
						36"	\$ 988.
						42"	\$ 1059.
<b>OM</b> 	26¼" partitioned overhead storage unit with two individually locking hinged doors and one adjustable shelf per opening.  Interior depth: 18" (20") and 16" (18"). Interior height: 24¼".	<b>OM</b>	26¼"	20"	30"		\$ 945.
					36"		\$ 1015.
					42"		\$ 1088.
					18"	30"	\$ 945.
						36"	\$ 1015.
						42"	\$ 1088.

The OI and OM overhead storage units can be used in conjunction with individually locking standard pull drawer modules to create multi-user storage and filing units. Security pans between drawers are available. Modules can also be reversed. The following examples can be used as guidelines, or contact your Customer Care representative for more details on reversed module stack combinations.



Additional Storage Shelf	Description	Spec Code	Cabinet	D	W	LIST PRICE
	Adjustable steel shelf with baked enamel finish.	<b>SSF-15</b>				\$ 57.
		<b>SSF-18</b>				\$ 63.
	15" fits one opening of 30" wide partitioned cabinet.	<b>SSF-21</b>				\$ 68.
	18" fits one opening of 36" wide partitioned cabinet.					
	21" fits one opening of 42" wide partitioned cabinet.					

# Meridian® Stackable™ Lateral File Modules

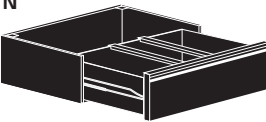
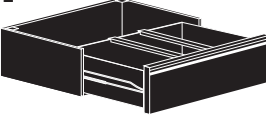
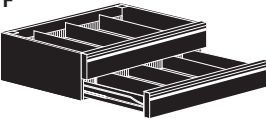
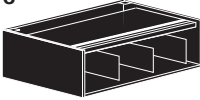
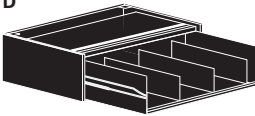
Standard Pull (26)

Bar Pull (2KP)

Bevel Pull (24)

## Spec-A-File



Modules	Description	Spec Code	H	D	W	Standard Pull (26)	Bar Pull (2KP)	Bevel Pull (24)
<b>11<sup>3</sup>/<sub>4</sub>" High</b>						LIST PRICE		
	File drawer / fixed front. Standard 9P interior: hanging folder rails for front-to-back filing. Optional interiors: 9M, 9R, 9W-LT, 9W-LG, 9C-LT, 9C-LG. Interior depth: 17 <sup>3</sup> / <sub>4</sub> " (20") or 15 <sup>3</sup> / <sub>4</sub> " (18"). Interior height: 10 <sup>5</sup> / <sub>8</sub> ". Hanging clearance: 9 <sup>7</sup> / <sub>16</sub> " for 9P, 9R, 9C-LG, 9C-LT.	<b>N</b>	11 <sup>3</sup> / <sub>4</sub> "	20" or 18"	30"	\$ 324.	\$ 337.	\$ 324.
					36"	\$ 353.	\$ 368.	\$ 353.
					42"	\$ 397.	\$ 417.	\$ 397.
<hr/>								
<b>13<sup>1</sup>/<sub>8</sub>" High</b>								
	File drawer / fixed front. Standard 9P interior: hanging folder rails for front-to-back filing. Optional interiors: 9M, 9R, 9W-LT, 9W-LG, 9C-LT, 9C-LG. Interior depth: 17 <sup>3</sup> / <sub>4</sub> " (20") or 15 <sup>3</sup> / <sub>4</sub> " (18"). Interior height: 12". Hanging clearance: 9 <sup>7</sup> / <sub>16</sub> " for 9P, 9R, 9C-LG, 9C-LT.	<b>E</b>	13 <sup>1</sup> / <sub>8</sub> "	20" or 18"	30"	\$ 324.	\$ 337.	\$ 324.
					36"	\$ 353.	\$ 368.	\$ 353.
					42"	\$ 397.	\$ 417.	\$ 397.
	Two half height drawers with fixed fronts. Standard 9T interior: 3 adjustable partitions per half drawer for index card filing. Interior depth: 17 <sup>3</sup> / <sub>4</sub> " (20") or 15 <sup>3</sup> / <sub>4</sub> " (18"). Interior height: 5 <sup>3</sup> / <sub>8</sub> ".	<b>F</b>	13 <sup>1</sup> / <sub>8</sub> "	20" or 18"	30"	\$ 624.	\$ 649.	\$ 624.
					36"	\$ 653.	\$ 680.	\$ 653.
					42"	\$ 697.	\$ 726.	\$ 697.
	Fixed shelf / flip door. Standard 9M interior: 3 movable dividers for side-to-side paper folder filing. Optional interiors: 9V. Interior depth: 17 <sup>3</sup> / <sub>4</sub> " (20") or 15 <sup>3</sup> / <sub>4</sub> " (18"). Interior height: 10 <sup>1</sup> / <sub>4</sub> ".	<b>C</b>	13 <sup>1</sup> / <sub>8</sub> "	20" or 18"	30"	\$ 328.	N/A	N/A
					36"	\$ 361.	N/A	N/A
					42"	\$ 405.	N/A	N/A
	Pull-out shelf / flip door. Standard 9M interior: 3 movable dividers for side-to-side paper folder filing. Optional interiors: 9Q, 9R, 9V, 9W-LT, 9W-LG, 9C-LT, 9C-LG. Interior depth: 17 <sup>3</sup> / <sub>4</sub> " (20") or 15 <sup>3</sup> / <sub>4</sub> " (18"). Interior height: 10 <sup>1</sup> / <sub>4</sub> ". Hanging clearance: 9 <sup>7</sup> / <sub>16</sub> " for 9P, 9R, 9C-LG, 9C-LT.	<b>D</b>	13 <sup>1</sup> / <sub>8</sub> "	20" or 18"	30"	\$ 369.	N/A	N/A
					36"	\$ 397.	N/A	N/A
					42"	\$ 440.	N/A	N/A

## Meridian® Stackable™ Lateral File Modules – *Continued*



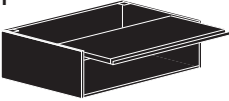
Standard Pull (26)

Bar Pull (2KP)

Bevel Pull (24)

### Spec-A-File



Modules	Description	Spec Code	H	D	W	Standard Pull (26)	Bar Pull (2KP)	Bevel Pull (24)
<b>13<sup>1</sup>/<sub>8</sub>" High</b>					<b>LIST PRICE</b>			
<b>J</b> 	Open module with full back accommodates binders up to 11 <sup>3</sup> / <sub>4</sub> " tall. Interior depth 17 <sup>1</sup> / <sub>2</sub> " or 19 <sup>1</sup> / <sub>2</sub> ". Interior height: 11 <sup>7</sup> / <sub>8</sub> ". Accommodates 9Y interiors (sold separately).  <b>Note:</b> Cannot be used as the bottom module if a counterbalance is specified.  <b>Note:</b> Security top cannot be attached to a "J" module.  <b>Note:</b> Door and drawers will be proud of this module (J).	<b>J</b>	13 <sup>1</sup> / <sub>8</sub> "	20" or 18"	30"	\$ 408.	\$ 408.	N/A
					36"	\$ 432.	\$ 432.	N/A
					42"	\$ 459.	\$ 459.	N/A
<b>K</b> 	Pass through unit. Interior depth: 19 <sup>3</sup> / <sub>4</sub> " (20") or 17 <sup>3</sup> / <sub>4</sub> " (18"). Interior height: 11 <sup>7</sup> / <sub>8</sub> ".  <b>Note:</b> Not field installable.  <b>Note:</b> Door and drawers will be proud of this module (K).	<b>K</b>	13 <sup>1</sup> / <sub>8</sub> "	20" or 18"	30"	\$ 334.	\$ 334.	N/A
					36"	\$ 361.	\$ 361.	N/A
					42"	\$ 407.	\$ 407.	N/A
<b>P</b> 	Combination posting shelf and 11 <sup>3</sup> / <sub>4</sub> " fixed front file pullout drawer. Standard 9P interior: hanging folder rails for front-to-back filing. Optional interiors: 9M, 9R, 9W-LT, 9W-LG, 9C-LT, 9C-LG. Interior depth: 17 <sup>3</sup> / <sub>4</sub> " (20") or 15 <sup>3</sup> / <sub>4</sub> " (18"). Interior height: 10 <sup>5</sup> / <sub>8</sub> ". Hanging clearance: 9 <sup>7</sup> / <sub>16</sub> " for 9P, 9R, 9C-LG, 9C-LT.	<b>P</b>	13 <sup>1</sup> / <sub>8</sub> "	20" or 18"	30"	\$ 453.	N/A	N/A
					36"	\$ 486.	N/A	N/A
					42"	\$ 528.	N/A	N/A



## Meridian® Stackable™ Lateral File Modules – *Continued*

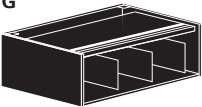
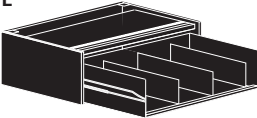
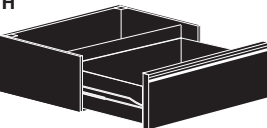

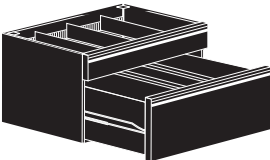
Standard Pull (26)

Bar Pull (2KP)

Bevel Pull (24)

### Spec-A-File



Modules	Description	Spec Code	H	D	W	Standard Pull (26)	Bar Pull (2KP)	Bevel Pull (24)
<b>15<sup>1</sup>/<sub>8</sub>" High</b>						LIST PRICE		
<b>G</b> 	Fixed shelf / flip door. Standard 9M interior: 3 movable dividers for large folders and binder storage. Optional interiors: 9V. Interior depth: 17 <sup>3</sup> / <sub>4</sub> " (20") or 15 <sup>3</sup> / <sub>4</sub> " (18"). Interior height: 12 <sup>1</sup> / <sub>4</sub> ".  <b>Note:</b> Drawer front does not completely recede on 18" deep modules.	<b>G</b>	15 <sup>1</sup> / <sub>8</sub> "	20" or 18"	30"	\$ 466.	N/A	N/A
					36"	\$ 500.	N/A	N/A
					42"	\$ 539.	N/A	N/A
<b>L</b> 	Pullout shelf / flip door. Standard 9M interior: 3 movable dividers for large folders and binder storage. Optional interiors: 9V, 9W-LT, 9W-LG, 9X, 9Q. Interior depth: 17 <sup>3</sup> / <sub>4</sub> " (20") or 15 <sup>3</sup> / <sub>4</sub> " (18"). Interior height: 12 <sup>1</sup> / <sub>4</sub> ". Hanging clearance: 9 <sup>9</sup> / <sub>16</sub> " for 9V, 11 <sup>9</sup> / <sub>16</sub> " for 9X.  <b>Note:</b> Drawer front does not completely recede on 18" deep modules.	<b>L</b>	15 <sup>1</sup> / <sub>8</sub> "	20" or 18"	30"	\$ 513.	N/A	N/A
					36"	\$ 539.	N/A	N/A
					42"	\$ 589.	N/A	N/A
<b>H</b> 	File drawer / fixed front. Standard 9X interior: 2 rails for computer printout hanging binders and folders. Optional interiors: 9M, 9W-LT, 9W-LG, 9Q. To accommodate letter-width computer printout hanging binders, contact Meridian. Interior depth: 17 <sup>3</sup> / <sub>4</sub> " (20") or 15 <sup>3</sup> / <sub>4</sub> " (18"). Interior height: 14". Hanging clearance: 11 <sup>9</sup> / <sub>16</sub> " for 9X.	<b>H</b>	15 <sup>1</sup> / <sub>8</sub> "	20" or 18"	30"	\$ 426.	\$ 443.	\$ 426.
					36"	\$ 449.	\$ 469.	\$ 449.
					42"	\$ 495.	\$ 515.	\$ 495.
<b>S</b> 	Fixed shelf / locking sliding doors. Ideal for binder storage. Interior depth: 18" (20") or 16" (18"). Interior height: 13 <sup>1</sup> / <sub>8</sub> ". (KA) lock options not available.	<b>S</b>	15 <sup>1</sup> / <sub>8</sub> "	20" or 18"	30"	\$ 413.	N/A	N/A
					36"	\$ 442.	N/A	N/A
					42"	\$ 492.	N/A	N/A
<b>X</b> 	Two drawers with 1 half high and 1 file drawer. Interiors available: 9P, 9M, 9R, 9W-LT, 9W-LG, 9C-LT, 9C-LG, for file drawer only. Interior file drawer depth: 17 <sup>3</sup> / <sub>4</sub> " (20") or 15 <sup>3</sup> / <sub>4</sub> " (18"). Interior height: 10 <sup>5</sup> / <sub>8</sub> ". Hanging clearance: 9 <sup>7</sup> / <sub>16</sub> " for 9P, 9R, 9C-LG, and 9C-LT 15 <sup>3</sup> / <sub>4</sub> " (18"). Interior height: 10 <sup>5</sup> / <sub>8</sub> ".	<b>X</b>	17 <sup>5</sup> / <sub>8</sub> "	20" or 18"	30"	N/A	\$ 862.	N/A
					36"	N/A	\$ 944.	N/A
					42"	N/A	\$ 1043.	N/A

## Meridian® Stackable™ Lateral File Modules – *Continued*

Standard Pull (26)

Bevel Pull (24)

### Spec-A-File

#### CD Storage\*

Drawer Size	Number of CDs per Row	Number of Complete Rows per Half Drawer
30" x 18"	40	4
30" x 20"	44	4
36" x 18"	40	5
36" x 20"	44	5
42" x 18"	40	6
42" x 20"	44	6



\*Calculation based on average CD size of  $5\frac{5}{8}" \times 4\frac{7}{8}" \times 3\frac{1}{8}"$ .

#### VHS Storage\*\*

Drawer Size	Number of VHS Tapes per Row	Number of Complete Rows per Half Drawer
30" x 18"	12	3
30" x 20"	14	3
36" x 18"	12	4
36" x 20"	14	4
42" x 18"	12	4
42" x 20"	14	4



\*\*Calculation based on average VHS case size of  $8" \times 4\frac{3}{4}" \times 1\frac{1}{4}"$ .

# Meridian® Stackable™ Lateral Files

## Interiors/Bases/Options

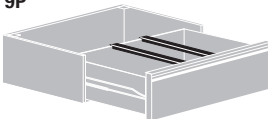

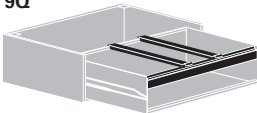

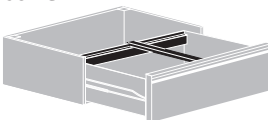

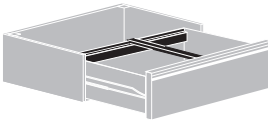

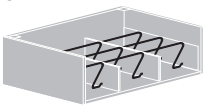


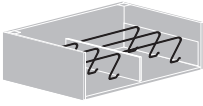

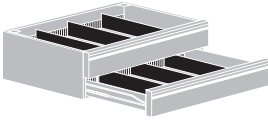

Standard Pull (26)

Bar Pull (2KP)

Bevel Pull (24)

### Spec-A-File

Note: Interiors 9P, 9Q, 9C-LG, 9C-LT, 9M and 9R for file drawer only in X module.

Interiors	Description	Filing Devices	Spec Code	UPCHARGE													
Front-To-Back Filing																	
9P	<div></div> <div>Front-to-back filing rails for hanging file folders.</div> <div>Standard in modules: E, N, P, X.</div>	<div></div> <div>Hanging File Folder</div>	9P		N/C												
9Q	<div></div> <div>Front-to-back filing rails for hanging file folders. For use in flip door units.</div> <div>Optional in D, L and H modules.</div>	<div></div> <div>Hanging File Folder</div>	9Q		N/C												
9C-LG	<div></div> <div>Combination front-to-back and side-to-side rails for filing one row side-to-side legal and one row front-to-back letter of hanging file folders.</div> <div>Optional in modules E, N, D, P, X.</div>	<div></div> <div>Hanging File Folder</div>	9C-LG		N/C												
9C-LT	<div></div> <div>Combination front-to-back and side-to-side rails for filing one row side-to-side letter and one row front-to-back legal of hanging file folders.</div> <div>Optional in modules E, N, D, P, X.</div>	<div></div> <div>Hanging File Folder</div>	9C-LT		N/C												
9W-LT	<div></div> <div>Wobble dividers for filing letter size paper folders front-to-back.</div> <div>Optional in modules N, E, D, P, L, H.</div>	<div></div> <div>File Folder</div> <div></div> <div>Expandable Pocket Folder</div>	9W-LT	<div>30" wide</div> <div>36" wide</div> <div>42" wide</div>	<div>\$ 50.</div> <div>\$ 50.</div> <div>\$ 57.</div>												
<div>Letter</div> <table><tr><th>File Width</th><th>9M Dividers</th><th>Letter Width Wobbles</th></tr><tr><td>30"</td><td>4</td><td>6</td></tr><tr><td>36"</td><td>4</td><td>6</td></tr><tr><td>42"</td><td>6</td><td>9</td></tr></table>						File Width	9M Dividers	Letter Width Wobbles	30"	4	6	36"	4	6	42"	6	9
File Width	9M Dividers	Letter Width Wobbles															
30"	4	6															
36"	4	6															
42"	6	9															
9W-LG	<div></div> <div>Wobble dividers for filing legal size paper folders front-to-back.</div> <div>Optional in modules N, E, D, P, L, H.</div>	<div></div> <div>File Folder</div>	9W-LG	<div>30" wide</div> <div>36" wide</div> <div>42" wide</div>	<div>\$ 50.</div> <div>\$ 57.</div> <div>\$ 57.</div>												
<div>Legal</div> <table><tr><th>File Width</th><th>9M Dividers</th><th>Legal Width Wobbles</th></tr><tr><td>30"</td><td>2</td><td>3</td></tr><tr><td>36"</td><td>4</td><td>6</td></tr><tr><td>42"</td><td>4</td><td>6</td></tr></table>						File Width	9M Dividers	Legal Width Wobbles	30"	2	3	36"	4	6	42"	4	6
File Width	9M Dividers	Legal Width Wobbles															
30"	2	3															
36"	4	6															
42"	4	6															
9T	<div></div> <div>Set of six movable partitions, 3 per half-height drawer. Standard in modules F and B only.</div>		9T		N/C												
9Y	<div></div> <div>Three movable magnetic dividers for large binder storage. Side-to-Side Filing only.</div> <div>12"H X 5"W X 16"D</div> <div>Standard in A module only.</div>		9Y		N/C												

# Meridian® Stackable™ Lateral Files

## Interiors/Bases/Options – *Continued*











Standard Pull (26)





Bar Pull (2KP)

Bevel Pull (24)

### Spec-A-File

Note: Interiors 9P, 9Q, 9C-LG, 9C-LT, 9M and 9R for file drawer only in X module.

Interiors	Description	Filing Devices	Spec Code	
<b>Side-To-Side Filing</b>				U P C H A R G E
<b>9M</b> 	Three movable dividers for filing paper folders.  Standard in modules: C, D, G, L. Optional in modules: E, N, H, P, X.	 File Folder  Binder  Expandable Pocket Folder	<b>9M</b>	<b>N/C</b>
<b>9R</b> 	Side-to-side rails for hanging file folders (letter, legal, A-4, foolscap).  Optional in modules: E, N, D, H, P, X. 1 required for E, N, and P modules. 2 required for D and H modules.	 Hanging File Folder	<b>9R</b>	<b>N/C</b>
<b>9V</b> 	Movable dividers (9M) with side-to-side rail (9R) for tab style side-to-side filing.  Optional in modules: C, D, G, L.	 File Folder	<b>9V</b>	<b>N/C</b>
<b>9X</b> 	Side-to-side filing rails for computer printout hanging binders and folders, 2 rails included.  Standard in H module. Optional in L module.	 Standard Hanging Computer Paper Folder	<b>9X</b>	<b>N/C</b>

Bases / Options	Description	Spec Code	H	D	W	LIST PRICE
<b>Bases</b> 	Frame-type steel base with baked enamel finish. Includes four adjustable leveling glides.	<b>B1</b> <b>B2</b> <b>B3</b> <b>B4</b> <b>B5</b>	<b>1"</b> <b>1 1/2"</b> <b>2 1/4"</b> <b>3 1/4"</b> <b>4 1/4"</b>	<b>20" or 18"</b>    <b>20" or 18"</b>	<b>30"</b> <b>36"</b> <b>42"</b> <b>30"</b> <b>36"</b> <b>42"</b>	<b>\$ 81.</b> <b>\$ 96.</b> <b>\$ 112.</b>  <b>\$ 118.</b> <b>\$ 135.</b> <b>\$ 149.</b>
<b>Leg Bases with Legs</b> 	Frame-type steel base with baked enamel finish. Includes four Canvas-style legs.	<b>LB2DD</b>	<b>1 1/2"</b>	<b>20" or 18"</b>	<b>30"</b> <b>36"</b> <b>42"</b>	<b>\$ 243.</b> <b>\$ 260.</b> <b>\$ 274.</b>
<b>Recessed Bases</b> 	Frame-type steel base with baked enamel finish. Recessed 11/16". Includes four adjustable leveling glides.	<b>BA</b> <b>BB</b> <b>BC</b> <b>BD</b>	<b>1"</b> <b>1 1/2"</b> <b>2 1/4"</b> <b>3 1/4"</b>	<b>20" or 18"</b>    	<b>30"</b> <b>36"</b> <b>42"</b>	<b>\$ 118.</b> <b>\$ 135.</b> <b>\$ 149.</b>
<b>Lock</b>	Flush lock. Locks are located in the module frame in the standard pull lateral file. Locks are located in the top in the bevel pull and contour pull lateral files.	<b>KD, KC, or KA</b>				<b>\$ 38.</b>
<b>Counterbalance Weight</b>	Recommended for 2 and 3-high lateral files.	<b>CB</b> Add \$75 to Counterweight price for 1-high freestanding lateral modules N, E, D, P, L and H				<b>\$ 127.</b>
<b>Security Pan</b> 	Flat steel pan placed between modules of a lateral file stack. For use on B, C, D, E, F, G, H, L, N, P, X modules.  Available through Advanced Spec-A-File. Contact Customer Care for information	<b>PN</b>	<b>1/32"</b>	<b>20" or 18"</b>	<b>30"</b> <b>36"</b> <b>42"</b>	<b>\$ 41.</b> <b>\$ 47.</b> <b>\$ 55.</b>

**Note:** List price upcharge is for quantity 1 security pan.

## Meridian® Stackable™ Lateral Files Retrofit Interiors

The prices below are the retrofit prices for field installing these interiors in appropriate **existing** lateral file drawers. Option includes all parts and instructions. Be certain to specify the "part" number corresponding to the width and depth of file to be fitted.

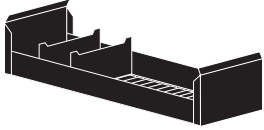
Description			Part Number			Description			Part Number		
Front-To-Back Filing			LIST PRICE			Side-To-Side Filing			LIST PRICE		
9P	30" x 18"	9P0018	\$	30.		9M ea	All 18"	9M10018	\$	16.	
9P	36" x 18"	9P3618	\$	30.		9M ea	All 20"	9M10020	\$	16.	
9P	42" x 18"	9P0018	\$	30.		9M set of 3	All 18"	9M30018	\$	37.	
9P	30" x 20"	9P0020	\$	30.		9M set of 3	All 20"	9M30020	\$	37.	
9P	36" x 20"	9P3620	\$	30.		9R ea	30" x 18/20"	9R13000	\$	23.	
9P	42" x 20"	9P0020	\$	30.		9R ea	36" x 18/20"	9R13600	\$	23.	
9Q	30" x 18"	9Q3018	\$	48.		9R ea	42" x 18/20"	9R14200	\$	23.	
9Q	36" x 18"	9Q3618	\$	48.		9R set of 2	30" x 18/20"	9R23000	\$	44.	
9Q	42" x 18"	9Q4218	\$	48.		9R set of 2	36" x 18/20"	9R23600	\$	44.	
9Q	30" x 20"	9Q3020	\$	48.		9R set of 2	42" x 18/20"	9R24200	\$	44.	
9Q	36" x 20"	9Q3620	\$	48.		9V	30" x 18"	9V3018	\$	48.	
9Q	42" x 20"	9Q4220	\$	48.		9V	36" x 18"	9V3618	\$	48.	
9C-LT	30" x 18/20"	9C3000LT	\$	48.		9V	42" x 18"	9V4218	\$	48.	
9C-LT	36" x 18/20"	9C3600LT	\$	48.		9V	30" x 20"	9V3020	\$	48.	
9C-LT	42" x 18/20"	9C4200LT	\$	48.		9V	36" x 20"	9V3620	\$	48.	
9C-LG	30" x 18/20"	9C3000LG	\$	48.		9V	42" x 20"	9V4220	\$	48.	
9C-LG	36" x 18/20"	9C3600LG	\$	48.		9X	30" x 18/20"	9X3000	\$	41.	
9C-LG	42" x 18/20"	9C4200LG	\$	48.		9X	36" x 18/20"	9X3600	\$	41.	
9W-LT	30"/36" x 18"	9W0018LT	\$	91.		9X	42" x 18/20"	9X4200	\$	41.	
9W-LT	42" x 18"	9W4218LT	\$	99.		9Y ea	12"Hx5"Wx16"D	9Y10000	\$	42.	
9W-LT	30"/36" x 20"	9W0020LT	\$	91.							
9W-LT	42" x 20"	9W4220LT	\$	99.							
9W-LG	30" x 18"	9W3018LG	\$	91.							
9W-LG	36"/42" x 18"	9W0018LG	\$	99.							
9W-LG	30" x 20"	9W3020LG	\$	91.							
9W-LG	36"/42" x 20"	9W0020LG	\$	99.							
9T ea	All 18"	9T10018	\$	16.							
9T ea	All 20"	9T10020	\$	16.							
9T set of 6	All 18"	9T60018	\$	65.							
9T set of 6	All 20"	9T60020	\$	65.							

\* Specify paint color

# Meridian® Stackable™ Lateral Files

## Card Tray

### Card Tray Interior



#### Description

Consists of removable card tray with 2 5 1/2" dividers for card filing. To be used only with modules F and B. Partial bottom with open center.

Card Trays (all sizes)





LIST PRICE

\$ 61.

#### Card Tray Interiors

Actual Dimension	Card Size	File Depth	Item No.	Drawer Width	Trays Per Drawer
5 3/8" w x 15 3/8" d x 5 1/4" h	3 x 5	18"	CT-3518	30"	4
				36"	6
				42"	7
5 3/8" w x 17 3/8" d x 5 1/4" h		20"	CT-3520	30"	4
				36"	6
				42"	7
6 3/8" w x 15 3/8" d x 5 1/4" h	4 x 6	18"	CT-4618	30"	4
				36"	5
				42"	6
6 3/8" w x 17 3/8" d x 5 1/4" h		20"	CT-4620	30"	4
				36"	5
				42"	6
8 3/8" w x 15 3/8" d x 5 1/4" h	5 x 8	18"	CT-5818	30"	3
				36"	3
				42"	4
8 3/8" w x 17 3/8" d x 5 1/4" h		20"	CT-5820	30"	3
				36"	3
				42"	4
9 3/8" w x 15 3/8" d x 5 1/4" h	4 x 9	18"	CT-4918	30"	2
				36"	3
				42"	4
9 3/8" w x 17 3/8" d x 5 1/4" h		20"	CT-4920	30"	2
				36"	3
				42"	4

## Meridian® Stackable™ Lateral Files Accessories

	Description	D	H	W	Item Number	Quantity	LIST PRICE
<b>Movable Magnetic Divider</b> 	Movable magnetic divider for storage of miscellaneous media. Side-to-side filing only. Available in black.	8"	9"		9Y10809	1	\$ 42.
		13"	12"		9Y11312	1	\$ 52.
		15"	9"		9Y11509	1	\$ 52.
<b>File Drawer Organizer</b> 	<p>This two-sectioned organizer fits into any file drawer arranged for letter-size filing. The removable top section stores computer disks and other small items. The bottom section stores larger items or can be divided into 3 compartments; it includes 2 vertical dividers. Finish is black umber.</p> <p><b>Note:</b> This organizer does not accept letter-size file folders.</p>	6"	9"	12 <sup>7</sup> / <sub>8</sub> "	LG901.		\$ 84.
<b>Multi-Media Index Divider</b> 	Multi-media index dividers for a variety of media types including diskettes, CD-ROMs, microfiche, microfilm and index cards. Includes 2 9T front-to-back dividers and 4 index dividers.	18"	3"	3"	A128-030318		\$ 63.
		20"	3"	3"	A128-030320		\$ 63.
		18"	3"	5"	A128-030518		\$ 63.
		20"	3"	5"	A128-030520		\$ 63.
		18"	4"	6"	A128-040618		\$ 63.
		20"	4"	6"	A128-040620		\$ 63.
		18"	6"	5"	A128-060518		\$ 63.
		20"	6"	5"	A128-060520		\$ 63.
<b>EnhancedAccess™ Pulls</b>  <b>Loop Style</b>	<p>These plastic loop-style pulls slide into the standard pulls on pedestal or lateral file drawers. They make the drawers easier to open. Package contains 1 pull and attachment hardware.</p> <p><b>For use with standard pull modules only.</b></p> <p>Available in:</p> <p>Black UMBER <b>BU</b>  Inner Tone Light <b>HF</b>  Medium Tone <b>MT</b></p>	<b>Loop Style</b>		<b>EAP-L</b>			\$ 54.





Freestanding Stackable™ Lateral Files

Mobile Stackable™ Lateral Files

File Tops

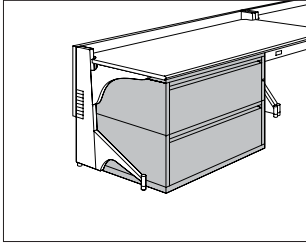
File Surrounds

Stackable™ Lateral File Accessories



## Standard-Pull Freestanding Lateral File

26-30  
26-36  
26-42



### Product Information

#### Description

This lateral file holds letter-, legal-, and A4-size hanging files. It has standard pulls and smooth steel. The file has no top or a metal, cushion, laminate, planter, or veneer top. A positive interlock system permits only 1 drawer to open at a time. 1 lock controls all drawers. The drawers can be specified with 3 dividers or with front-to-back or side-to-side filing rails for hanging files. The 5-high lateral file has 4 drawers and 1 flipper door; the flipper door includes a pullout shelf with 3 movable dividers. 5 base heights are available; all bases include adjustable glides.

Actual lateral file widths are 29<sup>7</sup>/<sub>8</sub>", 35<sup>7</sup>/<sub>8</sub>", or 41<sup>7</sup>/<sub>8</sub>"; actual depths are 17<sup>7</sup>/<sub>8</sub>" or 19<sup>7</sup>/<sub>8</sub>".

#### Notes

For 2- or 3-high files that are not ganged or anchored, counterweights (option CB) are required. For 4- or 5-high files that are not ganged or anchored, counterweights are recommended.

When alternate drawer interior (9P, 9R, or 9M) is specified for 5-high lateral file, pullout shelf still includes 3 movable dividers.

For base height option (LB2), legs will be shipped separately.

For base height option (LB2), overall height is 3<sup>1</sup>/<sub>2</sub>" consisting of 1<sup>1</sup>/<sub>2</sub>" tube base with 2" legs.

Dimensional illustrations do not include all possible configurations.

To convert filing direction, order 1 of the following products separately:

- Front-to-back rail (9P002)
- Side-to-side rail (9R130)

For work surface on top of 1 or more lateral files, order file top (TPL or TPV) separately.

For cushion tops TC1 and TC2, a 1" metal top is included.

Cushion top accepts Customer's Own Material (COM). Yardage is estimated for nondirectional, 54"-wide fabrics. When ordering more than 1 cushion, round up total yardage requirement to next whole yard of fabric.

#### Width—Yardage

30" —1.05

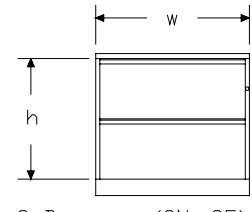
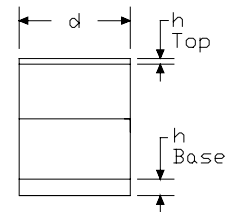
36" —1.22

42" —1.40

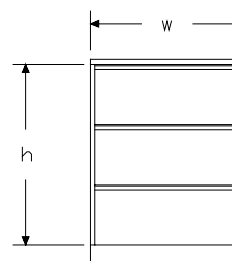
For information on multiple quantities or directional fabrics, contact COM Department. See Order Information in Appendices.

For keyed-alike locks, order lock plugs separately. See Keyed-Alike Information in Appendices.

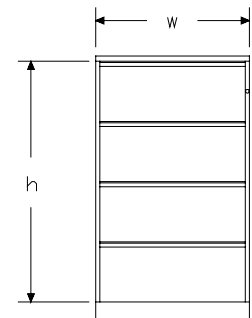
### Dimensions



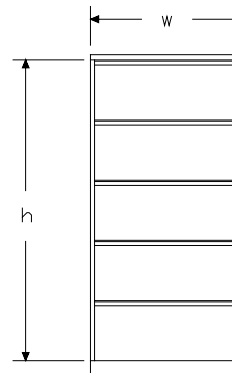
2 Drawers (2N, 2E)



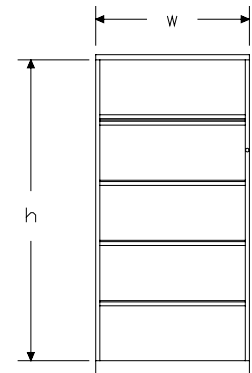
3 Drawers (3N, 3E)



4 Drawers (4N, 4E)



5 Drawers (5N)



1 Flipper Door and 4 Drawers (5D, 5F)

h	N	E	D	F
2	23 1/2	26 1/4	—	—
3	35 1/4	39 3/8	—	—
4	47	52 1/2	—	—
5	58 3/4	—	60 1/8	65 5/8

All dimensions are in inches.

# Standard-Pull Freestanding Lateral File *continued*

Specification Information	
Step 1.	
<b>26-</b>	
Step 2. Width	
<b>30</b>	30" wide
<b>36</b>	36" wide
<b>42</b>	42" wide
Step 3. Depth	
<b>18-</b>	18" deep
<b>20-</b>	20" deep
Step 4. Configuration	
<b>2N</b>	2 11 <sup>3</sup> / <sub>4</sub> "-high drawers
<b>3N</b>	3 11 <sup>3</sup> / <sub>4</sub> "-high drawers
<b>4N</b>	4 11 <sup>3</sup> / <sub>4</sub> "-high drawers
<b>5N</b>	5 11 <sup>3</sup> / <sub>4</sub> "-high drawers
<b>5D</b>	1 13 <sup>1</sup> / <sub>8</sub> "-high flipper door and 4 11 <sup>3</sup> / <sub>4</sub> "-high drawers
<b>2E</b>	2 13 <sup>1</sup> / <sub>8</sub> "-high drawers
<b>3E</b>	3 13 <sup>1</sup> / <sub>8</sub> "-high drawers
<b>4E</b>	4 13 <sup>1</sup> / <sub>8</sub> "-high drawers
<b>5F</b>	1 13 <sup>1</sup> / <sub>8</sub> "-high flipper door and 4 13 <sup>1</sup> / <sub>8</sub> "-high drawers

Prices for Steps 1-4.							
		<b>2N</b>	<b>3N</b>	<b>4N</b>	<b>5N</b>	<b>5D</b>	<b>2E</b>
<b>26-30</b>	<b>18-</b>	\$860	1195	1532	1868	1917	860
	<b>20-</b>	\$860	1195	1532	1868	1917	860
<b>26-36</b>	<b>18-</b>	\$953	1320	1689	2056	2104	953
	<b>20-</b>	\$953	1320	1689	2056	2104	953
<b>26-42</b>	<b>18-</b>	\$1081	1494	1908	2325	2370	1081
	<b>20-</b>	\$1081	1494	1908	2325	2370	1081
					<b>3E</b>	<b>4E</b>	<b>5F</b>
<b>26-30</b>	<b>18-</b>				\$1195	1532	1917
	<b>20-</b>				\$1195	1532	1917
<b>26-36</b>	<b>18-</b>				\$1320	1689	2104
	<b>20-</b>				\$1320	1689	2104
<b>26-42</b>	<b>18-</b>				\$1494	1908	2370
	<b>20-</b>				\$1494	1908	2370

Step 5. Paint/Steel Type		
<b>SS</b>	smooth paint on smooth steel	+\$0
<b>XS</b>	textured paint on smooth steel	+\$0

Step 6. Surface Finish		
Nonmetallic Paint		
<i>For smooth paint on smooth steel (SS)</i>		
<b>8Q</b>	folkstone grey	+\$0
<b>91</b>	white	+\$0
<b>98</b>	studio white <span>A</span>	+\$0
<b>BU</b>	black umber	+\$0
<b>CL</b>	cool grey neutral	+\$0
<b>G2</b>	graphite satin	+\$0
<b>HF</b>	inner tone light	+\$0
<b>HT</b>	inner tone	+\$0
<b>LT</b>	light tone	+\$0
<b>LU</b>	soft white	+\$0
<b>MT</b>	medium tone	+\$0
<b>SG</b>	slate grey	+\$0
<b>WA</b>	wheat	+\$0
<b>WL</b>	sandstone	+\$0

Metallic Paint		
<i>For smooth paint on smooth steel (SS)</i>		
<b>CN</b>	metallic champagne	+\$0
<b>EH</b>	metallic bronze	+\$0
<b>MS</b>	metallic silver	+\$0

Sand Texture Paint		
<i>For textured paint on smooth steel (XS)</i>		
<b>91</b>	white	+\$0
<b>98</b>	studio white <span>A</span>	+\$0
<b>BK</b>	black	+\$0
<b>CL</b>	cool grey neutral	+\$0
<b>G1</b>	graphite	+\$0
<b>WN</b>	warm grey neutral	+\$0

# Standard-Pull Freestanding Lateral File *continued*

## Step 7. Top

<b>NT</b>	no top	+\$0
<b>T1</b>	1"-high painted metal top with squared edge	+\$0
<b>T2</b>	1 $\frac{1}{4}$ "-high painted metal top with squared edge	+\$0
<b>T3</b>	1 $\frac{1}{4}$ "-high painted metal top with radius edge	+\$65
<b>TL</b>	1 $\frac{1}{4}$ "-high laminate top with thermoplastic edge	+\$74
<b>TR</b>	1 $\frac{1}{4}$ "-high recut veneer top <span style="border: 1px solid black; padding: 0 2px;">A</span>	+\$150
<b>TF</b>	1 $\frac{1}{4}$ "-high wood veneer top <span style="border: 1px solid black; padding: 0 2px;">A</span>	+\$156
<b>T7</b>	6 $\frac{1}{2}$ "-high planter top	+\$200
<b>D1</b>	6 $\frac{1}{2}$ "-high full dome, side-to-side	+\$273
<b>H1</b>	6 $\frac{1}{2}$ "-high half dome, sloping left	+\$273
<b>H2</b>	6 $\frac{1}{2}$ "-high half dome, sloping right	+\$273
<b>TV1</b>	1 $\frac{1}{8}$ "-high wood veneer top and wood composite edge with oversail front <span style="border: 1px solid black; padding: 0 2px;">A</span>	+\$321
<b>TC1</b>	1" cushion top	+\$394
<b>TC2</b>	2" cushion top	+\$394

## Step 8. Veneer Top Finish

### Wood Veneer

*For 1 $\frac{1}{8}$ "-high wood veneer top and wood composite edge with oversail front (TV1)*

<b>40</b>	dark brown walnut <span style="border: 1px solid black; padding: 0 2px;">A</span>	+\$28
<b>ED</b>	aged cherry <span style="border: 1px solid black; padding: 0 2px;">A</span>	+\$28
<b>EK</b>	medium red walnut <span style="border: 1px solid black; padding: 0 2px;">A</span>	+\$28
<b>EW</b>	medium matte walnut <span style="border: 1px solid black; padding: 0 2px;">A</span>	+\$28
<b>ET</b>	clear on ash <span style="border: 1px solid black; padding: 0 2px;">A</span>	+\$28
<b>EU</b>	oak on ash <span style="border: 1px solid black; padding: 0 2px;">A</span>	+\$28
<b>EV</b>	walnut on ash <span style="border: 1px solid black; padding: 0 2px;">A</span>	+\$28
<b>UL</b>	natural maple <span style="border: 1px solid black; padding: 0 2px;">A</span>	+\$28
<b>UX</b>	walnut on cherry <span style="border: 1px solid black; padding: 0 2px;">A</span>	+\$28

### Wood Veneer

*For 1 $\frac{1}{4}$ "-high wood veneer top (TF)*

<b>2U</b>	light brown walnut <span style="border: 1px solid black; padding: 0 2px;">A</span>	+\$28
<b>40</b>	dark brown walnut <span style="border: 1px solid black; padding: 0 2px;">A</span>	+\$28
<b>ED</b>	aged cherry <span style="border: 1px solid black; padding: 0 2px;">A</span>	+\$28
<b>EK</b>	medium red walnut <span style="border: 1px solid black; padding: 0 2px;">A</span>	+\$28
<b>EW</b>	medium matte walnut <span style="border: 1px solid black; padding: 0 2px;">A</span>	+\$28
<b>ET</b>	clear on ash <span style="border: 1px solid black; padding: 0 2px;">A</span>	+\$28
<b>EU</b>	oak on ash <span style="border: 1px solid black; padding: 0 2px;">A</span>	+\$28
<b>EV</b>	walnut on ash <span style="border: 1px solid black; padding: 0 2px;">A</span>	+\$28
<b>UL</b>	natural maple <span style="border: 1px solid black; padding: 0 2px;">A</span>	+\$28
<b>UX</b>	walnut on cherry <span style="border: 1px solid black; padding: 0 2px;">A</span>	+\$28

### Recut Veneer

*For 1 $\frac{1}{4}$ "-high recut veneer top (TR)*

<b>RA</b>	light ash <span style="border: 1px solid black; padding: 0 2px;">A</span>	+\$0
<b>RK</b>	mahogany dark <span style="border: 1px solid black; padding: 0 2px;">A</span>	+\$0
<b>RM</b>	mahogany <span style="border: 1px solid black; padding: 0 2px;">A</span>	+\$0

### Step 9. Top Finish

*For 1 $\frac{1}{4}$ "-high laminate top with thermoplastic edge (TL)*

### Solid-Color Laminate

<b>8Q</b>	folkstone grey	+\$0
<b>91</b>	white	+\$0
<b>98</b>	studio white	+\$0
<b>CL</b>	cool grey neutral	+\$0
<b>HF</b>	inner tone light	+\$0
<b>HT</b>	inner tone	+\$0
<b>LT</b>	light tone	+\$0
<b>LU</b>	soft white	+\$0
<b>WL</b>	sandstone	+\$0
<b>WN</b>	warm grey neutral	+\$0

### Linen Laminate

<b>LBM</b>	crisp linen	+\$0
<b>LBN</b>	classic linen	+\$0
<b>LBP</b>	casual linen	+\$0

### Mesh Laminate

<b>LBK</b>	pewter mesh	+\$0
------------	-------------	------

### Twill Laminate

<b>LBF</b>	neutral twill	+\$0
<b>LBG</b>	sarum twill	+\$0
<b>LBH</b>	earthen twill	+\$0
<b>LBJ</b>	graphite twill	+\$0
<b>LBQ</b>	white twill	+\$0

# Standard-Pull Freestanding Lateral File *continued*

Wood-Grain Laminate		
<b>HM</b>	natural maple	+\$0
<b>HP</b>	light anigre	+\$0
<b>LA</b>	light ash	+\$0
<b>LBA</b>	clear on ash	+\$0
<b>LBB</b>	oak on ash	+\$0
<b>LBC</b>	walnut on ash	+\$0
<b>LBD</b>	dark brown walnut	+\$0
<b>LBR</b>	phantom ecru	+\$0
<b>LBS</b>	phantom cocoa	+\$0
<b>LBU</b>	medium matte walnut	+\$0
<b>LBV</b>	warm grey teak	+\$0
<b>HX</b>	aged cherry	+\$0
<b>HY</b>	walnut on cherry	+\$0

Zephyr Laminate		
<b>28</b>	canyon	+\$0
<b>29</b>	misted	+\$0

Step 10. Edge Finish		
<i>For 1 1/4"-high laminate top with thermoplastic edge (TL)</i>		
<b>28</b>	canyon	+\$0
<b>29</b>	misted	+\$0
<b>8Q</b>	folkstone grey	+\$0
<b>91</b>	white	+\$0
<b>BU</b>	black umber	+\$0
<b>CL</b>	cool grey neutral	+\$0
<b>G2</b>	graphite satin	+\$0
<b>HF</b>	inner tone light	+\$0
<b>HM</b>	natural maple	+\$0
<b>HP</b>	light anigre	+\$0
<b>HT</b>	inner tone	+\$0
<b>HX</b>	aged cherry	+\$0
<b>HY</b>	walnut on cherry	+\$0
<b>LA</b>	light ash	+\$0
<b>LBA</b>	clear on ash	+\$0
<b>LBB</b>	oak on ash	+\$0
<b>LBC</b>	walnut on ash	+\$0
<b>LBD</b>	dark brown walnut	+\$0
<b>LBR</b>	phantom ecru	+\$0
<b>LBS</b>	phantom cocoa	+\$0
<b>LBU</b>	medium matte walnut	+\$0
<b>LBV</b>	warm grey teak	+\$0
<b>LBK</b>	pewter mesh	+\$0
<b>LBL</b>	steel mesh	+\$0
<b>LBM</b>	crisp linen	+\$0
<b>LBN</b>	classic linen	+\$0

<b>LBP</b>	casual linen	+\$0
<b>LBF</b>	neutral twill	+\$0
<b>LBG</b>	sarum twill	+\$0
<b>LBH</b>	earthen twill	+\$0
<b>LBJ</b>	graphite twill	+\$0
<b>LBQ</b>	white twill	+\$0
<b>LU</b>	soft white	+\$0
<b>MT</b>	medium tone	+\$0
<b>SG</b>	slate grey	+\$0
<b>WA</b>	wheat	+\$0
<b>WL</b>	sandstone	+\$0
<b>WN</b>	warm grey neutral	+\$0

## Step 11. Cushion Top Fabric

*For 1" cushion top (TC1) or 2" cushion top (TC2)*

*See application chart and textiles list for fabric usage and numbers.*

*First 2 digits of number indicate fabric line; remaining digit(s) indicate fabric color.*

Price Category 1	+\$0
Price Category 2	+\$68
Price Category 3	+\$82
Price Category 4	+\$101
Price Category 7	+\$137
Price Category 9	+\$950
Price Category B	+\$47
Price Category H	+\$204
Price Category I	+\$264

## Step 12. Lock

<b>KA</b>	keyed alike	-\$10
<b>KC</b>	keyed differently, chrome	+\$0
<b>KD</b>	keyed differently, black	+\$0

## Step 13. Base Height

<b>B1</b>	1"-high base	+\$0
<b>B2</b>	1 1/2"-high base	+\$0
<b>B3</b>	2 1/4"-high base	+\$0
<b>B4</b>	3 1/4"-high base	+\$0
<b>BA</b>	1"-high recessed base	+\$34
<b>BB</b>	1 1/2"-high recessed base	+\$34
<b>BC</b>	2 1/4"-high recessed base	+\$34
<b>BD</b>	3 1/4"-high recessed base	+\$34
<b>B5</b>	4 1/4"-high base	+\$34
<b>LB2</b>	1 1/2" leg base	+\$34

## Standard-Pull Freestanding Lateral File *continued*

Step 14. Leg		
<i>For 1½" leg base (LB2)</i>		
<b>DD</b>	2"-high canvas leg	+\$125

### Step 15. Leg Finish

Metallic Paint		
<b>CN</b>	metallic champagne	+\$0
<b>EH</b>	metallic bronze	+\$0
<b>MS</b>	metallic silver	+\$0

Sand Texture Paint		
<b>91</b>	white	+\$0
<b>98</b>	studio white	+\$0
<b>BK</b>	black	+\$0
<b>CL</b>	cool grey neutral	+\$0
<b>G1</b>	graphite	+\$0
<b>WN</b>	warm grey neutral	+\$0

Step 16. Counterweight		
<b>NO</b>	no counterweight (must gang or anchor)	+\$0
<b>CB</b>	counterweight (recommended)	+\$122

Step 17. Drawer Interior		
<b>9M</b>	3 dividers	+\$0
<b>9P</b>	front-to-back filing rail	+\$0
<b>9R</b>	side-to-side filing rail	+\$0

## Arc-Pull Freestanding Lateral File

2A-30

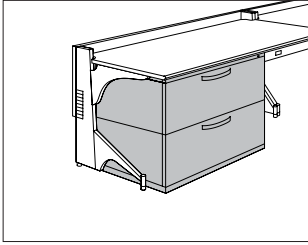
2A-36

2A-42

2D-30

2D-36

2D-42



## Product Information

## Description

This lateral file holds letter-, legal-, and A4-size hanging files. It has arc pulls and smooth steel. The file has no top or a metal, cushion, laminate, planter, or veneer top. A positive interlock system permits only 1 drawer to open at a time. 1 lock controls all drawers. The drawers can be specified with 3 dividers or with front-to-back or side-to-side filing rails for hanging files. 5 base heights are available; all bases include adjustable glides.

Actual lateral file widths are  $29\frac{7}{8}$ ",  $35\frac{7}{8}$ ", or  $41\frac{7}{8}$ "; actual depths are  $17\frac{7}{8}$ " or  $19\frac{7}{8}$ ".

## Notes

For 2- or 3-high files that are not ganged or anchored, counterweights (option CB) are required. For 4- or 5-high files that are not ganged or anchored, counterweights are recommended.

For base height option (LB2), legs will be shipped separately.

For base height option (LB2), overall height is  $3\frac{1}{2}$ " consisting of  $1\frac{1}{2}$ " tube base with 2" legs.

Dimensional illustrations do not include all possible configurations.

To convert filing direction, order 1 of the following products separately:

- Front-to-back rail (9Pxxxx)
- Side-to-side rail (9Rxxxx)

See Stackable Lateral File Accessories for specific product number.

Order optional file drawer organizer (LG901) separately.

For work surface on top of 1 or more lateral files, order file top (TPL or TPV) separately.

No lock option (NL) can only be specified on files with no top (NT), dome tops (D1, H1, or H2), planter top (T7), laminate tops (TL), or veneer top (TV1).

For cushion tops TC1 and TC2, a 1" metal top is included.

Grain direction is vertical for veneer-front lateral files.

Cushion top accepts Customer's Own Material (COM). Yardage is estimated for nondirectional, 54"-wide fabrics. When ordering more than 1 cushion, round up total yardage requirement to next whole yard of fabric.

## Width—Yardage

30" — 1.05

36" — 1.22

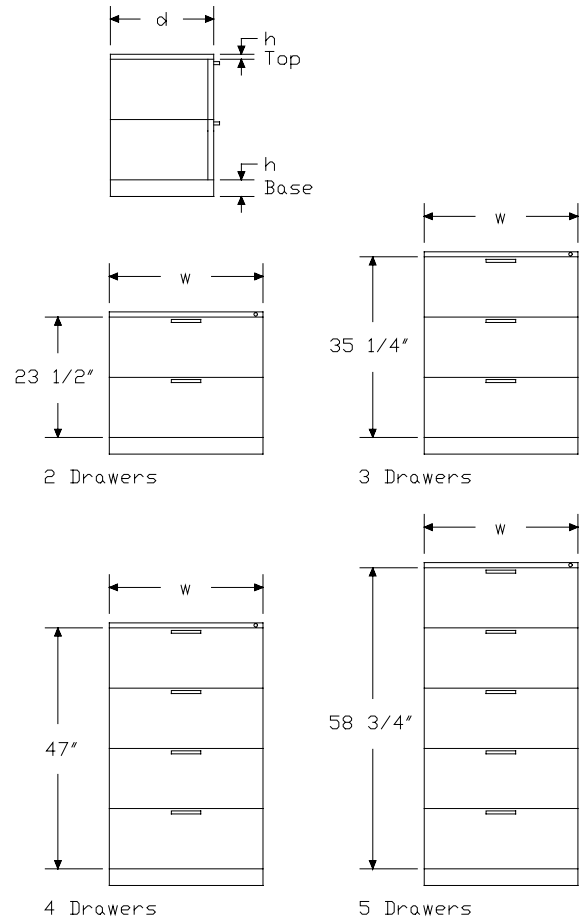
42" — 1.40

For information on multiple quantities or directional fabrics, contact COM Department. See Order Information in Appendices.

For keyed-alike locks, order lock plugs separately. See Keyed-Alike Information in Appendices.

The arc pull conforms to guidelines of the Americans with Disabilities Act (ADA).

## Dimensions





# Arc-Pull Freestanding Lateral File

continued

Specification Information					
Step 1.					
2					
Step 2. Front Material					
D-	painted metal front				
A-	veneer front <input type="checkbox"/> A				
Step 3. Width					
30	30" wide				
36	36" wide				
42	42" wide				
Step 4. Depth					
18-	18" deep				
20-	20" deep				
Step 5. Configuration					
2N	2 drawers				
3N	3 drawers				
4N	4 drawers				
5N	5 drawers				
Prices for Steps 1-5.					
		2N	3N	4N	5N
2D-30	18-	\$903	1239	1577	1913
	20-	\$903	1239	1577	1913
2D-36	18-	\$998	1365	1734	2102
	20-	\$998	1365	1734	2102
2D-42	18-	\$1124	1538	1953	2369
	20-	\$1124	1538	1953	2369
2A-30	18-	\$1254	1768	2278	2793
	20-	\$1254	1768	2278	2793
2A-36	18-	\$1419	1999	2578	3156
	20-	\$1419	1999	2578	3156
2A-42	18-	\$1612	2271	2932	3590
	20-	\$1612	2271	2932	3590
Step 6. Paint/Steel Type					
SS	smooth paint on smooth steel				+\$0
XS	textured paint on smooth steel				+\$0

Step 7. Surface Finish		
Nonmetallic Paint		
<i>For smooth paint on smooth steel (SS)</i>		
8Q	folkstone grey	+\$0
91	white	+\$0
98	studio white <input type="checkbox"/> A	+\$0
BU	black umber	+\$0
G2	graphite satin	+\$0
HF	inner tone light	+\$0
HT	inner tone	+\$0
LT	light tone	+\$0
LU	soft white	+\$0
MT	medium tone	+\$0
SG	slate grey	+\$0
WA	wheat	+\$0
WL	sandstone	+\$0
Metallic Paint		
<i>For smooth paint on smooth steel (SS)</i>		
CN	metallic champagne	+\$0
EH	metallic bronze	+\$0
MS	metallic silver	+\$0
Sand Texture Paint		
<i>For textured paint on smooth steel (XS)</i>		
91	white	+\$0
98	studio white <input type="checkbox"/> A	+\$0
BK	black	+\$0
CL	cool grey neutral	+\$0
G1	graphite	+\$0
WN	warm grey neutral	+\$0

Meridian® Freestanding Stackable™ Lateral Files

# Arc-Pull Freestanding Lateral File

continued

## Step 8. Top

### For painted metal front (D-)

<b>NT</b>	no top	+\$0
<b>T1</b>	1"-high painted metal top with squared edge	+\$0
<b>T2</b>	1¼"-high painted metal top with squared edge	+\$0
<b>T3</b>	1¼"-high painted metal top with radius edge	+\$65
<b>TL</b>	1¼"-high laminate top with thermoplastic edge	+\$74
<b>TR</b>	1¼"-high recut veneer top <input type="checkbox"/>	+\$150
<b>TF</b>	1¼"-high wood veneer top <input type="checkbox"/>	+\$156
<b>T7</b>	6½"-high planter top	+\$200
<b>D1</b>	6½"-high full dome, side-to-side	+\$273
<b>H1</b>	6½"-high half dome, sloping left	+\$273
<b>H2</b>	6½"-high half dome, sloping right	+\$273
<b>TV1</b>	1⅝"-high wood veneer top and wood composite edge with oversail front <input type="checkbox"/>	+\$321
<b>TC1</b>	1" cushion top	+\$394
<b>TC2</b>	2" cushion top	+\$394

### For veneer front (A-)

<b>NT</b>	no top	+\$0
<b>T1</b>	1"-high painted metal top with squared edge	+\$0
<b>T2</b>	1¼"-high painted metal top with squared edge	+\$0
<b>T3</b>	1¼"-high painted metal top with radius edge	+\$65
<b>TL</b>	1¼"-high laminate top with thermoplastic edge	+\$74
<b>TF</b>	1¼"-high wood veneer top <input type="checkbox"/>	+\$156
<b>T7</b>	6½"-high planter top	+\$200
<b>D1</b>	6½"-high full dome, side-to-side	+\$273
<b>H1</b>	6½"-high half dome, sloping left	+\$273
<b>H2</b>	6½"-high half dome, sloping right	+\$273
<b>TV1</b>	1⅝"-high wood veneer top and wood composite edge with oversail front <input type="checkbox"/>	+\$321
<b>TC1</b>	1" cushion top	+\$394
<b>TC2</b>	2" cushion top	+\$394

## Step 9.

### Veneer Top Finish: Wood Veneer

#### For 1¼"-high wood veneer top (TF)

<b>2U</b>	light brown walnut <input type="checkbox"/>	+\$28
<b>40</b>	dark brown walnut <input type="checkbox"/>	+\$28
<b>ED</b>	aged cherry <input type="checkbox"/>	+\$28
<b>EK</b>	medium red walnut <input type="checkbox"/>	+\$28
<b>EW</b>	medium matte walnut <input type="checkbox"/>	+\$28
<b>ET</b>	clear on ash <input type="checkbox"/>	+\$28
<b>EU</b>	oak on ash <input type="checkbox"/>	+\$28
<b>EV</b>	walnut on ash <input type="checkbox"/>	+\$28
<b>UL</b>	natural maple <input type="checkbox"/>	+\$28
<b>UX</b>	walnut on cherry <input type="checkbox"/>	+\$28

### Veneer Front Finish: Wood Veneer

For no top (NT), 1"-high painted metal top with squared edge (T1), 1¼"-high painted metal top with squared edge (T2), 1¼"-high painted metal top with radius edge (T3), 1¼"-high laminate top with thermoplastic edge (TL), 6½"-high planter top (T7), 6½"-high full dome, side-to-side (D1), 6½"-high half dome, sloping left (H1), 6½"-high half dome, sloping right (H2), 1" cushion top (TC1), or 2" cushion top (TC2)

<b>2U</b>	light brown walnut <input type="checkbox"/>	+\$56
<b>40</b>	dark brown walnut <input type="checkbox"/>	+\$56
<b>ED</b>	aged cherry <input type="checkbox"/>	+\$56
<b>EK</b>	medium red walnut <input type="checkbox"/>	+\$56
<b>EW</b>	medium matte walnut <input type="checkbox"/>	+\$56
<b>ET</b>	clear on ash <input type="checkbox"/>	+\$56
<b>EU</b>	oak on ash <input type="checkbox"/>	+\$56
<b>EV</b>	walnut on ash <input type="checkbox"/>	+\$56
<b>UL</b>	natural maple <input type="checkbox"/>	+\$56
<b>UX</b>	walnut on cherry <input type="checkbox"/>	+\$56

### Veneer Top Finish: Wood Veneer

For 1⅝"-high wood veneer top and wood composite edge with oversail front (TV1)










<b>40</b>	dark brown walnut <input type="checkbox"/>	+\$28
<b>ED</b>	aged cherry <input type="checkbox"/>	+\$28
<b>EK</b>	medium red walnut <input type="checkbox"/>	+\$28
<b>EW</b>	medium matte walnut <input type="checkbox"/>	+\$28
<b>ET</b>	clear on ash <input type="checkbox"/>	+\$28
<b>EU</b>	oak on ash <input type="checkbox"/>	+\$28
<b>EV</b>	walnut on ash <input type="checkbox"/>	+\$28
<b>UL</b>	natural maple <input type="checkbox"/>	+\$28
<b>UX</b>	walnut on cherry <input type="checkbox"/>	+\$28

# Arc-Pull Freestanding Lateral File

continued



## Veneer Front/Top Finish: Wood Veneer

For 1<sup>1</sup>/<sub>8</sub>"-high wood veneer top and wood composite edge with oversail front (TV<sub>1</sub>)

<b>40</b>	dark brown walnut 	+\$56
<b>ED</b>	aged cherry 	+\$56
<b>EK</b>	medium red walnut 	+\$56
<b>EW</b>	medium matte walnut 	+\$56
<b>ET</b>	clear on ash 	+\$56
<b>EU</b>	oak on ash 	+\$56
<b>EV</b>	walnut on ash 	+\$56
<b>UL</b>	natural maple 	+\$56
<b>UX</b>	walnut on cherry 	+\$56











## Veneer Top Finish: Recut Veneer

For 1<sup>1</sup>/<sub>4</sub>"-high recut veneer top (TR)

<b>RA</b>	light ash 	+\$0
<b>RK</b>	mahogany dark 	+\$0
<b>RM</b>	mahogany 	+\$0

## Veneer Front/Top Finish: Wood Veneer

For 1<sup>1</sup>/<sub>4</sub>"-high wood veneer top (TF)

<b>2U</b>	light brown walnut 	+\$56
<b>40</b>	dark brown walnut 	+\$56
<b>ED</b>	aged cherry 	+\$56
<b>EK</b>	medium red walnut 	+\$56
<b>EW</b>	medium matte walnut 	+\$56
<b>ET</b>	clear on ash 	+\$56
<b>EU</b>	oak on ash 	+\$56
<b>EV</b>	walnut on ash 	+\$56
<b>UL</b>	natural maple 	+\$56
<b>UX</b>	walnut on cherry 	+\$56

## Step 10. Top Finish

For 1<sup>1</sup>/<sub>4</sub>"-high laminate top with thermoplastic edge (TL)

### Solid-Color Laminate

<b>8Q</b>	folkstone grey	+\$0
<b>91</b>	white	+\$0
<b>98</b>	studio white	+\$0
<b>CL</b>	cool grey neutral	+\$0
<b>HF</b>	inner tone light	+\$0
<b>HT</b>	inner tone	+\$0
<b>LT</b>	light tone	+\$0
<b>LU</b>	soft white	+\$0
<b>WL</b>	sandstone	+\$0
<b>WN</b>	warm grey neutral	+\$0

## Linen Laminate

<b>LBM</b>	crisp linen	+\$0
<b>LBN</b>	classic linen	+\$0
<b>LBP</b>	casual linen	+\$0

## Mesh Laminate

<b>LBK</b>	pewter mesh	+\$0
------------	-------------	------

## Twill Laminate

<b>LBF</b>	neutral twill	+\$0
<b>LBG</b>	sarum twill	+\$0
<b>LBH</b>	earthen twill	+\$0
<b>LBJ</b>	graphite twill	+\$0
<b>LBQ</b>	white twill	+\$0

## Wood-Grain Laminate

<b>HM</b>	natural maple	+\$0
<b>HP</b>	light anigre	+\$0
<b>LA</b>	light ash	+\$0
<b>LBA</b>	clear on ash	+\$0
<b>LBB</b>	oak on ash	+\$0
<b>LBC</b>	walnut on ash	+\$0
<b>LBD</b>	dark brown walnut	+\$0
<b>LBR</b>	phantom ecru	+\$0
<b>LBS</b>	phantom cocoa	+\$0
<b>LBU</b>	medium matte walnut	+\$0
<b>LBV</b>	warm grey teak	+\$0
<b>HX</b>	aged cherry	+\$0
<b>HY</b>	walnut on cherry	+\$0

## Zephyr Laminate

<b>28</b>	canyon	+\$0
<b>29</b>	misted	+\$0

## Step 11. Edge Finish

For 1<sup>1</sup>/<sub>4</sub>"-high laminate top with thermoplastic edge (TL)

<b>28</b>	canyon	+\$0
<b>29</b>	misted	+\$0
<b>8Q</b>	folkstone grey	+\$0
<b>91</b>	white	+\$0
<b>98</b>	studio white	+\$0
<b>BU</b>	black umber	+\$0
<b>CL</b>	cool grey neutral	+\$0
<b>G2</b>	graphite satin	+\$0
<b>HF</b>	inner tone light	+\$0
<b>HM</b>	natural maple	+\$0
<b>HP</b>	light anigre	+\$0

# Arc-Pull Freestanding Lateral File

continued

<b>HT</b>	inner tone	+\$0
<b>HX</b>	aged cherry	+\$0
<b>HY</b>	walnut on cherry	+\$0
<b>LA</b>	light ash	+\$0
<b>LBA</b>	clear on ash	+\$0
<b>LBB</b>	oak on ash	+\$0
<b>LBC</b>	walnut on ash	+\$0
<b>LBD</b>	dark brown walnut	+\$0
<b>LBR</b>	phantom ecru	+\$0
<b>LBS</b>	phantom cocoa	+\$0
<b>LBU</b>	medium matte walnut	+\$0
<b>LBV</b>	warm grey teak	+\$0
<b>LBK</b>	pewter mesh	+\$0
<b>LBL</b>	steel mesh	+\$0
<b>LBM</b>	crisp linen	+\$0
<b>LBN</b>	classic linen	+\$0
<b>LBP</b>	casual linen	+\$0
<b>LBF</b>	neutral twill	+\$0
<b>LBG</b>	sarum twill	+\$0
<b>LBH</b>	earthen twill	+\$0
<b>LBJ</b>	graphite twill	+\$0
<b>LBQ</b>	white twill	+\$0
<b>LU</b>	soft white	+\$0
<b>MT</b>	medium tone	+\$0
<b>SG</b>	slate grey	+\$0
<b>WA</b>	wheat	+\$0
<b>WL</b>	sandstone	+\$0
<b>WN</b>	warm grey neutral	+\$0

## Step 12. Cushion Top Fabric

For 1" cushion top (TC1) or 2" cushion top (TC2)

See textiles list for fabric numbers. First 2 digits of number indicate fabric line; remaining digit(s) indicate fabric color.

Price Category 1	+\$0
Price Category 2	+\$68
Price Category 3	+\$82
Price Category 4	+\$101
Price Category 7	+\$137
Price Category 9	+\$950
Price Category B	+\$47
Price Category C	+\$65
Price Category H	+\$204

## Step 13. Lock

For no top (NT), 1 1/4"-high laminate top with thermoplastic edge (TL), 6 1/2"-high planter top (T7), 6 1/2"-high full dome, side-to-side (D1), 6 1/2"-high half dome, sloping left (H1), 6 1/2"-high half dome, sloping right (H2), or 1 1/8"-high wood veneer top and wood composite edge with oversail front (TV1)

<b>NL</b>	no lock	-\$30
-----------	---------	-------

For 1"-high painted metal top with squared edge (T1), 1 1/4"-high painted metal top with squared edge (T2), 1 1/4"-high painted metal top with radius edge (T3), 1 1/4"-high recut veneer top (TR), 1 1/4"-high wood veneer top (TF), 1" cushion top (TC1), or 2" cushion top (TC2)

<b>KA</b>	keyed alike	-\$10
<b>KC</b>	keyed differently, chrome	+\$0
<b>KD</b>	keyed differently, black	+\$0

## Step 14. Pull Finish

<b>NH</b>	brushed nickel	+\$0
<b>NK</b>	black nickel	+\$0

## Step 15. Base Height

<b>B1</b>	1"-high base	+\$0
<b>B2</b>	1 1/2"-high base	+\$0
<b>B3</b>	2 1/4"-high base	+\$0
<b>B4</b>	3 1/4"-high base	+\$0
<b>BA</b>	1"-high recessed base	+\$34
<b>BB</b>	1 1/2"-high recessed base	+\$34
<b>BC</b>	2 1/4"-high recessed base	+\$34
<b>BD</b>	3 1/4"-high recessed base	+\$34
<b>B5</b>	4 1/4"-high base	+\$34
<b>LB2</b>	1 1/2" leg base	+\$34

## Step 16. Leg

For 1 1/2" leg base (LB2)

<b>DD</b>	2"-high canvas leg	+\$125
-----------	--------------------	--------

## Step 17. Leg Finish

### Sand Texture Paint

<b>91</b>	white	+\$0
<b>BK</b>	black	+\$0
<b>CL</b>	cool grey neutral	+\$0
<b>G1</b>	graphite	+\$0
<b>WN</b>	warm grey neutral	+\$0

## Arc-Pull Freestanding Lateral File

*continued*

Metallic Paint		
<b>CN</b>	metallic champagne	+\$0
<b>EH</b>	metallic bronze	+\$0
<b>MS</b>	metallic silver	+\$0
Step 18. Counterweight		
<b>NO</b>	no counterweight (must gang or anchor)	+\$0
<b>CB</b>	counterweight (recommended)	+\$122
Step 19. Drawer Interior		
<b>9P</b>	front-to-back filing rail	+\$0
<b>9R</b>	side-to-side filing rail	+\$0
<b>9M</b>	3 dividers	+\$0

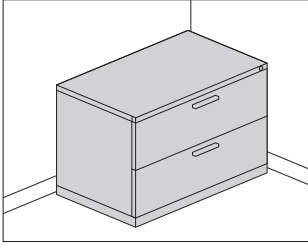
## Bar-Pull Freestanding Lateral File

2KP-3

2KP-4

2KV-3

2KV-4



## Product Information

## Description

This lateral file holds letter-, legal-, and A4-size hanging files. It has bar pulls and smooth steel. The file has no top or a metal, cushion, laminate, planter, or veneer top. A positive interlock system permits only 1 drawer to open at a time. 1 lock controls all drawers. The drawers can be specified with 3 dividers or with front-to-back or side-to-side filing rails for hanging files. 5 base heights are available; all bases include adjustable glides.

Actual lateral file widths are  $29\frac{7}{8}$ ",  $35\frac{7}{8}$ ", or  $41\frac{7}{8}$ "; actual depths are  $17\frac{7}{8}$ " or  $19\frac{7}{8}$ ".

## Notes

For 2- or 3-high files that are not ganged or anchored, counterweights (option CB) are required. For 4- or 5-high files that are not ganged or anchored, counterweights are recommended.

For base height option (LB2), legs will be shipped separately.

For base height option (LB2), overall height is  $3\frac{1}{2}$ " consisting of  $1\frac{1}{2}$ " tube base with 2" legs.

Dimensional illustrations do not include all possible configurations.

To convert filing direction, order 1 of the following products separately:

- Front-to-back rail (9P002)
- Side-to-side rail (9R130)

For work surface on top of 1 or more lateral files, order file top (TPL or TPV) separately.

No lock option (NL) can only be specified on files with no top (NT), dome tops (D1, H1, or H2), planter top (T7), laminate tops (TL), or veneer top (TV1).

For cushion tops TC1 and TC2, a 1" metal top is included.

Grain direction is vertical for veneer-front lateral files.

Cushion top accepts Customer's Own Material (COM). Yardage is estimated for nondirectional, 54"-wide fabrics. When ordering more than 1 cushion, round up total yardage requirement to next whole yard of fabric.

## Width—Yardage

30" — 1.05

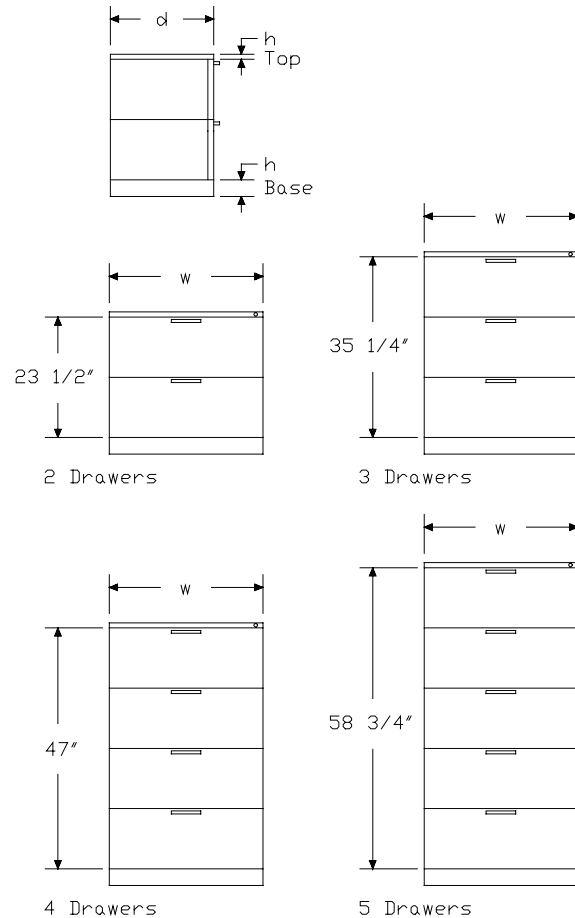
36" — 1.22

42" — 1.40

For information on multiple quantities or directional fabrics, contact COM Department. See Order Information in Appendices.

For keyed-alike locks, order lock plugs separately. See Keyed-Alike Information in Appendices.

## Dimensions



# Bar-Pull Freestanding Lateral File

continued

Specification Information					
Step 1.					
2K					
Step 2. Front Material					
P-	painted metal front				
V-	veneer front				
Step 3. Width					
30	30" wide				
36	36" wide				
42	42" wide				
Step 4. Depth					
18-	18" deep				
20-	20" deep				
Step 5. Configuration					
2N	2 drawers				
3N	3 drawers				
4N	4 drawers				
5N	5 drawers				
Prices for Steps 1-5.					
		2N	3N	4N	5N
2KP-30	18-	\$902	1239	1577	1913
	20-	\$902	1239	1577	1913
2KP-36	18-	\$998	1365	1734	2102
	20-	\$998	1365	1734	2102
2KP-42	18-	\$1124	1538	1953	2370
	20-	\$1124	1538	1953	2370
2KV-30	18-	\$1254	1768	2397	2793
	20-	\$1254	1768	2397	2793
2KV-36	18-	\$1419	1999	2578	3156
	20-	\$1419	1999	2578	3156
2KV-42	18-	\$1612	2271	2932	3590
	20-	\$1612	2271	2932	3590
Step 6. Paint/Steel Type					
SS	smooth paint on smooth steel				+\$0
XS	textured paint on smooth steel				+\$0

Step 7. Surface Finish		
Nonmetallic Paint		
<i>For smooth paint on smooth steel (SS)</i>		
<b>8Q</b>	folkstone grey	+\$0
<b>91</b>	white	+\$0
<b>98</b>	studio white <span>A</span>	+\$0
<b>BU</b>	black umber	+\$0
<b>G2</b>	graphite satin	+\$0
<b>HF</b>	inner tone light	+\$0
<b>HT</b>	inner tone	+\$0
<b>LT</b>	light tone	+\$0
<b>LU</b>	soft white	+\$0
<b>MT</b>	medium tone	+\$0
<b>SG</b>	slate grey	+\$0
<b>WA</b>	wheat	+\$0
<b>WL</b>	sandstone	+\$0
Metallic Paint		
<i>For smooth paint on smooth steel (SS)</i>		
<b>CN</b>	metallic champagne	+\$0
<b>EH</b>	metallic bronze	+\$0
<b>MS</b>	metallic silver	+\$0
Sand Texture Paint		
<i>For textured paint on smooth steel (XS)</i>		
<b>91</b>	white	+\$0
<b>98</b>	studio white <span>A</span>	+\$0
<b>BK</b>	black	+\$0
<b>CL</b>	cool grey neutral	+\$0
<b>G1</b>	graphite	+\$0
<b>WN</b>	warm grey neutral	+\$0

Meridian® Freestanding Stackable™ Lateral Files

# Bar-Pull Freestanding Lateral File

continued

## Step 8. Top

### For painted metal front (P-)

<b>NT</b>	no top	+\$0
<b>T1</b>	1"-high painted metal top with squared edge	+\$0
<b>T2</b>	1¼"-high painted metal top with squared edge	+\$0
<b>T3</b>	1¼"-high painted metal top with radius edge	+\$65
<b>TL</b>	1¼"-high laminate top with thermoplastic edge	+\$74
<b>TR</b>	1¼"-high recut veneer top <input type="checkbox"/>	+\$150
<b>TF</b>	1¼"-high wood veneer top <input type="checkbox"/>	+\$156
<b>T7</b>	6½"-high planter top	+\$200
<b>D1</b>	6½"-high full dome, side-to-side	+\$273
<b>H1</b>	6½"-high half dome, sloping left	+\$273
<b>H2</b>	6½"-high half dome, sloping right	+\$273
<b>TV1</b>	1⅝"-high wood veneer top and wood composite edge with oversail front <input type="checkbox"/>	+\$321
<b>TC1</b>	1" cushion top	+\$394
<b>TC2</b>	2" cushion top	+\$394

### For veneer front (V-)

<b>NT</b>	no top	+\$0
<b>T1</b>	1"-high painted metal top with squared edge	+\$0
<b>T2</b>	1¼"-high painted metal top with squared edge	+\$0
<b>T3</b>	1¼"-high painted metal top with radius edge	+\$65
<b>TL</b>	1¼"-high laminate top with thermoplastic edge	+\$74
<b>TF</b>	1¼"-high wood veneer top <input type="checkbox"/>	+\$156
<b>T7</b>	6½"-high planter top	+\$200
<b>D1</b>	6½"-high full dome, side-to-side	+\$273
<b>H1</b>	6½"-high half dome, sloping left	+\$273
<b>H2</b>	6½"-high half dome, sloping right	+\$273
<b>TV1</b>	1⅝"-high wood veneer top and wood composite edge with oversail front <input type="checkbox"/>	+\$321
<b>TC1</b>	1" cushion top	+\$394
<b>TC2</b>	2" cushion top	+\$394

## Step 9.

### Veneer Top Finish: Wood Veneer

#### For painted metal front (P-) with 1¼"-high wood veneer top (TF)

<b>2U</b>	light brown walnut <input type="checkbox"/>	+\$28
<b>40</b>	dark brown walnut <input type="checkbox"/>	+\$28
<b>ED</b>	aged cherry <input type="checkbox"/>	+\$28
<b>EK</b>	medium red walnut <input type="checkbox"/>	+\$28
<b>EW</b>	medium matte walnut <input type="checkbox"/>	+\$28
<b>ET</b>	clear on ash <input type="checkbox"/>	+\$28
<b>EV</b>	walnut on ash <input type="checkbox"/>	+\$28
<b>UL</b>	natural maple <input type="checkbox"/>	+\$28
<b>UX</b>	walnut on cherry <input type="checkbox"/>	+\$28

### Veneer Front Finish: Wood Veneer

For veneer front (V-) with no top (NT), 1"-high painted metal top with squared edge (T1), 1¼"-high painted metal top with squared edge (T2), 1¼"-high painted metal top with radius edge (T3), 1¼"-high laminate top with thermoplastic edge (TL), 6½"-high planter top (T7), 6½"-high full dome, side-to-side (D1), 6½"-high half dome, sloping left (H1), 6½"-high half dome, sloping right (H2), or 1" cushion top (TC1), or 2" cushion top (TC2)

<b>2U</b>	light brown walnut <input type="checkbox"/>	+\$56
<b>40</b>	dark brown walnut <input type="checkbox"/>	+\$56
<b>ED</b>	aged cherry <input type="checkbox"/>	+\$56
<b>EK</b>	medium red walnut <input type="checkbox"/>	+\$56
<b>EW</b>	medium matte walnut <input type="checkbox"/>	+\$56
<b>ET</b>	clear on ash <input type="checkbox"/>	+\$56
<b>EV</b>	walnut on ash <input type="checkbox"/>	+\$56
<b>UL</b>	natural maple <input type="checkbox"/>	+\$56
<b>UX</b>	walnut on cherry <input type="checkbox"/>	+\$56

### Veneer Top Finish: Wood Veneer

For painted metal front (P-) with 1⅝"-high wood veneer top and wood composite edge with oversail front (TV1)

<b>40</b>	dark brown walnut <input type="checkbox"/>	+\$28
<b>ED</b>	aged cherry <input type="checkbox"/>	+\$28
<b>EK</b>	medium red walnut <input type="checkbox"/>	+\$28
<b>EW</b>	medium matte walnut <input type="checkbox"/>	+\$28
<b>ET</b>	clear on ash <input type="checkbox"/>	+\$28
<b>EV</b>	walnut on ash <input type="checkbox"/>	+\$28
<b>UL</b>	natural maple <input type="checkbox"/>	+\$28
<b>UX</b>	walnut on cherry <input type="checkbox"/>	+\$28











# Bar-Pull Freestanding Lateral File

continued




## Veneer Front/Top Finish: Wood Veneer

For veneer front (V-) with 1<sup>1</sup>/<sub>8</sub>"-high wood veneer top and wood composite edge with oversail front (TV1)

<b>40</b>	dark brown walnut 	+\$56
<b>ED</b>	aged cherry 	+\$56
<b>EK</b>	medium red walnut 	+\$56
<b>EW</b>	medium matte walnut 	+\$56
<b>ET</b>	clear on ash 	+\$56
<b>EV</b>	walnut on ash 	+\$56
<b>UL</b>	natural maple 	+\$56
<b>UX</b>	walnut on cherry 	+\$56










## Veneer Top Finish: Recut Veneer

For painted metal front (P-) with 1<sup>1</sup>/<sub>4</sub>"-high recut veneer top (TR)

<b>RA</b>	light ash 	+\$0
<b>RK</b>	mahogany dark 	+\$0
<b>RM</b>	mahogany 	+\$0

## Veneer Front/Top Finish: Wood Veneer

For veneer front (V-) with 1<sup>1</sup>/<sub>4</sub>"-high wood veneer top (TF)

<b>2U</b>	light brown walnut 	+\$56
<b>40</b>	dark brown walnut 	+\$56
<b>ED</b>	aged cherry 	+\$56
<b>EK</b>	medium red walnut 	+\$56
<b>EW</b>	medium matte walnut 	+\$56
<b>ET</b>	clear on ash 	+\$56
<b>EV</b>	walnut on ash 	+\$56
<b>UL</b>	natural maple 	+\$56
<b>UX</b>	walnut on cherry 	+\$56

## Step 10. Top Finish

For 1<sup>1</sup>/<sub>4</sub>"-high laminate top with thermoplastic edge (TL)

## Solid-Color Laminate

<b>8Q</b>	folkstone grey	+\$0
<b>91</b>	white	+\$0
<b>98</b>	studio white	+\$0
<b>CL</b>	cool grey neutral	+\$0
<b>HF</b>	inner tone light	+\$0
<b>HT</b>	inner tone	+\$0
<b>LT</b>	light tone	+\$0
<b>LU</b>	soft white	+\$0
<b>WL</b>	sandstone	+\$0
<b>WN</b>	warm grey neutral	+\$0

## Linen Laminate

<b>LBM</b>	crisp linen	+\$0
<b>LBN</b>	classic linen	+\$0
<b>LBP</b>	casual linen	+\$0

## Mesh Laminate

<b>LBK</b>	pewter mesh	+\$0
------------	-------------	------

## Twill Laminate

<b>LBF</b>	neutral twill	+\$0
<b>LBG</b>	sarum twill	+\$0
<b>LBH</b>	earthen twill	+\$0
<b>LBJ</b>	graphite twill	+\$0
<b>LBQ</b>	white twill	+\$0

## Wood-Grain Laminate

<b>HM</b>	natural maple	+\$0
<b>HP</b>	light anigre	+\$0
<b>LA</b>	light ash	+\$0
<b>LBA</b>	clear on ash	+\$0
<b>LBB</b>	oak on ash	+\$0
<b>LBC</b>	walnut on ash	+\$0
<b>LBD</b>	dark brown walnut	+\$0
<b>LBR</b>	phantom ecru	+\$0
<b>LBS</b>	phantom cocoa	+\$0
<b>LBU</b>	medium matte walnut	+\$0
<b>LBV</b>	warm grey teak	+\$0
<b>HX</b>	aged cherry	+\$0
<b>HY</b>	walnut on cherry	+\$0

## Zephyr Laminate

<b>28</b>	canyon	+\$0
<b>29</b>	misted	+\$0

## Step 11. Edge Finish

For 1<sup>1</sup>/<sub>4</sub>"-high laminate top with thermoplastic edge (TL)

<b>28</b>	canyon	+\$0
<b>29</b>	misted	+\$0
<b>8Q</b>	folkstone grey	+\$0
<b>91</b>	white	+\$0
<b>BU</b>	black umber	+\$0
<b>CL</b>	cool grey neutral	+\$0
<b>G2</b>	graphite satin	+\$0
<b>HF</b>	inner tone light	+\$0
<b>HM</b>	natural maple	+\$0
<b>HP</b>	light anigre	+\$0
<b>HT</b>	inner tone	+\$0

# Bar-Pull Freestanding Lateral File

continued

<b>HX</b>	aged cherry	+\$0
<b>HY</b>	walnut on cherry	+\$0
<b>LA</b>	light ash	+\$0
<b>LBA</b>	clear on ash	+\$0
<b>LBB</b>	oak on ash	+\$0
<b>LBC</b>	walnut on ash	+\$0
<b>LBD</b>	dark brown walnut	+\$0
<b>LBR</b>	phantom ecru	+\$0
<b>LBS</b>	phantom cocoa	+\$0
<b>LBU</b>	medium matte walnut	+\$0
<b>LBV</b>	warm grey teak	+\$0
<b>LBK</b>	pewter mesh	+\$0
<b>LBL</b>	steel mesh	+\$0
<b>LBM</b>	crisp linen	+\$0
<b>LBN</b>	classic linen	+\$0
<b>LBP</b>	casual linen	+\$0
<b>LBF</b>	neutral twill	+\$0
<b>LBG</b>	sarum twill	+\$0
<b>LBH</b>	earthen twill	+\$0
<b>LBJ</b>	graphite twill	+\$0
<b>LBQ</b>	white twill	+\$0
<b>LU</b>	soft white	+\$0
<b>MT</b>	medium tone	+\$0
<b>SG</b>	slate grey	+\$0
<b>WA</b>	wheat	+\$0
<b>WL</b>	sandstone	+\$0
<b>WN</b>	warm grey neutral	+\$0

## Step 12. Cushion Top Fabric

For 1" cushion top (TC1) or 2" cushion top (TC2)

See textiles list for fabric usage and numbers. First 2 digits of number indicate fabric line; remaining digit(s) indicate fabric color.

Price Category 1	+\$0
Price Category 2	+\$68
Price Category 3	+\$82
Price Category 4	+\$101
Price Category 7	+\$0
Price Category 9	+\$950
Price Category B	+\$43
Price Category H	+\$185

## Step 13. Lock

For no top (NT), 1 1/4"-high laminate top with thermoplastic edge (TL), 6 1/2"-high planter top (T7), 6 1/2"-high full dome, side-to-side (D1), 6 1/2"-high half dome, sloping left (H1), 6 1/2"-high half dome, sloping right (H2), or 1 1/8"-high wood veneer top and wood composite edge with oversail front (TV1)

<b>NL</b>	no lock	-\$30
-----------	---------	-------

For 1"-high painted metal top with squared edge (T1), 1 1/4"-high painted metal top with squared edge (T2), 1 1/4"-high painted metal top with radius edge (T3), 1 1/4"-high recut veneer top (TR), 1 1/4"-high wood veneer top (TF), 1" cushion top (TC1), or 2" cushion top (TC2)

<b>KA</b>	keyed alike	-\$10
<b>KC</b>	keyed differently, chrome	+\$0
<b>KD</b>	keyed differently, black	+\$0

## Step 14. Pull Finish

### Metallic Paint

<b>MS</b>	metallic silver <span style="border: 1px solid black; padding: 0 2px;">A</span>	+\$0
-----------	---	------

### Sand Texture Paint

<b>BK</b>	black	+\$0
-----------	-------	------

### Smooth Paint

<b>8Q</b>	folkstone grey	+\$0
<b>91</b>	white	+\$0
<b>98</b>	studio white	+\$0
<b>G1</b>	graphite	+\$0

## Step 15. Base Height

<b>B1</b>	1"-high base	+\$0
<b>B2</b>	1 1/2"-high base	+\$0
<b>B3</b>	2 1/4"-high base	+\$0
<b>B4</b>	3 1/4"-high base	+\$0
<b>BA</b>	1"-high recessed base	+\$34
<b>BB</b>	1 1/2"-high recessed base	+\$34
<b>BC</b>	2 1/4"-high recessed base	+\$34
<b>BD</b>	3 1/4"-high recessed base	+\$34
<b>B5</b>	4 1/4"-high base	+\$34
<b>LB2</b>	1 1/2" leg base	+\$34

## Step 16. Leg

For 1 1/2" leg base (LB2)

<b>DD</b>	2"-high canvas leg	+\$125
-----------	--------------------	--------

## Bar-Pull Freestanding Lateral File

*continued*

### Step 17. Leg Finish

#### Sand Texture Paint

<b>91</b>	white	+\$0
<b>98</b>	studio white	+\$0
<b>BK</b>	black	+\$0
<b>CL</b>	cool grey neutral	+\$0
<b>G1</b>	graphite	+\$0
<b>WN</b>	warm grey neutral	+\$0

#### Metallic Paint

<b>CN</b>	metallic champagne	+\$0
<b>EH</b>	metallic bronze	+\$0
<b>MS</b>	metallic silver	+\$0

### Step 18. Counterweight

<b>NO</b>	no counterweight (must gang or anchor)	+\$0
<b>CB</b>	counterweight (recommended)	+\$122

### Step 19. Drawer Interior

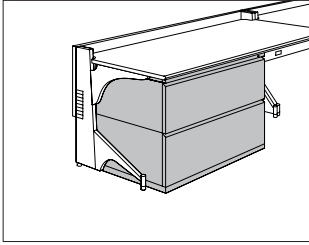
<b>9P</b>	front-to-back filing rail	+\$0
<b>9R</b>	side-to-side filing rail	+\$0
<b>9M</b>	3 dividers	+\$0

# Bevel-Pull Freestanding Lateral File

24-30

24-36

24-42



## Product Information

### Description

This lateral file holds letter-, legal-, and A4-size hanging files. It has bevel pulls and smooth steel. The file has no top or a metal, cushion, laminate, planter, or veneer top. A positive interlock system permits only 1 drawer to open at a time. 1 lock controls all drawers. The drawers can be specified with 3 dividers or with front-to-back or side-to-side filing rails for hanging files. 5 base heights are available; all bases include adjustable glides.

Actual lateral file widths are 29<sup>7</sup>/<sub>8</sub>", 35<sup>7</sup>/<sub>8</sub>", or 41<sup>7</sup>/<sub>8</sub>"; actual depths are 17<sup>7</sup>/<sub>8</sub>" or 19<sup>7</sup>/<sub>8</sub>".

### Notes

For 2- or 3-high files that are not ganged or anchored, counterweights (option CB) are required. For 4- or 5-high files that are not ganged or anchored, counterweights are recommended.

Dimensional illustrations do not include all possible configurations.

To convert filing direction, order 1 of the following products separately:

- Front-to-back rail (9P002)
- Side-to-side rail (9R130)

For work surface on top of 1 or more lateral files, order file top (TPL or TPV) separately.

No lock option (NL) can only be specified on files with no top (NT), dome tops (D1, H1, or H2), planter top (T7), laminate tops (TL), or veneer top (TV1).

For cushion tops TC1 and TC2, a 1" metal top is included.

Cushion top accepts Customer's Own Material (COM). Yardage is estimated for nondirectional, 54"-wide fabrics. When ordering more than 1 cushion, round up total yardage requirement to next whole yard of fabric.

### Width—Yardage

30" — 1.05

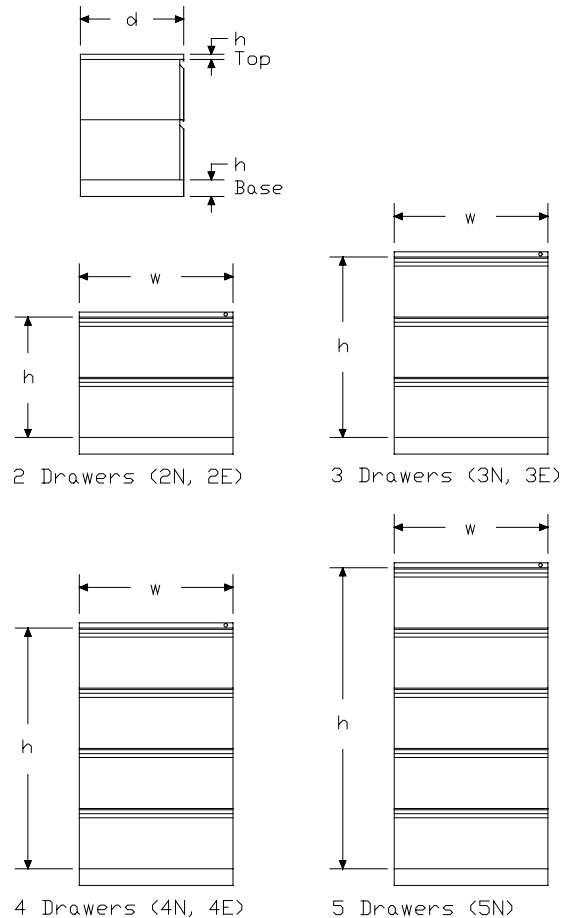
36" — 1.22

42" — 1.40

For information on multiple quantities or directional fabrics, contact COM Department. See Order Information in Appendices.

For keyed-alike locks, order lock plugs separately. See Keyed-Alike Information in Appendices.

## Dimensions



h	N	E
2	23 1/2	26 1/4
3	35 1/4	39 3/8
4	47	52 1/2
5	58 3/4	—

All dimensions are in inches.

# Bevel-Pull Freestanding Lateral

File *continued*

## Specification Information

### Step 1.

24-

### Step 2. Width

**30** 30" wide  
**36** 36" wide  
**42** 42" wide

### Step 3. Depth

**18-** 18" deep  
**20-** 20" deep

### Step 4. Configuration

**2N** 2 11<sup>3</sup>/<sub>4</sub>"-high drawers  
**3N** 3 11<sup>3</sup>/<sub>4</sub>"-high drawers  
**4N** 4 11<sup>3</sup>/<sub>4</sub>"-high drawers  
**5N** 5 11<sup>3</sup>/<sub>4</sub>"-high drawers  
**2E** 2 13<sup>1</sup>/<sub>8</sub>"-high drawers  
**3E** 3 13<sup>1</sup>/<sub>8</sub>"-high drawers  
**4E** 4 13<sup>1</sup>/<sub>8</sub>"-high drawers

### Prices for Steps 1-4.

		2N	3N	4N	5N	2E	3E
<b>24-30</b>	<b>18-</b>	\$860	1195	1532	1868	860	1195
	<b>20-</b>	\$860	1195	1532	1868	860	1195
<b>24-36</b>	<b>18-</b>	\$953	1320	1689	2056	953	1320
	<b>20-</b>	\$953	1320	1689	2056	953	1320
<b>24-42</b>	<b>18-</b>	\$1081	1494	1908	2325	1081	1494
	<b>20-</b>	\$1081	1494	1908	2325	1081	1494
							<b>4E</b>
<b>24-30</b>	<b>18-</b>						\$1532
	<b>20-</b>						\$1532
<b>24-36</b>	<b>18-</b>						\$1689
	<b>20-</b>						\$1689
<b>24-42</b>	<b>18-</b>						\$1908
	<b>20-</b>						\$1908

### Step 5. Paint/Steel Type

**SS** smooth paint on smooth steel +\$0  
**XS** textured paint on smooth steel +\$0

## Step 6. Surface Finish

### Nonmetallic Paint

#### For smooth paint on smooth steel (SS)

<b>8Q</b>	folkstone grey	+\$0
<b>91</b>	white	+\$0
<b>98</b>	studio white <span style="border: 1px solid black; padding: 0 2px;">A</span>	+\$0
<b>BU</b>	black umber	+\$0
<b>G2</b>	graphite satin	+\$0
<b>HF</b>	inner tone light	+\$0
<b>HT</b>	inner tone	+\$0
<b>LT</b>	light tone	+\$0
<b>LU</b>	soft white	+\$0
<b>MT</b>	medium tone	+\$0
<b>SG</b>	slate grey	+\$0
<b>WA</b>	wheat	+\$0
<b>WL</b>	sandstone	+\$0

### Metallic Paint

#### For smooth paint on smooth steel (SS)

<b>CN</b>	metallic champagne	+\$0
<b>MS</b>	metallic silver	+\$0

### Sand Texture Paint

#### For textured paint on smooth steel (XS)

<b>91</b>	white	+\$0
<b>98</b>	studio white	+\$0
<b>BK</b>	black	+\$0
<b>CL</b>	cool grey neutral	+\$0
<b>G1</b>	graphite	+\$0
<b>WN</b>	warm grey neutral	+\$0

# Bevel-Pull Freestanding Lateral

## File *continued*

Step 7. Top		
<b>NT</b>	no top	+\$0
<b>T1</b>	1"-high painted metal top with squared edge	+\$0
<b>T2</b>	1¼"-high painted metal top with squared edge	+\$0
<b>T3</b>	1¼"-high painted metal top with radius edge	+\$65
<b>TL</b>	1¼"-high laminate top with thermoplastic edge	+\$74
<b>TR</b>	1¼"-high recut veneer top <input type="checkbox"/>	+\$150
<b>TF</b>	1¼"-high wood veneer top <input type="checkbox"/>	+\$156
<b>T7</b>	6½"-high planter top	+\$200
<b>D1</b>	6½"-high full dome, side-to-side	+\$273
<b>H1</b>	6½"-high half dome, sloping left	+\$273
<b>H2</b>	6½"-high half dome, sloping right	+\$273
<b>TV1</b>	1⅛"-high wood veneer top and wood composite edge with oversail front <input type="checkbox"/>	+\$321
<b>TC1</b>	1" cushion top	+\$394
<b>TC2</b>	2" cushion top	+\$394

### Step 8. Lock

For no top (NT), 1¼"-high laminate top with thermoplastic edge (TL), 6½"-high planter top (T7), 6½"-high full dome, side-to-side (D1), 6½"-high half dome, sloping left (H1), 6½"-high half dome, sloping right (H2), or 1⅛"-high wood veneer top and wood composite edge with oversail front (TV1)

<b>NL</b>	no lock	-\$30
-----------	---------	-------

For 1"-high painted metal top with squared edge (T1), 1¼"-high painted metal top with squared edge (T2), 1¼"-high painted metal top with radius edge (T3), 1¼"-high recut veneer top (TR), 1¼"-high wood veneer top (TF), 1" cushion top (TC1), or 2" cushion top (TC2)

<b>KA</b>	keyed alike	-\$10
<b>KC</b>	keyed differently, chrome	+\$0
<b>KD</b>	keyed differently, black	+\$0

### Step 9.

#### Veneer Top Finish: Wood Veneer

For 1¼"-high wood veneer top (TF)

<b>2U</b>	light brown walnut <input type="checkbox"/>	+\$28
<b>40</b>	dark brown walnut <input type="checkbox"/>	+\$28
<b>ED</b>	aged cherry <input type="checkbox"/>	+\$28
<b>EK</b>	medium red walnut <input type="checkbox"/>	+\$28
<b>EW</b>	medium matte walnut <input type="checkbox"/>	+\$28
<b>ET</b>	clear on ash <input type="checkbox"/>	+\$28
<b>EU</b>	oak on ash <input type="checkbox"/>	+\$28
<b>EV</b>	walnut on ash <input type="checkbox"/>	+\$28
<b>UL</b>	natural maple <input type="checkbox"/>	+\$28
<b>UX</b>	walnut on cherry <input type="checkbox"/>	+\$28

#### Veneer Top Finish: Wood Veneer

For 1⅛"-high wood veneer top and wood composite edge with oversail front (TV1)

<b>40</b>	dark brown walnut <input type="checkbox"/>	+\$28
<b>ED</b>	aged cherry <input type="checkbox"/>	+\$28
<b>EK</b>	medium red walnut <input type="checkbox"/>	+\$28
<b>EW</b>	medium matte walnut <input type="checkbox"/>	+\$28
<b>ET</b>	clear on ash <input type="checkbox"/>	+\$28
<b>EU</b>	oak on ash <input type="checkbox"/>	+\$28
<b>EV</b>	walnut on ash <input type="checkbox"/>	+\$28
<b>UL</b>	natural maple <input type="checkbox"/>	+\$28
<b>UX</b>	walnut on cherry <input type="checkbox"/>	+\$28

#### Veneer Top Finish: Recut Veneer

For 1¼"-high recut veneer top (TR)

<b>RA</b>	light ash <input type="checkbox"/>	+\$0
<b>RK</b>	mahogany dark <input type="checkbox"/>	+\$0
<b>RM</b>	mahogany <input type="checkbox"/>	+\$0

#### Top Finish: Solid-Color Laminate

For 1¼"-high laminate top with thermoplastic edge (TL)

<b>8Q</b>	folkstone grey	+\$0
<b>91</b>	white	+\$0
<b>98</b>	studio white	+\$0
<b>CL</b>	cool grey neutral	+\$0
<b>HF</b>	inner tone light	+\$0
<b>HT</b>	inner tone	+\$0
<b>LT</b>	light tone	+\$0
<b>LU</b>	soft white	+\$0
<b>WL</b>	sandstone	+\$0
<b>WN</b>	warm grey neutral	+\$0

# Bevel-Pull Freestanding Lateral

File *continued*

## Top Finish: Linen Laminate

*For 1 1/4"-high laminate top with thermoplastic edge (TL)*

<b>LBM</b>	crisp linen	+\$0
<b>LBN</b>	classic linen	+\$0
<b>LBP</b>	casual linen	+\$0

## Top Finish: Mesh Laminate

*For 1 1/4"-high laminate top with thermoplastic edge (TL)*

<b>LBK</b>	pewter mesh	+\$0
<b>LBL</b>	steel mesh	+\$0

## Top Finish: Twill Laminate

*For 1 1/4"-high laminate top with thermoplastic edge (TL)*

<b>LBF</b>	neutral twill	+\$0
<b>LBG</b>	sarum twill	+\$0
<b>LBH</b>	earthen twill	+\$0
<b>LBJ</b>	graphite twill	+\$0
<b>LBQ</b>	white twill	+\$0

## Top Finish: Wood-Grain Laminate

*For 1 1/4"-high laminate top with thermoplastic edge (TL)*

<b>HM</b>	natural maple	+\$0
<b>HP</b>	light anigre	+\$0
<b>LA</b>	light ash	+\$0
<b>LBA</b>	clear on ash	+\$0
<b>LBB</b>	oak on ash	+\$0
<b>LBC</b>	walnut on ash	+\$0
<b>LBD</b>	dark brown walnut	+\$0
<b>LBR</b>	phantom ecru	+\$0
<b>LBS</b>	phantom cocoa	+\$0
<b>LBU</b>	medium matte walnut	+\$0
<b>LBV</b>	warm grey teak	+\$0
<b>HX</b>	aged cherry	+\$0
<b>HY</b>	walnut on cherry	+\$0

## Top Finish: Zephyr Laminate

*For 1 1/4"-high laminate top with thermoplastic edge (TL)*

<b>28</b>	canyon	+\$0
<b>29</b>	misted	+\$0

## Step 10. Edge Finish

*For 1 1/4"-high laminate top with thermoplastic edge (TL)*

<b>28</b>	canyon	+\$0
<b>29</b>	misted	+\$0
<b>8Q</b>	folkstone grey	+\$0
<b>91</b>	white	+\$0
<b>BU</b>	black umber	+\$0
<b>CL</b>	cool grey neutral	+\$0
<b>G2</b>	graphite satin	+\$0
<b>HF</b>	inner tone light	+\$0
<b>HM</b>	natural maple	+\$0
<b>HP</b>	light anigre	+\$0
<b>HT</b>	inner tone	+\$0
<b>HX</b>	aged cherry	+\$0
<b>HY</b>	walnut on cherry	+\$0
<b>LA</b>	light ash	+\$0
<b>LBA</b>	clear on ash	+\$0
<b>LBB</b>	oak on ash	+\$0
<b>LBC</b>	walnut on ash	+\$0
<b>LBD</b>	dark brown walnut	+\$0
<b>LBR</b>	phantom ecru	+\$0
<b>LBS</b>	phantom cocoa	+\$0
<b>LBU</b>	medium matte walnut	+\$0
<b>LBV</b>	warm grey teak	+\$0
<b>LU</b>	soft white	+\$0
<b>MT</b>	medium tone	+\$0
<b>SG</b>	slate grey	+\$0
<b>WA</b>	wheat	+\$0
<b>WL</b>	sandstone	+\$0
<b>WN</b>	warm grey neutral	+\$0

## Step 11. Cushion Top Fabric

*For 1" cushion top (TC1) or 2" cushion top (TC2)*

*See textiles list for fabric numbers. First 2 digits of number indicate fabric line; remaining digit(s) indicate fabric color.*

Price Category 1	+\$0
Price Category 2	+\$68
Price Category 3	+\$82
Price Category 4	+\$101
Price Category 9	+\$950
Price Category B	+\$47
Price Category C	+\$65
Price Category H	+\$204

# Bevel-Pull Freestanding Lateral

File *continued*

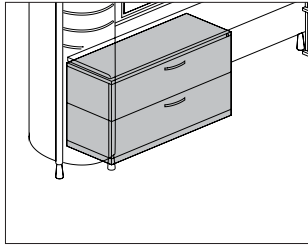
Meridian® Freestanding Stackable™ Lateral Files

Step 12. Base Height		
<b>B1</b>	1"-high base	+\$0
<b>B2</b>	1½"-high base	+\$0
<b>B3</b>	2¼"-high base	+\$0
<b>B4</b>	3¼"-high base	+\$0
<b>BA</b>	1"-high recessed base	+\$34
<b>BB</b>	1½"-high recessed base	+\$34
<b>BC</b>	2¼"-high recessed base	+\$34
<b>BD</b>	3¼"-high recessed base	+\$34
<b>B5</b>	4¼"-high base	+\$34
Step 13. Counterweight		
<b>NO</b>	no counterweight (must gang or anchor)	+\$0
<b>CB</b>	counterweight (recommended)	+\$122
Step 14. Drawer Interior		
<b>9P</b>	front-to-back filing rail	+\$0
<b>9R</b>	side-to-side filing rail	+\$0
<b>9M</b>	3 dividers	+\$0



# Ellipse-Pull Freestanding Lateral File

2J-30  
2J-36  
2J-42



## Product Information

### Description

This lateral file holds letter-, legal-, and A4-size hanging files. It has ellipse pulls and smooth steel. The file has no top or a metal, cushion, laminate, planter, or veneer top. A positive interlock system permits only 1 drawer to open at a time. 1 lock controls all drawers. The drawers can be specified with 3 dividers or with front-to-back or side-to-side filing rails for hanging files. 5 base heights are available; all bases include adjustable glides.

Actual lateral file widths are 29<sup>7</sup>/<sub>8</sub>", 35<sup>7</sup>/<sub>8</sub>", or 41<sup>7</sup>/<sub>8</sub>"; actual depths are 17<sup>7</sup>/<sub>8</sub>" or 19<sup>7</sup>/<sub>8</sub>".

### Notes

For 2- or 3-high files that are not ganged or anchored, counterweights (option CB) are required. For 4- or 5-high files that are not ganged or anchored, counterweights are recommended.

Dimensional illustrations do not include all possible configurations.

To convert filing direction, order 1 of the following products separately:

- Front-to-back rail (9Pxxxx)
- Side-to-side rail (9Rxxxxx)

See Stackable Lateral File Accessories for specific product number.

Order optional file drawer organizer (LG901) separately.

For work surface on top of 1 or more lateral files, order file top (TPL or TPV) separately.

No lock option (NL) can only be specified on files with no top (NT), dome tops (D1, H1, or H2), planter top (T7), or laminate tops (TL). The (NL) option cannot be specified for configurations 4W and 4Z; these configurations always have a lock.

For configurations 4W and 4Z, a 1" filler top is included between the overhead storage and the drawers.

For cushion tops TC1 and TC2, a 1" metal top is included.

Cushion top accepts Customer's Own Material (COM). Yardage is estimated for nondirectional, 54"-wide fabrics. When ordering more than 1 cushion, round up total yardage requirement to next whole yard of fabric.

### Width—Yardage

30" —1.05

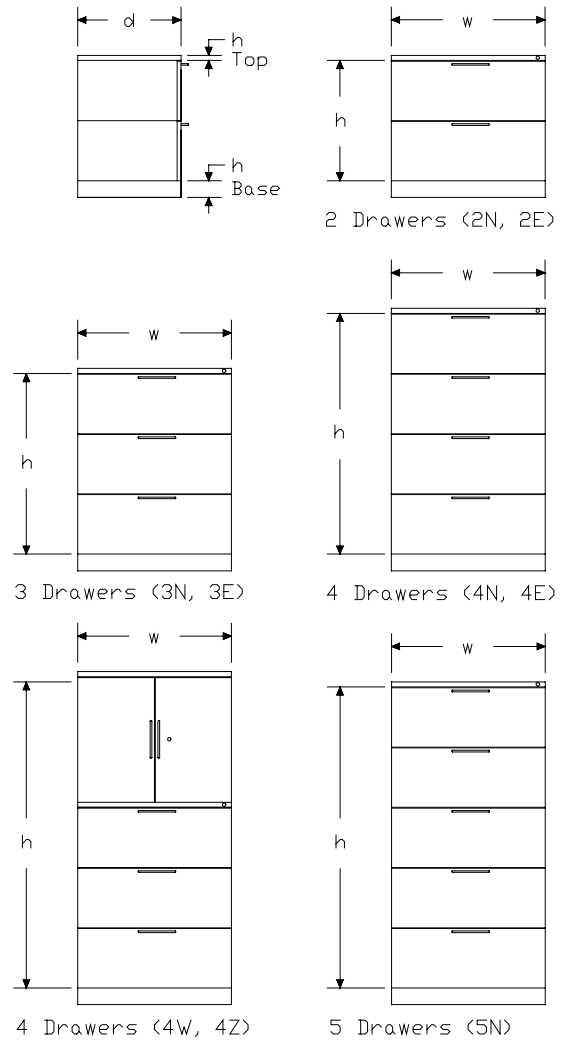
36" —1.22

42" —1.40

For information on multiple quantities or directional fabrics, contact COM Department. See Order Information in Appendices.

For keyed-alike locks, order lock plugs separately. See Keyed-Alike Information in Appendices.

## Dimensions



h	N	E	W	Z
2	23 1/2	26 1/4	—	—
3	35 1/4	39 3/8	—	—
4	47	52 1/2	62 1/2	66 5/8
5	58 3/4	—	—	—

All dimensions are in inches.

# Ellipse-Pull Freestanding Lateral

File *continued*

Specification Information							
Step 1.							
2J- <input type="text" value="A"/>							
Step 2. Width							
30	30" wide	<input type="text" value="A"/>					
36	36" wide	<input type="text" value="A"/>					
42	42" wide	<input type="text" value="A"/>					
Step 3. Depth							
18-	18" deep	<input type="text" value="A"/>					
20-	20" deep	<input type="text" value="A"/>					
Step 4. Configuration							
2N	2 11 <sup>3</sup> / <sub>4</sub> "-high drawers	<input type="text" value="A"/>					
3N	3 11 <sup>3</sup> / <sub>4</sub> "-high drawers	<input type="text" value="A"/>					
4N	4 11 <sup>3</sup> / <sub>4</sub> "-high drawers	<input type="text" value="A"/>					
4W	1 26 <sup>1</sup> / <sub>4</sub> "-high overhead storage, 3 11 <sup>3</sup> / <sub>4</sub> "-high drawers	<input type="text" value="A"/>					
5N	5 11 <sup>3</sup> / <sub>4</sub> "-high drawers	<input type="text" value="A"/>					
2E	2 13 <sup>1</sup> / <sub>8</sub> "-high drawers	<input type="text" value="A"/>					
3E	3 13 <sup>1</sup> / <sub>8</sub> "-high drawers	<input type="text" value="A"/>					
4E	4 13 <sup>1</sup> / <sub>8</sub> "-high drawers	<input type="text" value="A"/>					
4Z	1 26 <sup>1</sup> / <sub>4</sub> "-high overhead storage, 3 13 <sup>1</sup> / <sub>8</sub> "-high drawers	<input type="text" value="A"/>					
Prices for Steps 1-4.							
		2N	3N	4N	4W	5N	2E
2J-30	18-	\$941	1315	1686	2079	2055	941
	20-	\$941	1315	1686	2079	2055	941
2J-36	18-	\$1048	1453	1857	2321	2262	1048
	20-	\$1048	1453	1857	2321	2262	1048
2J-42	18-	\$1187	1642	2099	2627	2558	1187
	20-	\$1187	1642	2099	2627	2558	1187
					3E	4E	4Z
2J-30	18-				\$1315	1686	2079
	20-				\$1315	1686	2079
2J-36	18-				\$1453	1857	2321
	20-				\$1453	1857	2321
2J-42	18-				\$1642	2099	2627
	20-				\$1642	2099	2627

Step 5. Paint/Steel Type		
SS	smooth paint on smooth steel A	+\$0
XS	textured paint on smooth steel A	+\$0
Step 6. Case Finish		
Nonmetallic Paint		
<i>For smooth paint on smooth steel (SS)</i>		
8Q	folkstone grey A	+\$0
91	white A	+\$0
98	studio white A	+\$0
BU	black umber A	+\$0
G2	graphite satin A	+\$0
HF	inner tone light A	+\$0
HT	inner tone A	+\$0
LT	light tone A	+\$0
LU	soft white A	+\$0
MT	medium tone A	+\$0
SG	slate grey A	+\$0
WA	wheat A	+\$0
WL	sandstone A	+\$0
Metallic Paint		
<i>For smooth paint on smooth steel (SS)</i>		
CN	metallic champagne A	+\$0
EH	metallic bronze A	+\$0
MS	metallic silver A	+\$0
Sand Texture Paint		
<i>For textured paint on smooth steel (XS)</i>		
91	white A	+\$0
BK	black A	+\$0
CL	cool grey neutral A	+\$0
G1	graphite A	+\$0
WN	warm grey neutral A	+\$0
98	studio white A	+\$0

# Ellipse-Pull Freestanding Lateral

## File *continued*

### Step 7. Front Finish

#### Nonmetallic Paint

*For smooth paint on smooth steel (SS)*

<b>8Q</b>	folkstone grey <input type="checkbox"/>	+\$0
<b>91</b>	white <input type="checkbox"/>	+\$0
<b>98</b>	studio white <input type="checkbox"/>	+\$0
<b>BU</b>	black umber <input type="checkbox"/>	+\$0
<b>G2</b>	graphite satin <input type="checkbox"/>	+\$0
<b>HF</b>	inner tone light <input type="checkbox"/>	+\$0
<b>HT</b>	inner tone <input type="checkbox"/>	+\$0
<b>LT</b>	light tone <input type="checkbox"/>	+\$0
<b>LU</b>	soft white <input type="checkbox"/>	+\$0
<b>MT</b>	medium tone <input type="checkbox"/>	+\$0
<b>SG</b>	slate grey <input type="checkbox"/>	+\$0
<b>WA</b>	wheat <input type="checkbox"/>	+\$0
<b>WL</b>	sandstone <input type="checkbox"/>	+\$0

#### Metallic Paint

*For smooth paint on smooth steel (SS)*

<b>CN</b>	metallic champagne <input type="checkbox"/>	+\$0
<b>EH</b>	metallic bronze <input type="checkbox"/>	+\$0
<b>MS</b>	metallic silver <input type="checkbox"/>	+\$0

#### Sand Texture Paint

*For textured paint on smooth steel (XS)*

<b>91</b>	white <input type="checkbox"/>	+\$0
<b>98</b>	studio white <input type="checkbox"/>	+\$0
<b>BK</b>	black <input type="checkbox"/>	+\$0
<b>CL</b>	cool grey neutral <input type="checkbox"/>	+\$0
<b>G1</b>	graphite <input type="checkbox"/>	+\$0
<b>WN</b>	warm grey neutral <input type="checkbox"/>	+\$0

### Step 8. Top

<b>NT</b>	no top <input type="checkbox"/>	+\$0
<b>T1</b>	1"-high painted metal top with squared edge <input type="checkbox"/>	+\$0
<b>T2</b>	1 $\frac{1}{4}$ "-high painted metal top with squared edge <input type="checkbox"/>	+\$0
<b>T3</b>	1 $\frac{1}{4}$ "-high painted metal top with radius edge <input type="checkbox"/>	+\$65
<b>TL</b>	1 $\frac{1}{4}$ "-high laminate top with thermoplastic edge <input type="checkbox"/>	+\$74
<b>TR</b>	1 $\frac{1}{4}$ "-high recut veneer top <input type="checkbox"/>	+\$150
<b>TF</b>	1 $\frac{1}{4}$ "-high wood veneer top <input type="checkbox"/>	+\$156
<b>T7</b>	6 $\frac{1}{2}$ "-high planter top <input type="checkbox"/>	+\$200
<b>D1</b>	6 $\frac{1}{2}$ "-high full dome, side-to-side <input type="checkbox"/>	+\$273
<b>H1</b>	6 $\frac{1}{2}$ "-high half dome, sloping left <input type="checkbox"/>	+\$273
<b>H2</b>	6 $\frac{1}{2}$ "-high half dome, sloping right <input type="checkbox"/>	+\$273
<b>TV1</b>	1 $\frac{1}{8}$ "-high wood veneer top and wood composite edge with oversail front <input type="checkbox"/>	+\$321
<b>TC1</b>	1" cushion top <input type="checkbox"/>	+\$394
<b>TC2</b>	2" cushion top <input type="checkbox"/>	+\$394

### Step 9. Lock

<b>KA</b>	keyed alike <input type="checkbox"/>	-\$10
<b>KC</b>	keyed differently, chrome <input type="checkbox"/>	+\$0
<b>KD</b>	keyed differently, black <input type="checkbox"/>	+\$0

*For 2 1 $\frac{3}{4}$ "-high drawers (2N), 3 1 $\frac{3}{4}$ "-high drawers (3N), 4 1 $\frac{3}{4}$ "-high drawers (4N), 5 1 $\frac{3}{4}$ "-high drawers (5N), 2 1 $\frac{3}{8}$ "-high drawers (2E), 3 1 $\frac{3}{8}$ "-high drawers (3E), or 4 1 $\frac{3}{8}$ "-high drawers (4E) with no top (NT), or 1 $\frac{1}{4}$ "-high laminate top with thermoplastic edge (TL), or 6 $\frac{1}{2}$ "-high planter top (T7), or 6 $\frac{1}{2}$ "-high full dome, side-to-side (D1), or 6 $\frac{1}{2}$ "-high half dome, sloping left (H1), or 6 $\frac{1}{2}$ "-high half dome, sloping right (H2), or 1 $\frac{1}{8}$ "-high wood veneer top and wood composite edge with oversail front (TV1)*

<b>NL</b>	no lock <input type="checkbox"/>	-\$30
-----------	----------------------------------	-------

### Step 10.










#### Veneer Top Finish: Wood Veneer

*For 1 $\frac{1}{4}$ "-high wood veneer top (TF)*

<b>2U</b>	light brown walnut <input type="checkbox"/>	+\$28
<b>40</b>	dark brown walnut <input type="checkbox"/>	+\$28
<b>ED</b>	aged cherry <input type="checkbox"/>	+\$28
<b>EK</b>	medium red walnut <input type="checkbox"/>	+\$28
<b>EW</b>	medium matte walnut <input type="checkbox"/>	+\$28
<b>ET</b>	clear on ash <input type="checkbox"/>	+\$28
<b>EU</b>	oak on ash <input type="checkbox"/>	+\$28
<b>EV</b>	walnut on ash <input type="checkbox"/>	+\$28
<b>UL</b>	natural maple <input type="checkbox"/>	+\$28
<b>UX</b>	walnut on cherry <input type="checkbox"/>	+\$28

# Ellipse-Pull Freestanding Lateral






File *continued*



Top Finish: Solid-Color Laminate		
<i>For 1<math>\frac{1}{4}</math>"-high laminate top with thermoplastic edge (TL)</i>		
<b>8Q</b>	folkstone grey 	+\$0
<b>91</b>	white 	+\$0
<b>98</b>	studio white	+\$0
<b>CL</b>	cool grey neutral 	+\$0
<b>HF</b>	inner tone light 	+\$0
<b>HT</b>	inner tone 	+\$0
<b>LT</b>	light tone 	+\$0
<b>LU</b>	soft white 	+\$0
<b>WL</b>	sandstone 	+\$0
<b>WN</b>	warm grey neutral 	+\$0

Top Finish: Linen Laminate		
<i>For 1<math>\frac{1}{4}</math>"-high laminate top with thermoplastic edge (TL)</i>		
<b>LBM</b>	crisp linen	+\$0
<b>LBN</b>	classic linen	+\$0
<b>LBP</b>	casual linen	+\$0










Top Finish: Mesh Laminate		
<i>For 1<math>\frac{1}{4}</math>"-high laminate top with thermoplastic edge (TL)</i>		
<b>LBK</b>	pewter mesh	+\$0















Top Finish: Twill Laminate		
<i>For 1<math>\frac{1}{4}</math>"-high laminate top with thermoplastic edge (TL)</i>		
<b>LBF</b>	neutral twill	+\$0
<b>LBG</b>	sarum twill	+\$0
<b>LBH</b>	earthen twill	+\$0
<b>LBJ</b>	graphite twill	+\$0
<b>LBQ</b>	white twill	+\$0

Top Finish: Wood-Grain Laminate		
<i>For 1<math>\frac{1}{4}</math>"-high laminate top with thermoplastic edge (TL)</i>		
<b>HM</b>	natural maple 	+\$0
<b>HP</b>	light anigre 	+\$0
<b>LA</b>	light ash 	+\$0
<b>LBA</b>	clear on ash	+\$0
<b>LBB</b>	oak on ash	+\$0
<b>LBC</b>	walnut on ash	+\$0
<b>LBD</b>	dark brown walnut	+\$0
<b>LBR</b>	phantom ecru	+\$0
<b>LBS</b>	phantom cocoa	+\$0
<b>LBU</b>	medium matte walnut	+\$0
<b>LBV</b>	warm grey teak	+\$0
<b>HX</b>	aged cherry 	+\$0
<b>HY</b>	walnut on cherry 	+\$0

Top Finish: Zephyr Laminate		
<i>For 1<math>\frac{1}{4}</math>"-high laminate top with thermoplastic edge (TL)</i>		
<b>28</b>	canyon 	+\$0
<b>29</b>	misted 	+\$0

Veneer Top Finish: Recut Veneer		
<i>For 1<math>\frac{1}{4}</math>"-high recut veneer top (TR)</i>		
<b>RA</b>	light ash 	+\$0
<b>RK</b>	mahogany dark 	+\$0
<b>RM</b>	mahogany 	+\$0

Veneer Top Finish: Wood Veneer		
<i>For 1<math>\frac{1}{8}</math>"-high wood veneer top and wood composite edge with oversail front (TV<sub>1</sub>)</i>		
<b>40</b>	dark brown walnut 	+\$28
<b>ED</b>	aged cherry 	+\$28
<b>EK</b>	medium red walnut 	+\$28
<b>EW</b>	medium matte walnut 	+\$28
<b>ET</b>	clear on ash 	+\$28
<b>EU</b>	oak on ash 	+\$28
<b>EV</b>	walnut on ash 	+\$28
<b>UL</b>	natural maple 	+\$28
<b>UX</b>	walnut on cherry 	+\$28

Step 11. Edge Finish		
<i>For 1<math>\frac{1}{4}</math>"-high laminate top with thermoplastic edge (TL)</i>		
<b>28</b>	canyon 	+\$0
<b>29</b>	misted 	+\$0
<b>8Q</b>	folkstone grey 	+\$0
<b>91</b>	white 	+\$0
<b>BU</b>	black umber 	+\$0
<b>CL</b>	cool grey neutral 	+\$0
<b>G2</b>	graphite satin 	+\$0
<b>HF</b>	inner tone light 	+\$0
<b>HM</b>	natural maple 	+\$0
<b>HP</b>	light anigre 	+\$0
<b>HT</b>	inner tone 	+\$0
<b>HX</b>	aged cherry 	+\$0
<b>HY</b>	walnut on cherry 	+\$0
<b>LA</b>	light ash 	+\$0
<b>LBA</b>	clear on ash	+\$0
<b>LBB</b>	oak on ash	+\$0
<b>LBC</b>	walnut on ash	+\$0
<b>LBD</b>	dark brown walnut	+\$0
<b>LBR</b>	phantom ecru	+\$0
<b>LBS</b>	phantom cocoa	+\$0
<b>LBU</b>	medium matte walnut	+\$0

# Ellipse-Pull Freestanding Lateral File *continued*

<b>LBV</b>	warm grey teak	+\$0
<b>LBK</b>	pewter mesh	+\$0
<b>LBL</b>	steel mesh	+\$0
<b>LBM</b>	crisp linen	+\$0
<b>LBN</b>	classic linen	+\$0
<b>LBP</b>	casual linen	+\$0
<b>LBF</b>	neutral twill	+\$0
<b>LBG</b>	sarum twill	+\$0
<b>LBH</b>	earthen twill	+\$0
<b>LBJ</b>	graphite twill	+\$0
<b>LBQ</b>	white twill	+\$0
<b>LU</b>	soft white <input type="checkbox"/>	+\$0
<b>MT</b>	medium tone <input type="checkbox"/>	+\$0
<b>SG</b>	slate grey <input type="checkbox"/>	+\$0
<b>WA</b>	wheat <input type="checkbox"/>	+\$0
<b>WL</b>	sandstone <input type="checkbox"/>	+\$0
<b>WN</b>	warm grey neutral <input type="checkbox"/>	+\$0

## Step 12. Cushion Top Fabric

For 1" cushion top (TC1) or 2" cushion top (TC2)

See textiles list for fabric numbers. First 2 digits of number indicate fabric line; remaining digit(s) indicate fabric color.

Price Category 1 <input type="checkbox"/>	+\$0
Price Category 2 <input type="checkbox"/>	+\$68
Price Category 3 <input type="checkbox"/>	+\$82
Price Category 4 <input type="checkbox"/>	+\$101
Price Category 7 <input type="checkbox"/>	+\$137
Price Category 9 <input type="checkbox"/>	+\$950
Price Category B <input type="checkbox"/>	+\$47
Price Category C <input type="checkbox"/>	+\$65
Price Category H <input type="checkbox"/>	+\$204
Price Category I <input type="checkbox"/>	+\$211

## Step 13. Base Height

<b>B1</b>	1"-high base <input type="checkbox"/>	+\$0
<b>B2</b>	1½"-high base <input type="checkbox"/>	+\$0
<b>B3</b>	2¼"-high base <input type="checkbox"/>	+\$0
<b>B4</b>	3¼"-high base <input type="checkbox"/>	+\$0
<b>BA</b>	1"-high recessed base <input type="checkbox"/>	+\$34
<b>BB</b>	1½"-high recessed base <input type="checkbox"/>	+\$34
<b>BC</b>	2¼"-high recessed base <input type="checkbox"/>	+\$34
<b>BD</b>	3¼"-high recessed base <input type="checkbox"/>	+\$34
<b>B5</b>	4¼"-high base <input type="checkbox"/>	+\$34

## Step 14. Counterweight

<b>NO</b>	no counterweight (must gang or anchor) <input type="checkbox"/>	+\$0
<b>CB</b>	counterweight (recommended) <input type="checkbox"/>	+\$122

## Step 15. Drawer Interior

<b>9P</b>	front-to-back filing rail <input type="checkbox"/>	+\$0
<b>9R</b>	side-to-side filing rail <input type="checkbox"/>	+\$0
<b>9M</b>	3 dividers <input type="checkbox"/>	+\$0

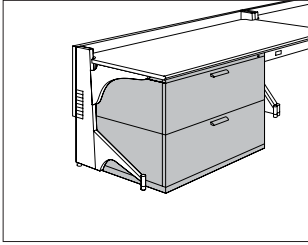
## Step 16. Overhead Interior

For 1 26¼"-high overhead storage, 3 11¾"-high drawers (4W) or 1 26¼"-high overhead storage, 3 13⅛"-high drawers (4Z)

<b>NS0</b>	no interior option <input type="checkbox"/>	-\$33
<b>NS1</b>	1 shelf total <input type="checkbox"/>	+\$0
<b>NS2</b>	2 shelves total <input type="checkbox"/>	+\$33

## Sloped-Pull Freestanding Lateral File

29P-3  
29P-4  
29V-3  
29V-4



## Product Information

## Description

This lateral file holds letter-, legal-, and A4-size hanging files. It has sloped pulls and smooth steel. The file has no top or a metal, cushion, laminate, planter, or veneer top. A positive interlock system permits only 1 drawer to open at a time. 1 lock controls all drawers. The drawers can be specified with 3 dividers or with front-to-back or side-to-side filing rails for hanging files. 5 base heights are available; all bases include adjustable glides.

Actual lateral file widths are 29<sup>7</sup>/<sub>8</sub>", 35<sup>7</sup>/<sub>8</sub>", or 41<sup>7</sup>/<sub>8</sub>"; actual depths are 17<sup>7</sup>/<sub>8</sub>" or 19<sup>7</sup>/<sub>8</sub>".

## Notes

For 2- or 3-high files that are not ganged or anchored, counterweights (option CB) are required. For 4- or 5-high files that are not ganged or anchored, counterweights are recommended.

Dimensional illustrations do not include all possible configurations.

To convert filing direction, order 1 of the following products separately:

- Front-to-back rail (9P002)
- Side-to-side rail (9R130)

For work surface on top of 1 or more lateral files, order file top (TPL or TPV) separately.

No lock option (NL) can only be specified on files with no top (NT), dome tops (D1, H1, or H2), planter top (T7), laminate tops (TL), or veneer top (TV1).

For cushion tops TC1 and TC2, a 1" metal top is included.

Grain direction is vertical for veneer-front lateral files.

Cushion top accepts Customer's Own Material (COM). Yardage is estimated for nondirectional, 54"-wide fabrics. When ordering more than 1 cushion, round up total yardage requirement to next whole yard of fabric.

## Width—Yardage

30" — 1.05

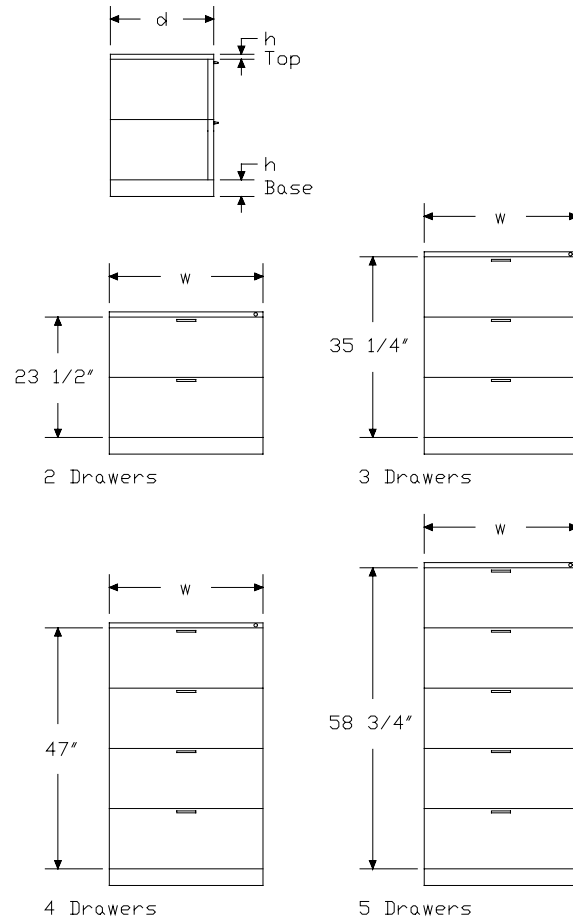
36" — 1.22

42" — 1.40

For information on multiple quantities or directional fabrics, contact COM Department. See Order Information in Appendices.

For keyed-alike locks, order lock plugs separately. See Keyed-Alike Information in Appendices.

## Dimensions



# Sloped-Pull Freestanding Lateral File *continued*

Specification Information					
Step 1.					
29					
Step 2. Front Material					
P-	painted metal front				
V-	veneer front <input type="checkbox"/>				
Step 3. Width					
30	30" wide				
36	36" wide				
42	42" wide				
Step 4. Depth					
18-	18" deep				
20-	20" deep				
Step 5. Configuration					
2N	2 drawers				
3N	3 drawers				
4N	4 drawers				
5N	5 drawers				
Prices for Steps 1-5.					
		2N	3N	4N	5N
29P-30	18-	\$945	1315	1686	2056
	20-	\$945	1315	1686	2056
29P-36	18-	\$1049	1454	1858	2263
	20-	\$1049	1454	1858	2263
29P-42	18-	\$1189	1644	2100	2557
	20-	\$1189	1644	2100	2557
29V-30	18-	\$1331	1897	2457	3026
	20-	\$1331	1897	2457	3026
29V-36	18-	\$1514	2150	2787	3423
	20-	\$1514	2150	2787	3423
29V-42	18-	\$1725	2449	3178	3901
	20-	\$1725	2449	3178	3901
Step 6. Paint/Steel Type					
SS	smooth paint on smooth steel				+\$0
XS	textured paint on smooth steel				+\$0

Step 7. Surface Finish		
Nonmetallic Paint		
<i>For smooth paint on smooth steel (SS)</i>		
<b>8Q</b>	folkstone grey	+\$0
<b>91</b>	white	+\$0
<b>98</b>	studio white <input type="checkbox"/> A	+\$0
<b>BU</b>	black umber	+\$0
<b>G2</b>	graphite satin	+\$0
<b>HF</b>	inner tone light	+\$0
<b>HT</b>	inner tone	+\$0
<b>LT</b>	light tone	+\$0
<b>LU</b>	soft white	+\$0
<b>MT</b>	medium tone	+\$0
<b>SG</b>	slate grey	+\$0
<b>WA</b>	wheat	+\$0
<b>WL</b>	sandstone	+\$0
Metallic Paint		
<i>For smooth paint on smooth steel (SS)</i>		
<b>CN</b>	metallic champagne	+\$0
<b>EH</b>	metallic bronze	+\$0
<b>MS</b>	metallic silver	+\$0
Sand Texture Paint		
<i>For textured paint on smooth steel (XS)</i>		
<b>91</b>	white	+\$0
<b>98</b>	studio white <input type="checkbox"/> A	+\$0
<b>BK</b>	black	+\$0
<b>CL</b>	cool grey neutral	+\$0
<b>G1</b>	graphite	+\$0
<b>WN</b>	warm grey neutral	+\$0

# Sloped-Pull Freestanding Lateral

## File *continued*

### Step 8. Top

#### For painted metal front (P-)

<b>NT</b>	no top	+\$0
<b>T1</b>	1"-high painted metal top with squared edge	+\$0
<b>T2</b>	1¼"-high painted metal top with squared edge	+\$0
<b>T3</b>	1¼"-high painted metal top with radius edge	+\$65
<b>TL</b>	1¼"-high laminate top with thermoplastic edge	+\$74
<b>TR</b>	1¼"-high recut veneer top <input type="checkbox"/>	+\$150
<b>TF</b>	1¼"-high wood veneer top <input type="checkbox"/>	+\$156
<b>T7</b>	6½"-high planter top	+\$200
<b>D1</b>	6½"-high full dome, side-to-side	+\$273
<b>H1</b>	6½"-high half dome, sloping left	+\$273
<b>H2</b>	6½"-high half dome, sloping right	+\$273
<b>TV1</b>	1⅝"-high wood veneer top and wood composite edge with oversail front <input type="checkbox"/>	+\$321
<b>TC1</b>	1" cushion top	+\$394
<b>TC2</b>	2" cushion top	+\$394

#### For veneer front (V-)

<b>NT</b>	no top	+\$0
<b>T1</b>	1"-high painted metal top with squared edge	+\$0
<b>T2</b>	1¼"-high painted metal top with squared edge	+\$0
<b>T3</b>	1¼"-high painted metal top with radius edge	+\$65
<b>TL</b>	1¼"-high laminate top with thermoplastic edge	+\$74
<b>TF</b>	1¼"-high wood veneer top <input type="checkbox"/>	+\$156
<b>T7</b>	6½"-high planter top	+\$200
<b>D1</b>	6½"-high full dome, side-to-side	+\$273
<b>H1</b>	6½"-high half dome, sloping left	+\$273
<b>H2</b>	6½"-high half dome, sloping right	+\$273
<b>TV1</b>	1⅝"-high wood veneer top and wood composite edge with oversail front <input type="checkbox"/>	+\$321
<b>TC1</b>	1" cushion top	+\$394
<b>TC2</b>	2" cushion top	+\$394

### Step 9.

#### Veneer Front Finish: Wood Veneer

For veneer front (V-) with no top (NT), 1"-high painted metal top with squared edge (T1), 1¼"-high painted metal top with squared edge (T2), 1¼"-high painted metal top with radius edge (T3), 1¼"-high laminate top with thermoplastic edge (TL), 6½"-high planter top (T7), 6½"-high full dome, side-to-side (D1), 6½"-high half dome, sloping left (H1), 6½"-high half dome, sloping right (H2), or 1" cushion top (TC1), or 2" cushion top (TC2)

<b>2U</b>	light brown walnut <input type="checkbox"/>	+\$56
<b>40</b>	dark brown walnut <input type="checkbox"/>	+\$56
<b>ED</b>	aged cherry <input type="checkbox"/>	+\$56
<b>EK</b>	medium red walnut <input type="checkbox"/>	+\$56
<b>EW</b>	medium matte walnut <input type="checkbox"/>	+\$56
<b>ET</b>	clear on ash <input type="checkbox"/>	+\$56
<b>EU</b>	oak on ash <input type="checkbox"/>	+\$56
<b>EV</b>	walnut on ash <input type="checkbox"/>	+\$56
<b>UL</b>	natural maple <input type="checkbox"/>	+\$56
<b>UX</b>	walnut on cherry <input type="checkbox"/>	+\$56

#### Veneer Top Finish: Wood Veneer

For painted metal front (P-) with 1¼"-high wood veneer top (TF)

<b>2U</b>	light brown walnut <input type="checkbox"/>	+\$28
<b>40</b>	dark brown walnut <input type="checkbox"/>	+\$28
<b>ED</b>	aged cherry <input type="checkbox"/>	+\$28
<b>EK</b>	medium red walnut <input type="checkbox"/>	+\$28
<b>EW</b>	medium matte walnut <input type="checkbox"/>	+\$28
<b>ET</b>	clear on ash <input type="checkbox"/>	+\$28
<b>EU</b>	oak on ash <input type="checkbox"/>	+\$28
<b>EV</b>	walnut on ash <input type="checkbox"/>	+\$28
<b>UL</b>	natural maple <input type="checkbox"/>	+\$28
<b>UX</b>	walnut on cherry <input type="checkbox"/>	+\$28

#### Veneer Front/Top Finish: Wood Veneer

For veneer front (V-) with 1⅝"-high wood veneer top and wood composite edge with oversail front (TV1)

<b>40</b>	dark brown walnut <input type="checkbox"/>	+\$56
<b>ED</b>	aged cherry <input type="checkbox"/>	+\$56
<b>EK</b>	medium red walnut <input type="checkbox"/>	+\$56
<b>EW</b>	medium matte walnut <input type="checkbox"/>	+\$56
<b>ET</b>	clear on ash <input type="checkbox"/>	+\$56
<b>EU</b>	oak on ash <input type="checkbox"/>	+\$56
<b>EV</b>	walnut on ash <input type="checkbox"/>	+\$56
<b>UL</b>	natural maple <input type="checkbox"/>	+\$56
<b>UX</b>	walnut on cherry <input type="checkbox"/>	+\$56












# Sloped-Pull Freestanding Lateral

## File *continued*











### Veneer Top Finish: Wood Veneer

*For painted metal front (P-) with 1 1/8"-high wood veneer top and wood composite edge with oversail front (TV1)*

<b>40</b>	dark brown walnut 	+\$28
<b>ED</b>	aged cherry 	+\$28
<b>EK</b>	medium red walnut 	+\$28
<b>EW</b>	medium matte walnut 	+\$28
<b>ET</b>	clear on ash 	+\$28
<b>EU</b>	oak on ash 	+\$28
<b>EV</b>	walnut on ash 	+\$28
<b>UL</b>	natural maple 	+\$28
<b>UX</b>	walnut on cherry 	+\$28

### Veneer Front/Top Finish: Wood Veneer

*For veneer front (V-) with 1 1/4"-high wood veneer top (TF)*

<b>2U</b>	light brown walnut 	+\$56
<b>40</b>	dark brown walnut 	+\$56
<b>ED</b>	aged cherry 	+\$56
<b>EK</b>	medium red walnut 	+\$56
<b>EW</b>	medium matte walnut 	+\$56
<b>ET</b>	clear on ash 	+\$56
<b>EU</b>	oak on ash 	+\$56
<b>EV</b>	walnut on ash 	+\$56
<b>UL</b>	natural maple 	+\$56
<b>UX</b>	walnut on cherry 	+\$56

### Step 10. Top Finish

*For 1 1/4"-high laminate top with thermoplastic edge (TL)*

### Solid-Color Laminate

<b>8Q</b>	folkstone grey	+\$0
<b>91</b>	white	+\$0
<b>98</b>	studio white	+\$0
<b>CL</b>	cool grey neutral	+\$0
<b>HF</b>	inner tone light	+\$0
<b>HT</b>	inner tone	+\$0
<b>LT</b>	light tone	+\$0
<b>LU</b>	soft white	+\$0
<b>WL</b>	sandstone	+\$0
<b>WN</b>	warm grey neutral	+\$0

### Linen Laminate

<b>LBM</b>	crisp linen	+\$0
<b>LBN</b>	classic linen	+\$0
<b>LBP</b>	casual linen	+\$0

### Mesh Laminate

<b>LBK</b>	pewter mesh	+\$0
------------	-------------	------

### Twill Laminate

<b>LBF</b>	neutral twill	+\$0
<b>LBG</b>	sarum twill	+\$0
<b>LBH</b>	earthen twill	+\$0
<b>LBJ</b>	graphite twill	+\$0
<b>LBQ</b>	white twill	+\$0

### Wood-Grain Laminate

<b>HM</b>	natural maple	+\$0
<b>HP</b>	light anigre	+\$0
<b>LA</b>	light ash	+\$0
<b>LBA</b>	clear on ash	+\$0
<b>LBB</b>	oak on ash	+\$0
<b>LBC</b>	walnut on ash	+\$0
<b>LBD</b>	dark brown walnut	+\$0
<b>LBR</b>	phantom ecru	+\$0
<b>LBS</b>	phantom cocoa	+\$0
<b>LBU</b>	medium matte walnut	+\$0
<b>LBV</b>	warm grey teak	+\$0
<b>HX</b>	aged cherry	+\$0
<b>HY</b>	walnut on cherry	+\$0

### Zephyr Laminate

<b>28</b>	canyon	+\$0
<b>29</b>	misted	+\$0

### Step 11. Edge Finish

*For 1 1/4"-high laminate top with thermoplastic edge (TL)*

<b>28</b>	canyon	+\$0
<b>29</b>	misted	+\$0
<b>8Q</b>	folkstone grey	+\$0
<b>91</b>	white	+\$0
<b>BU</b>	black umber	+\$0
<b>CL</b>	cool grey neutral	+\$0
<b>G2</b>	graphite satin	+\$0
<b>HF</b>	inner tone light	+\$0
<b>HM</b>	natural maple	+\$0
<b>HP</b>	light anigre	+\$0
<b>HT</b>	inner tone	+\$0
<b>HX</b>	aged cherry	+\$0
<b>HY</b>	walnut on cherry	+\$0
<b>LA</b>	light ash	+\$0
<b>LBA</b>	clear on ash	+\$0
<b>LBB</b>	oak on ash	+\$0

# Sloped-Pull Freestanding Lateral

## File *continued*

<b>LBC</b>	walnut on ash	+\$0
<b>LBD</b>	dark brown walnut	+\$0
<b>LBR</b>	phantom ecru	+\$0
<b>LBS</b>	phantom cocoa	+\$0
<b>LBU</b>	medium matte walnut	+\$0
<b>LBV</b>	warm grey teak	+\$0
<b>LBK</b>	pewter mesh	+\$0
<b>LBL</b>	steel mesh	+\$0
<b>LBM</b>	crisp linen	+\$0
<b>LBN</b>	classic linen	+\$0
<b>LBP</b>	casual linen	+\$0
<b>LBF</b>	neutral twill	+\$0
<b>LBG</b>	sarum twill	+\$0
<b>LBH</b>	earthen twill	+\$0
<b>LBJ</b>	graphite twill	+\$0
<b>LBQ</b>	white twill	+\$0
<b>LU</b>	soft white	+\$0
<b>MT</b>	medium tone	+\$0
<b>SG</b>	slate grey	+\$0
<b>WA</b>	wheat	+\$0
<b>WL</b>	sandstone	+\$0
<b>WN</b>	warm grey neutral	+\$0

### Step 12. Cushion Top Fabric

*For 1" cushion top (TC1) or 2" cushion top (TC2)*

*See textiles list for fabric numbers. First 2 digits of number indicate fabric line; remaining digit(s) indicate fabric color.*

Price Category 1	+\$0
Price Category 2	+\$68
Price Category 3	+\$82
Price Category 4	+\$101
Price Category 9	+\$950
Price Category B	+\$47
Price Category C	+\$65
Price Category E	+\$99
Price Category G	+\$166
Price Category H	+\$204
Price Category I	+\$264

### Step 13. Lock

*For no top (NT), 1 1/4"-high laminate top with thermoplastic edge (TL), 6 1/2"-high planter top (T7), 6 1/2"-high full dome, side-to-side (D1), 6 1/2"-high half dome, sloping left (H1), 6 1/2"-high half dome, sloping right (H2), or 1 1/8"-high wood veneer top and wood composite edge with oversail front (TV1)*

<b>NL</b>	no lock	-\$30
-----------	---------	-------

*For 1"-high painted metal top with squared edge (T1), 1 1/4"-high painted metal top with squared edge (T2), 1 1/4"-high painted metal top with radius edge (T3), 1 1/4"-high recut veneer top (TR), 1 1/4"-high wood veneer top (TF), 1" cushion top (TC1), or 2" cushion top (TC2)*

<b>KA</b>	keyed alike	-\$10
<b>KC</b>	keyed differently, chrome	+\$0
<b>KD</b>	keyed differently, black	+\$0

### Step 14. Pull Finish

<b>G2</b>	graphite satin	+\$0
<b>U1</b>	brushed aluminum	+\$0

### Step 15. Base Height

<b>B1</b>	1"-high base	+\$0
<b>B2</b>	1 1/2"-high base	+\$0
<b>B3</b>	2 1/4"-high base	+\$0
<b>B4</b>	3 1/4"-high base	+\$0
<b>BA</b>	1"-high recessed base	+\$34
<b>BB</b>	1 1/2"-high recessed base	+\$34
<b>BC</b>	2 1/4"-high recessed base	+\$34
<b>BD</b>	3 1/4"-high recessed base	+\$34
<b>B5</b>	4 1/4"-high base	+\$34

### Step 16. Counterweight

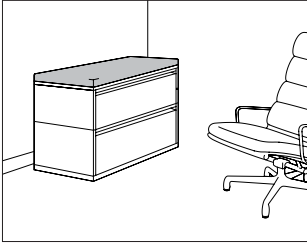
<b>NO</b>	no counterweight (must gang or anchor)	+\$0
<b>CB</b>	counterweight (recommended)	+\$122

### Step 17. Drawer Interior

<b>9P</b>	front-to-back filing rail	+\$0
<b>9R</b>	side-to-side filing rail	+\$0
<b>9M</b>	3 dividers	+\$0

## Retrofit Cushion Top

TC1-3  
TC1-4  
TC2-3  
TC2-4



### Product Information

#### Description

This cushion top is retrofit to a lateral file or storage case with a flat metal top. It is available in 2 heights, 3 widths, and 2 depths. Hook-and-loop fastener strips are included to attach cushion to flat metal top.

#### Notes

Cushion top accepts Customer's Own Material (COM). Yardage is estimated for nondirectional, 54"-wide fabrics. When ordering more than 1 cushion, round up total yardage requirement to next whole yard of fabric.

#### Width—Yardage

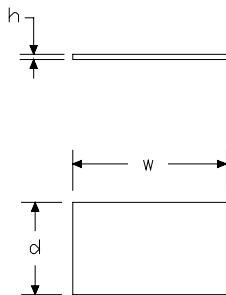
30"—1.05

36"—1.22

42"—1.40

For information on multiple quantities or directional fabrics, contact COM Department. See Order Information in Appendices.

### Dimensions



### Specification Information

#### Step 1.

TC

#### Step 2. Height

1- 1" high

2- 2" high

#### Step 3. Width

30 30" wide

36 36" wide

42 42" wide

#### Step 4. Depth

18 18" deep

20 20" deep

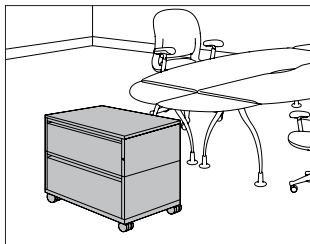
#### Prices for Steps 1-4.

<b>TC1-30</b>	<b>18</b>	\$403
	<b>20</b>	\$403
<b>TC1-36</b>	<b>18</b>	\$403
	<b>20</b>	\$403
<b>TC1-42</b>	<b>18</b>	\$403
	<b>20</b>	\$403
<b>TC2-30</b>	<b>18</b>	\$403
	<b>20</b>	\$403
<b>TC2-36</b>	<b>18</b>	\$403
	<b>20</b>	\$403
<b>TC2-42</b>	<b>18</b>	\$403
	<b>20</b>	\$403

Step 5. Cushion Top Fabric	
<i>See textiles list for fabric numbers. First 2 digits of number indicate fabric line; remaining digit(s) indicate fabric color.</i>	
Price Category 1	+\$0
Price Category 2	+\$68
Price Category 3	+\$82
Price Category 4	+\$101
Price Category 5	+\$120
Price Category 7	+\$137
Price Category 9	+\$950
Price Category B	+\$47
Price Category C	+\$43
Price Category G	+\$166
Price Category H	+\$204
Price Category I	+\$100

# Standard-Pull Mobile Lateral File

## M26-3 M26-4



### Product Information

#### Description

This lateral file holds letter-, legal-, and A4-size hanging files. It has standard pulls and smooth steel. The file has a metal, cushion, laminate, planter, or veneer top. A positive interlock system permits only 1 drawer to open at a time. 1 lock controls all drawers. The drawers can be specified with 3 dividers or with front-to-back or side-to-side filing rails for hanging files. The 4<sup>3</sup>/<sub>4</sub>"-high mobile base has a 1<sup>1</sup>/<sub>2</sub>"-high base frame with 3<sup>1</sup>/<sub>4</sub>"-high outset casters. The 2 swivel and 2 fixed casters must be field installed.

Actual lateral file widths are 29<sup>7</sup>/<sub>8</sub>", 35<sup>7</sup>/<sub>8</sub>", or 41<sup>7</sup>/<sub>8</sub>"; actual depths are 17<sup>7</sup>/<sub>8</sub>" or 19<sup>7</sup>/<sub>8</sub>".

#### Notes

Dimensional illustrations do not include all possible configurations.

To convert filing direction, order 1 of the following products separately:

- Front-to-back rail (9P002)
- Side-to-side rail (9R130)

For cushion tops TC1 and TC2, a 1" metal top is included.

Cushion top accepts Customer's Own Material (COM). Yardage is estimated for nondirectional, 54"-wide fabrics. When ordering more than 1 cushion, round up total yardage requirement to next whole yard of fabric.

#### Width—Yardage

30"—1.05

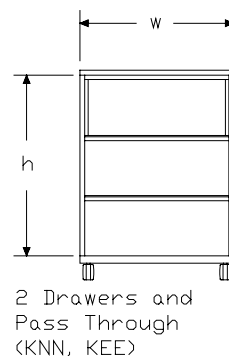
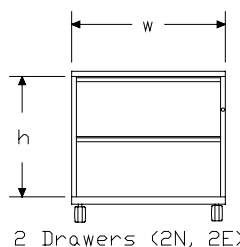
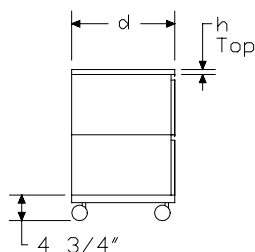
36"—1.22

42"—1.40

For information on multiple quantities or directional fabrics, contact COM Department. See Order Information in Appendices.

For keyed-alike locks, order lock plugs separately. See Keyed-Alike Information in Appendices.

### Dimensions



h	N	E	NN	EE
2	23 1/2	26 1/4	—	—
K	—	—	36 5/8	39 3/8

All dimensions are in inches.

# Standard-Pull Mobile Lateral File

continued

Specification Information					
Step 1.					
M26-					
Step 2. Width					
30	30" wide				
36	36" wide				
42	42" wide				
Step 3. Depth					
18-	18" deep				
20-	20" deep				
Step 4. Configuration					
2N	2 11 <sup>3</sup> / <sub>4</sub> "-high drawers				
2E	2 13 <sup>1</sup> / <sub>8</sub> "-high drawers				
KNN	pass-through unit, 2 11 <sup>3</sup> / <sub>4</sub> "-high drawers				
KEE	pass-through unit, 2 13 <sup>1</sup> / <sub>8</sub> "-high drawers				
Prices for Steps 1-4.					
		2N	2E	KNN	KEE
M26-30	18-	\$1232	1232	1585	1585
	20-	\$1232	1232	1585	1585
M26-36	18-	\$1341	1341	1718	1718
	20-	\$1341	1341	1718	1718
M26-42	18-	\$1475	1475	1901	1901
	20-	\$1475	1475	1901	1901
Step 5. Paint/Steel Type					
SS	smooth paint on smooth steel				+\$0
XS	textured paint on smooth steel				+\$0

Step 6. Surface Finish		
Nonmetallic Paint		
<i>For smooth paint on smooth steel (SS)</i>		
<b>8Q</b>	folkstone grey	+\$0
<b>91</b>	white	+\$0
<b>98</b>	studio white <span>A</span>	+\$0
<b>BU</b>	black umber	+\$0
<b>G2</b>	graphite satin	+\$0
<b>HF</b>	inner tone light	+\$0
<b>HT</b>	inner tone	+\$0
<b>LT</b>	light tone	+\$0
<b>LU</b>	soft white	+\$0
<b>MT</b>	medium tone	+\$0
<b>SG</b>	slate grey	+\$0
<b>WA</b>	wheat	+\$0
<b>WL</b>	sandstone	+\$0
Metallic Paint		
<i>For smooth paint on smooth steel (SS)</i>		
<b>CN</b>	metallic champagne	+\$0
<b>EH</b>	metallic bronze	+\$0
<b>MS</b>	metallic silver	+\$0
Sand Texture Paint		
<i>For textured paint on smooth steel (XS)</i>		
<b>91</b>	white	+\$0
<b>98</b>	studio white <span>A</span>	+\$0
<b>BK</b>	black	+\$0
<b>CL</b>	cool grey neutral	+\$0
<b>G1</b>	graphite	+\$0
<b>WN</b>	warm grey neutral	+\$0

# Standard-Pull Mobile Lateral File

continued

## Step 7. Top

<b>T1</b>	1"-high painted metal top with squared edge	+\$0
<b>T2</b>	1 1/4"-high painted metal top with squared edge	+\$0
<b>T3</b>	1 1/4"-high painted metal top with radius edge	+\$65
<b>TL</b>	1 1/4"-high laminate top with thermoplastic edge	+\$74
<b>TR</b>	1 1/4"-high recut veneer top <b>A</b>	+\$150
<b>TF</b>	1 1/4"-high wood veneer top <b>A</b>	+\$156
<b>T7</b>	6 1/2"-high planter top	+\$200
<b>D1</b>	6 1/2"-high full dome, side-to-side	+\$273
<b>H1</b>	6 1/2"-high half dome, sloping left	+\$273
<b>H2</b>	6 1/2"-high half dome, sloping right	+\$273
<b>TV1</b>	1 1/8"-high wood veneer top and wood composite edge with oversail front <b>A</b>	+\$321
<b>TC1</b>	1" cushion top	+\$394
<b>TC2</b>	2" cushion top	+\$394

## Step 8.

### Veneer Top Finish

#### For 1 1/4"-high wood veneer top (TF)

<b>2U</b>	light brown walnut <b>A</b>	+\$28
<b>40</b>	dark brown walnut <b>A</b>	+\$28
<b>ED</b>	aged cherry <b>A</b>	+\$28
<b>EK</b>	medium red walnut <b>A</b>	+\$28
<b>EW</b>	medium matte walnut <b>A</b>	+\$28
<b>ET</b>	clear on ash <b>A</b>	+\$28
<b>EU</b>	oak on ash <b>A</b>	+\$28
<b>EV</b>	walnut on ash <b>A</b>	+\$28
<b>UL</b>	natural maple <b>A</b>	+\$28
<b>UX</b>	walnut on cherry <b>A</b>	+\$28

### Veneer Top Finish

#### For 1 1/4"-high recut veneer top (TR)

<b>RA</b>	light ash <b>A</b>	+\$0
<b>RK</b>	mahogany dark <b>A</b>	+\$0
<b>RM</b>	mahogany <b>A</b>	+\$0

### Top Finish: Solid-Color Laminate

#### For 1 1/4"-high laminate top with thermoplastic edge (TL)

<b>8Q</b>	folkstone grey	+\$0
<b>91</b>	white	+\$0
<b>98</b>	studio white	+\$0
<b>CL</b>	cool grey neutral	+\$0
<b>HF</b>	inner tone light	+\$0
<b>HT</b>	inner tone	+\$0
<b>LT</b>	light tone	+\$0
<b>LU</b>	soft white	+\$0
<b>WL</b>	sandstone	+\$0
<b>WN</b>	warm grey neutral	+\$0

### Top Finish: Linen Laminate

#### For 1 1/4"-high laminate top with thermoplastic edge (TL)

<b>LBM</b>	crisp linen	+\$0
<b>LBN</b>	classic linen	+\$0
<b>LBP</b>	casual linen	+\$0

### Top Finish: Mesh Laminate

#### For 1 1/4"-high laminate top with thermoplastic edge (TL)

<b>LBK</b>	pewter mesh	+\$0
------------	-------------	------

### Top Finish: Twill Laminate

#### For 1 1/4"-high laminate top with thermoplastic edge (TL)

<b>LBF</b>	neutral twill	+\$0
<b>LBG</b>	sarum twill	+\$0
<b>LBH</b>	earthen twill	+\$0
<b>LBJ</b>	graphite twill	+\$0
<b>LBQ</b>	white twill	+\$0

### Top Finish: Wood-Grain Laminate

#### For 1 1/4"-high laminate top with thermoplastic edge (TL)

<b>HM</b>	natural maple	+\$0
<b>HP</b>	light anigre	+\$0
<b>LA</b>	light ash	+\$0
<b>LBA</b>	clear on ash	+\$0
<b>LBB</b>	oak on ash	+\$0
<b>LBC</b>	walnut on ash	+\$0
<b>LBD</b>	dark brown walnut	+\$0
<b>LBR</b>	phantom ecru	+\$0
<b>LBS</b>	phantom cocoa	+\$0
<b>LBU</b>	medium matte walnut	+\$0
<b>LBV</b>	warm grey teak	+\$0
<b>HX</b>	aged cherry	+\$0
<b>HY</b>	walnut on cherry	+\$0

# Standard-Pull Mobile Lateral File

continued

## Top Finish: Zephyr Laminate

For 1 $\frac{1}{4}$ "-high laminate top with thermoplastic edge (TL)

<b>28</b>	canyon	+\$0
<b>29</b>	misted	+\$0

## Veneer Top Finish

For 1 $\frac{1}{8}$ "-high wood veneer top and wood composite edge with oversail front (TV1)

<b>40</b>	dark brown walnut <input type="checkbox"/>	+\$28
<b>ED</b>	aged cherry <input type="checkbox"/>	+\$28
<b>EK</b>	medium red walnut <input type="checkbox"/>	+\$28
<b>EW</b>	medium matte walnut <input type="checkbox"/>	+\$28
<b>ET</b>	clear on ash <input type="checkbox"/>	+\$28
<b>EU</b>	oak on ash <input type="checkbox"/>	+\$28
<b>EV</b>	walnut on ash <input type="checkbox"/>	+\$28
<b>UL</b>	natural maple <input type="checkbox"/>	+\$28
<b>UX</b>	walnut on cherry <input type="checkbox"/>	+\$28

## Step 9. Edge Finish

For 1 $\frac{1}{4}$ "-high laminate top with thermoplastic edge (TL)

<b>28</b>	canyon	+\$0
<b>29</b>	misted	+\$0
<b>8Q</b>	folkstone grey	+\$0
<b>91</b>	white	+\$0
<b>BU</b>	black umber	+\$0
<b>CL</b>	cool grey neutral	+\$0
<b>G2</b>	graphite satin	+\$0
<b>HF</b>	inner tone light	+\$0
<b>HM</b>	natural maple	+\$0
<b>HP</b>	light anigre	+\$0
<b>HT</b>	inner tone	+\$0
<b>HX</b>	aged cherry	+\$0
<b>HY</b>	walnut on cherry	+\$0
<b>LA</b>	light ash	+\$0
<b>LBA</b>	clear on ash	+\$0
<b>LBB</b>	oak on ash	+\$0
<b>LBC</b>	walnut on ash	+\$0
<b>LBD</b>	dark brown walnut	+\$0
<b>LBR</b>	phantom ecru	+\$0
<b>LBS</b>	phantom cocoa	+\$0
<b>LBU</b>	medium matte walnut	+\$0
<b>LBV</b>	warm grey teak	+\$0
<b>LBK</b>	pewter mesh	+\$0
<b>LBL</b>	steel mesh	+\$0
<b>LBM</b>	crisp linen	+\$0
<b>LBN</b>	classic linen	+\$0
<b>LBP</b>	casual linen	+\$0

<b>LBF</b>	neutral twill	+\$0
<b>LBG</b>	sarum twill	+\$0
<b>LBH</b>	earthen twill	+\$0
<b>LBJ</b>	graphite twill	+\$0
<b>LBQ</b>	white twill	+\$0
<b>LU</b>	soft white	+\$0
<b>MT</b>	medium tone	+\$0
<b>SG</b>	slate grey	+\$0
<b>WA</b>	wheat	+\$0
<b>WL</b>	sandstone	+\$0
<b>WN</b>	warm grey neutral	+\$0

## Step 10. Cushion Top Fabric

For 1" cushion top (TC1) or 2" cushion top (TC2)

See textiles list for fabric numbers. First 2 digits of number indicate fabric line; remaining digit(s) indicate fabric color.

Price Category 1	+\$0
Price Category 2	+\$68
Price Category 3	+\$82
Price Category 4	+\$101
Price Category 7	+\$137
Price Category 9	+\$950
Price Category B	+\$47
Price Category C	+\$65
Price Category H	+\$204

## Step 11. Lock

<b>KA</b>	keyed alike	-\$10
<b>KC</b>	keyed differently, chrome	+\$0
<b>KD</b>	keyed differently, black	+\$0

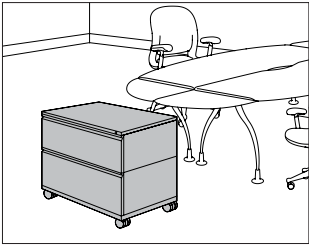
## Step 12. Drawer Interior

<b>9M</b>	3 dividers	+\$0
<b>9P</b>	front-to-back filing rail	+\$0
<b>9R</b>	side-to-side filing rail	+\$0



Bevel-Pull Mobile Lateral File

M24-3  
M24-4



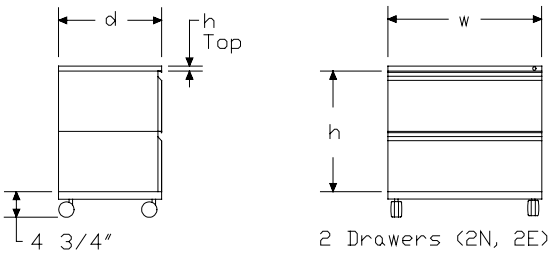
Product Information

**Description**  
This lateral file holds letter-, legal-, and A4-size hanging files. It has bevel pulls and smooth steel. The file has a metal, cushion, laminate, planter, or veneer top. A positive interlock system permits only 1 drawer to open at a time. 1 lock controls all drawers. The drawers can be specified with 3 dividers or with front-to-back or side-to-side filing rails for hanging files. The 4¾"-high mobile base has a 1½"-high base frame with ¾"-high outset casters. The 2 swivel and 2 fixed casters must be field installed.  
Actual lateral file widths are 29⅞", 35⅞", or 41⅞"; actual depths are 17⅞" or 19⅞".

Notes

Dimensional illustrations do not include all possible configurations.  
To convert filing direction, order 1 of the following products separately:  
• Front-to-back rail (9P002)  
• Side-to-side rail (9R130)  
For cushion tops TC1 and TC2, a 1" metal top is included.  
Cushion top accepts Customer's Own Material (COM). Yardage is estimated for nondirectional, 54"-wide fabrics. When ordering more than 1 cushion, round up total yardage requirement to next whole yard of fabric.  
Width—Yardage  
30"—1.05  
36"—1.22  
42"—1.40  
For information on multiple quantities or directional fabrics, contact COM Department. See Order Information in Appendices.  
For keyed-alike locks, order lock plugs separately. See Keyed-Alike Information in Appendices.

Dimensions



h	N	E
2	23 1/2	26 1/4

All dimensions are in inches.

Meridian® Mobile Stackable™ Lateral Files

# Bevel-Pull Mobile Lateral File

continued

Specification Information			
Step 1.			
<b>M24-</b>			
Step 2. Width			
<b>30</b>	30" wide		
<b>36</b>	36" wide		
<b>42</b>	42" wide		
Step 3. Depth			
<b>18-</b>	18" deep		
<b>20-</b>	20" deep		
Step 4. Configuration			
<b>2N</b>	2 11 <sup>3</sup> / <sub>4</sub> "-high drawers		
<b>2E</b>	2 13 <sup>1</sup> / <sub>8</sub> "-high drawers		
Prices for Steps 1-4.			
		<b>2N</b>	<b>2E</b>
<b>M24-30 18-</b>		\$1232	1232
<b>20-</b>		\$1232	1232
<b>M24-36 18-</b>		\$1341	1341
<b>20-</b>		\$1341	1341
<b>M24-42 18-</b>		\$1475	1475
<b>20-</b>		\$1475	1475
Step 5. Paint/Steel Type			
<b>SS</b>	smooth paint on smooth steel		+\$0
<b>XS</b>	textured paint on smooth steel		+\$0

Step 6. Surface Finish		
Nonmetallic Paint		
<i>For smooth paint on smooth steel (SS)</i>		
<b>8Q</b>	folkstone grey	+\$0
<b>91</b>	white	+\$0
<b>98</b>	studio white <span>A</span>	+\$0
<b>BU</b>	black umber	+\$0
<b>G2</b>	graphite satin	+\$0
<b>HF</b>	inner tone light	+\$0
<b>HT</b>	inner tone	+\$0
<b>LT</b>	light tone	+\$0
<b>LU</b>	soft white	+\$0
<b>MT</b>	medium tone	+\$0
<b>SG</b>	slate grey	+\$0
<b>WA</b>	wheat	+\$0
<b>WL</b>	sandstone	+\$0
Metallic Paint		
<i>For smooth paint on smooth steel (SS)</i>		
<b>CN</b>	metallic champagne	+\$0
<b>EH</b>	metallic bronze	+\$0
<b>MS</b>	metallic silver	+\$0
Sand Texture Paint		
<i>For textured paint on smooth steel (XS)</i>		
<b>91</b>	white	+\$0
<b>98</b>	studio white <span>A</span>	+\$0
<b>BK</b>	black	+\$0
<b>CL</b>	cool grey neutral	+\$0
<b>G1</b>	graphite	+\$0
<b>WN</b>	warm grey neutral	+\$0

# Bevel-Pull Mobile Lateral File

continued

## Step 7. Top

<b>T1</b>	1"-high painted metal top with squared edge	+\$0
<b>T2</b>	1 1/4"-high painted metal top with squared edge	+\$0
<b>T3</b>	1 1/4"-high painted metal top with radius edge	+\$65
<b>TL</b>	1 1/4"-high laminate top with thermoplastic edge	+\$74
<b>TR</b>	1 1/4"-high recut veneer top <span style="border: 1px solid black; padding: 0 2px;">A</span>	+\$150
<b>TF</b>	1 1/4"-high wood veneer top <span style="border: 1px solid black; padding: 0 2px;">A</span>	+\$156
<b>T7</b>	6 1/2"-high planter top	+\$200
<b>D1</b>	6 1/2"-high full dome, side-to-side	+\$273
<b>H1</b>	6 1/2"-high half dome, sloping left	+\$273
<b>H2</b>	6 1/2"-high half dome, sloping right	+\$273
<b>TV1</b>	1 1/8"-high wood veneer top and wood composite edge with oversail front <span style="border: 1px solid black; padding: 0 2px;">A</span>	+\$321
<b>TC1</b>	1" cushion top	+\$394
<b>TC2</b>	2" cushion top	+\$394

## Step 8. Lock

For 1"-high painted metal top with squared edge (T1), 1 1/4"-high painted metal top with squared edge (T2), 1 1/4"-high painted metal top with radius edge (T3), 1 1/4"-high recut veneer top (TR), 1 1/4"-high wood veneer top (TF), 1" cushion top (TC1), or 2" cushion top (TC2)

<b>KA</b>	keyed alike	-\$10
<b>KC</b>	keyed differently, chrome	+\$0
<b>KD</b>	keyed differently, black	+\$0

For 1 1/4"-high laminate top with thermoplastic edge (TL), 6 1/2"-high planter top (T7), 6 1/2"-high full dome, side-to-side (D1), 6 1/2"-high half dome, sloping left (H1), 6 1/2"-high half dome, sloping right (H2), or 1 1/8"-high wood veneer top and wood composite edge with oversail front (TV1)

<b>NL</b>	no lock	-\$30
-----------	---------	-------

## Step 9.

### Veneer Top Finish: Wood Veneer

For 1 1/4"-high wood veneer top (TF)

<b>2U</b>	light brown walnut <span style="border: 1px solid black; padding: 0 2px;">A</span>	+\$28
<b>40</b>	dark brown walnut <span style="border: 1px solid black; padding: 0 2px;">A</span>	+\$28
<b>ED</b>	aged cherry <span style="border: 1px solid black; padding: 0 2px;">A</span>	+\$28
<b>EK</b>	medium red walnut <span style="border: 1px solid black; padding: 0 2px;">A</span>	+\$28
<b>EW</b>	medium matte walnut <span style="border: 1px solid black; padding: 0 2px;">A</span>	+\$28
<b>ET</b>	clear on ash <span style="border: 1px solid black; padding: 0 2px;">A</span>	+\$28
<b>EU</b>	oak on ash <span style="border: 1px solid black; padding: 0 2px;">A</span>	+\$28
<b>EV</b>	walnut on ash <span style="border: 1px solid black; padding: 0 2px;">A</span>	+\$28
<b>UL</b>	natural maple <span style="border: 1px solid black; padding: 0 2px;">A</span>	+\$28
<b>UX</b>	walnut on cherry <span style="border: 1px solid black; padding: 0 2px;">A</span>	+\$28

### Veneer Top Finish: Recut Veneer

For 1 1/4"-high recut veneer top (TR)

<b>RA</b>	light ash <span style="border: 1px solid black; padding: 0 2px;">A</span>	+\$0
<b>RK</b>	mahogany dark <span style="border: 1px solid black; padding: 0 2px;">A</span>	+\$0
<b>RM</b>	mahogany <span style="border: 1px solid black; padding: 0 2px;">A</span>	+\$0

### Top Finish: Solid-Color Laminate

For 1 1/4"-high laminate top with thermoplastic edge (TL)

<b>8Q</b>	folkstone grey	+\$0
<b>91</b>	white	+\$0
<b>98</b>	studio white	+\$0
<b>CL</b>	cool grey neutral	+\$0
<b>HF</b>	inner tone light	+\$0
<b>HT</b>	inner tone	+\$0
<b>LT</b>	light tone	+\$0
<b>LU</b>	soft white	+\$0
<b>WL</b>	sandstone	+\$0
<b>WN</b>	warm grey neutral	+\$0

### Top Finish: Linen Laminate

For 1 1/4"-high laminate top with thermoplastic edge (TL)

<b>LBM</b>	crisp linen	+\$0
<b>LBN</b>	classic linen	+\$0
<b>LBP</b>	casual linen	+\$0

### Top Finish: Mesh Laminate

For 1 1/4"-high laminate top with thermoplastic edge (TL)

<b>LBK</b>	pewter mesh	+\$0
------------	-------------	------

### Top Finish: Twill Laminate

For 1 1/4"-high laminate top with thermoplastic edge (TL)

<b>LBF</b>	neutral twill	+\$0
<b>LBG</b>	sarum twill	+\$0
<b>LBH</b>	earthen twill	+\$0
<b>LBJ</b>	graphite twill	+\$0
<b>LBQ</b>	white twill	+\$0

# Bevel-Pull Mobile Lateral File

continued

## Top Finish: Wood-Grain Laminate

For 1 1/4"-high laminate top with thermoplastic edge (TL)

<b>HM</b>	natural maple	+\$0
<b>HP</b>	light anigre	+\$0
<b>LA</b>	light ash	+\$0
<b>LBA</b>	clear on ash	+\$0
<b>LBB</b>	oak on ash	+\$0
<b>LBC</b>	walnut on ash	+\$0
<b>LBD</b>	dark brown walnut	+\$0
<b>LBR</b>	phantom ecru	+\$0
<b>LBS</b>	phantom cocoa	+\$0
<b>LBU</b>	medium matte walnut	+\$0
<b>LBV</b>	warm grey teak	+\$0
<b>HX</b>	aged cherry	+\$0
<b>HY</b>	walnut on cherry	+\$0

## Top Finish: Zephyr Laminate

For 1 1/4"-high laminate top with thermoplastic edge (TL)

<b>28</b>	canyon	+\$0
<b>29</b>	misted	+\$0

## Veneer Top Finish: Wood Veneer

For 1 1/8"-high wood veneer top and wood composite edge with oversail front (TV1)

<b>40</b>	dark brown walnut <b>A</b>	+\$28
<b>ED</b>	aged cherry <b>A</b>	+\$28
<b>EK</b>	medium red walnut <b>A</b>	+\$28
<b>EW</b>	medium matte walnut <b>A</b>	+\$28
<b>ET</b>	clear on ash <b>A</b>	+\$28
<b>EU</b>	oak on ash <b>A</b>	+\$28
<b>EV</b>	walnut on ash <b>A</b>	+\$28
<b>UL</b>	natural maple <b>A</b>	+\$28
<b>UX</b>	walnut on cherry <b>A</b>	+\$28

## Step 10. Edge Finish

For 1 1/4"-high laminate top with thermoplastic edge (TL)

<b>28</b>	canyon	+\$0
<b>29</b>	misted	+\$0
<b>8Q</b>	folkstone grey	+\$0
<b>91</b>	white	+\$0
<b>BU</b>	black umber	+\$0
<b>CL</b>	cool grey neutral	+\$0
<b>G2</b>	graphite satin	+\$0
<b>HF</b>	inner tone light	+\$0
<b>HM</b>	natural maple	+\$0
<b>HP</b>	light anigre	+\$0
<b>HT</b>	inner tone	+\$0

<b>HX</b>	aged cherry	+\$0
<b>HY</b>	walnut on cherry	+\$0
<b>LA</b>	light ash	+\$0
<b>LBA</b>	clear on ash	+\$0
<b>LBB</b>	oak on ash	+\$0
<b>LBC</b>	walnut on ash	+\$0
<b>LBD</b>	dark brown walnut	+\$0
<b>LBR</b>	phantom ecru	+\$0
<b>LBS</b>	phantom cocoa	+\$0
<b>LBU</b>	medium matte walnut	+\$0
<b>LBV</b>	warm grey teak	+\$0
<b>LBK</b>	pewter mesh	+\$0
<b>LBL</b>	steel mesh	+\$0
<b>LBM</b>	crisp linen	+\$0
<b>LBN</b>	classic linen	+\$0
<b>LBP</b>	casual linen	+\$0
<b>LBF</b>	neutral twill	+\$0
<b>LBG</b>	sarum twill	+\$0
<b>LBH</b>	earthen twill	+\$0
<b>LBJ</b>	graphite twill	+\$0
<b>LBQ</b>	white twill	+\$0
<b>LU</b>	soft white	+\$0
<b>MT</b>	medium tone	+\$0
<b>SG</b>	slate grey	+\$0
<b>WA</b>	wheat	+\$0
<b>WL</b>	sandstone	+\$0
<b>WN</b>	warm grey neutral	+\$0

## Step 11. Cushion Top Fabric

For 1" cushion top (TC1) or 2" cushion top (TC2)

See textiles list for fabric numbers. First 2 digits of number indicate fabric line; remaining digit(s) indicate fabric color.

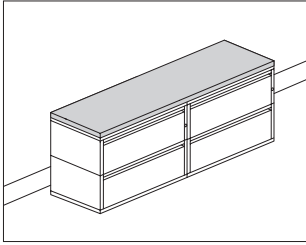
Price Category 1	+\$0
Price Category 2	+\$68
Price Category 3	+\$82
Price Category 4	+\$101
Price Category 7	+\$137
Price Category 9	+\$950
Price Category B	+\$47
Price Category C	+\$65
Price Category H	+\$204

## Step 12. Drawer Interior

<b>9M</b>	3 dividers	+\$0
<b>9P</b>	front-to-back filing rail	+\$0
<b>9R</b>	side-to-side filing rail	+\$0

# Meridian® File Top

TPL-0  
TPL-1



## Product Information

### Description

This file top attaches to a combination of freestanding Meridian® lateral files or storage cases with 18" or 20" depths. It has a laminate top with thermoplastic edge or a veneer top and edge.

### Notes

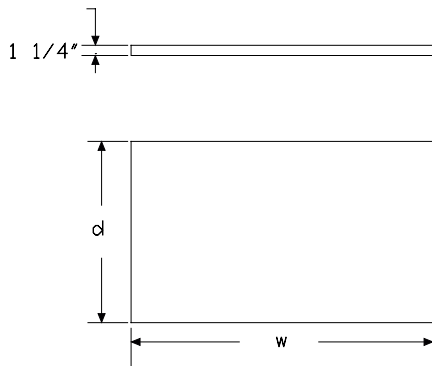
Standard-pull files have lock located in side stile and do not require metal top under common top. Files with all other pull types will require metal top under common top to accommodate locks.

Suggested attachment methods:

- Double-face tape
- #10 wood screws with 1" maximum length

Additional sizes and open-line laminates available through Vary Easy® Exact Size Top Price Book (specT edition only).

## Dimensions



## Specification Information

### Step 1.

TP

### Step 2. Top/Edge Material

L- laminate top with thermoplastic edge

### Step 3. Width

**030** 30" wide   
**036** 36" wide   
**042** 42" wide   
**060** 60" wide   
**072** 72" wide   
**084** 84" wide   
**090** 90" wide   
**108** 108" wide

### Step 4. Depth

**18** 18" deep   
**20** 20" deep   
**36** 36" deep   
**40** 40" deep

### Prices for Steps 1-4.

<b>TPL-030</b>	<b>18</b>	\$157
	<b>20</b>	\$157
	<b>36</b>	\$350
	<b>40</b>	\$350
<b>TPL-036</b>	<b>18</b>	\$188
	<b>20</b>	\$188
	<b>36</b>	\$419
	<b>40</b>	\$419
<b>TPL-042</b>	<b>18</b>	\$219
	<b>20</b>	\$219
	<b>36</b>	\$488
	<b>40</b>	\$488
<b>TPL-060</b>	<b>18</b>	\$312
	<b>20</b>	\$312
	<b>36</b>	\$699
	<b>40</b>	\$699

<b>TPL-072</b>	<b>18</b>	\$374
	<b>20</b>	\$374
	<b>36</b>	\$837
	<b>40</b>	\$837
<b>TPL-084</b>	<b>18</b>	\$436
	<b>20</b>	\$436
	<b>36</b>	\$973
	<b>40</b>	\$973
<b>TPL-090</b>	<b>18</b>	\$468
	<b>20</b>	\$468
	<b>36</b>	\$1047
	<b>40</b>	\$1047
<b>TPL-108</b>	<b>18</b>	\$561
	<b>20</b>	\$561
	<b>36</b>	\$1256
	<b>40</b>	\$1256

## Step 5. Top Finish

## Solid-Color Laminate

<b>8Q</b>	folkstone grey <input type="checkbox"/>	+\$0
<b>91</b>	white <input type="checkbox"/>	+\$0
<b>98</b>	studio white	+\$0
<b>CL</b>	cool grey neutral <input type="checkbox"/>	+\$0
<b>HF</b>	inner tone light <input type="checkbox"/>	+\$0
<b>HT</b>	inner tone <input type="checkbox"/>	+\$0
<b>LT</b>	light tone <input type="checkbox"/>	+\$0
<b>LU</b>	soft white <input type="checkbox"/>	+\$0
<b>WL</b>	sandstone <input type="checkbox"/>	+\$0
<b>WN</b>	warm grey neutral <input type="checkbox"/>	+\$0

## Linen Laminate

<b>LBM</b>	crisp linen	+\$0
<b>LBN</b>	classic linen	+\$0
<b>LBP</b>	casual linen	+\$0

## Mesh Laminate

<b>LBK</b>	pewter mesh	+\$0
------------	-------------	------

## Twill Laminate

<b>LBF</b>	neutral twill	+\$0
<b>LBG</b>	sarum twill	+\$0
<b>LBH</b>	earthen twill	+\$0
<b>LBJ</b>	graphite twill	+\$0
<b>LBQ</b>	white twill	+\$0

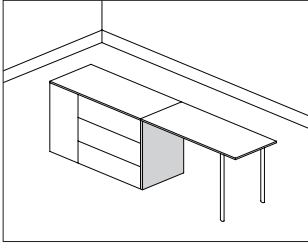
## Wood-Grain Laminate

<b>HM</b>	natural maple <input type="checkbox"/>	+\$0
<b>HP</b>	light anigre <input type="checkbox"/>	+\$0
<b>LA</b>	light ash <input type="checkbox"/>	+\$0
<b>LBA</b>	clear on ash	+\$0
<b>LBB</b>	oak on ash	+\$0
<b>LBC</b>	walnut on ash	+\$0
<b>LBD</b>	dark brown walnut	+\$0
<b>LBR</b>	phantom ecru	+\$0
<b>LBS</b>	phantom cocoa	+\$0
<b>LBU</b>	medium matte walnut	+\$0
<b>LBV</b>	warm grey teak	+\$0
<b>HX</b>	aged cherry <input type="checkbox"/>	+\$0
<b>HY</b>	walnut on cherry <input type="checkbox"/>	+\$0
<b>28</b>	canyon <input type="checkbox"/>	+\$0
<b>29</b>	misted <input type="checkbox"/>	+\$0

## Step 6. Edge Finish

<b>LT</b>	light tone <input type="checkbox"/>	+\$0
<b>28</b>	canyon <input type="checkbox"/>	+\$0
<b>29</b>	misted <input type="checkbox"/>	+\$0
<b>8Q</b>	folkstone grey <input type="checkbox"/>	+\$0
<b>91</b>	white <input type="checkbox"/>	+\$0
<b>98</b>	studio white	+\$0
<b>BU</b>	black umber <input type="checkbox"/>	+\$0
<b>CL</b>	cool grey neutral <input type="checkbox"/>	+\$0
<b>G2</b>	graphite satin <input type="checkbox"/>	+\$0
<b>HF</b>	inner tone light <input type="checkbox"/>	+\$0
<b>HM</b>	natural maple <input type="checkbox"/>	+\$0
<b>HP</b>	light anigre <input type="checkbox"/>	+\$0
<b>HT</b>	inner tone <input type="checkbox"/>	+\$0
<b>HX</b>	aged cherry <input type="checkbox"/>	+\$0
<b>HY</b>	walnut on cherry <input type="checkbox"/>	+\$0
<b>LA</b>	light ash <input type="checkbox"/>	+\$0
<b>LBA</b>	clear on ash	+\$0
<b>LBB</b>	oak on ash	+\$0
<b>LBC</b>	walnut on ash	+\$0
<b>LBD</b>	dark brown walnut	+\$0
<b>LBR</b>	phantom ecru	+\$0
<b>LBS</b>	phantom cocoa	+\$0

<b>LBU</b>	medium matte walnut	+\$0
<b>LBV</b>	warm grey teak	+\$0
<b>LBK</b>	pewter mesh <input type="checkbox"/>	+\$0
<b>LBL</b>	steel mesh <input type="checkbox"/>	+\$0
<b>LBM</b>	crisp linen <input type="checkbox"/>	+\$0
<b>LBN</b>	classic linen <input type="checkbox"/>	+\$0
<b>LBP</b>	casual linen <input type="checkbox"/>	+\$0
<b>LBF</b>	neutral twill <input type="checkbox"/>	+\$0
<b>LBG</b>	sarum twill <input type="checkbox"/>	+\$0
<b>LBH</b>	earthen twill <input type="checkbox"/>	+\$0
<b>LBJ</b>	graphite twill <input type="checkbox"/>	+\$0
<b>LBQ</b>	white twill <input type="checkbox"/>	+\$0
<b>LU</b>	soft white <input type="checkbox"/>	+\$0
<b>MT</b>	medium tone <input type="checkbox"/>	+\$0
<b>SG</b>	slate grey <input type="checkbox"/>	+\$0
<b>WA</b>	wheat <input type="checkbox"/>	+\$0
<b>WL</b>	sandstone <input type="checkbox"/>	+\$0
<b>WN</b>	warm grey neutral <input type="checkbox"/>	+\$0



### Product Information

#### Description

This surround end attaches to a combination of freestanding Meridian® lateral files or storage cases with 18" or 20" depths. It has a laminate top with thermoplastic edge or a veneer top and edge. Attachment hardware included.

#### Notes

Pricing is for a single file end.

Surround end is attached to storage case only. Ends are not designed to support a surround top at the open end.

Surround end heights are designed to align with the following case, base, and top specifications:

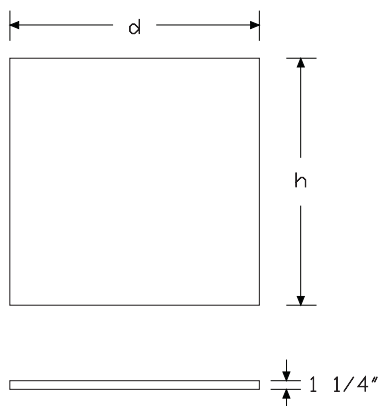
- 37—aligns with 35<sup>1</sup>/<sub>4</sub>" case height with 2<sup>1</sup>/<sub>4</sub>" base and no top
- 38—aligns with 35<sup>1</sup>/<sub>4</sub>" case height with 2<sup>1</sup>/<sub>4</sub>" base and 1<sup>1</sup>/<sub>4</sub>" top
- 41—aligns with 39<sup>3</sup>/<sub>8</sub>" case height with 2<sup>1</sup>/<sub>4</sub>" base and no top
- 42—aligns with 39<sup>3</sup>/<sub>8</sub>" case height with 2<sup>1</sup>/<sub>4</sub>" base and 1<sup>1</sup>/<sub>4</sub>" top

Files with standard pulls have lock located in side stile and do not require metal top under common top. Files with all other pull types will require metal top under common top to accommodate locks. When ordering tops, consider the thickness of end panel (1<sup>1</sup>/<sub>4</sub>" ) to allow top over design.

Ends are secured to storage case with the supplied #10 wood screws with 1" maximum length.

Additional sizes and open-line laminates available through Vary Easy Exact Size Top Price Book (SpecIT edition only).

#### Dimensions



### Specification Information

#### Step 1.

FSE ☐ A

#### Step 2. End/Edge Material

L- laminate end with thermoplastic edge ☐ A

V- veneer end with veneer edge ☐ A

#### Step 3. Height

37 37.5" high ☐ A

38 38.75" high ☐ A

41 41.625" high ☐ A

42 42.875" high ☐ A

#### Step 4. Depth

18 18" deep ☐ A

20 20" deep ☐ A

36 36" deep ☐ A

40 40" deep ☐ A

#### Prices for Steps 1-4.

		18	20	36	40
FSEL-	37	\$288	288	410	410
	38	\$293	293	415	415
	41	\$300	300	420	420
	42	\$305	305	426	426
FSEV-	37	\$630	630	895	895
	38	\$641	641	906	906
	41	\$653	653	917	917
	42	\$663	663	929	929

#### Step 5.

#### End Finish: Solid-Color Laminate

For laminate end with thermoplastic edge (L-)

8Q	folkstone grey <input type="checkbox"/> A	+\$0
91	white <input type="checkbox"/> A	+\$0
CL	cool grey neutral <input type="checkbox"/> A	+\$0
HF	inner tone light <input type="checkbox"/> A	+\$0
HT	inner tone <input type="checkbox"/> A	+\$0
LT	light tone <input type="checkbox"/> A	+\$0
LU	soft white <input type="checkbox"/> A	+\$0
WL	sandstone <input type="checkbox"/> A	+\$0
WN	warm grey neutral <input type="checkbox"/> A	+\$0



# Meridian® Storage Surround End

continued

## End Finish: Linen Laminate

*For laminate end with thermoplastic edge (L-)*

<b>LBM</b>	crisp linen 	+\$0
<b>LBN</b>	classic linen 	+\$0
<b>LBP</b>	casual linen 	+\$0

## End Finish: Mesh Laminate

*For laminate end with thermoplastic edge (L-)*

<b>LBK</b>	pewter mesh 	+\$0
<b>LBL</b>	steel mesh 	+\$0














## End Finish: Twill Laminate

*For laminate end with thermoplastic edge (L-)*

<b>LBF</b>	neutral twill 	+\$0
<b>LBG</b>	sarum twill 	+\$0
<b>LBH</b>	earthen twill 	+\$0
<b>LBJ</b>	graphite twill 	+\$0
<b>LBQ</b>	white twill 	+\$0

## End Finish: Wood-Grain Laminate

*For laminate end with thermoplastic edge (L-)*

<b>HM</b>	natural maple 	+\$0
<b>HP</b>	light anigre 	+\$0
<b>HX</b>	aged cherry 	+\$0
<b>HY</b>	walnut on cherry 	+\$0
<b>LA</b>	light ash 	+\$0
<b>LBA</b>	clear on ash 	+\$0
<b>LBR</b>	phantom ecru 	+\$0
<b>LBS</b>	phantom cocoa 	+\$0
<b>LBU</b>	medium matte walnut 	+\$0
<b>LBV</b>	warm grey teak 	+\$0
<b>LBB</b>	oak on ash 	+\$0
<b>LBC</b>	walnut on ash 	+\$0
<b>LBD</b>	dark brown walnut 	+\$0



















## End Finish: Zephyr Laminate

*For laminate end with thermoplastic edge (L-)*

<b>28</b>	canyon 	+\$0
<b>29</b>	misted 	+\$0

## End/Edge Finish: Wood Veneer

*For veneer end with veneer edge (V-)*

<b>V3</b>	cherry 	+\$0
<b>Z3</b>	warm red cherry 	+\$0
<b>Z5</b>	maple 	+\$0
<b>2U</b>	light brown walnut 	+\$82
<b>3U</b>	medium red cherry 	+\$82
<b>40</b>	dark brown walnut 	+\$82
<b>6U</b>	chocolate brown sapele 	+\$82
<b>ED</b>	aged cherry 	+\$82
<b>EG</b>	medium brown walnut 	+\$82
<b>EK</b>	medium red walnut 	+\$82
<b>EW</b>	medium matte walnut 	+\$82
<b>ET</b>	clear on ash 	+\$82
<b>EU</b>	oak on ash 	+\$82
<b>EV</b>	walnut on ash 	+\$82
<b>UL</b>	natural maple 	+\$82
<b>UQ</b>	light cherry 	+\$82
<b>UV</b>	red cherry 	+\$82
<b>UX</b>	walnut on cherry 	+\$82















## End/Edge Finish: Recut Veneer

*For veneer end with veneer edge (V-)*

<b>RA</b>	light ash 	+\$0
<b>RK</b>	mahogany dark 	+\$0
<b>RM</b>	mahogany 	+\$0

## Step 6. Edge Finish

*For laminate end with thermoplastic edge (L-)*

<b>28</b>	canyon 	+\$0
<b>29</b>	misted 	+\$0
<b>8Q</b>	folkstone grey 	+\$0
<b>91</b>	white 	+\$0
<b>BU</b>	black umber 	+\$0
<b>CL</b>	cool grey neutral 	+\$0
<b>G2</b>	graphite satin 	+\$0
<b>HF</b>	inner tone light 	+\$0
<b>HM</b>	natural maple 	+\$0
<b>HP</b>	light anigre 	+\$0
<b>HT</b>	inner tone 	+\$0
<b>HX</b>	aged cherry 	+\$0
<b>HY</b>	walnut on cherry 	+\$0
<b>LA</b>	light ash 	+\$0
<b>LBA</b>	clear on ash	+\$0
<b>LBB</b>	oak on ash	+\$0
<b>LBC</b>	walnut on ash	+\$0
<b>LBD</b>	dark brown walnut	+\$0

Meridian® Storage Surround End

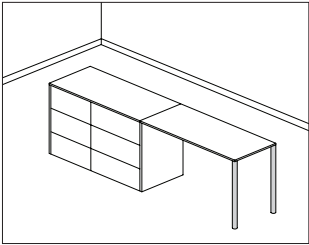
continued

Meridian® File Surrounds

LBR	phantom ecru	+\$0
LBS	phantom cocoa	+\$0
LBU	medium matte walnut	+\$0
LBV	warm grey teak	+\$0
LBK	pewter mesh <span>A</span>	+\$0
LBL	steel mesh <span>A</span>	+\$0
LBM	crisp linen <span>A</span>	+\$0
LBN	classic linen <span>A</span>	+\$0
LBP	casual linen <span>A</span>	+\$0
LBF	neutral twill <span>A</span>	+\$0
LBG	sarum twill <span>A</span>	+\$0
LBH	earthen twill <span>A</span>	+\$0
LBJ	graphite twill <span>A</span>	+\$0
LBQ	white twill <span>A</span>	+\$0
LU	soft white <span>A</span>	+\$0
MT	medium tone <span>A</span>	+\$0
SG	slate grey <span>A</span>	+\$0
WA	wheat <span>A</span>	+\$0
WL	sandstone <span>A</span>	+\$0
WN	warm grey neutral <span>A</span>	+\$0

Meridian® Storage Surround  
Support Legs

FSLR-  
FSLS-



**Product Information**

**Description**

This metal leg attaches to a surround top in lieu of a surround end panel. Each leg has an adjustable glide with 1½" of height adjustment.

Specified and shipped as a pair (2).

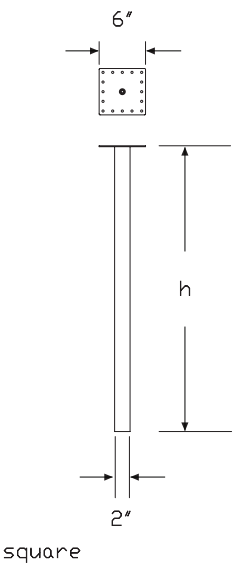
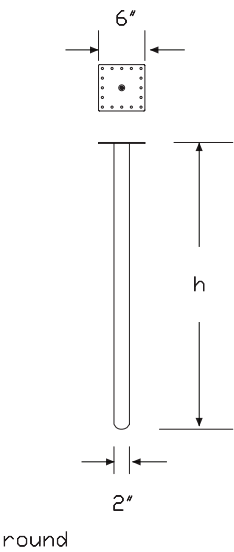
Surround legs are designed to align with the following case, base, and top specifications:

- 37—aligns with 35¼" case height with 2¼" base and no top
- 38—aligns with 35¼" case height with 2¼" base and 1¼" top
- 41—aligns with 39⅜" case height with 2¼" base and no top
- 42—aligns with 39⅜" case height with 2¼" base and 1¼" top

**Notes**

Legs are used to support 1 end of file surround top (FSTL-, FSLV-), and leg height matches height of file surround end panel (FSEL-, FSEV-).

Dimensions



Meridian® File Surrounds

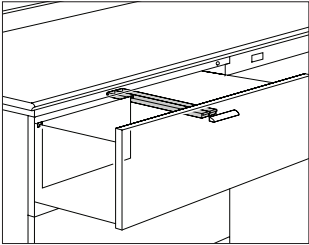
Meridian® Storage Surround  
Support Legs *continued*

Meridian® File Surrounds

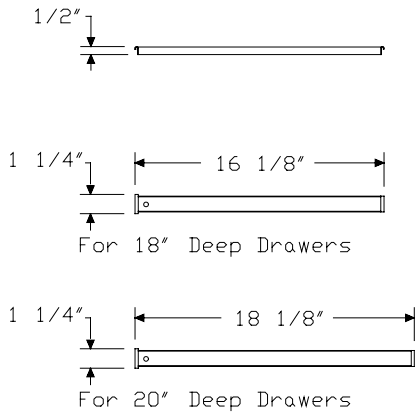
Specification Information		
Step 1.		
FSL	A	
Step 2. Leg Style		
R-	round	A
S-	square	A
Step 3. Height		
37	37.5" high	A
38	38.75" high	A
41	41.625" high	A
42	42.875" high	A
Prices for Steps 1-3.		
FSLR-	37	\$321
	38	\$321
	41	\$349
	42	\$349
FSLS-	37	\$432
	38	\$432
	41	\$454
	42	\$454
Step 4. Paint/Steel Type		
SS	smooth paint on smooth steel	A +\$0
XS	textured paint on smooth steel	A +\$0
Step 5. Surface Finish		
Sand Texture Paint		
<i>For textured paint on smooth steel (XS)</i>		
91	white	A +\$0
BK	black	A +\$0
G1	graphite	A +\$0
Metallic Paint		
<i>For smooth paint on smooth steel (SS)</i>		
MS	metallic silver	A +\$0

Front-to-Back Filing Rail,  
Meridian® Stackable™ Lateral File

9P001  
9P002  
9P361  
9P362



Product Information
<p>Description</p> <p>This filing rail holds letter-size hanging folders for front-to-back filing. The 16" rail is used in an 18"-deep Meridian® lateral file drawer. The 18" rail is used in the file drawer of a Meridian Stackable Storage™ cabinet bottom module, 20"-deep Meridian lateral file, or Meridian lateral storage tower.</p>
Dimensions

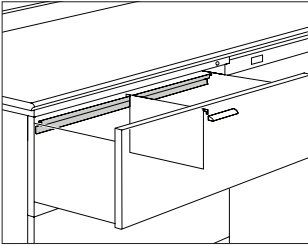


Specification Information
<p>Step 1.</p> <p><b>9P</b></p>
<p>Step 2. Width</p> <p><b>00</b> for 30"- or 42"-wide drawers</p> <p><b>36</b> for 36"-wide drawers</p>
<p>Step 3. Depth</p> <p><b>18</b> 18" deep</p> <p><b>20</b> 20" deep</p>
<p>Prices for Steps 1-3.</p> <p><b>9P0018</b> \$30</p> <p><b>9P0020</b> \$30</p> <p><b>9P3618</b> \$30</p> <p><b>9P3620</b> \$30</p>

Meridian® Stackable™ Lateral File Accessories

Side-to-Side Filing Rail, Meridian®  
Stackable™ Lateral File

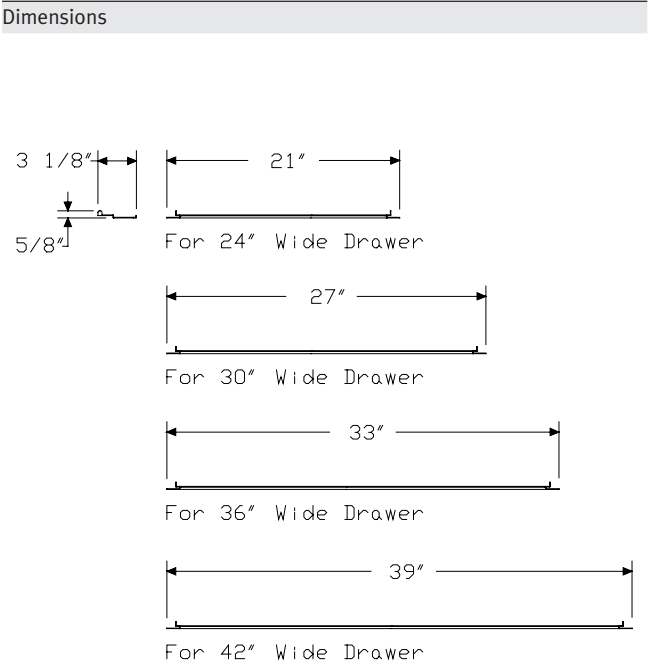
9R124  
9R130  
9R136  
9R142  
9R224  
9R230  
9R236  
9R242



**Product Information**

Description

This filing rail holds letter- or legal-size hanging folders for side-to-side filing. The 21"-wide rail is used in the file drawer of a 24"-wide Meridian® Stackable Storage™ cabinet bottom module. The 27"-wide rail is used in the file drawer of a 30"-wide Meridian Stackable Storage cabinet bottom module, Meridian lateral file, or Meridian lateral storage tower. The 33"-wide rail is used in the file drawer of a 36"-wide Meridian lateral file. The 39"-wide rail is used in the file drawer of a 42"-wide Meridian lateral file.



**Specification Information**

Step 1.

9R

Step 2. Quantity

1	1 filing rail
2	2 filing rails

Step 3. Width

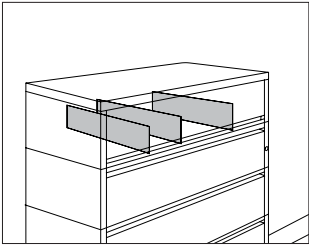
2400	for 24"-wide drawers
3000	for 30"-wide drawers
3600	for 36"-wide drawers
4200	for 42"-wide drawers

Prices for Steps 1-3.

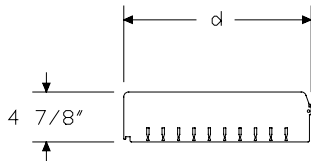
9R12400	\$23
9R13000	\$23
9R13600	\$23
9R14200	\$23
9R22400	\$44
9R23000	\$44
9R23600	\$44
9R24200	\$44

Movable Divider, Meridian®,  
Quadrant® or Tu®

9M100  
9M300

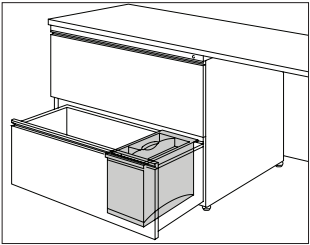


Product Information
<p>Description</p> <p>This adjustable metal divider fits into slots of an 18"- or 20"-deep Meridian® Stackable™ lateral file drawer. The 18"-deep divider also fits into a pullout shelf's slots on a Tu® or Quadrant® 5-high lateral file. Finish is black umber.</p>
<p>Dimensions</p>



Specification Information		
Step 1.		
9M		
Step 2. Quantity		
100	1 divider	
300	3 dividers	
Step 3. Depth		
18	for Meridian® 18"-deep Stackable™ lateral file modules or Quadrant® 20" deep flipper door with pullout shelf	
20	for Meridian® 20" deep Stackable™ lateral file modules	
Prices for Steps 1-3.		
9M100	18	\$16
	20	\$16
9M300	18	\$37
	20	\$37

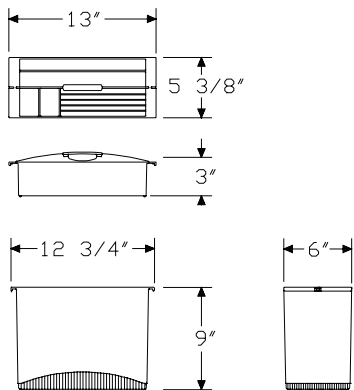
Meridian® Stackable™ Lateral File Accessories



Product Information
Description
This 2-sectioned organizer fits into any file drawer arranged for letter-size filing. The removable top section stores computer disks and other small items. The bottom section stores larger items or can be divided into 3 compartments; it includes 2 vertical dividers. Finish is black umber.
Dimensions

Specification Information	
Step 1.	
LG901	\$84

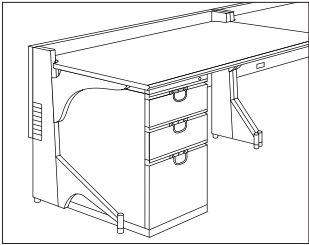
Meridian® Stackable™ Lateral File Accessories



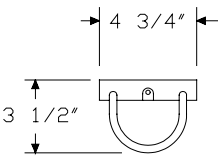


EnhancedAccess™ Pull

EAP-L



Product Information
Description
This plastic loop-style pull slides into the standard pull or Tu® W-pull on a pedestal or lateral file drawer. It makes the drawer easier to open. Package contains 1 pull and attachment hardware.
Dimensions

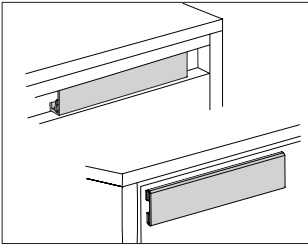


Specification Information
Step 1.
EAP-
Step 2. Pull Style
L      loop
Prices for Steps 1-2.
EAP-L
Step 3. Finish
BU      black umber
HF      inner tone light
MT      medium tone

Meridian® Stackable™ Lateral File Accessories

Label Holders-Snap In and Adhesive

9LH5H  
9LH7H



Product Information

Description

These label holders snap in place for standard pull file drawers or attach with adhesive onto drawers with other pull styles. Package contains 25 of the specified style. Labels included.

Dimensions

Specification Information

Step 1.

9LH A

Step 2. Style

5HV snap in A

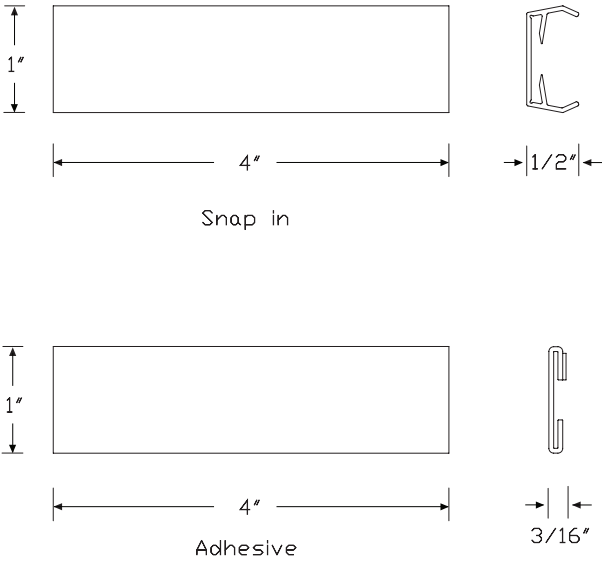
7HT adhesive A

Prices for Steps 1-2.

9LH5HV \$21

9LH7HT \$19

Meridian® Stackable™ Lateral File Accessories



## Index by Product Name

<b>Meridian® Lateral Files</b>	
Arc-Pull Freestanding Lateral File	page(s) 30
Bar-Pull Freestanding Lateral File	36
Bevel-Pull Freestanding Lateral File	42
Bevel-Pull Mobile Lateral File	63
Ellipse-Pull Freestanding Lateral File	47
EnhancedAccess™ Pull	79
File Drawer Organizer	78
Front-to-Back Filing Rail, Meridian® Stackable™ Lateral File	75
Label Holders-Snap In and Adhesive	80
Meridian® File Top	67
Meridian® Storage Surround End	70
Meridian® Storage Surround Support Legs	73
Movable Divider, Meridian®, Quadrant® or Tu®	77
Retrofit Cushion Top	57
Side-to-Side Filing Rail, Meridian® Stackable™ Lateral File	76
Sloped-Pull Freestanding Lateral File	52
Standard-Pull Freestanding Lateral File	25
Standard-Pull Mobile Lateral File	59



## Index by Product Number

2A-30	Arc-Pull Freestanding Lateral File	page(s) 30
2A-36		
2A-42		
2D-30		
2D-36		
2D-42		
2J-30	Ellipse-Pull Freestanding Lateral File	47
2J-36		
2J-42		
2KP-3	Bar-Pull Freestanding Lateral File	36
2KP-4		
2KV-3		
2KV-4		
9LH5H	Label Holders-Snap In and Adhesive	80
9LH7H		
9M100	Movable Divider, Meridian®, Quadrant® or Tu®	77
9M300		
9P001	Front-to-Back Filing Rail, Meridian® Stackable™ Lateral File	75
9P002		
9P361		
9P362		
9R124	Side-to-Side Filing Rail, Meridian® Stackable™ Lateral File	76
9R130		
9R136		
9R142		
9R224		
9R230		
9R236		
9R242		
24-30	Bevel-Pull Freestanding Lateral File	42
24-36		
24-42		
26-30	Standard-Pull Freestanding Lateral File	25
26-36		
26-42		
29P-3	Sloped-Pull Freestanding Lateral File	52
29P-4		
29V-3		
29V-4		
EAP-L	EnhancedAccess™ Pull	79
FSEL-	Meridian® Storage Surround End	70
FSEV-		
FSLR-	Meridian® Storage Surround Support Legs	73
FSLS-		
LG901	File Drawer Organizer	78
M24-3	Bevel-Pull Mobile Lateral File	63
M24-4		



M26-3	Standard-Pull Mobile Lateral File	59
M26-4		
TC1-3	Retrofit Cushion Top	57
TC1-4		
TC2-3		
TC2-4		
TPL-0	Meridian® File Top	67
TPL-1		



## 20-Day or Less/Assigned Lead-Time Order Information

### 20-Day or Less and Assigned Lead-Time Programs

20-day or less and assigned lead-time products are designed for established Herman Miller dealers with pre-approved credit.

Products are distributed from multiple manufacturing facilities across the United States. All products and options not designated by an Assigned Lead-Time icon  will ship in 20 business days or less after being acknowledged by Herman Miller. Products and options designated by an  are on the assigned lead-time program and will ship in 20 days, less than 20 days, or more than 20 days from order acknowledgement.

### Ordering Procedure

Please place orders through Order Manager. If this is not available to you, place orders through mail or fax. Verbal purchase orders will not be accepted.

Order Entry fax number for Passage®, 5000 Series, and Meridian® Filing and Storage: (616) 846 9236.

Order Entry fax number for all other products:  
(616) 654 3085.

For more information, contact your Customer Care representative at:  
(866) 854 3048 EXT 3400.

### Shipments and Delivery

Per Herman Miller Terms and Conditions.

### Changes and Cancellation

Per Herman Miller Terms and Conditions.





# Keyed-Alike Information

## Keyed-Alike Locks

All components with locks may be specified keyed alike. Products with keyed-alike locks will be shipped with lock chassis installed. Installation of lock cylinders will be on-site according to instructions provided. Herman Miller, Inc., will not be responsible for lock cylinder installation.

When specifying product keyed-alike, include separate lines on your order for the lock cylinders.

**For Action Office®, Ethospace®, Passage®, Quadrant®, Resolve®, and Supplemental products,** list cylinder part number and key number (232092-XXX); select a key number (or numbers) between 226 and 427, excluding numbers 408 and 412.

The following products require a different lock cylinder part number. Specify UKY001-XXX for these products only; select a key number (or numbers) between 226 and 427, excluding numbers 408 and 412.

- A3013.
- A3053.
- G5180.
- G5181.
- G5280.

The keys provided in 232092-XXX and UKY001-XXX kits work with either cylinder type, provided the key numbers match.

**For Tu® Storage, Canvas Office Landscape®, 5000 Series, and Meridian® Storage, see the following charts.**

Keyed-alike locks are field installed.

To order keyed-alike locks for Action Office® Series 1 and 2 door panels, please contact Customer Care.

A master key can be used to open any lock on an attached or freestanding component. In addition, a removal key or lock change tool is required to remove lock plugs. Customers interested in ordering master keys, removal keys, or lock change tools should contact Customer Care.

For Canvas overhead and lower storage units, specify as follows:

Specification Code	Part Number	Color	Lock Series
KA	1B2JK7-XXX <sup>1</sup>	chrome	UM series 226-427

For Meridian Storage, Tu Storage, and 5000 Series desk components with pedestals, specify as follows:

Specification Code	Key Number	Color	Lock Series
KA	232092-XXX <sup>1</sup>	black	UM series 226-427
KA	1B2JK7-XXX <sup>1</sup>	chrome	UM series 226-427

For 5000 Series flipper door unit with bezel or credenza storage cabinet with bezel, specify as follows:

Specification Code	Key Number	Color	Lock Series
KA	232092-XXX <sup>1</sup>	black	UM series 226-427

For Canvas Metal Desk overhead units, specify as follows:

Specification Code	Key Number	Color	Lock Series
KA	232092-XXX <sup>1</sup>	black	UM series 226-427
KC	1B2JK7-XXX <sup>1</sup>	chrome	UM series 226-427

**Key Number:**  
XXX<sup>1</sup> = a key number between 226 and 427 (excluding 408 and 412)



# Vary Easy Program

## Program Overview

Vary Easy is a program designed to help dealers specify standard products with a larger breadth of options. For example, depending on the type of product being specified, choices include additional size, finish, edge types, and cable management features. Vary Easy 3D, specIT, and third-party text-based specification packages support the Vary Easy program. Vary Easy 3D enables designers to create a 3D image, CAD symbols, and a price book page. A Vary Easy product number is assigned for each product as the user selects specific options. Once the product is completely specified, the order can be submitted via Kiosk's Order Manager or a dealer's business system.

## Accessing and Specifying Vary Easy

To view the full product vocabulary, go to the Vary Easy Product Offering on Kiosk. To specify Vary Easy, go to the Vary Easy 3D website on Kiosk, specIT, or your third-party text-based specification package.

Once you've made your product line selection, continue to follow through each option and enter the specific options that represent the product you need. When the product is fully specified, Vary Easy will generate an orderable product number and instantly calculate a price.

*Note: Failure to completely specify a product will cause a delay in order acknowledgements. Be sure to make a selection for all options offered.*

The acknowledgement process for Vary Easy products is the same as for any standard order. Vary Easy products ship with a standardized lead time and are competitively priced.

For more information, contact your Customer Care Line at (866) 854 3048 EXT 3400.



# Stain-to-Match Program

## Stain-to-Match Program

### Program Overview

The Stain-to-Match program gives you the option of using veneer finishes that are not listed in the standard offering. The program allows Herman Miller to match a customer's existing recut or natural veneer, or create a new finish that is unique to an installation.

Specific information on approval, ordering, pricing, and warranty for the Stain-to-Match program is listed below. Questions and requests for assistance may be directed to Herman Miller Options at:

(800) 654 3910

### Ordering Products with Stain-to-Match Veneers

1. Fill out the Options Stain-to-Match Request Form and send along with a color sample (2" x 3" minimum) to the Herman Miller Options Applications Team at the address provided on the form. The form can be found on Omni.
2. Within 7-10 working days, Herman Miller Options will send a sample of the color-matched stain on Herman Miller veneer to the requester for the customer's signed approval.
3. If the sample meets the customer's approval, sign the reverse side of the sample, scan and email the approval to:  
options@hermanmiller.com.
4. After the stain has been approved, a formal quotation with special number and pricing can be provided, or the product can be specified through the Vary Easy program, if available. Work with the Options team on final product needs and how to specify.
5. A purchase order can then be placed.

## Stain-to-Match Warranty

Herman Miller warrants its products to be free from defects in craftsmanship from the date of delivery for the applicable warranty period. Herman Miller is responsible for the physical properties of the veneers available through the Stain-to-Match program, which include:

STA: Stain-to-Match on Recut Ash  
 STB: Stain-to-Match on Beech  
 STC: Stain-to-Match on Cherry  
 STD: Stain-to-Match on Oak  
 STK: Stain-to-Match on Reltech Anigre (Geiger)  
 STM: Stain-to-Match on Recut Mahogany  
 STP: Stain-to-Match on Maple  
 STU: Stain-to-Match on Walnut (Geiger)

See your specification tool for product specific finish offering limitations.



# Customer's Own Material/ Customer's Own Leather Order Information — Cushion Tops

## Customer's Own Material/Customer's Own Leather

### Program Overview

The Customer's Own Material (COM) and Customer's Own Leather (COL) program gives you the option of using textiles other than those listed. Herman Miller will test textiles for application to Herman Miller products and will process orders for those with approved COM/COL textiles only. COM/COL are assigned lead time textiles.

Omni lists an overview of fabrics and leathers that have been tested and indicates whether or not they were approved for application to Herman Miller products.

Specific information on the terms and conditions, testing, approval, and ordering process for COM/COL is listed below. Questions about the COM/COL program and requests for assistance may be directed to your COM representative at:

(616) 654 3400

(866) 854 3048 EXT 6543400

### Customer's Own Material/Customer's Own Leather Warranty

Herman Miller does not warrant COM/COL textiles. COM/COL textiles are tested for application only; they are not tested for performance. The Herman Miller warranty does apply to the underlying products.

Suppliers of COM/COL textiles are responsible for color consistency within commercial tolerances, UV stability, and resistance to soiling and perspiration.

### Customer's Own Material/Customer's Own Leather Pricing

COM is a Category 1 fabric. There are no application charges for COM fabrics. COL is a Category 7 textile; refer to prices on specific products to determine the application charge.

Ordering and payment for COM/COL textile yardage are the responsibility of the customer and the textile supplier.

If desired, Herman Miller will purchase COM textiles directly from True Textiles, C.F. Stinson, Luna Textiles, Maharam, and Momentum Textiles to simplify ordering and shipment. For this service, refer to the Supplier Connection program.

### Application Note

Herman Miller does not guarantee that Customer's Own Material (COM) fabric patterns will align across panels/tiles or from one screen to the next. We also do not guarantee that COM fabric designs will be positioned consistently in the same location across several panels, tiles, or screens.

## Textile Approval

1. Select a COM/COL textile.
2. If your textile is not listed on Omni, obtain a test number from a COM representative at (616) 654 3400. You can also submit your request within Omni. Please have the following information ready before calling: textile name, number, pattern, and the product you will apply it to.
3. Herman Miller will notify you of approval or disapproval within 4 days from receipt of the test yardage.

Customer's Own Material/  
Customer's Own Leather  
Order Information — Cushion Tops

continued

Ordering Products with COM/COL

1. Refer to the specific products to determine the yardage required for COM/COL textiles.
2. If your textile is not listed on Omni, call a COM representative at (616) 654 3400 or (866) 854 3048 EXT 6543400. The representative will assign an identification number for your textile (ID#) and will verify yardage requirements for your order. Yardage requirements are based on directional, 54"-wide textiles. Additional yardage may be needed due to the unique characteristics of a textile.
3. Enter your order on Order Manager in Omni.
4. Upon receipt of your purchase order, Herman Miller will send you a PO acknowledgment.
5. Arrangements must be made for the textiles to be shipped from the supplier to Herman Miller for application to the seating products. See Omni for shipping procedures and current shipping addresses or contact a COM representative at (616) 654 3400 or (866) 854 3048 EXT 6543400.

Products will be scheduled for production when COM/COL textiles are received at Herman Miller. Standard lead times in effect at that time will apply.

*Note: If textiles are to be purchased directly by Herman Miller through the Supplier Connection program, Herman Miller will handle the ordering and shipping process and will schedule your order for production upon receipt of your purchase order (dependent on textile availability). Refer to the Supplier Connection program for more information.*

Supplier Connection

Program Overview

The Supplier Connection program is a service offered by Herman Miller to purchase approved COM textiles directly from True Textiles, C.F. Stinson, Luna Textiles, Maharam, and Momentum Textiles. When you select a textile through this program, Herman Miller will facilitate the ordering, scheduling, and shipment of the textile directly with the supplier.

Suppliers included in the Supplier Connection program keep an active inventory of textiles that are pre-approved for application to Herman Miller products. Pre-approval applies only to the suitability of a textile for manufacturing and application to a Herman Miller product. Omni provides an overview of fabrics that have been tested and indicates whether or not they were approved for application to Herman Miller products.

Specific information on the terms and conditions, testing, approval, and ordering process for the Supplier Connection program is listed below. Questions and requests for assistance may be directed to your COM representative at:  
(616) 654 3400  
(866) 854 3048 EXT 6543400

Supplier Connection Warranty

Textiles purchased by Herman Miller through the Supplier Connection program are COM and are not warranted by Herman Miller. COM textiles are tested for application only; they are not tested for performance. The Herman Miller warranty does apply to the underlying products.

Suppliers of COM textiles are responsible for color consistency within commercial tolerances, UV stability, and resistance to soiling and perspiration.



# Customer's Own Material/ Customer's Own Leather Order Information — Cushion Tops

*continued*

## **Supplier Connection Pricing**

Textiles purchased by Herman Miller through the Supplier Connection program are COM. COM is a Category 1 fabric. There are no application charges for COM fabrics.

Payment for textiles purchased by Herman Miller through the Supplier Connection program is the responsibility of the customer or dealer. Herman Miller will invoice the order at the supplier's prices published at the time of the order.

## **Textile Approval**

1. Refer to Omni to identify the approval status of the textile. If your textile is not listed, contact the COM Department to request testing for application to Herman Miller products.
2. Herman Miller will notify you of approval or disapproval in approximately 4 days from receipt of the test yardage. If the textile is approved, it will be assigned a COM identification number.

## **Ordering Products with Supplier Connection COM**

1. Identify and include the following information on your purchase order:
  - Product number and option
  - Herman Miller's COM identification number
2. Enter your order on Order Manager in Omni.
3. Upon receipt of the purchase order, Herman Miller will process your order and send you a PO acknowledgment. Herman Miller will determine the yardage required to produce your product and will order and schedule for delivery the required textile. Standard lead times in effect at the time the textile is allocated at the supplier will apply to products ordered through this program.



# Proprietary Textiles Application Chart — Seating

• Available

[A] Assigned lead-time textile.

See following page for exception notes.

[N] Non-woven textile.

Price Category 1																											
COM	Customer's Own Material	A				14	1	1							1		1			1	1	1	1	1	1	1	1
231__	8Z Pellicle®		•																								
1A7__	AireWeave 2			•																							
8T__	Crossing				•				•	•					•					•				•	•		•
3DE__	Dex				14		•	•			•	•	•	•	•		•			•		19	•			•	
4RM__	Duo																•										
6V__	Flexnet™														•												
95__	Gem				14				•	•					•					•			•	•			•
845__	Intercept		•																								
65__	Interweave										•			•													
4W__	Lyriss 2™								•	•																	
1MN__	Monologue				14		24	22	•	•		•	•	•			•	•		•	•		•	•	•	•	
3DK__	Stretch Knit						21																				
1WS__	Whisper				14		24		•	•	•		•	•	•	•	•	•		•	•		•	•	•	•	
Price Category 2																											
92__	Crepe					•		•	•	•	•	•	•	•	•		•	•		•	•		•	•	•		•
1LM__	Loom				14			•	•			•	•	•	•		•	•		•	•		•			23	•
1MV__	Marvel [N]						21	22									•									•	•
1HA__	Medley				15		•	•	22			•	•	•	•	•	•	•		•	•	•	•	•	•	•	•
30__	Rhythm					•	23	•	•			•	•	•	•	•	•	•		•	•		•	•		•	
1RV__	Rivet				14							•	•	•	•	•		•			•	•		•	•		•
3SL__	Sequel [N] A				15		•	•	•	•	•	•	•	•	•	•	•	•		•	•		•	•	•	•	•
8R__	Twist					•		•	•	•	•	•	•	•	•	•	•	•		•	•		•	•	•	•	•
Price Category 3																											
70__	Bento							•	•	•	•		•	•	•	8		•		•							•
8M__	Latitude™			23				•	•										•				•	•			
Price Category 4																											
213__	Mercer				14		21	22			•	•	•	•	•		•	•		•			•	•	•		•
1A9__	Network																			•							
6J__	Plateau															•										•	
6S__	Quilty				14		•	•			•	•	•	•		•		•	•		•	•			•		•
22P__	Strata						•	•	•		•	•	•	•	•	•		•	•		•	•	•	•	•	•	•
3SY__	Sync					•	•	•	•	•	•	•	•	•	•	•		•	•		•	•	•	•	•		•
Price Category 5																											
3SU__	Summit				15		•	•			•	•	•	•						•	•		•	•	•	•	•
Price Category 6																											
35__	Balance					•			•																		
Price Category 7																											
COL	Customer's Own Leather	A	1			14									8												1
Price Category 8																											
No fabrics available at this time																											
Price Category 9																											
21__	Leather [N]		23			14									8				•						•	•	

Continued on next page

# Proprietary Textiles Application Chart — Seating

continued

*All foam and Proprietary Textiles on HermanMiller seating comply with California TB 117-2013.*

*Application Note: Herman Miller cannot guarantee material/pattern alignment in adjacent products. For example, a fabric's pattern may not align from one pedestal cushion top to the next, or from one chair to the next.*

- |   |  |
|---|--|
| 1 Refer to price book appendices and Kiosk for COM/COL information.   | 19 Available on Plex seat only.  |
| 7 Available on 1" Cushion Tops only.  | 21 Not available on Sayl upholstered back work chairs.   |
| 8 Only available on non-upholstered outer back (PB) option.   | 22 Not available on Sayl side chairs with upholstered backs.                                       |
| 14 Available on Celle UC (upholstered seat) and Celle UF (upholstered seat) Chairs.                           | 23 Available in select colors. Refer to "Proprietary Textile Colors - Seating" for color offering. |
| 15 Available only on Celle HC (upholstered seat with protective edge) and Celle HF (upholstered seat) Chairs. | 24 Not available on Sayl upholstered High-Back Work Chairs.  |

# Proprietary Textile Colors — Seating

## Price Category 1

### Customer's Own Material

See Order Information in  
Appendices.  
Assigned lead-time textile. A

### 8Z Pellicle®

For New Aeron® Chairs  
56% elastomeric  
44% polyester

23101	Mineral
23102	Carbon
23103	Graphite

### AireWeave™ 2

For Mirra® 2 Chairs  
67% elastomeric  
33% antimony-free polyester

1A701	Alpine
1A702	Slate Grey
1A703	Graphite
1A704	Lime Green
1A705	Cappuccino
1A706	Urban Orange
1A707	Dark Turquoise
1A708	Twilight

### Crossing

54" wide  
86% antimony-free polyester  
14% polyester

8T03	Wicker
8T04	Porcelain
8T05	Warm Grey
8T06	Sepia
8T07	Pumpkin
8T08	Copper
8T09	Cranberry
8T10	Tomato
8T11	Mulberry
8T12	Plum
8T13	Green Apple
8T14	Loden
8T15	Spruce
8T16	Periwinkle
8T17	Cerulean
8T18	Indigo
8T19	Shale
8T20	Brownstone
8T21	Bark
8T22	Tin
8T23	Graphite
8T24	Black

### Dex

54" wide  
50% recycled polyester  
50% polyester

3DE01	Frost
3DE02	Silver Pine
3DE03	Stone
3DE04	Shale
3DE05	Charcoal

### Duo

For Lino™ Chairs  
52% polyester  
48% elastomeric

4RM01	Mineral
4RM02	Poppy
4RM03	Green Leaf
4RM04	Jade
4RM05	Shadow
4RM06	Graphite

### Flexnet™

For Caper® Chairs  
69% elastomeric  
31% polyester

6V01	Black
6V02	Silver Grey

### Gem

54" wide  
100% antimony-free polyester

9502	Tangerine
9503	Red
9507	Twilight
9508	Bayou
9510	Berry Blue
9511	Aqua Green
9512	Green Apple
9514	Black
9515	Slate Grey
9516	Fog

### Interweave

For Verus™ Chairs  
71% elastomeric  
29% polyester

6504	Pewter
6505	Charcoal
6506	Black

### Lyris 2™

For Setu® Chairs  
74% elastomeric  
26% polyester

4W21	Alpine
4W22	Mango
4W23	Chartreuse
4W25	Berry Blue
4W26	Slate Grey
4W28	Chino
4W29	Rattan
4W30	Java
4W31	Graphite

### Monologue

54" wide  
56% recycled polyester  
44% polyester

1MN01	Linen
1MN02	Alabaster
1MN03	Truffle
1MN04	Folkstone
1MN05	Silver Pine
1MN06	Slate
1MN07	Seed
1MN08	Yellow Oxide
1MN09	Persimmon
1MN10	Tundra
1MN11	Meadow
1MN12	Blue Sky
1MN13	Blue Spruce
1MN14	Deep Sea

Price category 1 continued on  
next page

# Proprietary Textile Colors — Seating

continued

## Price Category 1

continued

### Stretch Knit

Assigned lead-time textile. [A](#)

Available only on Sayl®

Suspension Back Work Chairs  
97% polyester, 3% spandex

3DK01	Fog
3DK02	Slate Grey
3DK03	Java
3DK04	Black
3DK05	Red
3DK06	Green Apple
3DK07	Berry Blue

### Whisper

54" wide

73% recycled polyester

27% polyester

1WS01	Sand Dollar
1WS02	Pebble
1WS03	Silver Birch
1WS04	Iceberg
1WS05	Silver Pine
1WS06	Carbon
1WS07	Cumin
1WS08	Adobe
1WS09	Strawberry
1WS10	Blush
1WS11	Eggplant
1WS12	Willow
1WS13	Sea Grass
1WS14	Pool
1WS15	Blueberry

### Crepe

54" wide

100% recycled polyester

9201	Licorice
9203	Smoke
9207	Cherry
9209	Claret
9212	Raisin
9218	Aquamarine
9223	Cadet
9241	Beachglass
9243	Midnight
9244	Artichoke
9248	Warm White
9249	Stone
9250	Earth
9251	Fog
9252	Slate Grey
9253	Yellow Dark
9254	Coral
9255	Blush Grey
9256	Wild Berry
9257	Clover
9258	Caribbean
9259	Cerulean
9260	Brownstone
9261	Shale
9262	Graphite
9263	Tomato
9264	Green Apple

### Loom

54" wide

100% polyester

1LM01	Linen *
1LM02	Brown Sugar and Spice
1LM03	Brick and Mortar
1LM04	Salt and Pepper
1LM05	Black
1LM06	Lemongrass
1LM07	Poppy
1LM08	Wild Berry
1LM09	Loden
1LM10	Jade
1LM11	Deep Sea

\* Color not available on  
Valor Seating

## Price Category 2

### Medley

54" wide

100% polyester

1HA01	Stone
1HA02	Trail
1HA03	Charcoal
1HA04	Cinder
1HA05	Citrus
1HA06	Papaya
1HA07	Chutney
1HA08	Tundra
1HA09	Feather Grey
1HA10	Chartreuse
1HA11	Loden
1HA12	Peacock
1HA13	Bayou
1HA14	Blue Grotto
1HA15	Blueberry
1HA22	Khaki
1HA23	Pewter
1HA24	Yellow Oxide
1HA25	Vintage Rose
1HA26	Raspberry
1HA27	Acai Berry

### Rhythm

54" wide

100% polyester

3001	Kiwi Green *
3002	Green Apple
3003	Peacock
3004	Bayou *
3005	Berry Blue
3006	Iris
3007	Twilight
3008	Pumpkin *
3009	Poppy *
3010	Molasses
3011	Mulberry
3012	Khaki *
3013	Mink
3014	Black
3015	Charcoal

\* Colors not available on  
Embody Chair

### Rivet

54" wide

100% recycled polyester

1RV01	Twig
1RV02	Deep Clay
1RV03	Woodrose
1RV04	Otter
1RV05	Hemlock
1RV06	Olive
1RV07	Lagoon
1RV08	Deep Sea
1RV09	Charcoal
1RV10	Grey Brindle

### Sequel

Assigned lead-time textile. [A](#)

54" wide

100% vinyl

100% polyester knit backing

Resilience® finish

3SL01	White
3SL02	Pebble
3SL03	Mushroom
3SL04	Stone
3SL05	Chestnut
3SL06	Rattan
3SL07	Black Cherry
3SL08	Tundra
3SL09	Seal
3SL10	Blue Fog
3SL11	Folkstone
3SL12	Shale
3SL13	Slate Grey
3SL14	Charcoal
3SL15	Carbon Dark
3SL28	Navy

Price category 2 continued on next  
page

# Proprietary Textile Colors — Seating

*continued*

## Price Category 2

*continued*

Twist	
54" wide	
80% antimony-free polyester	
13% recycled polyester	
7% polyester	
8R05	Wicker
8R10	Poppy
8R14	Tin
8R15	Shale
8R16	Graphite
8R17	Birch
8R18	Sepia
8R22	Blueberry
8R23	Green Apple
8R26	Gunmetal
8R27	Cinder
8R28	Citrus
8R29	Pekoe
8R30	Tangerine
8R31	Red Plum
8R32	Wisteria
8R33	Forest
8R34	Jade Dark
8R35	Waterfall
8R36	Midnight Blue
8R37	Carbon Dark

## Price Category 3

Bento	
54" wide	
100% antimony-free polyester	
7001	Frost
7002	Linen
7003	Khaki
7004	Truffle
7005	Grey Black
7006	Pumpkin
7007	Cranberry
7008	Everglade
7009	Cobalt

Latitude™	
61" wide	
100% polyester	
8M01	Graphite
8M02	Shadow
8M10	Alpine
8M17	Black
8M21	Slate Grey
8M22	Lime Green
8M23	French Press
8M24	Urban Orange
8M25	Dark Turquoise
8M26	Twilight

## Price Category 4

Mercer	
54" wide	
50% solution dyed recycled nylon	
50% solution dyed nylon	
BLOCKaide	
21301	Stone
21303	Cayenne
21305	Pesto
21306	Teal Blue
21307	Ultramarine
21310	Charcoal

Network	
For Public Office Landscape®	
sectional back/social chair.	
knit to size	
100% polyester	
1A901	Warm White
1A902	Fog
1A903	Red
1A904	Wildberry
1A905	Green Apple
1A906	Twilight
1A907	Graphite

Plateau	
knit to size	
100% polyester	
6J01	Feather Grey
6J02	Trail
6J06	Twig
6J08	Sagebrush
6J09	Winter Berry
6J10	Thunder
6J11	Blueberry
6J12	Rosemary
6J14	Black

Quilty	
56" wide	
100% antimony-free polyester	
GreenShield	
6S03	Khaki
6S04	Straw
6S07	Brick
6S10	Mink
6S11	Green Apple
6S13	Indigo
6S14	Zinc
6S15	Slate
6S16	Beachwood
6S17	Paprika
6S18	Plum
6S19	Juniper
6S20	Grey Black

Strata	
54" wide	
50% solution dyed recycled nylon	
50% solution dyed nylon	
BLOCKaide	
22P04	Pesto
22P05	Peacock
22P06	Blue Jay
22P07	Blueberry
22P09	Mango
22P10	Paprika
22P12	Wheat
22P13	Brownstone
22P14	Bayou

*Price category 4 continued on next page*

Proprietary Textile Colors — Seating

continued

Price Category 4

continued

Sync	
55" wide	
100% polyester	
3SY01	Pine Cone
3SY02	Citron
3SY03	Canyon
3SY04	Truffle
3SY05	Wild Berry
3SY06	Everglade
3SY07	Glacier
3SY08	Nightfall
3SY09	Dark Mineral
3SY10	Slate Grey
3SY11	Dark Carbon
3SY12	Black

Price Category 5

Summit	
54" wide	
100% silicone	
Polyester knit backing	
3SU01	Bright White
3SU02	Oyster
3SU03	Metal
3SU04	Khaki
3SU05	Taupe
3SU06	Java
3SU07	Black
3SU08	Cherry
3SU09	Beachglass
3SU10	Midnight

Price Category 6

Balance	
100% polyester	
3512	Carbon
3513	Black

Price Category 7

Customer's Own Leather	
See Order Information in	
Appendices. Assigned lead-time	
textile. <a href="#">A</a>	



Proprietary Textile Colors — Seating

continued

Price Category 8

No fabrics available at this time.

Price Category 9

Leather	
approx. 50 sq. ft. per hide	
100% leather	
2101	Ivory
2109	Black *
2110	Smoke
2111	Graphite
2112	Khaki
2113	Rattan
2114	Truffle
2115	Alpine
2116	Haze
2117	Sable Grey
2118	Dark Mineral **
2119	Dark Carbon ***
2120	Cranberry
2121	Deep Sea

\* Armpad color available on Aeron® Chair, Graphite.  
\*\* Armpad color available on Aeron Chair, Mineral.  
\*\*\* Armpad color available on Aeron Chair, Carbon.



# Maharam Application Chart — Seating

- Available

[A] Maharam textiles are on assigned lead times.

[N] Non-woven textile.

	Mirra® Chairs/Stools	Celle® Chairs	Sayl® Work Chairs	Sayl Side Chairs	Setu® Chairs	Setu Lounge Chair/Ottoman	Verus™ Work Chairs/Stools Back	Verus Work Chairs/Stools Seat	Verus Side Chairs Back	Verus Side Chairs Seat	Aside® Chairs	Keyn Chair Group Back	Keyn Chair Group Seat	Lino™ Chairs Seat	Locale® Bench Cushions	Public Office Landscape® Seat	Plex® Lounge Furniture	Swoop™ Lounge Seating - Fully Upholstered	Swoop Lounge Seating - Plywood	Valor™ Seating	Cushion Tops
<b>Price Category 1-2</b>																					
No fabrics available at this time.																					
<b>Price Category 3</b>																					
No fabrics available at this time.																					
<b>Price Category 4-9</b>																					
No fabrics available at this time.																					
<b>Price Category A</b>																					
No fabrics available at this time.																					
<b>Price Category B</b>																					
TI__ Messenger - Maharam *	14	•	•	•	•	•	•	•	•	•	•	•	•	•				•	•	26	•
<b>Price Category C</b>																					
887__ Merit - Maharam	14	•	•								•		•	•		•	•	•	•		•
Z27__ Manner - Maharam	14	•	•				•		•	•		•	•				•	•	•		•
Z3__ Metric - Maharam	14	•	•			•		•		•		•	•					•	•		•
8EY__ Murmur - Maharam	14	•	16				•		•	•		•	•			•	•	•			
<b>Price Category D</b>																					
No fabrics available at this time.																					
<b>Price Category E</b>																					
896__ Dwell - Maharam	14	16	16				•		•	•		•	•		•						7
Z32__ Skein - Maharam	14	16	16	•						•		•							•		•
<b>Price Category F</b>																					
82T__ Apt [N] - Maharam			18	•			•	•	•	•			•			•	21	•		•	7
74M__ Instill [N] - Maharam		15	18	16			•	•	•	•		•	•	•		•	•		•	•	
Z33__ Strum - Maharam [N]				16									•					•		•	7
<b>Price Category G</b>																					
ZC2__ Compound - Maharam [N]			16	16				•		•	8		•	•			•		•	•	
TG__ Divina Melange - Maharam		14	•	•	•		•	•	•	•	8	•	•	•			•	•	•		•
ZP3__ Pocket - Maharam													•	•							•
V25__ Steelcut Trio - Maharam		14	16	•				•					•	•			•			•	•
<b>Price Category H</b>																					
ZT__ Circles - Maharam		14	16	16									•								•
ZK__ Dot Pattern - Maharam		14	•	•	•							•	•								•
ZL__ Small Dot Pattern - Maharam		14	•	•	•	•		•		•	•		•								•
<b>Price Category I</b>																					
7CW__ Cursive - Maharam		14	14	16			•	•	•	•	8		•	•	•	•		•			•
<b>Price Category J-V</b>																					
No fabrics available at this time.																					

\* Available in select colors on 20-day lead-time.

Refer to “Maharam Colors - Seating” for 20-day colors.

7 Available on 1” Cushion Tops only.

8 Only available on the Aside nonupholstered outer back option (PB).

14 Available on Celle UC (upholstered seat) chairs and Celle UF (upholstered seat) chairs.

15 Available only on Celle HC (upholstered seat with protective edge) chairs and Celle HF (upholstered seat) chairs.

16 Available on Sayl Chair seat.

18 Available on Sayl Chair seat and upholstered mid-back.

21 Available on Plex seat and on ottoman.

26 Available in select colors. Refer to “Maharam Colors - Seating” for color offering.



Maharam Colors — Seating

Price Category 1-2	Price Category 3	Price Category 4-9	Price Category A
No fabrics available at this time.	No fabrics available at this time.	No fabrics available at this time.	No fabrics available at this time.

- Maharam textiles are on assigned lead times A unless otherwise noted.
- Fabric numbers are listed as Herman Miller fabric number/Maharam fabric number.

Maharam Colors — Seating

continued

Price Category B

Messenger — Maharam	
54" wide	
78% recycled polyester	
15% polyester	
7% nylon	
TI07/458640-007	Shadow *
TI08/458640-008	Bayou *
TI24/458640-024	Poppy
TI25/458640-025	Mao
TI29/458640-029	Onyx
TI31/458640-031	Cloud *
TI38/458640-038	Depth *
TI40/458640-040	Nile
TI41/458640-041	Azure *
TI45/458640-045	Cactus *
TI46/458640-046	Ice *
TI48/458640-048	Neon *
TI50/458640-050	Hydrangea *
TI53/458640-053	Tangelo
TI54/458640-054	Lumine *
TI58/458640-058	Snow **
TI60/458640-060	Peridot *
TI61/458640-061	Capri
TI62/458640-062	Ultramarine
TI63/458640-063	Squall
TI66/458640-066	Cassis
TI67/458640-067	Aster

Messenger continued	
TI69/458640-069	Cherry
TI70/458640-070	Vibrant
TI71/458640-071	Satsuma *
TI72/458640-072	Maize
TI76/458640-076	Fossil
TI77/458640-077	Ash
TI78/458640-078	Tusk
TI79/458640-079	Oyster
TI81/458640-081	Husk
TI84/458640-084	Robust
TI85/458640-085	Beyond
TI86/458640-086	Voyage
TI87/458640-087	Everglade
TI89/458640-089	Blanch
TI90/458640-090	Longspur
TI91/458640-091	Vireo
TI92/458640-092	Dipper
TI93/458640-093	Gale
TI94/458640-094	Hunter
TI95/458640-095	Lime
TI96/458640-096	Apple
TI97/458640-097	Krill
TI98/458640-098	Catalyst

\* Colors available on  
20-day lead time.  
\*\* Color not available on  
Valor Seating.

Price Category C

Manner - Maharam	
54" wide	
100% recycled polyester	
Z2701/466177-001	Magic
Z2702/466177-002	Carob
Z2703/466177-003	Porpoise
Z2704/466177-004	Flint
Z2705/466177-005	Hush
Z2706/466177-006	Nuance
Z2711/466177-011	Ember
Z2712/466177-012	Wagon
Z2713/466177-013	Ablaze
Z2714/466177-014	Peel
Z2716/466177-016	Butterscotch
Z2717/466177-017	Harvest
Z2720/466177-020	Parakeet
Z2722/466177-022	Aquatic
Z2723/466177-023	Cottage
Z2724/466177-024	Dahlia
Z2725/466177-025	Vivid
Z2726/466177-026	Basin
Z2727/466177-027	Schooner
Z2728/466177-028	Slope
Z2729/466177-029	Silverpoint
Z2730/466177-030	Lattice
Z2731/466177-031	Smoky
Z2732/466177-032	Magnetic
Z2733/466177-033	Woad
Z2734/466177-034	Resolute
Z2735/466177-035	Cruise
Z2736/466177-036	Atmospheric
Z2737/466177-037	Cloudburst
Z2738/466177-038	Tidewater
Z2739/466177-039	Firth
Z2740/466177-040	Oceanside
Z2741/466177-041	Grandeur
Z2742/466177-042	Comfort
Z2743/466177-043	Dill
Z2744/466177-044	Poplar
Z2745/466177-045	Citronella
Z2746/466177-046	Passerine

Manner continued	
Z2747/466177-047	Southwest
Z2748/466177-048	Roseate
Z2749/466177-049	Charisma
Z2750/466177-050	Siltstone
Z2751/466177-051	Kimono
Z2752/466177-052	Valiant
Z2753/466177-053	Baroness

Merit - Maharam	
54" wide	
76% post-industrial recycled polyester	
24% polyester	
PFOA-Free stain resistant	
88Z01/466444-001	Trickle
88Z02/466444-002	Beluga
88Z03/466444-003	Gunmetal
88Z04/466444-004	Blackout
88Z05/466444-005	Superior
88Z06/466444-006	Ocean
88Z07/466444-007	Highborn
88Z08/466444-008	Immersed
88Z09/466444-009	Rainfall
88Z10/466444-010	Blizzard
88Z11/466444-011	Poolside
88Z12/466444-012	Steel
88Z13/466444-013	Zircon
88Z14/466444-014	Ripple
88Z15/466444-015	Aegean
88Z16/466444-016	Armada
88Z17/466444-017	Hedera
88Z18/466444-018	Rainforest
88Z19/466444-019	Gator
88Z20/466444-020	Vineyard
88Z21/466444-021	Pine
88Z22/466444-022	Kiwi
88Z23/466444-023	Kookaburra
88Z24/466444-024	Bellini
88Z25/466444-025	Sunflower
88Z26/466444-026	Sandstorm

Price category C continued on  
next page

• Maharam textiles are on assigned lead times [A](#) unless otherwise noted.  
• Fabric numbers are listed as Herman Miller fabric number/Maharam fabric number.

# Maharam Colors — Seating

continued

## Price Category C

continued

### Merit continued

88Z27/466444-027	Mudder
88Z28/466444-028	Lynx
88Z29/466444-029	Farro
88Z30/466444-030	Manila
88Z31/466444-031	Starfish
88Z32/466444-032	Brass
88Z33/466444-033	Arrow
88Z34/466444-034	Gelato
88Z35/466444-035	Nectarine
88Z36/466444-036	Macaron
88Z37/466444-037	Alert
88Z38/466444-038	Goji
88Z39/466444-039	Cabernet
88Z40/466444-040	Eggplant
88Z41/466444-041	Hawk
88Z42/466444-042	Stag
88Z43/466444-043	Overcast

### Metric – Maharam

54" wide	
51% recycled polyester	
49% polyester	
Z302/466014-002	Fog
Z303/466014-003	Fleece
Z312/466014-012	Cardinal
Z313/466014-013	Lava
Z318/466014-018	Pollen
Z320/466014-020	Alligator
Z323/466014-023	Tar
Z324/466014-024	Anchor
Z326/466014-026	Admiral
Z327/466014-027	Seaport
Z328/466014-028	Scuba
Z329/466014-029	Skate
Z330/466014-030	Hopscotch
Z331/466014-031	Film
Z332/466014-032	Whale
Z333/466014-033	Downpour
Z334/466014-034	Middy
Z335/466014-035	Talisman
Z336/466014-036	Hedgerow
Z337/466014-037	Snorkel

### Metric continued

Z338/466014-038	Highway
Z339/466014-039	Canary
Z340/466014-040	Sunny
Z341/466014-041	Aztec
Z342/466014-042	Fruit
Z343/466014-043	Galah
Z344/466014-044	Kiln
Z345/466014-045	Moth

### Murmur - Maharam

55" wide	
100% polyester	
PFOA-Free stain resistant	
8EY01/466446-001	Gust
8EY02/466446-002	Harmonica
8EY03/466446-003	Canopy
8EY04/466446-004	Dim
8EY05/466446-005	Peppercorn
8EY06/466446-006	Cauldron
8EY07/466446-007	Conquer
8EY08/466446-008	Rapids
8EY09/466446-009	Seawater
8EY10/466446-010	Baby
8EY11/466446-011	Elderberry
8EY12/466446-012	Iceberg
8EY13/466446-013	Tallgrass
8EY14/466446-014	Underground
8EY15/466446-015	Biome
8EY16/466446-016	Cask
8EY17/466446-017	Argan
8EY18/466446-018	Sundown
8EY19/466446-019	Ignite
8EY20/466446-020	Sultry
8EY21/466446-021	Sangria

## Price Category D

No fabrics available at this time.

## Price Category E

### Dwell - Maharam

54" wide	
66% post-industrial recycled polyester	
32% post-consumer recycled polyester	
PFOA-Free stain resistant	
Latex backing	
89601/466419-001	Sesame
89602/466419-002	Summit
89603/466419-003	Freeze
89604/466419-004	Poolside
89605/466419-005	Teal
89606/466419-006	Mojito
89607/466419-007	Lizard
89608/466419-008	Thunder
89609/466419-009	Foil
89610/466419-010	Wine
89611/466419-011	Firecracker

### Skein - Maharam

54" wide	
56% recycled polyester	
44% polyester	
Z3201/466170-001	Burrow
Z3204/466170-004	Sumac
Z3205/466170-005	Pomegranate
Z3206/466170-006	Cavern
Z3207/466170-007	Bitter
Z3208/466170-008	Cinder
Z3209/466170-009	Dock
Z3210/466170-010	Cadet
Z3211/466170-011	Marsh

Appendix: Maharam Colors — Seating

- Maharam textiles are on assigned lead times <sup>A</sup> unless otherwise noted.
- Fabric numbers are listed as Herman Miller fabric number/Maharam fabric number.

# Maharam Colors — Seating

continued

## Price Category F

Apt – Maharam		Instill – Maharam	
54" wide		54" wide	
100% polyurethane/silicone		100% polyurethane	
Ink-resistant protective top coat		Ink-resistant protective top coat	
Polyester backing		Polyester backing	
82T01/466392-001	Coconut	74M01/466351-001	Page
82T02/466392-002	Vibe	74M02/466351-002	Limestone
82T03/466392-003	Stampede	74M03/466351-003	Bobwhite
82T04/466392-004	Lumber	74M04/466351-004	Loafer
82T05/466392-005	Gingerbread	74M05/466351-005	Moor
82T06/466392-006	Hickory	74M06/466351-006	Barley
82T07/466392-007	Constellation	74M07/466351-007	Shaker
82T08/466392-008	Labyrinth	74M08/466351-008	Doe
82T09/466392-009	Sketch	74M09/466351-009	Ride
82T10/466392-010	Glacier	74M10/466351-010	Squire
82T11/466392-011	Cobblestone	74M11/466351-011	Tannin
82T12/466392-012	Iris	74M12/466351-012	Vitis
82T13/466392-013	Nocturnal	74M13/466351-013	Sonar
82T14/466392-014	Fluid	74M14/466351-014	Quail
82T15/466392-015	Eden	74M15/466351-015	Brittanica
82T16/466392-016	Galactic	74M16/466351-016	Narwhal
82T17/466392-017	Shoreline	74M17/466351-017	Synth
82T18/466392-018	Jade	74M18/466351-018	Stowaway
82T19/466392-019	Garden	74M19/466351-019	Koala
82T20/466392-020	Botanic	74M20/466351-020	Dorsal
82T21/466392-021	Chartreuse	74M21/466351-021	Stealth
82T22/466392-022	Crepe	<b>Strum - Maharam</b>	
82T23/466392-023	Lyric		
82T24/466392-024	Turmeric	54" wide	
82T25/466392-025	Bengal	100% polyurethane	
82T26/466392-026	Core	with silver-based antimicrobial	
82T27/466392-027	Mantle	Z3301/466122-001	Overcast
82T28/466392-028	Sorbet	Z3302/466122-002	Ridge
82T29/466392-029	Bloom	Z3304/466122-004	Pigeon
82T30/466392-030	Lotus	Z3305/466122-005	Char
82T31/466392-031	Fortress	Z3306/466122-006	Cabin
82T32/466392-032	Oak	Z3307/466122-007	Bur
82T33/466392-033	Castle	Z3308/466122-008	Abalone
82T34/466392-034	Follow	Z3309/466122-009	Prawn
82T35/466392-035	Elixir	Z3310/466122-010	Gourd
82T36/466392-036	Charm	Z3311/466122-011	Wheat
82T37/466392-037	Descend	Z3312/466122-012	Lemongrass

## Price Category G

Compound - Maharam		Divina Melange <i>continued</i>	
54" wide		TG26/460830-620	
100% polyurethane		TG27/460830-147	
silane-based antimicrobial		TG28/460830-227	
ZC201/466196-001	001	TG29/460830-237	
ZC202/466196-002	002	TG30/460830-277	
ZC203/466196-003	003	TG31/460830-367	
ZC204/466196-004	004	TG32/460830-427	
ZC205/466196-005	005	TG33/460830-457	
ZC206/466196-006	006	TG34/460830-467	
ZC207/466196-007	007	TG35/460830-517	
ZC208/466196-008	008	TG36/460830-527	
ZC209/466196-009	009	TG37/460830-547	
ZC210/466196-010	010	TG38/460830-557	
ZC211/466196-011	011	TG39/460830-567	
ZC212/466196-012	012	TG40/460830-597	
ZC213/466196-013	013	TG41/460830-617	
ZC214/466196-014	014	TG42/460830-647	
ZC215/466196-015	015	TG43/460830-677	
ZC216/466196-016	016	TG44/460830-687	
ZC217/466196-017	017	TG45/460830-747	
ZC218/466196-018	018	TG46/460830-757	
ZC219/466196-019	019	TG47/460830-777	
<b>Divina Melange — Maharam</b>		TG48/460830-787	
59" wide		TG49/460830-917	
100% wool		TG50/460830-937	
TG01/460830-120	120	TG51/460830-967	
TG02/460830-170	170	TG52/460830-977	
TG03/460830-180	180	<b>Steelcut Trio - Maharam</b>	
TG04/460830-220	220		
TG05/460830-260	260	55" wide	
TG06/460830-280	280	90% wool	
TG07/460830-871	871	10% nylon	
TG08/460830-821	821	V2501/465906-105	
TG11/460830-731	731	V2502/465906-113	
TG12/460830-681	681	V2503/465906-124	
TG13/460830-631	631	V2504/465906-133	
TG16/460830-581	581	V2506/465906-153	
TG17/460830-531	531	V2507/465906-195	
TG18/460830-521	521	V2508/465906-205	
TG19/460830-571	571	V2509/465906-213	
TG21/460830-471	471	V2513/465906-253	
TG24/460830-971	971	V2514/465906-283	
TG25/460830-925	925	V2518/465906-383	
		V2523/465906-453	
		V2525/465906-515	

- Maharam textiles are on assigned lead times A unless otherwise noted.
- Fabric numbers are listed as Herman Miller fabric number/Maharam fabric number.

Price category G continued on next page



# Maharam Colors — Seating

continued

## Price Category G

continued

### Steelcut Trio continued

V2526/465906-533	533
V2527/465906-553	553
V2529/465906-645	645
V2534/465906-713	713
V2542/465906-865	865
V2543/465906-883	883
V2544/465906-915	915
V2545/465906-933	933
V2546/465906-945	945
V2547/465906-953	953
V2548/465906-965	965
V2549/465906-983	983
V2550/465906-176	176
V2551/465906-226	226
V2552/465906-236	236
V2553/465906-246	246
V2554/465906-266	266
V2555/465906-276	276
V2556/465906-336	336
V2557/465906-376	376
V2558/465906-416	416
V2559/465906-426	426
V2560/465906-436	436
V2561/465906-446	446
V2562/465906-466	466
V2563/465906-476	476
V2564/465906-506	506
V2565/465906-526	526
V2566/465906-576	576
V2567/465906-616	616
V2568/465906-636	636
V2569/465906-666	666
V2570/465906-686	686
V2571/465906-716	716
V2572/465906-746	746
V2573/465906-756	756
V2574/465906-776	776
V2575/465906-796	796
V2576/465906-806	806
V2577/465906-906	906
V2578/465906-916	916
V2579/465906-946	946
V2580/465906-966	966
V2581/465906-976	976
V2582/465906-996	996

## Price Category H

### Circles — Maharam

55" wide	
70% cotton	
30% polyester	
ZT01/458310-001	Khaki
ZT02/458310-002	Fatigue
ZT03/458310-003	Document
ZT04/458310-004	Engine
ZT05/458310-005	Charcoal

### Dot Pattern — Maharam

55" wide	
71% cotton	
29% polyester	
ZK01/458300-001	Document
ZK02/458300-002	Taupe
ZK04/458300-004	Red
ZK05/458300-005	Navy

### Small Dot Pattern — Maharam

55" wide	
71% cotton	
29% polyester	
ZL01/458320-001	Document
ZL02/458320-002	Sand
ZL03/458320-003	Khaki
ZL04/458320-004	Taupe
ZL05/458320-005	Charcoal
ZL06/458320-006	Document
	Reverse
ZL07/458320-007	Red
ZL08/458320-008	Yellow
ZL09/458320-009	Green

## Price Category I

### Cursive — Maharam

54" wide

67% solution-dyed acrylic

33% solution-dyed polyester

PFOA-Free stain resistant

7CW01/466335-001 Fast

7CW02/466335-002 Hunt

7CW03/466335-003 Beachcomb

7CW04/466335-004 Twist

7CW05/466335-005 Swift

7CW06/466335-006 Jetstream

7CW07/466335-007 Inkwell

7CW08/466335-008 Rubber

## Price Category J-V

No fabrics available at this time.

- Maharam textiles are on assigned lead times <sup>A</sup> unless otherwise noted.
- Fabric numbers are listed as Herman Miller fabric number/Maharam fabric number.

For more information about our products and services or to see a list of dealers, please visit us at [HermanMiller.com](http://HermanMiller.com) or call (800) 851 1196.

© 2020 Herman Miller, Inc., Zeeland, Michigan

#### Distribution Rights

Working together since 1956, Herman Miller and Vitra are the authentic sources of designs by Charles and Ray Eames, Alexander Girard, and George Nelson. All the designs shown in this book are protected by law. Herman Miller has obtained all rights to make and sell these designs. Also, Herman Miller holds exclusive worldwide manufacturing and distribution rights for these products with the following exceptions:

Charles and Ray Eames, George Nelson, and Alexander Girard—Worldwide distribution rights for furniture in all areas except Europe and the Middle East. For those areas, please contact Vitra.

Isamu Noguchi—Worldwide distribution rights for the Noguchi Rudder Table. Distribution rights for the Noguchi Table in North America and Central America only. For all other areas, please contact Vitra.

Magis—Exclusive distribution rights in the US and Canada. For all other areas, please contact Magis.

Mattiazzi—Exclusive distribution rights in the US and Canada. For all other areas, please contact Mattiazzi.

® **HermanMiller**, ●, Action Office, Aeron, Aside, Canvas Office Landscape, Caper, Celle, Co/Struc, Eames, Embody, Ethospace, Exclave, Fine-Tune, FlexFront, Formcoat, Ground Cloth, Herman Miller Healthcare, Layout Studio, Maharam, Meridian, Mirra, Motia, Pellicle, Perspectives, Plex, PostureFit, Resolve, Sayl, Setu, Thrive, Tu, Y-Tower, and Z-Axis are among the registered trademarks of Herman Miller, Inc., and its owned subsidiaries.

™ AireWeave, Bubbletack, Cellular Suspension, Compass, Connect, Cosm, DOT, Durawrap, Everywhere, Flex-Edge, Headway, Hopsak 2, Intent, Iota, Keyless Entry, Latitude, Lino, Lyris 2, Mora, Multiscrim, Nelson, Nevi, Pedastools, Renew, Stackable, Swoop, TriFlex, Twist, Valor, Verus and Vista are among the trademarks of Herman Miller, Inc., and its owned subsidiaries.

®Chemsurf is a registered trademark of Wilsonart International.

®Corian is a registered trademark of E.I. du Pont de Nemours and Company Corporation.

FLEXNET™ is a trademark of Milliken & Company.

Floor Saver Glide® is a registered trademark of Carpin Manufacturing, Inc.

®Geiger is a registered trademark of Geiger International.

®Microsoft and ®Natural Keyboard are registered trademarks of Microsoft Corporation.

®Place Textiles is a registered trademark of Place Textiles.