



GSA prices effective April 1, 2019
(based on January 7, 2019, commercial price list)
Published January 2020

Storage Systems

Meridian® Storage Towers

General Services Administration Federal Supply Service Authorized Federal Supply Schedule Price List

Online access to contract ordering information, terms and conditions, up-to-date pricing, and the option to create an electronic delivery order is available through GSA Advantage!, a menu-driven database system. The Internet address for GSA Advantage! is www.gsaadvantage.gov.

Office Furniture
FSC Group 71, Part 1
Contract Number: GS-03F-036DA
Contract Period: December 21, 2015—December 20, 2020

Herman Miller, Inc.
855 East Main Avenue
Zeeland, Michigan 49464
(616) 654 3000 Phone
(616) 654 8278 Fax
www.HermanMiller.com/government

Business Size: Large

Contract Information

1a. Special Item Numbers (SIN)

SIN 71-1

Packaged Offices

SIN 711-1

Furniture Systems

SIN 711-2

Computer Furniture

SIN 711-3

Filing and Storage Cabinets

SIN 711-11

Tables and Accessories

SIN 711-16

Upholstered Seating

SIN 711-18

Multi-Purpose Seating

SIN 711-91

Project Management

Services under this SIN may be used only in conjunction with the purchase of new furniture. Please contact your local Herman Miller representative to discuss the available labor categories (listed below). The hourly rates listed are "Not To Exceed" or "NTE" values.

Furniture Project Manager: \$64.75 per hour

Furniture Project Coordinator: \$49.00 per hour

Build-Out Project Manager: \$80.00 per hour

SIN 711-93

Reconfiguration and Relocation Services

Reconfiguration and Relocation Services will be provided by Herman Miller, Inc., or its participating dealer based on a fee not to exceed \$55 per hour, which applies to services totaling \$150,000 (per SIN) and below only. Services above \$150,000 shall be negotiated on a case-by-case basis. This SIN may only be used with the purchase of new product under SIN 711-1.

See * Additional Notes for Installation & Reconfiguration and Relocation Services.

SIN 711-94

Design/Layout

Design service will be provided by Herman Miller, Inc., or its participating dealer based on a fee not to exceed \$65 per hour.

SIN 711-95

Installation Services

Installation Services will be provided by Herman Miller, Inc., or its participating dealer based on a fee not to exceed \$55 per hour (\$82.50 per hour for after-hours Installation), which applies to services totaling \$150,000 (per SIN) and below only. Services above \$150,000 shall be negotiated on a case-by-case basis.

See * Additional Notes for Installation & Reconfiguration and Relocation Services.

* Additional Notes for Installation & Reconfiguration and Relocation Services:

FOB Destination (Drop Ship): Price includes product delivery to the site, brought to the tailgate of the truck. The purchaser is responsible for unloading.

Prices effective up to the maximum order by SIN only. Above the MO, pricing shall be negotiated on a case-by-case basis between the client and local dealer.

Standard Services are Subject to the Following Conditions:

Installation will be performed during normal weekday working hours.

Adequate facilities for delivery, unloading, moving and staging/storing the product during the installation process shall be provided.

Service work will not be hindered by other trades.

Electric, heat, and adequate elevator service will be furnished without charge.

The immediate installation area shall be complete and free of debris including the carpet/flooring before installation commences.

Any work requiring a licensed electrician is the responsibility of the buyer.

Additional Charges May Apply For:

Major Metro Markets and any non-ground floor installation.

Major Metro Markets include large population centers and urban environments.

Installation in a clinical/medical environment.

Special restrictions or limits established by local laws, ordinances or the directions of the buyer, including but not limited to restrictions on transportations of materials, street access to the job site and/or dock facilities.

Installations outside of a 50 mile radius of the servicing dealer.

Local Prevailing Wage and/or Union Labor Rates.

Any additional charges shall be quoted by the dealer and approved by the buyer prior to performance of the work.

SIN 711-96

Leasing

Contact Herman Miller participating government dealer for current leasing information.

SIN 711-99

New Product Introductions

Contract Information

continued

SIN 711-500

Order-Level Materials (OLMs)

This SIN is only for products and/or services used in direct support of the purchase of new furniture. It requires approval from the ordering Contract Officer. Please contact your local Herman Miller representative to discuss the appropriate use of this SIN.

1b. Lowest Priced Model

SIN 711-1:	G9999.B	\$9
SIN 711-2:	6-5-D	\$40
SIN 711-3:	L29P.15	\$11
SIN 711-11:	DT9A.	\$39
SIN 711-16:	OA401	\$43
SIN 711-18:	AS90598	\$51
SIN 711-99:	BVP3.S	\$12

1c. Not applicable

2. Maximum Order

SIN 711-1, SIN 711-2
\$500,000 net product value

SIN 711-3, SIN 711-11
\$300,000 net product value

SIN 711-16, SIN 711-18
\$200,000 net product value

SIN 711-93
\$150,000

SIN 711-94
\$150,000

SIN 711-95
\$150,000

SIN 711-96
\$500,000 net product value

SIN 711-99
\$50,000 net product value

SIN 711-500
\$100,000

3. Minimum Order

\$100 net

4. Geographic Coverage

Continental U.S.

Orders for Alaska, Hawaii, and Puerto Rico will be shipped F.O.B. inland carrier point of exportation.

5. Point of Production

Zeeland, Ottawa County, Michigan

Spring Lake, Ottawa County, Michigan

6. Pricing

Prices shown are list. Discounts include Industrial Funding Fee.

SIN 711-1

Product: Selected Action Office 1, Action Office 2, C-Style Overhead Storage, Ethospace System, Quadrant Pedestals, Supplemental Products, Tu Pedestals, and approved Herman Miller Options Products.

Standard Lead Time	Single Order Net Purchase	Discount From List
	\$100 - 250,000	73.8%
	\$250,001 - 500,000	76.8%

SIN 711-1

Product: Selected Nevi™ Tables, Nevi Link, Renew™ Tables, Renew Link and approved Herman Miller Options Products

Standard Lead Time	Single Order Net Purchase	Discount From List
	\$100 - 500,000	73.8%

SIN 711-1

Product: Selected Motia® Tables, and approved Herman Miller Options Products

Standard Lead Time	Single Order Net Purchase	Discount From List
	\$100 - 500,000	73.8%

SIN 711-1

Product: Tu Wood Pedestals and approved Herman Miller Options Products

Standard Lead Time	Single Order Net Purchase	Discount From List
	\$100 - 300,000	74.3%

SIN 711-1

Product: Selected Canvas Office Landscape (Beam, Channel, Dock, Group, Metal Storage, Private Office, Vista, Wall, and Wood Storage) and approved Herman Miller Options Products

Standard Lead Time	Single Order Net Purchase	Discount From List
	\$100 - 500,000	74.8%

Contract Information

continued

SIN 711-1

Product: Selected Layout Studio® and approved Herman Miller Options Products

Standard Lead Time	Single Order Net Purchase	Discount From List
	\$100 - 500,000	60.7%

SIN 711-1

Product: Selected Meridian Pedestals and approved Herman Miller Options Products

Standard Lead Time	Single Order Net Purchase	Discount From List
	\$100 - 500,000	64.2%

SIN 711-1

Product: Selected Thrive Portfolio and approved Herman Miller Options Products

Standard Lead Time	Single Order Net Purchase	Discount From List
	\$100 - 250,000	62%
	\$250,001 - 500,000	66.4%

SIN 711-2

Product: Canvas Metal Desk and approved Herman Miller Options Products

Standard Lead Time	Single Order Net Purchase	Discount From List
	\$100 - 500,000	74.8%

SIN 711-3

Product: Meridian Laterals, Towers, and Storage products and approved Herman Miller Options Products

Standard Lead Time	Single Order Net Purchase	Discount From List	Towers & Storage
	\$100 - 300,000	67.3%	66.3%
			62.7%

SIN 711-3

Product: Tu Lateral Files, Tu Storage, Tu Towers, Tu Wood Cases, Tu Wood Cubbies, Tu Wood Credenzas, Tu Wood Towers, and approved Herman Miller Options Products

Standard Lead Time	Single Order Net Purchase	Discount From List
	\$100 - 300,000	74.3%

SIN 711-11

Product: Selected Tables and Accessories and approved Herman Miller Options Products

Standard Lead Time	Single Order Net Purchase	Discount From List
Avive® Tables	\$100 - 250,000	72.8%
	\$250,001 - 500,000	74.8%
Eames® Conference & Dining Tables	\$100 - 250,000	73.6%
	\$250,001 - 300,000	77.6%
Everywhere™ Tables	\$100 - 300,000	73.8%
Headway™ Tables	\$100 - 300,000	73.8%

SIN 711-16

Product: Swoop upholstered seating products and approved Herman Miller Options Products

Standard Lead Time	Single Order Net Purchase	Discount From List
Plex® Lounge Furniture	\$100 - 200,000	59.5%
Swoop™	\$100 - 200,000	60.7%
Valor™ Family	\$100 - 200,000	54.91%

SIN 711-18

Product: Selected Seating and approved Herman Miller Options Products

Standard Lead Time	Single Order Net Purchase	Discount From List
Aeron®	\$100 - 200,000	64.5%
Aside®	\$100 - 200,000	64.2%
Caper®	\$100 - 200,000	61.5%
Celle®	\$100 - 200,000	59.7%
Cosm™	\$100 - 200,000	61.7%
Embody®	\$100 - 200,000	59.7%
Keyn	\$100 - 200,000	57.7%
Lino™	\$100 - 200,000	63.7%
Mirra® 2	\$100 - 200,000	61.7%
Sayl®	\$100 - 200,000	62.2%
Setu®	\$100 - 200,000	59.7%
Verus™	\$100 - 200,000	63.7%

SIN 711-99

Product: Selected Exclave®, Locale®, Public Office Landscape®, Resolve® System, and approved Herman Miller Options Products

Standard Lead Time	Single Order Net Purchase	Discount From List
Exclave	\$100 - 50,000	61.7%
Intent Solution	\$100 - 50,000	58.7%
Locale	\$100 - 50,000	63.7%
Public Office Landscape	\$100 - 50,000	61.7%
Resolve System	\$100 - 50,000	69.8%

Contract Information

continued

7. Quantity Discounts

Reference item #6.

8. Payment Term

Net 30 days

9. Government Commercial Credit Card

- a. Government commercial credit cards are accepted below the micropurchase threshold.
- b. Government commercial credit cards are accepted above the micropurchase threshold.

10. Foreign Items

None

11. Time of Delivery

- a. 90 day ARO
- b. Expedited delivery: Items listed in the 10-Day section of the catalogs are available for expedited delivery.
- c. Overnight/2-day delivery: Select items may be available for overnight or 2-day delivery. Contact Herman Miller or a participating dealer for availability and rates.
- d. Urgent requirements: Agencies may contact contractor or participating dealer to request faster delivery.

12. F.O.B.

F.O.B. destination except Alaska, Hawaii, and Puerto Rico, which will be shipped F.O.B. inland carrier point of exportation.

13. Ordering Address

- a. Herman Miller, Inc.,
Government Customer Care 0161
855 East Main Avenue
Zeeland MI 49464.
- b. For supplies and services, the ordering procedures information on Blanket Purchase Agreements (BPA's) and a sample BPA can be found at the GSA/FSS Schedule homepage (www.fss.gsa.gov/schedules).

14. Payment Address.

Herman Miller, Inc.
22764 Network Place
Chicago, IL 60673-1227

15. Warranty

Herman Miller, Inc., commercial warranty applies.

16. Export Packing Charge

Prices supplied on request.

17. Terms and Conditions of Government Purchase Card Acceptance

(any thresholds above the micropurchase level)

None.

18. Rental Maintenance and Repair Terms

Not applicable

19. Terms and Conditions of Installation

Installation Services will be provided by Herman Miller, Inc., or its participating dealer based on a fee not to exceed \$55 per hour (\$82.50 per hour for after-hours Installation), which applies to services totaling \$150,000 (per SIN) and below only. Services above \$150,000 shall be negotiated on a case-by-case basis.

Additional Notes for Installation & Reconfiguration and Relocation Services:

FOB Destination (Drop Ship): Price includes product delivery to the site, brought to the tailgate of the truck. The purchaser is responsible for unloading.

Prices effective up to the maximum order by SIN only. Above the MO, pricing shall be negotiated on a case-by-case basis between the client and local dealer.

Standard Services are Subject to the Following Conditions:

Installation will be performed during normal weekday working hours.

Adequate facilities for delivery, unloading, moving and staging/storing the product during the installation process shall be provided.

Service work will not be hindered by other trades.

Electric, heat, and adequate elevator service will be furnished without charge.

The immediate installation area shall be complete and free of debris including the carpet/flooring before installation commences.

Any work requiring a licensed electrician is the responsibility of the buyer.

Additional Charges May Apply For:

Major Metro Markets and any non-ground floor installation.

Major Metro Markets include large population centers and urban environments.

Installation in a clinical/medical environment.

Special restrictions or limits established by local laws, ordinances or the directions of the buyer, including but not limited to restrictions on transportations of materials, street access to the job site and/or dock facilities.

Installations outside of a 50 mile radius of the servicing dealer.

Local Prevailing Wage and/or Union Labor Rates.

Any additional charges shall be quoted by the dealer and approved by the buyer prior to performance of the work.

Contract Information

continued

20. Terms and Conditions of Repair Parts

Not applicable

Herman Miller has earned the 4 Star Diversity Visionary Award. This award celebrates the diversity, equality, and inclusion work of Herman Miller. The award is presented at the annual Diversity Equity Inclusion Summit, held by the Grand Rapids Area Chamber of Commerce.

21. Service and Distribution Points

For service and distribution points nearest you, call (800) 851 1196.

Herman Miller named one of the Best and Brightest in Wellness for the fifth year in a row.

22. Participating Dealers

Access Herman Miller web site for current list of participating dealers: www.HermanMiller.com/government.

Working Mother magazine has recognized Herman Miller as one of the 2017 Working Mother 100 Best Companies.

23. Preventive Maintenance

Not applicable

Herman Miller earned our tenth consecutive perfect score in Human Rights Campaign (HRC) Foundation's 2017 Corporate Equality Index.

24a. Special Attributes.

2018

Herman Miller receives the Corporation of the Year—Consumer Products award from the Michigan Minority Supplier Development Council.

As one of the top-scoring companies in our industry for the thirteenth consecutive year, Herman Miller has qualified for inclusion in RobecoSAM's 2017 Sustainability Yearbook and received the Bronze Class distinction for our excellent economic, environmental, and social sustainability performance.

Herman Miller achieves the Advanced Excellence in Supplier Diversity Award from the Great Lakes Women's Business Council for doing business with women-owned suppliers.

Herman Miller has once again earned the WorldatWork Seal of Distinction, a unique standard of excellence in work-life effectiveness that shows we provide a distinct, mutually beneficial workplace experience.

As one of the top-scoring companies in the industry for the fourteenth consecutive year, Herman Miller has qualified for inclusion in RobecoSAM's 2018 Sustainability Yearbook and received the Silver Class distinction for excellent sustainability performance—economic, environmental, and social.

2016

Herman Miller was recognized as the Business of the Year at the Annual Meeting of the West Michigan Environmental Action Council (WMEAC). This award goes to the business with the greatest depth and breadth of support, unwavering dedication to environmental action in West Michigan, and a strong corporate commitment to environmental advocacy.

Aeron receives Good Design Award from The Chicago Athenaeum Museum of Architecture and Design.

The 101 Best and Brightest Sustainable Companies once again (fifth consecutive year) recognized Herman Miller as an organization in Michigan (and for the first time, in the nation) that exhibits leadership and innovation in its approach to sustainability.

The Cosm Chair won the 2018 Best of NeoCon Gold Award in the Ergonomic Seating Category, the Interior Design HiP Award in the Ergonomic Seating Category, and a #MetropolisLikes Award. Cosm also won Mix Interiors "Product of the Year—Task" award.

Herman Miller has been recognized by the Michigan Minority Supplier Development Council (MMSDC), as a "Corporation of the Year", and we also received a "2016 Excellence in Supplier Diversity Award" from the Great Lakes Women's Business Council. Additionally, we are the only West Michigan company this year to receive an "Ambassadors Championing Excellence" Award from the MMSDC.

For the 11th consecutive year, Herman Miller received a perfect score on the Corporate Equality Index and we were designated as Best Place to Work for LGBT equality. This report evaluates U.S. companies in terms of diversity, particularly their LGBT-related policies and practices.

2017

Herman Miller was named the 2017 "Corporation of the Year" in the consumer products sector by the Michigan Minority Supplier Development Council (MMSDC).

Plex Lounge Furniture from Herman Miller receives #MetropolisLikes award at NeoCon 2016.

Plex Lounge Furniture from Herman Miller receives Interior Design HiP Award for Workplace Seating/Lounge at NeoCon 2016.

Herman Miller has received a 2017 SEAL (Sustainability, Environmental Achievement and Leadership) Business Sustainability Award.

Spot Stools from Herman Miller Collection receive Interior Design HiP Award for Hospitality Seating at NeoCon 2016.

Contract Information

continued

Herman Miller has been named a 2020 Women on Boards Winning Company. Companies selected for this recognition are considered champions of board diversity as 20 percent or more of their board seats are occupied by women.

Herman Miller selected for inclusion in the 2016 RobecoSAM Sustainability Yearbook for twelfth consecutive year.

Herman Miller again earns the WorldatWork Work-Life 2016 Seal of Distinction. This award identifies organizations that focus on programs that promote work-life balance and overall well-being.

2015

Herman Miller earns ninth consecutive perfect score in Human Rights Campaign (HRC) Foundation's 2016 Corporate Equality Index and we were designated as Best Place to Work for LGBT equality.

This is the fourth consecutive year that Herman Miller was named one of Michigan's Best and Brightest Sustainable Companies.

Herman Miller has received the Best and Brightest in Wellness Award for the third year in a row. This program is an innovative initiative that recognizes and celebrates quality and excellence in health awareness.

Herman Miller received the Forest Stewardship Council (FSC) Leadership Award for longstanding commitment to manufacturing with wood sourced from responsibly managed forests, which reduces environmental impacts by protecting against deforestation and forest degradation.

Herman Miller accepted its second Excellence in Reusable Packaging Award from the Reusable Packaging Association.

Herman Miller has once again been recognized for its commitment to best-in-class economic, environmental, and societal sustainability, earning a spot on the prestigious Dow Jones Sustainability Index (DJSI) for the twelfth consecutive year. We are the only contract furniture company recognized globally for its corporate sustainability leadership.

Herman Miller selected for inclusion in the 2015 RobecoSAM Sustainability Yearbook; awarded Bronze Class distinction for excellent sustainability performance for the second consecutive year.

Herman Miller received a Michigan Business Pollution Prevention (MBP3) Certificate – a recognition given by the Michigan Department of Environmental Quality (MDEQ) to organizations committed to environmental stewardship, conservation, and sustainable operations. This basic partnership with the MDEQ, which we've maintained since 1998, makes us eligible for our Clean Corporate Citizen (CCC) status that began in 2004 and our Environmental Leader status, which we received for the first time this past year.

MedAssets named Herman Miller Healthcare as Platinum Suppliers. MedAssets, a large group purchasing organization, helps providers enhance operational and financial performance so they can sustainably serve the needs of their community.

Herman Miller honored with five of 20 spots for the Michigan Environmental Leaders Award by the Michigan Department of Environmental Quality for our outstanding, voluntary environmental stewardship.

Renew Sit-to-Stand tables recognized on Record Products 2014 list by Architectural Record.

Herman Miller was again awarded a perfect score in the 2015 Corporate Equality Index. This is the eighth consecutive year we received a perfect score.

2014

Herman Miller has received the Best and Brightest in Wellness Award for the second year in a row. This program is an innovative initiative that recognizes and celebrates quality and excellence in health awareness.

Herman Miller's Locale wins International Design Excellence Awards (IDEA) Gold in the Office & Productivity category.

Herman Miller achieves eleventh consecutive listing on Dow Jones Sustainability World Index, an international stock portfolio that evaluates the annual performance of the world's largest 2500 companies using economic, environmental, and social criteria, known as the "triple bottom line" of sustainability.

2013

Herman Miller achieves tenth consecutive listing on Dow Jones Sustainability World Index.

Herman Miller has received the Best and Brightest in Wellness Award. This program is an innovative initiative that recognizes and celebrates quality and excellence in health awareness.

Herman Miller Earns Perfect Score on the Corporate Equality Index. We are one of only 303 major U.S. businesses to receive a perfect score in 2013, an achievement we have now obtained seven years in a row.

Herman Miller is listed in Forbes Magazine inaugural "Platinum List" of America's 400 best managed, large companies.

For the second consecutive year, Herman Miller is honored as one of West Michigan's "101 Best and Brightest Sustainable Companies".

2012

Herman Miller accepted its first Excellence in Reusable Packaging Award from the Reusable Packaging Association.

Contract Information

continued

Herman Miller is named “Corporation of the Year” in the commercial products sector by the Michigan Minority Supplier Development Council.

In July 2012 Herman Miller was inducted into the Made in the USA Hall of Fame. Herman Miller is one of only 20 companies across the nation to receive this distinction.

Herman Miller achieves ninth consecutive listing on Dow Jones Sustainability World Index.

Herman Miller is honored as one of West Michigan’s 101 Best and Brightest Sustainable Companies.

The Sustainable Asset Management (SAM) group selected Herman Miller for inclusion in “The Sustainability Yearbook 2012” and has awarded Herman Miller both the “SAM Sector Leader” and “SAM Sector Mover” distinctions.

Herman Miller was named one of 16 Section Leaders on Climate Counts 2011-2012 Scorecard Report, making us the industry leader for Home and office Furnishings.

SGS International Certification Services, Inc., recognizes Herman Miller’s manufacturing sites, Midwest Distribution Center, and Design Yard for initial certification to the OHSAS 18001 standard as well as re-certification to ISO 14001.

2011

Trust Across America, a company dedicated to unraveling the complexities of trustworthy business behavior, listed Herman Miller as one of their “Top Ten Most Trustworthy Companies in America 2011.”

The U.S. Environmental Protection Agency (EPA) selected Herman Miller, as a WasteWise Gold Achievement—Climate Change winner.

Herman Miller achieves eighth consecutive listing on Dow Jones Sustainability World Index, an international stock portfolio that evaluates the annual performance of the world’s largest 2500 companies using economic, environmental, and social criteria, known as the “triple bottom line” of sustainability.

The Michigan Minority Supplier Development Council (MMSDC) named Herman Miller as its “Corporation of the Year” in the commercial products sector. This was the fifth time Herman Miller has received this award since 2005.

Herman Miller accepted its third Neighborhood Environmental Partners (NEP) award from the Michigan Department of Natural Resources and Environment.

Herman Miller receives the Reader’s Choice award from TreeHugger’s Best of Green: Design and Architecture category for the SAYL chair.

Herman Miller earns Citibank’s Global Environmental Vendor of the Year award.

The SAYL chair from Herman Miller was dubbed the “Product Design of the Year” from the 2010 International Design Awards (IDA) jury.

Herman Miller Healthcare’s Compass system was awarded a 2011 Medical Design Excellence Award (MDEA) for its research-based design and ability to be used in a variety of healing spaces, while simultaneously improving the overall delivery of healthcare.

The Sustainable Asset Management (SAM) Group selected Herman Miller for inclusion in the “Sustainability Yearbook 2011” and awarded us both the “SAM Sector Leader” and “SAM Sector Mover” distinctions.

Herman Miller has received the top rating for a fourth consecutive year in the Human Rights Campaign (HRC) Foundation’s eighth annual Corporate Equality Index. The “Best Places to Work for LGBT Equality” distinction is awarded to businesses that scored 100% on the HRC Foundation’s 2011 Corporate Equality Index.

Herman Miller again tops contract furniture industry in FORTUNE’s ‘Most Admired’ Companies survey. For the 23rd time in 25 years.

24b. Section 508 Compliance

Not applicable

25. Data Universal Numbering System (DUNS): 00-601-2801

26. Registered in System for Award Management (www.SAM.gov) Database

27. Cancellation

Prior to production, no cancellation charge will apply. After production, only actual cost incurred that the contractor can demonstrate if items are sold after 3 months.

28. Restocking Charges

Agencies must notify the contractor for authorization prior to returning any items. The customer agency will be required to pay all packaging and return freight charges. A restocking fee of 50% for Systems Furniture and 35% for all other product lines will be charged for any returned items.

Herman Miller Miscellaneous Information:

Federal ID Number: 38-0837640

Commercial and Government Entity Code (CAGE): 40636

Data Universal Numbering System (DUNS) 00-601-2801

Commercial Entity Code (CEC): 00702290J

Introduction	page 2
Meridian® Storage Towers	3
Vertical Towers	5
Tower Components	87
Tower Accessories	92
Indices	99
By Name	99
By Number	101
Appendices	
20-Day or Less/Assigned Lead-Time Order Information	
Keyed-Alike Information	
Stain-to-Match Program	
For the latest materials information, refer to the Materials pages on HermanMiller.com.	

A Note on the Organization of This Book

There are a few signals that will help you understand the organization of this book. Once you know them, you should be able to find your way around easily.

Like a newspaper, this book is formatted with columns of text and illustrations that run vertically.

Information wraps from one column to the next and continues for as many pages as it needs to.

Black bars are clues.

A black bar at the top of a page signals the start of information about a product.

This information is divided into two sections, each signaled by a black bar. Product Information includes a description, additional notes, and dimensional drawings. Specification Information, which always begins at the top of a column, includes a series of steps. Each step represents a decision you need to make in order to complete your product number. Steps must be followed sequentially. The number of pages needed to complete information on a product varies; some will be complete in one page; others may fill three or four pages. Just continue going through the steps until you run into the next product, signaled by the black bar at the top of the page.

Black tabs running along the outside edge of the page help you locate what section you are in or what section you want to go to. You can thumb forwards or backwards to find a section; tabs and text appear on both sides of the page.

The additional pages in the back of the book include the appendices and indices. They are signaled by a long black bar running along the outside edge of the page.

The index is presented two ways.

The first index is in alphabetical order by product name. It can be helpful if you are new to the products and numbering scheme or if you are looking for a type of product, such as work chair or round table. The second index is by product number. It lists, in alphanumeric order, the base product number, typically a five-digit number.

General Information

This book is effective April 1, 2019, subject to change without notice. Products may be purchased from authorized Herman Miller dealers who will quote prices upon request. For more information about our products and services or to see a list of dealers, visit www.HermanMiller.com.


All prices are list prices. Additional services, such as planning services, design, storage, and installation, are not included and must be added to these prices when the additional services are requested.


Illustrations, specifications, and prices are based on the latest information at the time of publication. The right is reserved to make changes at any time without notice in prices, fabrics, finishes, materials, specifications, and models, and also to discontinue models and finishes.

Dimensions shown in the drawings are engineering drawing dimensions rounded up to the nearest 1/8". Product is shipped set up or knocked down. Products that include "Shipped knocked down" in the description require some assembly. If this statement does not appear in the description, the product is shipped assembled.

Service problems are normally handled by a Herman Miller authorized dealer. Where this cannot be accomplished on a local level, service problems should be referred to the Customer Care Representative for your region, Herman Miller, Inc., Zeeland, Michigan 49464.

20-Day or Less/Assigned Lead-Time Shipments

All products and options in this price book not designated by an Assigned Program icon  will ship in **20 business days or less** after being acknowledged by Herman Miller.

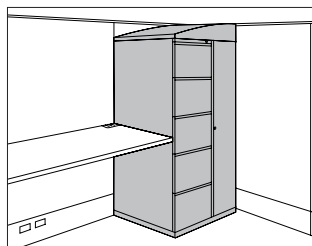
Products and options designated by an  are on the assigned lead-time program and may ship in 20 days, less than 20 days, or more than 20 days from order acknowledgement.

Vertical Towers

Tower Components

Tower Accessories

Vertical Tower with Wardrobe, Standard Pull



MTN16.
MTN26.
MTN36.
MTN46.
MTN56.
MTN66.

Product Information

Description

This 24"-wide freestanding storage tower is available in 3 heights and has a wardrobe on 1 side and drawers on the other side. It is available in smooth steel with a metal or veneer top and standard pulls. 5 base heights are available; all bases include adjustable glides. A counterweight is included in the 24 $\frac{5}{8}$ " towers.

The towers have a 9"-wide wardrobe/briefcase storage area and a lock. Letter-width file drawers include a file compressor; box drawers include an adjustable metal divider. 1 lock controls all drawers. The 24"-high tower has a wardrobe area for storage of personal items or a briefcase; the 36"-high tower has a coat hook for shorter-length coats or sweaters; the 48"-high tower has a side-to-side coat rod for coats and jackets. All wardrobes include a lock.

Notes

Front-facing filing module is the reference point when specifying location of wardrobe and orientation of full- or half-dome top.

2 box drawers may be specified in place of 1 file drawer in predetermined locations.

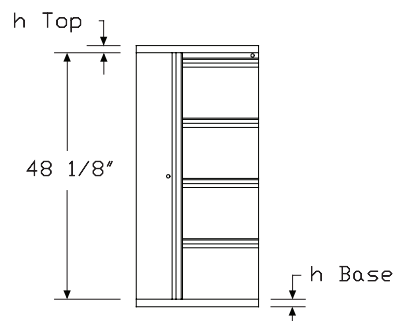
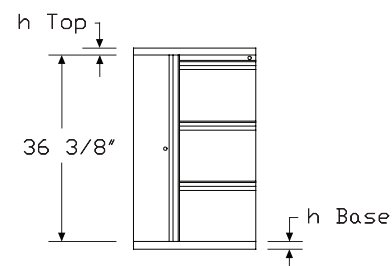
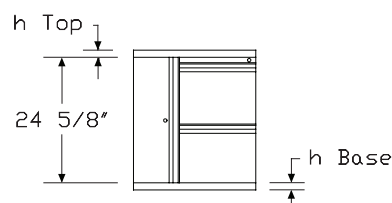
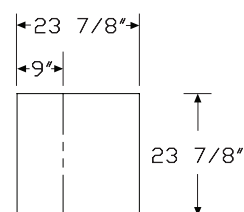
Dimensional illustrations do not include all possible configurations.

Order optional accessories separately:

- Drawer divider (73-1567-D)
- File drawer organizer (73-9874-FDO)
- Pencil tray (73-1516-PT)
- Stationery tray (73-7082-SST)

All locks in unit are factory installed and are keyed alike within unit. For specific numbering choices, specify KA and order lock plugs separately. See Keyed-Alike Information in Appendices.

Dimensions



Vertical Tower with Wardrobe, Standard Pull *continued*

Specification Information			
Step 1.			
MTN			
Step 2. Height/Wardrobe Location			
16.24	24 ⁵ / ₈ " high, wardrobe left		
26.24	24 ⁵ / ₈ " high, wardrobe right		
36.24	36 ³ / ₈ " high, wardrobe left		
46.24	36 ³ / ₈ " high, wardrobe right		
56.24	48 ¹ / ₈ " high, wardrobe left		
66.24	48 ¹ / ₈ " high, wardrobe right		
Step 3. Drawer Configuration/Lock Option			
For 24 ⁵ / ₈ " high, wardrobe left (16.24) or 24 ⁵ / ₈ " high, wardrobe right (26.24)			
R	file/file, 1 lock		
S	box/box/file, 1 lock		
For 36 ³ / ₈ " high, wardrobe left (36.24) or 36 ³ / ₈ " high, wardrobe right (46.24)			
T	file/file/file, 1 lock		
V	box/box/file/file, 1 lock		
For 48 ¹ / ₈ " high, wardrobe left (56.24) or 48 ¹ / ₈ " high, wardrobe right (66.24)			
W	file/file/file/file, 1 lock		
X	file/box/box/file/file, 1 lock		
Step 4. Paint/Steel Type			
S	smooth paint on smooth steel		
X	textured paint on smooth steel		
Prices for Steps 1-4.			
		S	X
MTN16.24 R		\$1346	1346
S		\$1399	1399
MTN26.24 R		\$1346	1346
S		\$1399	1399
MTN36.24 T		\$1711	1711
V		\$1765	1765
MTN46.24 T		\$1711	1711
V		\$1765	1765

MTN56.24 W	\$2443	2443
X	\$2496	2496
MTN66.24 W	\$2443	2443
X	\$2496	2496

Step 5. Surface Finish

Nonmetallic Paint

For smooth paint on smooth steel (S)

8Q	folkstone grey	+\$0
91	white	+\$0
98	studio white A	+\$0
BU	black umber	+\$0
G2	graphite satin	+\$0
HF	inner tone light	+\$0
HT	inner tone	+\$0
LT	light tone	+\$0
LU	soft white	+\$0
MT	medium tone	+\$0
SG	slate grey	+\$0
WA	wheat	+\$0
WL	sandstone	+\$0

Metallic Paint

For smooth paint on smooth steel (S)

CN	metallic champagne	+\$0
EH	metallic bronze	+\$0
MS	metallic silver	+\$0

Sand Texture Paint

For textured paint on smooth steel (X)

91	white	+\$0
98	studio white A	+\$0
BK	black	+\$0
CL	cool grey neutral	+\$0
G1	graphite	+\$0
WN	warm grey neutral	+\$0

Vertical Tower with Wardrobe, Standard Pull *continued*

Step 6. Top

T1	1"-high squared-edge top	+\$0
T2	1 1/4"-high squared-edge top	+\$0
TF	1 1/4"-high wood veneer top <input type="checkbox"/> A	+\$210
D1	6 1/2"-high full dome, side-to-side	+\$210
D2	6 1/2"-high full dome, front-to-back	+\$210
H1	6 1/2"-high half dome, sloping left	+\$210
H2	6 1/2"-high half dome, sloping right	+\$210
H3	6 1/2"-high half dome, sloping front	+\$210
H4	6 1/2"-high half dome, sloping back	+\$210
TV1	1 1/8"-high wood veneer top and wood composite edge with oversail front <input type="checkbox"/> A	+\$315

Step 7. Veneer Top Finish

Wood Veneer

For 1 1/8"-high wood veneer top and wood composite edge with oversail front (TV1)

40	dark brown walnut <input type="checkbox"/> A	+\$24
ED	aged cherry <input type="checkbox"/> A	+\$24
EK	medium red walnut <input type="checkbox"/> A	+\$24
EW	medium matte walnut <input type="checkbox"/> A	+\$24
ET	clear on ash <input type="checkbox"/> A	+\$24
EU	oak on ash <input type="checkbox"/> A	+\$24
EV	walnut on ash <input type="checkbox"/> A	+\$24
UL	natural maple <input type="checkbox"/> A	+\$24
UX	walnut on cherry <input type="checkbox"/> A	+\$24

Wood Veneer

For 1 1/4"-high wood veneer top (TF)

2U	light brown walnut <input type="checkbox"/> A	+\$24
40	dark brown walnut <input type="checkbox"/> A	+\$24
ED	aged cherry <input type="checkbox"/> A	+\$24
EK	medium red walnut <input type="checkbox"/> A	+\$24
EW	medium matte walnut <input type="checkbox"/> A	+\$24
ET	clear on ash <input type="checkbox"/> A	+\$24
EU	oak on ash <input type="checkbox"/> A	+\$24
EV	walnut on ash <input type="checkbox"/> A	+\$24
UL	natural maple <input type="checkbox"/> A	+\$24
UX	walnut on cherry <input type="checkbox"/> A	+\$24

Step 8. Base Height

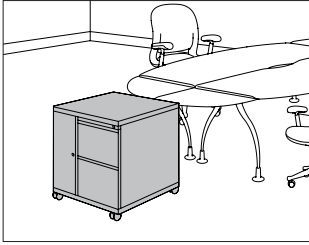
B1	1"-high base	+\$0
B2	1 1/2"-high base	+\$0
B3	2 1/4"-high base	+\$0
B4	3 1/4"-high base	+\$0
B5	4 1/4"-high base	+\$30

Step 9. Lock

For file/file, 1 lock (R), file/file/file, 1 lock (T), file/file/file/file, 1 lock (W), box/box/file, 1 lock (S), box/box/file/file, 1 lock (V), or file/box/box/file/file, 1 lock (X)

KA	keyed alike	-\$10
KC	keyed differently, chrome	+\$0
KD	keyed differently, black	+\$0

Mobile Vertical Tower with Wardrobe, Standard Pull



MTC16.
MTC26.
MTC36.
MTC46.
MTC56.
MTC66.

Product Information

Description

This 24"-wide mobile storage tower is available in 3 heights and has a wardrobe on 1 side and drawers on the other side. It is available in smooth steel with a metal or veneer top and standard pulls.

The 5½"-high caster base includes a 1½"-high metal frame with 4 4"-diameter casters; 2 casters include a brake. A counterweight is included in all towers.

The towers have a 9"-wide wardrobe/briefcase storage area and a lock. Letter-width file drawers include a file compressor; box drawers include an adjustable metal divider. 1 lock controls all drawers. The 24"-high tower has a wardrobe area for storage of personal items or a briefcase; the 36"-high tower has a coat hook for shorter-length coats or sweaters; the 48"-high tower has a side-to-side coat rod for coats and jackets. All wardrobes include a lock.

Notes

Front-facing filing module is the reference point when specifying location of wardrobe and orientation of full- or half-dome top.

Casters must be field installed.

2 box drawers may be specified in place of 1 file drawer in predetermined locations.

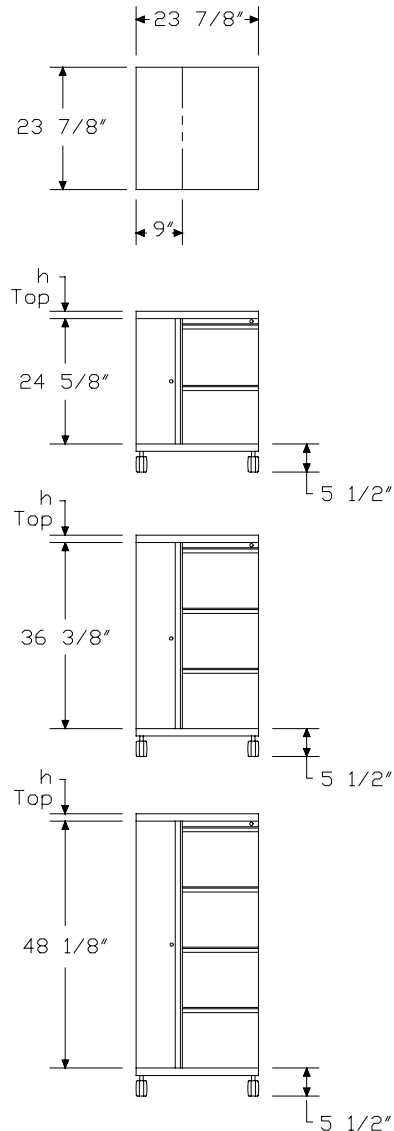
Dimensional illustrations do not include all possible configurations.

Order optional accessories separately:

- Drawer divider (73-1567-D)
- File drawer organizer (73-9874-FDO)
- Pencil tray (73-1516-PT)
- Stationery tray (73-7082-SST)

All locks in unit are factory installed and are keyed alike within unit. For specific numbering choices, specify KA and order lock plugs separately. See Keyed-Alike Information in Appendices.

Dimensions



Mobile Vertical Tower with Wardrobe, Standard Pull *continued*

Specification Information			
Step 1.			
MTC			
Step 2. Height/Wardrobe Location			
16.24	24 ⁵ / ₈ " high, wardrobe left		
26.24	24 ⁵ / ₈ " high, wardrobe right		
36.24	36 ³ / ₈ " high, wardrobe left		
46.24	36 ³ / ₈ " high, wardrobe right		
56.24	48 ¹ / ₈ " high, wardrobe left		
66.24	48 ¹ / ₈ " high, wardrobe right		
Step 3. Drawer Configuration/Lock Option			
For 24 ⁵ / ₈ " high, wardrobe left (16.24) or 24 ⁵ / ₈ " high, wardrobe right (26.24)			
R	file/file, 1 lock		
S	box/box/file, 1 lock		
For 36 ³ / ₈ " high, wardrobe left (36.24) or 36 ³ / ₈ " high, wardrobe right (46.24)			
T	file/file/file, 1 lock		
V	box/box/file/file, 1 lock		
For 48 ¹ / ₈ " high, wardrobe left (56.24) or 48 ¹ / ₈ " high, wardrobe right (66.24)			
W	file/file/file/file, 1 lock		
X	file/box/box/file/file, 1 lock		
Step 4. Paint/Steel Type			
S	smooth paint on smooth steel		
X	textured paint on smooth steel		
Prices for Steps 1-4.			
		S	X
MTC16.24	R	\$1549	1549
	S	\$1601	1601
MTC26.24	R	\$1549	1549
	S	\$1601	1601
MTC36.24	T	\$1916	1916
	V	\$1969	1969
MTC46.24	T	\$1916	1916
	V	\$1969	1969

MTC56.24 W	\$2647	2647
X	\$2701	2701
MTC66.24 W	\$2647	2647
X	\$2701	2701

Step 5. Surface Finish

Nonmetallic Paint		
<i>For smooth paint on smooth steel (S)</i>		
8Q	folkstone grey	+\$0
91	white	+\$0
98	studio white A	+\$0
BU	black umber	+\$0
G2	graphite satin	+\$0
HF	inner tone light	+\$0
HT	inner tone	+\$0
LT	light tone	+\$0
LU	soft white	+\$0
MT	medium tone	+\$0
SG	slate grey	+\$0
WA	wheat	+\$0
WL	sandstone	+\$0

Metallic Paint		
<i>For smooth paint on smooth steel (S)</i>		
CN	metallic champagne	+\$0
EH	metallic bronze	+\$0
MS	metallic silver	+\$0

Sand Texture Paint		
<i>For textured paint on smooth steel (X)</i>		
91	white	+\$0
98	studio white A	+\$0
BK	black	+\$0
CL	cool grey neutral	+\$0
G1	graphite	+\$0
WN	warm grey neutral	+\$0

Mobile Vertical Tower with Wardrobe, Standard Pull *continued*

Step 6. Top		
T1	1"-high squared-edge top	+\$0
T2	1 1/4"-high squared-edge top	+\$0
TF	1 1/4"-high wood veneer top <input type="checkbox"/>	+\$210
D1	6 1/2"-high full dome, side-to-side	+\$210
D2	6 1/2"-high full dome, front-to-back	+\$210
H1	6 1/2"-high half dome, sloping left	+\$210
H2	6 1/2"-high half dome, sloping right	+\$210
H3	6 1/2"-high half dome, sloping front	+\$210
H4	6 1/2"-high half dome, sloping back	+\$210
TV1	1 1/8"-high wood veneer top and wood composite edge with oversail front <input type="checkbox"/>	+\$315

Step 7. Veneer Top Finish

Wood Veneer

For 1 1/8"-high wood veneer top and wood composite edge with oversail front (TV1)

40	dark brown walnut <input type="checkbox"/>	+\$24
ED	aged cherry <input type="checkbox"/>	+\$24
EK	medium red walnut <input type="checkbox"/>	+\$24
EW	medium matte walnut <input type="checkbox"/>	+\$24
ET	clear on ash <input type="checkbox"/>	+\$24
EU	oak on ash <input type="checkbox"/>	+\$24
EV	walnut on ash <input type="checkbox"/>	+\$24
UL	natural maple <input type="checkbox"/>	+\$24
UX	walnut on cherry <input type="checkbox"/>	+\$24

Wood Veneer

For 1 1/4"-high wood veneer top (TF)

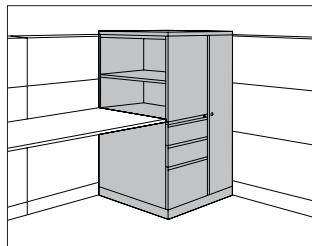
2U	light brown walnut <input type="checkbox"/>	+\$24
40	dark brown walnut <input type="checkbox"/>	+\$24
ED	aged cherry <input type="checkbox"/>	+\$24
EK	medium red walnut <input type="checkbox"/>	+\$24
EW	medium matte walnut <input type="checkbox"/>	+\$24
ET	clear on ash <input type="checkbox"/>	+\$24
EU	oak on ash <input type="checkbox"/>	+\$24
EV	walnut on ash <input type="checkbox"/>	+\$24
UL	natural maple <input type="checkbox"/>	+\$24
UX	walnut on cherry <input type="checkbox"/>	+\$24

Step 8. Lock

For file/file, 1 lock (R), file/file/file, 1 lock (T), file/file/file/file, 1 lock (W), box/box/file, 1 lock (S), box/box/file/file, 1 lock (V), or file/box/box/file/file, 1 lock (X)

KA	keyed alike	-\$10
KC	keyed differently, chrome	+\$0
KD	keyed differently, black	+\$0

Vertical Tower with Wardrobe and Side-Facing Bookcase, Standard Pull



MTB16.
MTB26.
MTB36.
MTB46.
MTB56.
MTB66.

Product Information

Description

This freestanding storage tower has a wardrobe and modules for display materials, binders, filing materials, and personal items. It is available in 3 heights and has a wardrobe on 1 side and a side-facing bookcase and drawers on the other side. The tower is available in smooth steel. The tower has a metal or veneer top and standard pulls. 5 base heights are available; all bases include adjustable glides.

The 24"-wide tower has a 9"-wide wardrobe; the 30"-wide tower has a 15"-wide wardrobe. Both wardrobes include a side-to-side coat rod and lock. Letter-width file drawers include a file compressor; box drawers include an adjustable metal divider. 1 lock controls all drawers.

The 23½"-high bookcase includes 1 adjustable shelf to create openings for 1 row of binders and 1 row of display material. The 26¼"- and 27⅝"-high bookcases include 1 adjustable shelf to create openings for 2 rows of binders or display materials. The 35¼"-high bookcase includes 2 adjustable shelves to create openings for 2 rows of binders and 1 row of display materials. The 39⅜"-high bookcase includes 2 adjustable shelves to create openings for 3 rows of binders. Shelves adjust in 1¼" increments.

Notes

Front-facing filing module is the reference point when specifying location of wardrobe and orientation of full- or half-dome top.

When specifying tower with 2 file drawers (R) and aligning bookcase with standard 29"-high work surface, specify 3¼"-high base (B4).

2 box drawers may be specified in place of 1 file drawer in predetermined locations.

Dimensional illustrations do not include all possible configurations.

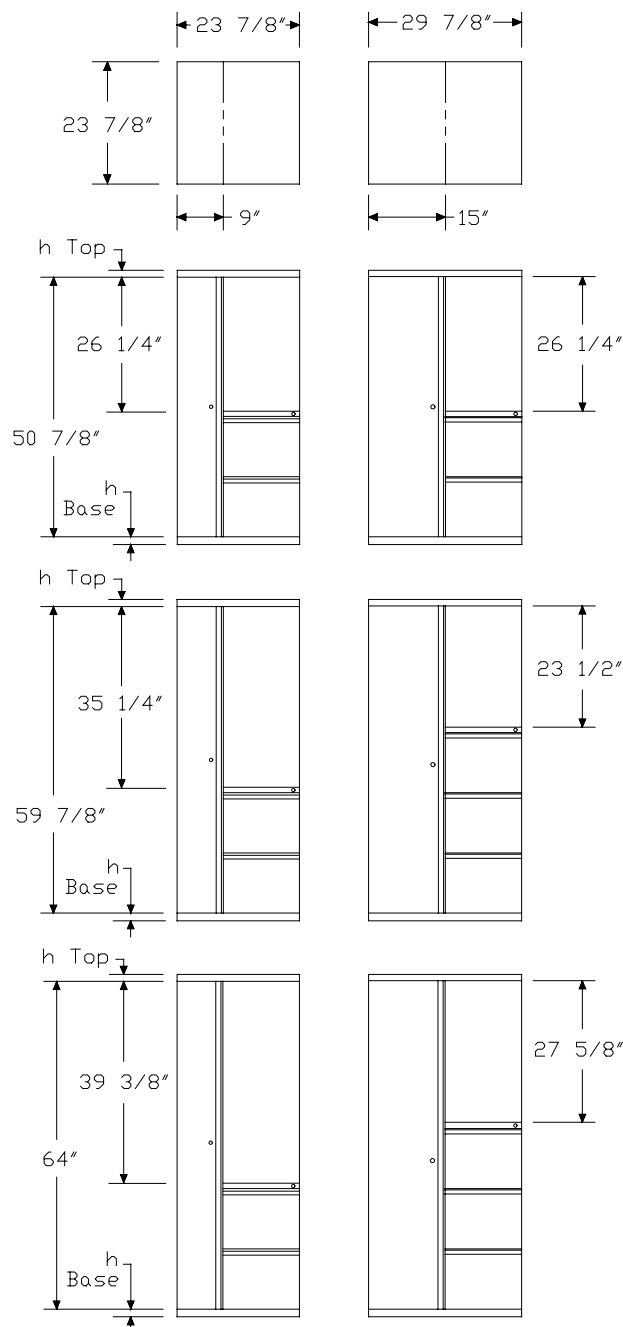
Order optional accessories separately:

- Adjustable shelf for side-facing bookcase (MTAS.A)
- Drawer divider (73-1567-D)
- File drawer organizer (73-9874-FDO)
- Pencil tray (73-1516-PT)
- Stationery tray (73-7082-SST)

All locks in unit are factory installed and are keyed alike within unit. For specific numbering choices, specify KA and order lock plugs separately.

See Keyed-Alike Information in Appendices.

Dimensions



Vertical Tower with Wardrobe and Side-Facing Bookcase, Standard Pull *continued*

Specification Information			
Step 1.			
MTB			
Step 2. Height/Wardrobe Location			
16.	50 ⁷ / ₈ " high, wardrobe left		
26.	50 ⁷ / ₈ " high, wardrobe right		
36.	59 ⁷ / ₈ " high, wardrobe left		
46.	59 ⁷ / ₈ " high, wardrobe right		
56.	64" high, wardrobe left		
66.	64" high, wardrobe right		
Step 3. Width			
24	24" wide		
30	30" wide		
Step 4. Drawer Configuration			
<i>For 50⁷/₈" high, wardrobe left (16.) or 50⁷/₈" high, wardrobe right (26.)</i>			
RF	file/file		
SF	box/box/file		
<i>For 59⁷/₈" high, wardrobe left (36.), 59⁷/₈" high, wardrobe right (46.), 64" high, wardrobe left (56.), or 64" high, wardrobe right (66.)</i>			
RF	file/file		
SF	box/box/file		
TF	file/file/file		
VF	box/box/file/file		
Step 5. Paint/Steel Type			
S	smooth paint on smooth steel		
X	textured paint on smooth steel		
Prices for Steps 1-5.			
		S	X
MTB16.24	RF	\$2181	2181
	SF	\$2236	2236
30	RF	\$2203	2203
	SF	\$2255	2255
		S	X
MTB26.24	RF	\$2181	2181
	SF	\$2236	2236
30	RF	\$2203	2203
	SF	\$2255	2255

		S	X
MTB36.24	RF	\$2207	2207
	SF	\$2261	2261
	TF	\$2402	2402
	VF	\$2458	2458
30	RF	\$2224	2224
	SF	\$2279	2279
	TF	\$2424	2424
	VF	\$2476	2476
		S	X
MTB46.24	RF	\$2207	2207
	SF	\$2261	2261
	TF	\$2402	2402
	VF	\$2458	2458
30	RF	\$2224	2224
	SF	\$2279	2279
	TF	\$2424	2424
	VF	\$2476	2476
		S	X
MTB56.24	RF	\$2268	2268
	SF	\$2320	2320
	TF	\$2464	2464
	VF	\$2519	2519
30	RF	\$2286	2286
	SF	\$2341	2341
	TF	\$2486	2486
	VF	\$2538	2538
		S	X
MTB66.24	RF	\$2268	2268
	SF	\$2320	2320
	TF	\$2464	2464
	VF	\$2519	2519
30	RF	\$2286	2286
	SF	\$2341	2341
	TF	\$2486	2486
	VF	\$2538	2538

Vertical Tower with Wardrobe and Side-Facing Bookcase, Standard Pull *continued*

Step 6. Surface Finish

Nonmetallic Paint

For smooth paint on smooth steel (S)

8Q	folkstone grey	+\$0
91	white	+\$0
98	studio white A	+\$0
BU	black umber	+\$0
G2	graphite satin	+\$0
HF	inner tone light	+\$0
HT	inner tone	+\$0
LT	light tone	+\$0
LU	soft white	+\$0
MT	medium tone	+\$0
SG	slate grey	+\$0
WA	wheat	+\$0
WL	sandstone	+\$0

Metallic Paint

For smooth paint on smooth steel (S)

CN	metallic champagne	+\$0
EH	metallic bronze	+\$0
MS	metallic silver	+\$0

Sand Texture Paint

For textured paint on smooth steel (X)

98	studio white A	+\$0
-----------	-----------------------------	------

Bright Sand Texture Paint

For textured paint on smooth steel (X)

91	white	+\$0
CL	cool grey neutral	+\$0
G1	graphite	+\$0
WN	warm grey neutral	+\$0

Step 7. Top

		24	30
T1	1"-high squared-edge top	+\$0	0
T2	1 1/4"-high squared-edge top	+\$0	0
TF	1 1/4"-high wood veneer top A	+\$210	231
D1	6 1/2"-high full dome, side-to-side	+\$210	231
D2	6 1/2"-high full dome, front-to-back	+\$210	231
H1	6 1/2"-high half dome, sloping left	+\$210	231
H2	6 1/2"-high half dome, sloping right	+\$210	231
H3	6 1/2"-high half dome, sloping front	+\$210	231
H4	6 1/2"-high half dome, sloping back	+\$210	231
TV1	1 1/8"-high wood veneer top and wood composite edge with oversail front A	+\$315	315

Step 8. Veneer Top Finish

Wood Veneer

For 1 1/8"-high wood veneer top and wood composite edge with oversail front (TV1)

40	dark brown walnut A	+\$24
ED	aged cherry A	+\$24
EK	medium red walnut A	+\$24
EW	medium matte walnut A	+\$24
ET	clear on ash A	+\$24
EU	oak on ash A	+\$24
EV	walnut on ash A	+\$24
UL	natural maple A	+\$24
UX	walnut on cherry A	+\$24

Wood Veneer

For 1 1/4"-high wood veneer top (TF)

2U	light brown walnut A	+\$24
40	dark brown walnut A	+\$24
ED	aged cherry A	+\$24
EK	medium red walnut A	+\$24
EW	medium matte walnut A	+\$24
ET	clear on ash A	+\$24
EU	oak on ash A	+\$24
EV	walnut on ash A	+\$24
UL	natural maple A	+\$24
UX	walnut on cherry A	+\$24

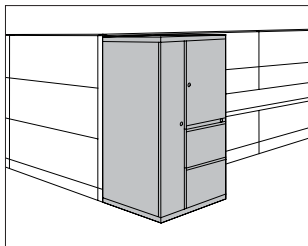
Vertical Tower with Wardrobe and
Side-Facing Bookcase, Standard
Pull *continued*

Meridian® Vertical Storage Towers

Step 9. Base Height		
B1	1"-high base	+\$0
B2	1½"-high base	+\$0
B3	2¼"-high base	+\$0
B4	3¼"-high base	+\$0
B5	4¼"-high base	+\$30
Step 10. Lock		
KA	keyed alike	-\$10
KC	keyed differently, chrome	+\$0
KD	keyed differently, black	+\$0

Vertical Tower with Wardrobe and Storage Case, Standard Pull

MTV16.
MTV26.
MTV36.
MTV46.
MTV56.
MTV66.



Product Information

Description

This freestanding storage tower has a wardrobe and modules for display materials, binders, filing materials, and personal items. It is available in 3 heights and has a wardrobe on 1 side and a storage case and drawers on the other side. Storage cases have 1 locking metal door. Drawers, wardrobe, and metal storage case doors have standard pulls. The tower is available in smooth steel with a metal or veneer top. 5 base heights are available; all bases include adjustable glides.

The 24"-wide tower has a 9"-wide wardrobe; the 30"-wide tower has a 15"-wide wardrobe. Both wardrobes include a side-to-side coat rod and lock. Letter-width file drawers include a file compressor; box drawers include an adjustable metal divider. 1 lock controls all drawers.

The 23½"-high storage case includes 1 adjustable shelf to create openings for 1 row of binders and 1 row of display material. The 26¼"- and 27⅝"-high storage cases include 1 adjustable shelf to create openings for 2 rows of binders or display materials. The 35¼"-high storage case includes 2 adjustable shelves to create openings for 2 rows of binders and 1 row of display materials. The 39⅜"-high storage case includes 2 adjustable shelves to create openings for 3 rows of binders. Shelves adjust in 1¼" increments.

Notes

Front-facing filing module is the reference point when specifying location of wardrobe and orientation of full- or half-dome top.

2 box drawers may be specified in place of 1 file drawer in predetermined locations.

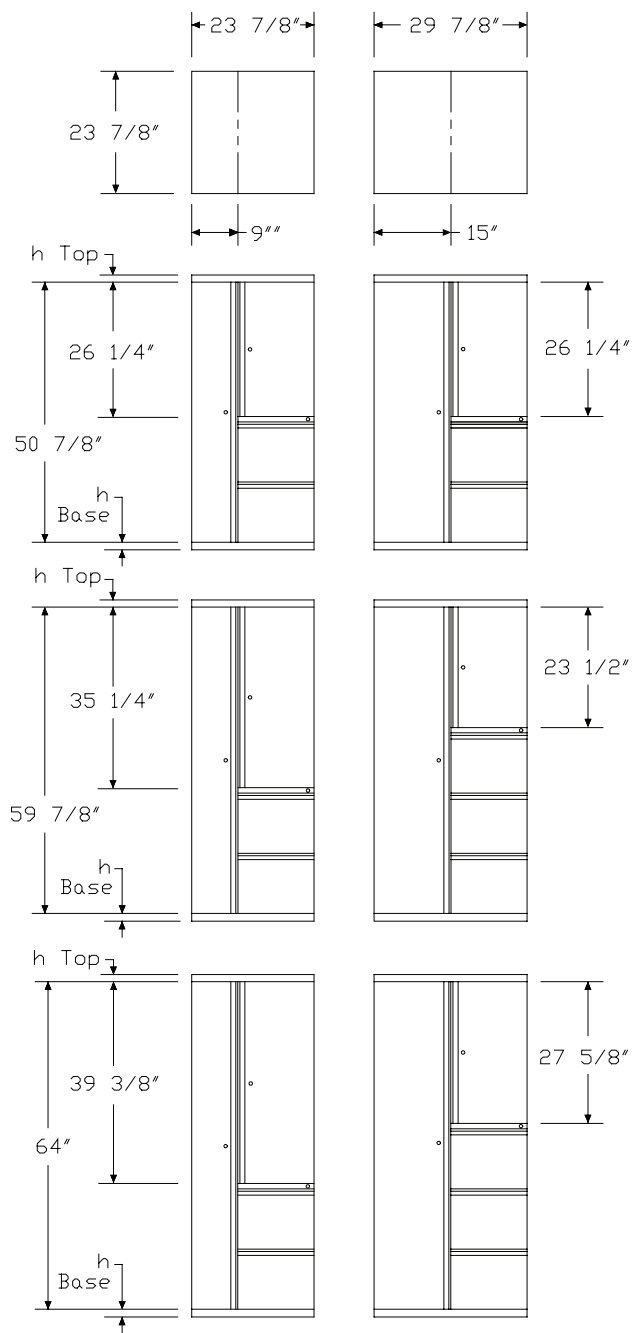
Dimensional illustrations do not include all possible configurations.

Order optional accessories separately:

- Adjustable shelf for storage case (MTAS.B)
- Drawer divider (73-1567-D)
- File drawer organizer (73-9874-FDO)
- Pencil tray (73-1516-PT)
- Stationery tray (73-7082-SST)

All locks in unit are factory installed and are keyed alike within the unit. For specific numbering choices, specify KA and order lock plugs separately. See Keyed-Alike Information in Appendices.

Dimensions



Vertical Tower with Wardrobe and Storage Case, Standard Pull

continued

Specification Information	
Step 1.	
MTV	
Step 2. Height/Wardrobe Location	
16.	50 ⁷ / ₈ " high, wardrobe left
26.	50 ⁷ / ₈ " high, wardrobe right
36.	59 ⁷ / ₈ " high, wardrobe left
46.	59 ⁷ / ₈ " high, wardrobe right
56.	64" high, wardrobe left
66.	64" high, wardrobe right
Step 3. Width	
24	24" wide
30	30" wide
Step 4. Drawer Configuration	
<i>For 50⁷/₈" high, wardrobe left (16.) or 50⁷/₈" high, wardrobe right (26.)</i>	
R	file/file
S	box/box/file
<i>For 59⁷/₈" high, wardrobe left (36.) or 59⁷/₈" high, wardrobe right (46.)</i>	
R	file/file
S	box/box/file
T	file/file/file
V	box/box/file/file
<i>For 64" high, wardrobe left (56.) or 64" high, wardrobe right (66.)</i>	
R	file/file
S	box/box/file
T	file/file/file
V	box/box/file/file
Step 5. Storage Case Door	
F	painted metal door
Step 6. Paint/Steel Type	
S	smooth paint on smooth steel
X	textured paint on smooth steel

Prices for Steps 1-6.

	FS	FX
MTV16.24 R	\$2414	2414
S	\$2468	2468
30 R	\$2433	2433
S	\$2489	2489

MTV26.24 R	\$2414	2414
S	\$2468	2468
30 R	\$2433	2433
S	\$2489	2489
MTV36.24 R	\$2439	2439
S	\$2493	2493
T	\$2608	2608
V	\$2664	2664
30 R	\$2458	2458
S	\$2514	2514
T	\$2627	2627
V	\$2680	2680
MTV46.24 R	\$2439	2439
S	\$2493	2493
T	\$2608	2608
V	\$2664	2664
30 R	\$2458	2458
S	\$2514	2514
T	\$2627	2627
V	\$2680	2680
MTV56.24 R	\$2499	2499
S	\$2555	2555
T	\$2670	2670
V	\$2723	2723
30 R	\$2519	2519
S	\$2571	2571
T	\$2690	2690
V	\$2743	2743
MTV66.24 R	\$2499	2499
S	\$2555	2555
T	\$2670	2670
V	\$2723	2723
30 R	\$2519	2519
S	\$2571	2571
T	\$2690	2690
V	\$2743	2743

Vertical Tower with Wardrobe and Storage Case, Standard Pull

continued

Step 7. Surface Finish

Nonmetallic Paint

For smooth paint on smooth steel (S)

CL	cool grey neutral	+\$0
8Q	folkstone grey	+\$0
91	white	+\$0
98	studio white A	+\$0
BU	black umber	+\$0
G2	graphite satin	+\$0
HF	inner tone light	+\$0
HT	inner tone	+\$0
LT	light tone	+\$0
LU	soft white	+\$0
MT	medium tone	+\$0
SG	slate grey	+\$0
WA	wheat	+\$0
WL	sandstone	+\$0

Metallic Paint

For smooth paint on smooth steel (S)

CN	metallic champagne	+\$0
EH	metallic bronze	+\$0
MS	metallic silver	+\$0

Sand Texture Paint

For textured paint on smooth steel (X)

91	white	+\$0
98	studio white A	+\$0
BK	black	+\$0
CL	cool grey neutral	+\$0
G1	graphite	+\$0
WN	warm grey neutral	+\$0

Step 8. Top

		24	30
T1	1"-high squared-edge top	+\$0	0
T2	1 1/4"-high squared-edge top	+\$0	0
TF	1 1/4"-high wood veneer top A	+\$210	231
D1	6 1/2"-high full dome, side-to-side	+\$210	231
D2	6 1/2"-high full dome, front-to-back	+\$210	231
H1	6 1/2"-high half dome, sloping left	+\$210	231
H2	6 1/2"-high half dome, sloping right	+\$210	231
H3	6 1/2"-high half dome, sloping front	+\$210	231
H4	6 1/2"-high half dome, sloping back	+\$210	231
TV1	1 1/8"-high wood veneer top and wood composite edge with oversail front A	+\$315	315

Step 9. Veneer Top Finish

Wood Veneer

For 1 1/8"-high wood veneer top and wood composite edge with oversail front (TV1)

40	dark brown walnut A	+\$24
ED	aged cherry A	+\$24
EK	medium red walnut A	+\$24
EW	medium matte walnut A	+\$24
ET	clear on ash A	+\$24
EU	oak on ash A	+\$24
EV	walnut on ash A	+\$24
UL	natural maple A	+\$24
UX	walnut on cherry A	+\$24

Wood Veneer

For 1 1/4"-high wood veneer top (TF)

2U	light brown walnut A	+\$24
40	dark brown walnut A	+\$24
ED	aged cherry A	+\$24
EK	medium red walnut A	+\$24
EW	medium matte walnut A	+\$24
ET	clear on ash A	+\$24
EU	oak on ash A	+\$24
EV	walnut on ash A	+\$24
UL	natural maple A	+\$24
UX	walnut on cherry A	+\$24

Vertical Tower with Wardrobe
and Storage Case, Standard Pull

continued

Meridian® Vertical Storage Towers

Step 10. Base Height		
B1	1"-high base	+\$0
B2	1½"-high base	+\$0
B3	2¼"-high base	+\$0
B4	3¼"-high base	+\$0
B5	4¼"-high base	+\$30
Step 11. Lock		
KA	keyed alike	-\$10
KC	keyed differently, chrome	+\$0
KD	keyed differently, black	+\$0

A 3D perspective drawing of a tall, narrow, light gray cabinet. The cabinet has a peaked roof and four drawers with horizontal handles. It is positioned in the corner of a room, with the floor and wall lines visible.

Product Information

This 24"-wide freestanding storage tower is available in 3 heights and has a wardrobe on 1 side and drawers on the other side. It is available in smooth steel with a metal or veneer top, bar pulls, and painted metal or veneer fronts. 5 base heights are available; all bases include adjustable glides. A counterweight is included in the 24⁵/₈" towers.

Notes

2 box drawers may be specified in place of 1 file drawer in predetermined locations.

Dimensional illustrations do not include all possible configurations.

For veneer-front tower, fascia strip is also veneer.

Grain direction is vertical for veneer-front towers.

Order optional accessories separately:

- Drawer divider (73-1567-D)
- File drawer organizer (73-9874-FDO)
- Pencil tray (73-1516-PT)
- Stationery tray (73-7082-SST)

All locks in unit are factory installed and are keyed alike within unit. For specific numbering choices, specify KA and order lock plugs separately. See Keved-Alike Information in Appendices.

Technical drawings of three cabinet models (A, B, C) showing front and side views with dimensions.

Model A:

- Front View: Width is $23\frac{7}{8}"$. The distance from the left edge to the center of the door is $9"$. The height is $23\frac{7}{8}"$.
- Side View: Total height is $24\frac{5}{8}"$. The top section height is h_{Top} and the base section height is h_{Base} .

Model B:

- Front View: Width is $23\frac{7}{8}"$. The distance from the left edge to the center of the door is $9"$. The height is $23\frac{7}{8}"$.
- Side View: Total height is $36\frac{3}{8}"$. The top section height is h_{Top} and the base section height is h_{Base} .

Model C:

- Front View: Width is $23\frac{7}{8}"$. The distance from the left edge to the center of the door is $9"$. The height is $23\frac{7}{8}"$.
- Side View: Total height is $48\frac{1}{8}"$. The top section height is h_{Top} and the base section height is h_{Base} .

Vertical Tower with Wardrobe, Bar Pull *continued*

Specification Information	
Step 1.	
MTNK	
Step 2. Front Material	
P	painted metal front
V	veneer front A
Step 3. Height/Wardrobe Location	
1.24	24 ⁵ / ₈ " high, wardrobe left
2.24	24 ⁵ / ₈ " high, wardrobe right
3.24	36 ³ / ₈ " high, wardrobe left
4.24	36 ³ / ₈ " high, wardrobe right
5.24	48 ¹ / ₈ " high, wardrobe left
6.24	48 ¹ / ₈ " high, wardrobe right
Step 4. Drawer Configuration/Lock Option	
<i>For 24⁵/₈" high, wardrobe left (1.24) or 24⁵/₈" high, wardrobe right (2.24)</i>	
R	file/file, 1 lock
S	box/box/file, 1 lock
<i>For 36³/₈" high, wardrobe left (3.24) or 36³/₈" high, wardrobe right (4.24)</i>	
T	file/file/file, 1 lock
V	box/box/file/file, 1 lock
<i>For 48¹/₈" high, wardrobe left (5.24) or 48¹/₈" high, wardrobe right (6.24)</i>	
W	file/file/file/file, 1 lock
X	file/box/box/file/file, 1 lock
Step 5. Paint/Steel Type	
S	smooth paint on smooth steel
Prices for Steps 1-5.	
S	
MTNKP1.24 R	\$1387
S	\$1440
MTNKP2.24 R	\$1387
S	\$1440
MTNKP3.24 T	\$1753
V	\$1806
MTNKP4.24 T	\$1753
V	\$1806

MTNKP5.24 W	\$2484	
X	\$2537	
MTNKP6.24 W	\$2484	
X	\$2537	
MTNKV1.24 R	\$2912	
S	\$3020	
MTNKV2.24 R	\$2912	
S	\$3020	
MTNKV3.24 T	\$3615	
V	\$3724	
MTNKV4.24 T	\$3615	
V	\$3724	
MTNKV5.24 W	\$4516	
X	\$4624	
MTNKV6.24 W	\$4516	
X	\$4624	
Step 6. Surface Finish		
Nonmetallic Paint		
8Q	folkstone grey	+\$0
91	white	+\$0
98	studio white A	+\$0
BU	black umber	+\$0
G2	graphite satin	+\$0
HF	inner tone light	+\$0
HT	inner tone	+\$0
LT	light tone	+\$0
LU	soft white	+\$0
MT	medium tone	+\$0
SG	slate grey	+\$0
WA	wheat	+\$0
WL	sandstone	+\$0
Metallic Paint		
CN	metallic champagne	+\$0
EH	metallic bronze	+\$0
MS	metallic silver	+\$0

Vertical Tower with Wardrobe, Bar Pull *continued*

Step 7. Pull Finish

Metallic Paint

CN	metallic champagne	+\$0
MS	metallic silver	+\$0



Sand Texture Paint

BK	black	+\$0
79	green apple	+\$10
MY3	yellow oxide	+\$10
RO	red	+\$10
TRQ	turquoise	+\$10

Smooth Paint

8Q	folkstone grey	+\$0
91	white	+\$0
98	studio white	+\$0
G1	graphite	+\$0
WL	sandstone	+\$0









Step 8. Top

T1	1"-high squared-edge top	+\$0
T2	1 1/4"-high squared-edge top	+\$0
TF	1 1/4"-high wood veneer top 	+\$210
D1	6 1/2"-high full dome, side-to-side	+\$210
D2	6 1/2"-high full dome, front-to-back	+\$210
H1	6 1/2"-high half dome, sloping left	+\$210
H2	6 1/2"-high half dome, sloping right	+\$210
H3	6 1/2"-high half dome, sloping front	+\$210
H4	6 1/2"-high half dome, sloping back	+\$210
TV1	1 1/8"-high wood veneer top and wood composite edge with oversail front 	+\$315

Step 9.










Veneer Top Finish: Wood Veneer

For painted metal front (P) with 1 1/8"-high wood veneer top and wood composite edge with oversail front (TV1)

40	dark brown walnut 	+\$24
ED	aged cherry 	+\$24
EK	medium red walnut 	+\$24
EW	medium matte walnut 	+\$24
ET	clear on ash 	+\$24
EV	walnut on ash 	+\$24
UL	natural maple 	+\$24
UX	walnut on cherry 	+\$24










Veneer Top Finish: Wood Veneer

For painted metal front (P) with 1 1/4"-high wood veneer top (TF)

2U	light brown walnut 	+\$24
40	dark brown walnut 	+\$24
ED	aged cherry 	+\$24
EK	medium red walnut 	+\$24
EW	medium matte walnut 	+\$24
ET	clear on ash 	+\$24
EV	walnut on ash 	+\$24
UL	natural maple 	+\$24
UX	walnut on cherry 	+\$24









Veneer Front Finish: Wood Veneer

For veneer front (V) with 1"-high squared-edge top (T1), 1 1/4"-high squared-edge top (T2), 6 1/2"-high full dome, side-to-side (D1), 6 1/2"-high full dome, front-to-back (D2), 6 1/2"-high half dome, sloping left (H1), 6 1/2"-high half dome, sloping right (H2), or 6 1/2"-high half dome, sloping front (H3), or 6 1/2"-high half dome, sloping back (H4)

2U	light brown walnut 	+\$66
40	dark brown walnut 	+\$66
ED	aged cherry 	+\$66
EK	medium red walnut 	+\$66
EW	medium matte walnut 	+\$66
ET	clear on ash 	+\$66
EV	walnut on ash 	+\$66
UL	natural maple 	+\$66
UX	walnut on cherry 	+\$66

Veneer Front/Top Finish: Wood Veneer

For veneer front (V) with 1 1/8"-high wood veneer top and wood composite edge with oversail front (TV1)

40	dark brown walnut 	+\$66
ED	aged cherry 	+\$66
EK	medium red walnut 	+\$66
EW	medium matte walnut 	+\$66
ET	clear on ash 	+\$66
EV	walnut on ash 	+\$66
UL	natural maple 	+\$66
UX	walnut on cherry 	+\$66

Vertical Tower with Wardrobe, Bar Pull *continued*

Veneer Front/Top Finish: Wood Veneer

For veneer front (V) with 1 1/4"-high wood veneer top (TF)

2U	light brown walnut <input type="checkbox"/>	+\$66
40	dark brown walnut <input type="checkbox"/>	+\$66
ED	aged cherry <input type="checkbox"/>	+\$66
EK	medium red walnut <input type="checkbox"/>	+\$66
EW	medium matte walnut <input type="checkbox"/>	+\$66
ET	clear on ash <input type="checkbox"/>	+\$66
EV	walnut on ash <input type="checkbox"/>	+\$66
UL	natural maple <input type="checkbox"/>	+\$66
UX	walnut on cherry <input type="checkbox"/>	+\$66

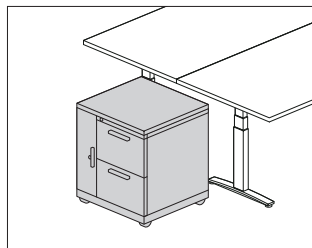
Step 10. Base Height

B1	1"-high base	+\$0
B2	1 1/2"-high base	+\$0
B3	2 1/4"-high base	+\$0
B4	3 1/4"-high base	+\$0
B5	4 1/4"-high base	+\$30

Step 11. Lock

KA	keyed alike	-\$10
KC	keyed differently, chrome	+\$0
KD	keyed differently, black	+\$0

Mobile Vertical Tower with Wardrobe, Bar Pull



MTCKP1 MTCKV4
MTCKP2 MTCKV5
MTCKP3 MTCKV6
MTCKP4
MTCKP5
MTCKP6
MTCKV1
MTCKV2
MTCKV3

Product Information

Description

This 24"-wide mobile storage tower is available in 3 heights and has a wardrobe on 1 side and drawers on the other side. It is available in smooth steel with a metal or veneer top, bar pulls, and painted metal or veneer fronts. The 5½"-high caster base includes a 1½"-high metal frame with 4 4"-diameter casters; 2 casters include a brake. A counterweight is included in all towers.

The towers have a 9"-wide wardrobe/briefcase storage area and a lock. Letter-width file drawers include a file compressor; box drawers include an adjustable metal divider. 1 lock controls all drawers. The 24"-high tower has a wardrobe area for storage of personal items or a briefcase; the 36"-high tower has a coat hook for shorter-length coats or sweaters; the 48"-high tower has a side-to-side coat rod for coats and jackets. All wardrobes include a lock.

Notes

Front-facing filing module is the reference point when specifying location of wardrobe and orientation of full- or half-dome top.

Casters must be field installed.

2 box drawers may be specified in place of 1 file drawer in predetermined locations.

Dimensional illustrations do not include all possible configurations.

For veneer-front tower, fascia strip is also veneer.

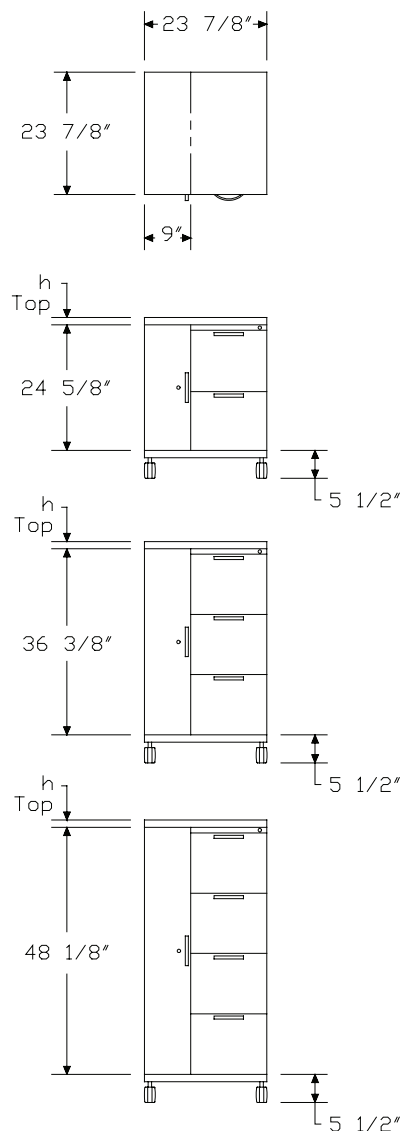
Grain direction is vertical for veneer-front towers.

Order optional accessories separately:

- Drawer divider (73-1567-D)
- File drawer organizer (73-9874-FDO)
- Pencil tray (73-1516-PT)
- Stationery tray (73-7082-SST)

All locks in unit are factory installed and are keyed alike within unit. For specific numbering choices, specify KA and order lock plugs separately. See Keyed-Alike Information in Appendices.

Dimensions



Mobile Vertical Tower with Wardrobe, Bar Pull *continued*

Specification Information	
Step 1.	
MTCK	
Step 2. Front Material	
P	painted metal front
V	veneer front A
Step 3. Height/Wardrobe Location	
1.24	24 ⁵ / ₈ " high, wardrobe left
2.24	24 ⁵ / ₈ " high, wardrobe right
3.24	36 ³ / ₈ " high, wardrobe left
4.24	36 ³ / ₈ " high, wardrobe right
5.24	48 ¹ / ₈ " high, wardrobe left
6.24	48 ¹ / ₈ " high, wardrobe right
Step 4. Drawer Configuration/Lock Option	
<i>For 24⁵/₈" high, wardrobe left (1.24) or 24⁵/₈" high, wardrobe right (2.24)</i>	
R	file/file, 1 lock
S	box/box/file, 1 lock
<i>For 36³/₈" high, wardrobe left (3.24) or 36³/₈" high, wardrobe right (4.24)</i>	
T	file/file/file, 1 lock
V	box/box/file/file, 1 lock
<i>For 48¹/₈" high, wardrobe left (5.24) or 48¹/₈" high, wardrobe right (6.24)</i>	
W	file/file/file/file, 1 lock
X	file/box/box/file/file, 1 lock
Step 5. Paint/Steel Type	
S	smooth paint on smooth steel
Prices for Steps 1-5.	
	S
MTCKP1.24 R	\$1590
S	\$1642
MTCKP2.24 R	\$1590
S	\$1642
MTCKP3.24 T	\$1957
V	\$2010
MTCKP4.24 T	\$1957
V	\$2010

MTCKP5.24 W	\$2688
X	\$2742
MTCKP6.24 W	\$2688
X	\$2742
MTCKV1.24 R	\$3113
S	\$3223
MTCKV2.24 R	\$3113
S	\$3223
MTCKV3.24 T	\$3819
V	\$3927
MTCKV4.24 T	\$3819
V	\$3927
MTCKV5.24 W	\$4721
X	\$4829
MTCKV6.24 W	\$4721
X	\$4829
Step 6. Surface Finish	
Nonmetallic Paint	
8Q	folkstone grey +\$0
91	white +\$0
98	studio white A +\$0
BU	black umber +\$0
G2	graphite satin +\$0
HF	inner tone light +\$0
HT	inner tone +\$0
LT	light tone +\$0
LU	soft white +\$0
MT	medium tone +\$0
SG	slate grey +\$0
WA	wheat +\$0
WL	sandstone +\$0
Metallic Paint	
CN	metallic champagne +\$0
EH	metallic bronze +\$0
MS	metallic silver +\$0

Mobile Vertical Tower with Wardrobe, Bar Pull *continued*

Step 7. Pull Finish

Metallic Paint

CN	metallic champagne	+\$0
MS	metallic silver	+\$0



Sand Texture Paint

79	green apple	+\$10
BK	black	+\$0
MY3	yellow oxide	+\$10
RO	red	+\$10
TRQ	turquoise	+\$10

Smooth Paint

8Q	folkstone grey	+\$0
91	white	+\$0
98	studio white	+\$0
G1	graphite	+\$0
WL	sandstone	+\$0









Step 8. Top

T1	1"-high squared-edge top	+\$0
T2	1 1/4"-high squared-edge top	+\$0
TF	1 1/4"-high wood veneer top 	+\$210
D1	6 1/2"-high full dome, side-to-side	+\$210
D2	6 1/2"-high full dome, front-to-back	+\$210
H1	6 1/2"-high half dome, sloping left	+\$210
H2	6 1/2"-high half dome, sloping right	+\$210
H3	6 1/2"-high half dome, sloping front	+\$210
H4	6 1/2"-high half dome, sloping back	+\$210
TV1	1 1/8"-high wood veneer top and wood composite edge with oversail front 	+\$315

Step 9.










Veneer Top Finish: Wood Veneer

For painted metal front (P) with 1 1/8"-high wood veneer top and wood composite edge with oversail front (TV1)

40	dark brown walnut 	+\$24
ED	aged cherry 	+\$24
EK	medium red walnut 	+\$24
EW	medium matte walnut 	+\$24
ET	clear on ash 	+\$24
EV	walnut on ash 	+\$24
UL	natural maple 	+\$24
UX	walnut on cherry 	+\$24










Veneer Top Finish: Wood Veneer

For painted metal front (P) with 1 1/4"-high wood veneer top (TF)

2U	light brown walnut 	+\$24
40	dark brown walnut 	+\$24
ED	aged cherry 	+\$24
EK	medium red walnut 	+\$24
EW	medium matte walnut 	+\$24
ET	clear on ash 	+\$24
EV	walnut on ash 	+\$24
UL	natural maple 	+\$24
UX	walnut on cherry 	+\$24









Veneer Front Finish: Wood Veneer

For veneer front (V) with 1"-high squared-edge top (T1), 1 1/4"-high squared-edge top (T2), 6 1/2"-high full dome, side-to-side (D1), 6 1/2"-high full dome, front-to-back (D2), 6 1/2"-high half dome, sloping left (H1), 6 1/2"-high half dome, sloping right (H2), or 6 1/2"-high half dome, sloping front (H3), or 6 1/2"-high half dome, sloping back (H4)

2U	light brown walnut 	+\$66
40	dark brown walnut 	+\$66
ED	aged cherry 	+\$66
EK	medium red walnut 	+\$66
EW	medium matte walnut 	+\$66
ET	clear on ash 	+\$66
EV	walnut on ash 	+\$66
UL	natural maple 	+\$66
UX	walnut on cherry 	+\$66

Veneer Front/Top Finish: Wood Veneer

For veneer front (V) with 1 1/8"-high wood veneer top and wood composite edge with oversail front (TV1)

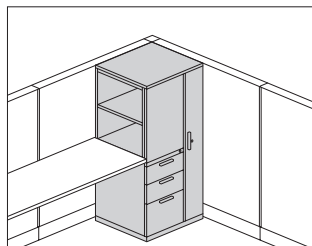
40	dark brown walnut 	+\$66
ED	aged cherry 	+\$66
EK	medium red walnut 	+\$66
EW	medium matte walnut 	+\$66
ET	clear on ash 	+\$66
EV	walnut on ash 	+\$66
UL	natural maple 	+\$66
UX	walnut on cherry 	+\$66

Mobile Vertical Tower with
Wardrobe, Bar Pull *continued*

Meridian® Vertical Storage Towers

Veneer Front/Top Finish: Wood Veneer		
<i>For veneer front (V) with 1 1/4" -high wood veneer top (TF)</i>		
2U	light brown walnut A	+\$66
40	dark brown walnut A	+\$66
ED	aged cherry A	+\$66
EK	medium red walnut A	+\$66
EW	medium matte walnut A	+\$66
ET	clear on ash A	+\$66
EV	walnut on ash A	+\$66
UL	natural maple A	+\$66
UX	walnut on cherry A	+\$66
Step 10. Lock		
KA	keyed alike	-\$10
KC	keyed differently, chrome	+\$0
KD	keyed differently, black	+\$0

Vertical Tower with Wardrobe and Side-Facing Bookcase, Bar Pull



MTBKP1
MTBKP2
MTBKP3
MTBKP4
MTBKP5
MTBKP6
MTBKV1
MTBKV2
MTBKV3

MTBKV4
MTBKV5
MTBKV6

Product Information

Description

This freestanding storage tower has a wardrobe and modules for display materials, binders, filing materials, and personal items. It is available in 3 heights and has a wardrobe on 1 side and a side-facing bookcase and drawers on the other side. The tower is available in smooth steel. The tower has a metal or veneer top, bar pulls, and painted metal or veneer fronts. 5 base heights are available; all bases include adjustable glides. The 24"-wide tower has a 9"-wide wardrobe; the 30"-wide tower has a 15"-wide wardrobe. Both wardrobes include a side-to-side coat rod and lock. Letter-width file drawers include a file compressor; box drawers include an adjustable metal divider. 1 lock controls all drawers. The 23½"-high bookcase includes 1 adjustable shelf to create openings for 1 row of binders and 1 row of display material. The 26¼"- and 27⅝"-high bookcases include 1 adjustable shelf to create openings for 2 rows of binders or display materials. The 35¼"-high bookcase includes 2 adjustable shelves to create openings for 2 rows of binders and 1 row of display materials. The 39⅜"-high bookcase includes 2 adjustable shelves to create openings for 3 rows of binders. Shelves adjust in 1¼" increments.

Notes

Front-facing filing module is the reference point when specifying location of wardrobe and orientation of full- or half-dome top.

When specifying tower with 2 file drawers (R) and aligning bookcase with standard 29"-high work surface, specify 3¼"-high base (B4).

2 box drawers may be specified in place of 1 file drawer in predetermined locations.

Dimensional illustrations do not include all possible configurations.

For veneer-front tower, bookcase end panel (which faces front) and fascia are metal. Doors and drawers are veneer.

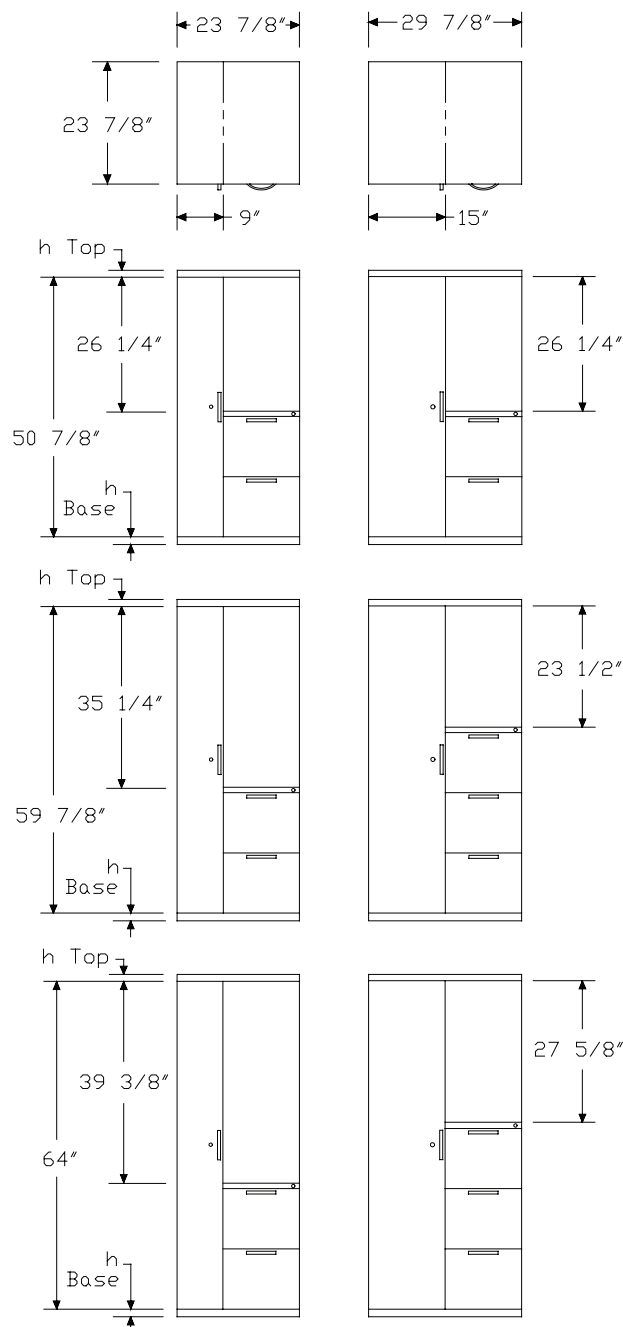
Grain direction is vertical for veneer-front towers.

Order optional accessories separately:

- Adjustable shelf for side-facing bookcase (MTAS.A)
- Drawer divider (73-1567-D)
- File drawer organizer (73-9874-FDO)
- Pencil tray (73-1516-PT)
- Stationery tray (73-7082-SST)

All locks in unit are factory installed and are keyed alike within unit. For specific numbering choices, specify KA and order lock plugs separately. See Keyed-Alike Information in Appendices.

Dimensions



Vertical Tower with Wardrobe and Side-Facing Bookcase, Bar Pull

continued

Specification Information			
Step 1.			
MTBK			
Step 2. Front Material			
P	painted metal front		
V	veneer front A		
Step 3. Height/Wardrobe Location			
1.	50 ⁷ / ₈ " high, wardrobe left		
2.	50 ⁷ / ₈ " high, wardrobe right		
3.	59 ⁷ / ₈ " high, wardrobe left		
4.	59 ⁷ / ₈ " high, wardrobe right		
5.	64" high, wardrobe left		
6.	64" high, wardrobe right		
Step 4. Width			
24	24" wide		
30	30" wide		
Step 5. Drawer Configuration			
For 50 ⁷ / ₈ " high, wardrobe left (1.) or 50 ⁷ / ₈ " high, wardrobe right (2.)			
RF	file/file		
SF	box/box/file		
For 59 ⁷ / ₈ " high, wardrobe left (3.), 59 ⁷ / ₈ " high, wardrobe right (4.), 64" high, wardrobe left (5.), or 64" high, wardrobe right (6.)			
RF	file/file		
SF	box/box/file		
TF	file/file/file		
VF	box/box/file/file		
Step 6. Paint/Steel Type			
S	smooth paint on smooth steel		
X	textured paint on smooth steel		
Prices for Steps 1-6.			
		S	X
MTBKP1. 24 RF		\$2222	2222
SF		\$2277	2277
30 RF		\$2244	2244
SF		\$2296	2296
		S	X
MTBKP2. 24 RF		\$2222	2222
SF		\$2277	2277

30 RF	\$2244	2244
SF	\$2296	2296
	S	X
MTBKP3. 24 RF	\$2248	2248
SF	\$2303	2303
TF	\$2444	2444
VF	\$2499	2499
30 RF	\$2265	2265
SF	\$2320	2320
TF	\$2465	2465
VF	\$2517	2517
	S	X
MTBKP4. 24 RF	\$2248	2248
SF	\$2303	2303
TF	\$2444	2444
VF	\$2499	2499
30 RF	\$2265	2265
SF	\$2320	2320
TF	\$2465	2465
VF	\$2517	2517
	S	X
MTBKP5. 24 RF	\$2309	2309
SF	\$2361	2361
TF	\$2505	2505
VF	\$2560	2560
30 RF	\$2327	2327
SF	\$2382	2382
TF	\$2527	2527
VF	\$2580	2580
	S	X
MTBKP6. 24 RF	\$2309	2309
SF	\$2361	2361
TF	\$2505	2505
VF	\$2560	2560
30 RF	\$2327	2327
SF	\$2382	2382
TF	\$2527	2527
VF	\$2580	2580
	S	X
MTBKV1. 24 RF	\$4016	4016
SF	\$4127	4127

Vertical Tower with Wardrobe and Side-Facing Bookcase, Bar Pull

continued

30 RF	\$4139	4139
SF	\$4248	4248
	S	X
MTBKV2. 24 RF	\$4016	4016
SF	\$4127	4127
30 RF	\$4139	4139
SF	\$4248	4248
	S	X
MTBKV3. 24 RF	\$4280	4280
SF	\$4388	4388
TF	\$4681	4681
VF	\$4789	4789
30 RF	\$4399	4399
SF	\$4508	4508
TF	\$4800	4800
VF	\$4909	4909
	S	X
MTBKV4. 24 RF	\$4280	4280
SF	\$4388	4388
TF	\$4681	4681
VF	\$4789	4789
30 RF	\$4399	4399
SF	\$4508	4508
TF	\$4800	4800
VF	\$4909	4909
	S	X
MTBKV5. 24 RF	\$4477	4477
SF	\$4584	4584
TF	\$4878	4878
VF	\$4986	4986
30 RF	\$4596	4596
SF	\$4705	4705
TF	\$4997	4997
VF	\$5106	5106
	S	X
MTBKV6. 24 RF	\$4477	4477
SF	\$4584	4584
TF	\$4878	4878
VF	\$4986	4986

30 RF	\$4596	4596
SF	\$4705	4705
TF	\$4997	4997
VF	\$5106	5106

Step 7. Surface Finish

Nonmetallic Paint

For smooth paint on smooth steel (S)

8Q	folkstone grey	+\$0
91	white	+\$0
98	studio white A	+\$0
BU	black umber	+\$0
G2	graphite satin	+\$0
HF	inner tone light	+\$0
HT	inner tone	+\$0
LT	light tone	+\$0
LU	soft white	+\$0
MT	medium tone	+\$0
SG	slate grey	+\$0
WA	wheat	+\$0
WL	sandstone	+\$0

Metallic Paint

For smooth paint on smooth steel (S)

CN	metallic champagne	+\$0
EH	metallic bronze	+\$0
MS	metallic silver	+\$0

Sand Texture Paint

For textured paint on smooth steel (X)

91	white	+\$0
98	studio white A	+\$0
BK	black	+\$0
CL	cool grey neutral	+\$0
G1	graphite	+\$0
WN	warm grey neutral	+\$0

Step 8. Pull Finish

Metallic Paint

CN	metallic champagne	+\$0
MS	metallic silver	+\$0



Vertical Tower with Wardrobe and Side-Facing Bookcase, Bar Pull

continued

Sand Texture Paint		
BK	black	+\$0
79	green apple	+\$10
MY3	yellow oxide	+\$10
RO	red	+\$10
TRQ	turquoise	+\$10

Smooth Paint		
8Q	folkstone grey	+\$0
91	white	+\$0
98	studio white	+\$0
G1	graphite	+\$0
WL	sandstone	+\$0









Step 9. Top

T1	1"-high squared-edge top	+\$0
T2	1 1/4"-high squared-edge top	+\$0
TF	1 1/4"-high wood veneer top 	+\$210
D1	6 1/2"-high full dome, side-to-side	+\$210
D2	6 1/2"-high full dome, front-to-back	+\$210
H1	6 1/2"-high half dome, sloping left	+\$210
H2	6 1/2"-high half dome, sloping right	+\$210
H3	6 1/2"-high half dome, sloping front	+\$210
H4	6 1/2"-high half dome, sloping back	+\$210
TV1	1 1/8"-high wood veneer top and wood composite edge with oversail front 	+\$315

Step 10.








Veneer Top Finish: Wood Veneer

For painted metal front (P) with 1 1/8"-high wood veneer top and wood composite edge with oversail front (TV1)

40	dark brown walnut 	+\$24
ED	aged cherry 	+\$24
EK	medium red walnut 	+\$24
EW	medium matte walnut 	+\$24
ET	clear on ash 	+\$24
EV	walnut on ash 	+\$24
UL	natural maple 	+\$24
UX	walnut on cherry 	+\$24










Veneer Top Finish: Wood Veneer

For painted metal front (P) with 1 1/4"-high wood veneer top (TF)

2U	light brown walnut 	+\$24
40	dark brown walnut 	+\$24
ED	aged cherry 	+\$24
EK	medium red walnut 	+\$24
EW	medium matte walnut 	+\$24
ET	clear on ash 	+\$24
EV	walnut on ash 	+\$24
UL	natural maple 	+\$24
UX	walnut on cherry 	+\$24









Veneer Front Finish: Wood Veneer

For veneer front (V) with 1"-high squared-edge top (T1), 1 1/4"-high squared-edge top (T2), 6 1/2"-high full dome, side-to-side (D1), 6 1/2"-high full dome, front-to-back (D2), 6 1/2"-high half dome, sloping left (H1), 6 1/2"-high half dome, sloping right (H2), or 6 1/2"-high half dome, sloping front (H3), or 6 1/2"-high half dome, sloping back (H4)

2U	light brown walnut 	+\$106
40	dark brown walnut 	+\$106
ED	aged cherry 	+\$106
EK	medium red walnut 	+\$106
EW	medium matte walnut 	+\$106
ET	clear on ash 	+\$106
EV	walnut on ash 	+\$106
UL	natural maple 	+\$106
UX	walnut on cherry 	+\$106

Veneer Front/Top Finish: Wood Veneer

For veneer front (V) with 1 1/8"-high wood veneer top and wood composite edge with oversail front (TV1)

40	dark brown walnut 	+\$106
ED	aged cherry 	+\$106
EK	medium red walnut 	+\$106
EW	medium matte walnut 	+\$106
ET	clear on ash 	+\$106
EV	walnut on ash 	+\$106
UL	natural maple 	+\$106
UX	walnut on cherry 	+\$106

Vertical Tower with Wardrobe and Side-Facing Bookcase, Bar Pull

continued

Veneer Front/Top Finish: Wood Veneer

For veneer front (V) with 1¹/₄"-high wood veneer top (TF)

2U	light brown walnut <input type="checkbox"/>	+\$106
40	dark brown walnut <input type="checkbox"/>	+\$106
ED	aged cherry <input type="checkbox"/>	+\$106
EK	medium red walnut <input type="checkbox"/>	+\$106
EW	medium matte walnut <input type="checkbox"/>	+\$106
ET	clear on ash <input type="checkbox"/>	+\$106
EV	walnut on ash <input type="checkbox"/>	+\$106
UL	natural maple <input type="checkbox"/>	+\$106
UX	walnut on cherry <input type="checkbox"/>	+\$106

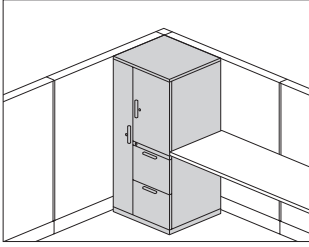
Step 11. Base Height

B1	1"-high base	+\$0
B2	1 ¹ / ₂ "-high base	+\$0
B3	2 ¹ / ₄ "-high base	+\$0
B4	3 ¹ / ₄ "-high base	+\$0
B5	4 ¹ / ₄ "-high base	+\$30

Step 12. Lock

KA	keyed alike	-\$10
KC	keyed differently, chrome	+\$0
KD	keyed differently, black	+\$0

Vertical Tower with Wardrobe and Storage Case, Bar Pull



MTVKP1
MTVKP2
MTVKP3
MTVKP4
MTVKP5
MTVKP6
MTVKV1
MTVKV2
MTVKV3

MTVKV4
MTVKV5
MTVKV6

Product Information

Description

This freestanding storage tower has a wardrobe and modules for display materials, binders, filing materials, and personal items. It is available in 3 heights and has a wardrobe on 1 side and a storage case and drawers on the other side. Storage cases have 1 locking metal door. Drawers, wardrobe, and storage case doors have bar pulls and painted metal or veneer fronts. The tower is available in smooth steel with a metal or veneer top. 5 base heights are available; all bases include adjustable glides.

The 24"-wide tower has a 9"-wide wardrobe; the 30"-wide tower has a 15"-wide wardrobe. Both wardrobes include a side-to-side coat rod and lock. Letter-width file drawers include a file compressor; box drawers include an adjustable metal divider.

1 lock controls all drawers. The 23½"-high storage case includes 1 adjustable shelf to create openings for 1 row of binders and 1 row of display material. The 26¼"- and 27⅝"-high storage cases include 1 adjustable shelf to create openings for 2 rows of binders or display materials. The 35¼"-high storage case includes 2 adjustable shelves to create openings for 2 rows of binders and 1 row of display materials. The 39⅜"-high storage case includes 2 adjustable shelves to create openings for 3 rows of binders. Shelves adjust in 1¼" increments.

Notes

Front-facing filing module is the reference point when specifying location of wardrobe and orientation of full- or half-dome top.

2 box drawers may be specified in place of 1 file drawer in predetermined locations.

Dimensional illustrations do not include all possible configurations.

For veneer-front tower, fascia strip is also veneer.

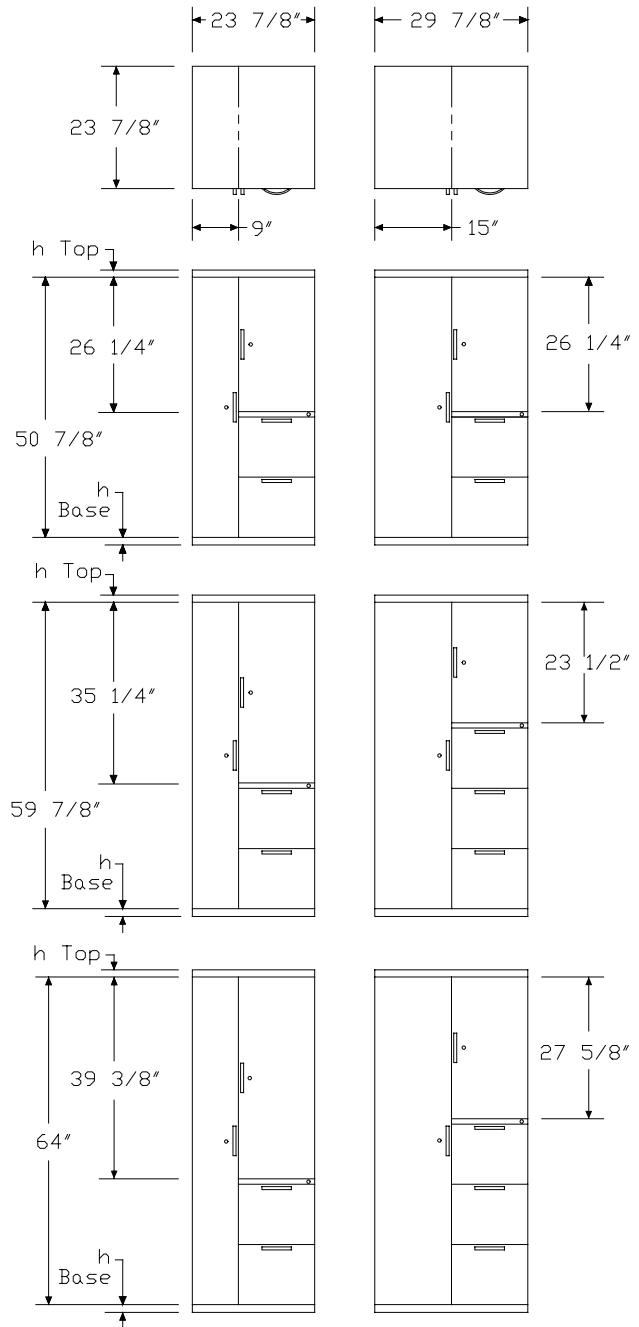
Grain direction is vertical for veneer-front towers.

Order optional accessories separately:

- Adjustable shelf for storage case (MTAS.B)
- Drawer divider (73-1567-D)
- File drawer organizer (73-9874-FDO)
- Pencil tray (73-1516-PT)
- Stationery tray (73-7082-SST)

All locks in unit are factory installed and are keyed alike within the unit. For specific numbering choices, specify KA and order lock plugs separately. See Keyed-Alike Information in Appendices.

Dimensions



Vertical Tower with Wardrobe and Storage Case, Bar Pull *continued*

Specification Information	
Step 1.	
MTVK	
Step 2. Front Material	
P	painted metal front
V	veneer front A
Step 3. Height/Wardrobe Location	
1.	50 ⁷ / ₈ " high, wardrobe left
2.	50 ⁷ / ₈ " high, wardrobe right
3.	59 ⁷ / ₈ " high, wardrobe left
4.	59 ⁷ / ₈ " high, wardrobe right
5.	64" high, wardrobe left
6.	64" high, wardrobe right
Step 4. Width	
24	24" wide
30	30" wide
Step 5. Drawer Configuration	
<i>For 50⁷/₈" high, wardrobe left (1.) or 50⁷/₈" high, wardrobe right (2.)</i>	
R	file/file
S	box/box/file
<i>For 59⁷/₈" high, wardrobe left (3.), 59⁷/₈" high, wardrobe right (4.), 64" high, wardrobe left (5.), or 64" high, wardrobe right (6.)</i>	
R	file/file
S	box/box/file
T	file/file/file
V	box/box/file/file
Step 6. Storage Case Door	
<i>For painted metal front (P)</i>	
F	painted metal door
<i>For veneer front (V)</i>	
F	veneer door
Step 7. Paint/Steel Type	
S	smooth paint on smooth steel
X	textured paint on smooth steel

Prices for Steps 1-7.					
		FS	FX	FS	FX
MTVKP1.	24 R	\$2455	2455	2455	2455
	S	\$2510	2510	2510	2510
	30 R	\$2475	2475	2475	2475
	S	\$2530	2530	2530	2530
MTVKP2.	24 R	\$2455	2455	2455	2455
	S	\$2510	2510	2510	2510
	30 R	\$2475	2475	2475	2475
	S	\$2530	2530	2530	2530
MTVKP3.	24 R	\$2480	2480	2480	2480
	S	\$2534	2534	2534	2534
	T	\$2650	2650	2650	2650
	V	\$2705	2705	2705	2705
	30 R	\$2499	2499	2499	2499
	S	\$2555	2555	2555	2555
	T	\$2668	2668	2668	2668
	V	\$2721	2721	2721	2721
MTVKP4.	24 R	\$2480	2480	2480	2480
	S	\$2534	2534	2534	2534
	T	\$2650	2650	2650	2650
	V	\$2705	2705	2705	2705
	30 R	\$2499	2499	2499	2499
	S	\$2555	2555	2555	2555
	T	\$2668	2668	2668	2668
	V	\$2721	2721	2721	2721
MTVKP5.	24 R	\$2540	2540	2540	2540
	S	\$2596	2596	2596	2596
	T	\$2711	2711	2711	2711
	V	\$2764	2764	2764	2764
	30 R	\$2560	2560	2560	2560
	S	\$2613	2613	2613	2613
	T	\$2731	2731	2731	2731
	V	\$2785	2785	2785	2785
MTVKP6.	24 R	\$2540	2540	2540	2540
	S	\$2596	2596	2596	2596
	T	\$2711	2711	2711	2711
	V	\$2764	2764	2764	2764
	30 R	\$2560	2560	2560	2560
	S	\$2613	2613	2613	2613
	T	\$2731	2731	2731	2731
	V	\$2785	2785	2785	2785

Vertical Tower with Wardrobe and Storage Case, Bar Pull *continued*

Meridian® Vertical Storage Towers

MTVKV1. 24 R	\$4252	4252	4252	4252
S	\$4362	4362	4362	4362
30 R	\$4371	4371	4371	4371
S	\$4480	4480	4480	4480
MTVKV2. 24 R	\$4252	4252	4252	4252
S	\$4362	4362	4362	4362
30 R	\$4371	4371	4371	4371
S	\$4480	4480	4480	4480
MTVKV3. 24 R	\$4512	4512	4512	4512
S	\$4620	4620	4620	4620
T	\$4885	4885	4885	4885
V	\$4992	4992	4992	4992
30 R	\$4632	4632	4632	4632
S	\$4741	4741	4741	4741
T	\$5007	5007	5007	5007
V	\$5114	5114	5114	5114
MTVKV4. 24 R	\$4512	4512	4512	4512
S	\$4620	4620	4620	4620
T	\$4885	4885	4885	4885
V	\$4992	4992	4992	4992
30 R	\$4632	4632	4632	4632
S	\$4741	4741	4741	4741
T	\$5007	5007	5007	5007
V	\$5114	5114	5114	5114
MTVKV5. 24 R	\$4709	4709	4709	4709
S	\$4818	4818	4818	4818
T	\$5080	5080	5080	5080
V	\$5190	5190	5190	5190
30 R	\$4830	4830	4830	4830
S	\$4939	4939	4939	4939
T	\$5202	5202	5202	5202
V	\$5310	5310	5310	5310
MTVKV6. 24 R	\$4709	4709	4709	4709
S	\$4818	4818	4818	4818
T	\$5080	5080	5080	5080
V	\$5190	5190	5190	5190
30 R	\$4830	4830	4830	4830
S	\$4939	4939	4939	4939
T	\$5202	5202	5202	5202
V	\$5310	5310	5310	5310

Step 8. Surface Finish

Nonmetallic Paint

For smooth paint on smooth steel (S)

8Q	folkstone grey	+\$0
91	white	+\$0
98	studio white A	+\$0
BU	black umber	+\$0
G2	graphite satin	+\$0
HF	inner tone light	+\$0
HT	inner tone	+\$0
LT	light tone	+\$0
LU	soft white	+\$0
MT	medium tone	+\$0
SG	slate grey	+\$0
WA	wheat	+\$0
WL	sandstone	+\$0

Metallic Paint

For smooth paint on smooth steel (S)

CN	metallic champagne	+\$0
EH	metallic bronze	+\$0
MS	metallic silver	+\$0

Sand Texture Paint

For textured paint on smooth steel (X)

91	white	+\$0
98	studio white A	+\$0
BK	black	+\$0
CL	cool grey neutral	+\$0
G1	graphite	+\$0
WN	warm grey neutral	+\$0

Step 9. Pull Finish

Metallic Paint

CN	metallic champagne	+\$0
MS	metallic silver	+\$0

Sand Texture Paint

BK	black	+\$0
79	green apple	+\$10
MY3	yellow oxide	+\$10
RO	red	+\$10
TRQ	turquoise	+\$10

Vertical Tower with Wardrobe and Storage Case, Bar Pull *continued*

Smooth Paint		
8Q	folkstone grey	+\$0
91	white	+\$0
98	studio white	+\$0
G1	graphite	+\$0
WL	sandstone	+\$0

Step 10. Top

T1	1"-high squared-edge top	+\$0
T2	1 ¹ / ₄ "-high squared-edge top	+\$0
TF	1 ¹ / ₄ "-high wood veneer top A	+\$210
D1	6 ¹ / ₂ "-high full dome, side-to-side	+\$210
D2	6 ¹ / ₂ "-high full dome, front-to-back	+\$210
H1	6 ¹ / ₂ "-high half dome, sloping left	+\$210
H2	6 ¹ / ₂ "-high half dome, sloping right	+\$210
H3	6 ¹ / ₂ "-high half dome, sloping front	+\$210
H4	6 ¹ / ₂ "-high half dome, sloping back	+\$210
TV1	1 ¹ / ₈ "-high wood veneer top and wood composite edge with oversail front A	+\$315

Step 11.

Veneer Top Finish: Wood Veneer

For painted metal front (P) with 1¹/₈"-high wood veneer top and wood composite edge with oversail front (TV1)

40	dark brown walnut A	+\$24
ED	aged cherry A	+\$24
EK	medium red walnut A	+\$24
EW	medium matte walnut A	+\$24
ET	clear on ash A	+\$24
EV	walnut on ash A	+\$24
UL	natural maple A	+\$24
UX	walnut on cherry A	+\$24

Veneer Top Finish: Wood Veneer

For painted metal front (P) with 1¹/₄"-high wood veneer top (TF)

2U	light brown walnut A	+\$24
40	dark brown walnut A	+\$24
ED	aged cherry A	+\$24
EK	medium red walnut A	+\$24
EW	medium matte walnut A	+\$24
ET	clear on ash A	+\$24
EV	walnut on ash A	+\$24
UL	natural maple A	+\$24
UX	walnut on cherry A	+\$24

Veneer Front Finish: Wood Veneer

For veneer front (V) with 1"-high squared-edge top (T1), 1¹/₄"-high squared-edge top (T2), 6¹/₂"-high full dome, side-to-side (D1), 6¹/₂"-high full dome, front-to-back (D2), 6¹/₂"-high half dome, sloping left (H1), 6¹/₂"-high half dome, sloping right (H2), or 6¹/₂"-high half dome, sloping front (H3), or 6¹/₂"-high half dome, sloping back (H4)

2U	light brown walnut A	+\$106
40	dark brown walnut A	+\$106
ED	aged cherry A	+\$106
EK	medium red walnut A	+\$106
EW	medium matte walnut A	+\$106
ET	clear on ash A	+\$106
EV	walnut on ash A	+\$106
UL	natural maple A	+\$106
UX	walnut on cherry A	+\$106

Veneer Front/Top Finish: Wood Veneer

For veneer front (V) with 1¹/₈"-high wood veneer top and wood composite edge with oversail front (TV1)

40	dark brown walnut A	+\$106
ED	aged cherry A	+\$106
EK	medium red walnut A	+\$106
EW	medium matte walnut A	+\$106
ET	clear on ash A	+\$106
EV	walnut on ash A	+\$106
UL	natural maple A	+\$106
UX	walnut on cherry A	+\$106

Veneer Front/Top Finish: Wood Veneer

For veneer front (V) with 1¹/₄"-high wood veneer top (TF)

2U	light brown walnut A	+\$106
40	dark brown walnut A	+\$106
ED	aged cherry A	+\$106
EK	medium red walnut A	+\$106
EW	medium matte walnut A	+\$106
ET	clear on ash A	+\$106
EV	walnut on ash A	+\$106
UL	natural maple A	+\$106
UX	walnut on cherry A	+\$106

Step 12. Base Height

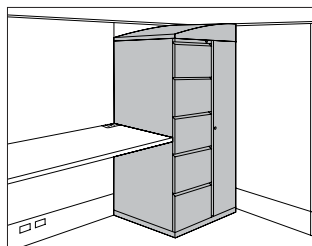
B1	1"-high base	+\$0
B2	1 ¹ / ₂ "-high base	+\$0
B3	2 ¹ / ₄ "-high base	+\$0
B4	3 ¹ / ₄ "-high base	+\$0
B5	4 ¹ / ₄ "-high base	+\$30

Vertical Tower with Wardrobe and
Storage Case, Bar Pull *continued*

Meridian® Vertical Storage Towers

Step 13. Lock		
KA	keyed alike	-\$10
KC	keyed differently, chrome	+\$0
KD	keyed differently, black	+\$0

Vertical Tower with Wardrobe, Bevel Pull



MTN14.
MTN24.
MTN34.
MTN44.
MTN54.
MTN64.

Product Information

Description

This 24"-wide freestanding storage tower is available in 3 heights and has a wardrobe on 1 side and drawers on the other side. It is available in smooth steel with a metal or veneer top and bevel pulls. 5 base heights are available; all bases include adjustable glides. A counterweight is included in the 24^{5/8"} towers.

The towers have a 9"-wide wardrobe/briefcase storage area and a lock. Letter-width file drawers include a file compressor; box drawers include an adjustable metal divider. 1 lock controls all drawers. The 24"-high tower has a wardrobe area for storage of personal items or a briefcase; the 36"-high tower has a coat hook for shorter-length coats or sweaters; the 48"-high tower has a side-to-side coat rod for coats and jackets. All wardrobes include a lock.

Notes

Front-facing filing module is the reference point when specifying location of wardrobe and orientation of full- or half-dome top.

2 box drawers may be specified in place of 1 file drawer in predetermined locations.

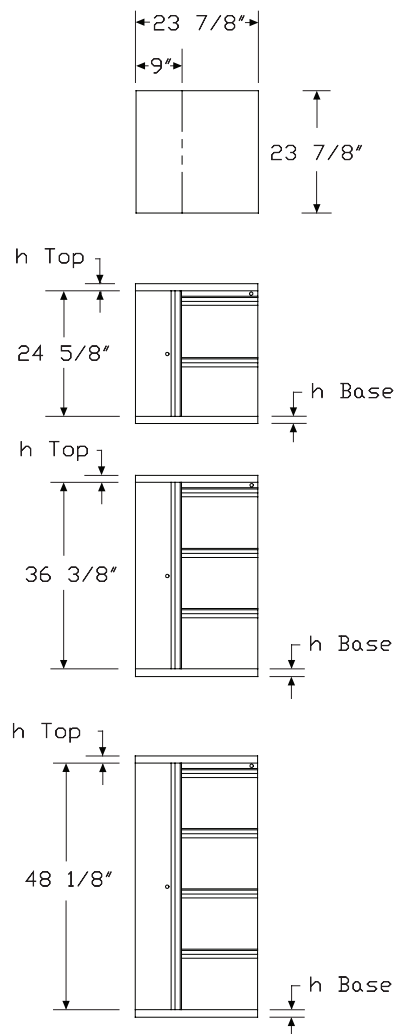
Dimensional illustrations do not include all possible configurations.

Order optional accessories separately:

- Drawer divider (73-1567-D)
- File drawer organizer (73-9874-FDO)
- Pencil tray (73-1516-PT)
- Stationery tray (73-7082-SST)

All locks in unit are factory installed and are keyed alike within unit. For specific numbering choices, specify KA and order lock plugs separately. See Keyed-Alike Information in Appendices.

Dimensions



Vertical Tower with Wardrobe, Bevel Pull *continued*

Specification Information			
Step 1.			
MTN			
Step 2. Height/Wardrobe Location			
14.24	24 ⁵ / ₈ " high, wardrobe left		
24.24	24 ⁵ / ₈ " high, wardrobe right		
34.24	36 ³ / ₈ " high, wardrobe left		
44.24	36 ³ / ₈ " high, wardrobe right		
54.24	48 ¹ / ₈ " high, wardrobe left		
64.24	48 ¹ / ₈ " high, wardrobe right		
Step 3. Drawer Configuration/Lock Option			
For 24 ⁵ / ₈ " high, wardrobe left (14.24) or 24 ⁵ / ₈ " high, wardrobe right (24.24)			
R	file/file, 1 lock		
S	box/box/file, 1 lock		
For 36 ³ / ₈ " high, wardrobe left (34.24) or 36 ³ / ₈ " high, wardrobe right (44.24)			
T	file/file/file, 1 lock		
V	box/box/file/file, 1 lock		
For 48 ¹ / ₈ " high, wardrobe left (54.24) or 48 ¹ / ₈ " high, wardrobe right (64.24)			
W	file/file/file/file, 1 lock		
X	file/box/box/file/file, 1 lock		
Step 4. Paint/Steel Type			
S	smooth paint on smooth steel		
X	textured paint on smooth steel		
Prices for Steps 1-4.			
		S	X
MTN14.24 R		\$1346	1346
S		\$1399	1399
MTN24.24 R		\$1346	1346
S		\$1399	1399
MTN34.24 T		\$1711	1711
V		\$1765	1765
MTN44.24 T		\$1711	1711
V		\$1765	1765

MTN54.24 W	\$2443	2443
X	\$2496	2496
MTN64.24 W	\$2443	2443
X	\$2496	2496

Step 5. Surface Finish

Nonmetallic Paint

For smooth paint on smooth steel (S)

8Q	folkstone grey	+\$0
91	white	+\$0
98	studio white A	+\$0
BU	black umber	+\$0
G2	graphite satin	+\$0
HF	inner tone light	+\$0
HT	inner tone	+\$0
LT	light tone	+\$0
LU	soft white	+\$0
MT	medium tone	+\$0
SG	slate grey	+\$0
WA	wheat	+\$0
WL	sandstone	+\$0

Metallic Paint

For smooth paint on smooth steel (S)

CN	metallic champagne	+\$0
EH	metallic bronze	+\$0
MS	metallic silver	+\$0

Sand Texture Paint

For textured paint on smooth steel (X)

91	white	+\$0
98	studio white A	+\$0
BK	black	+\$0
CL	cool grey neutral	+\$0
G1	graphite	+\$0
WN	warm grey neutral	+\$0

Vertical Tower with Wardrobe, Bevel Pull *continued*

Step 6. Top

T1	1"-high squared-edge top	+\$0
T2	1 1/4"-high squared-edge top	+\$0
TF	1 1/4"-high wood veneer top <input type="checkbox"/>	+\$210
D1	6 1/2"-high full dome, side-to-side	+\$210
D2	6 1/2"-high full dome, front-to-back	+\$210
H1	6 1/2"-high half dome, sloping left	+\$210
H2	6 1/2"-high half dome, sloping right	+\$210
H3	6 1/2"-high half dome, sloping front	+\$210
H4	6 1/2"-high half dome, sloping back	+\$210
TV1	1 1/8"-high wood veneer top and wood composite edge with oversail front <input type="checkbox"/>	+\$315

Step 7. Veneer Top Finish

Wood Veneer

For 1 1/8"-high wood veneer top and wood composite edge with oversail front (TV1)

40	dark brown walnut <input type="checkbox"/>	+\$24
ED	aged cherry <input type="checkbox"/>	+\$24
EK	medium red walnut <input type="checkbox"/>	+\$24
EW	medium matte walnut <input type="checkbox"/>	+\$24
ET	clear on ash <input type="checkbox"/>	+\$24
EU	oak on ash <input type="checkbox"/>	+\$24
EV	walnut on ash <input type="checkbox"/>	+\$24
UL	natural maple <input type="checkbox"/>	+\$24
UX	walnut on cherry <input type="checkbox"/>	+\$24

Wood Veneer

For 1 1/4"-high wood veneer top (TF)

2U	light brown walnut <input type="checkbox"/>	+\$24
40	dark brown walnut <input type="checkbox"/>	+\$24
ED	aged cherry <input type="checkbox"/>	+\$24
EK	medium red walnut <input type="checkbox"/>	+\$24
EW	medium matte walnut <input type="checkbox"/>	+\$24
ET	clear on ash <input type="checkbox"/>	+\$24
EU	oak on ash <input type="checkbox"/>	+\$24
EV	walnut on ash <input type="checkbox"/>	+\$24
UL	natural maple <input type="checkbox"/>	+\$24
UX	walnut on cherry <input type="checkbox"/>	+\$24

Step 8. Base Height

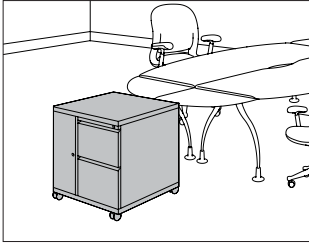
B1	1"-high base	+\$0
B2	1 1/2"-high base	+\$0
B3	2 1/4"-high base	+\$0
B4	3 1/4"-high base	+\$0
B5	4 1/4"-high base	+\$30

Step 9. Lock

For file/file, 1 lock (R), file/file/file, 1 lock (T), file/file/file/file, 1 lock (W), box/box/file, 1 lock (S), box/box/file/file, 1 lock (V), or file/box/box/file/file, 1 lock (X)

KA	keyed alike	-\$10
KC	keyed differently, chrome	+\$0
KD	keyed differently, black	+\$0

Mobile Vertical Tower with Wardrobe, Bevel Pull



MTC14.
MTC24.
MTC34.
MTC44.
MTC54.
MTC64.

Product Information

Description

This 24"-wide mobile storage tower is available in 3 heights and has a wardrobe on 1 side and drawers on the other side. It is available in smooth steel with a metal or veneer top and bevel pulls. The 5½"-high caster base includes a 1½"-high metal frame with 4 4"-diameter casters; 2 casters include a brake. A counterweight is included in all towers.

The towers have a 9"-wide wardrobe/briefcase storage area and a lock. Letter-width file drawers include a file compressor; box drawers include an adjustable metal divider. 1 lock controls all drawers. The 24"-high tower has a wardrobe area for storage of personal items or a briefcase; the 36"-high tower has a coat hook for shorter-length coats or sweaters; the 48"-high tower has a side-to-side coat rod for coats and jackets. All wardrobes include a lock.

Notes

Front-facing filing module is the reference point when specifying location of wardrobe and orientation of full- or half-dome top.

Casters must be field installed.

2 box drawers may be specified in place of 1 file drawer in predetermined locations.

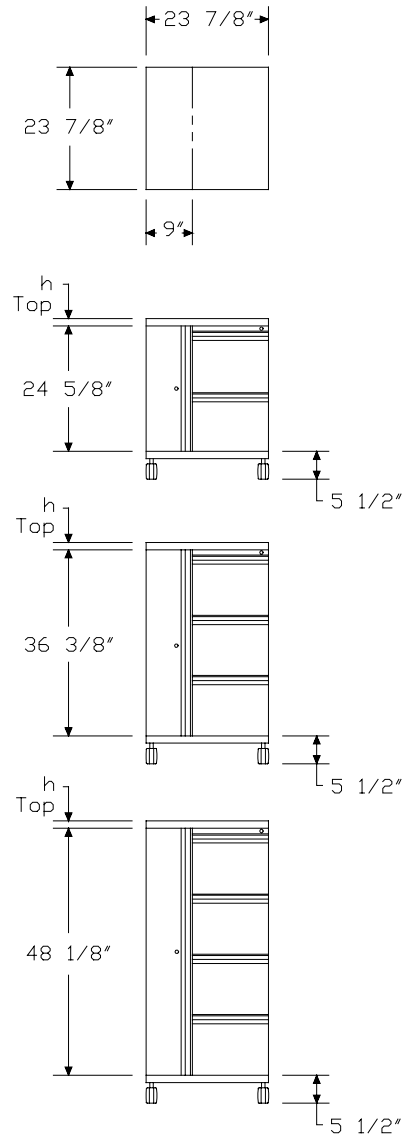
Dimensional illustrations do not include all possible configurations.

Order optional accessories separately:

- Drawer divider (73-1567-D)
- File drawer organizer (73-9874-FDO)
- Pencil tray (73-1516-PT)
- Stationery tray (73-7082-SST)

All locks in unit are factory installed and are keyed alike within unit. For specific numbering choices, specify KA and order lock plugs separately. See Keyed-Alike Information in Appendices.

Dimensions



Mobile Vertical Tower with Wardrobe, Bevel Pull *continued*

Specification Information		
Step 1.		
MTC		
Step 2. Height/Wardrobe Location		
14.24	24 ⁵ / ₈ " high, wardrobe left	
24.24	24 ⁵ / ₈ " high, wardrobe right	
34.24	36 ³ / ₈ " high, wardrobe left	
44.24	36 ³ / ₈ " high, wardrobe right	
54.24	48 ¹ / ₈ " high, wardrobe left	
64.24	48 ¹ / ₈ " high, wardrobe right	
Step 3. Drawer Configuration/Lock Option		
For 24 ⁵ / ₈ " high, wardrobe left (14.24) or 24 ⁵ / ₈ " high, wardrobe right (24.24)		
R	file/file, 1 lock	
S	box/box/file, 1 lock	
For 36 ³ / ₈ " high, wardrobe left (34.24) or 36 ³ / ₈ " high, wardrobe right (44.24)		
T	file/file/file, 1 lock	
V	box/box/file/file, 1 lock	
For 48 ¹ / ₈ " high, wardrobe left (54.24) or 48 ¹ / ₈ " high, wardrobe right (64.24)		
W	file/file/file/file, 1 lock	
X	file/box/box/file/file, 1 lock	
Step 4. Paint/Steel Type		
S	smooth paint on smooth steel	
X	textured paint on smooth steel	
Prices for Steps 1-4.		
	S	X
MTC14.24 R	\$1549	1549
S	\$1601	1601
MTC24.24 R	\$1549	1549
S	\$1601	1601
MTC34.24 T	\$1916	1916
V	\$1969	1969
MTC44.24 T	\$1916	1916
V	\$1969	1969

MTC54.24 W	\$2647	2647
X	\$2701	2701
MTC64.24 W	\$2647	2647
X	\$2701	2701
Step 5. Surface Finish		
Nonmetallic Paint		
<i>For smooth paint on smooth steel (S)</i>		
8Q	folkstone grey	+\$0
91	white	+\$0
98	studio white A	+\$0
BU	black umber	+\$0
G2	graphite satin	+\$0
HF	inner tone light	+\$0
HT	inner tone	+\$0
LT	light tone	+\$0
LU	soft white	+\$0
MT	medium tone	+\$0
SG	slate grey	+\$0
WA	wheat	+\$0
WL	sandstone	+\$0
Metallic Paint		
<i>For smooth paint on smooth steel (S)</i>		
CN	metallic champagne	+\$0
EH	metallic bronze	+\$0
MS	metallic silver	+\$0
Sand Texture Paint		
<i>For textured paint on smooth steel (X)</i>		
91	white	+\$0
98	studio white A	+\$0
BK	black	+\$0
CL	cool grey neutral	+\$0
G1	graphite	+\$0
WN	warm grey neutral	+\$0

Mobile Vertical Tower with Wardrobe, Bevel Pull *continued*

Step 6. Top		
T1	1"-high squared-edge top	+\$0
T2	1¼"-high squared-edge top	+\$0
TF	1¼"-high wood veneer top <input type="checkbox"/>	+\$210
D1	6½"-high full dome, side-to-side	+\$210
D2	6½"-high full dome, front-to-back	+\$210
H1	6½"-high half dome, sloping left	+\$210
H2	6½"-high half dome, sloping right	+\$210
H3	6½"-high half dome, sloping front	+\$210
H4	6½"-high half dome, sloping back	+\$210
TV1	1⅛"-high wood veneer top and wood composite edge with oversail front <input type="checkbox"/>	+\$315

Step 7. Veneer Top Finish

Wood Veneer

For 1⅛"-high wood veneer top and wood composite edge with oversail front (TV1)

40	dark brown walnut <input type="checkbox"/>	+\$24
ED	aged cherry <input type="checkbox"/>	+\$24
EK	medium red walnut <input type="checkbox"/>	+\$24
EW	medium matte walnut <input type="checkbox"/>	+\$24
ET	clear on ash <input type="checkbox"/>	+\$24
EU	oak on ash <input type="checkbox"/>	+\$24
EV	walnut on ash <input type="checkbox"/>	+\$24
UL	natural maple <input type="checkbox"/>	+\$24
UX	walnut on cherry <input type="checkbox"/>	+\$24

Wood Veneer

For 1¼"-high wood veneer top (TF)

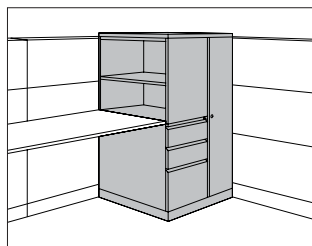
2U	light brown walnut <input type="checkbox"/>	+\$24
40	dark brown walnut <input type="checkbox"/>	+\$24
ED	aged cherry <input type="checkbox"/>	+\$24
EK	medium red walnut <input type="checkbox"/>	+\$24
EW	medium matte walnut <input type="checkbox"/>	+\$24
ET	clear on ash <input type="checkbox"/>	+\$24
EU	oak on ash <input type="checkbox"/>	+\$24
EV	walnut on ash <input type="checkbox"/>	+\$24
UL	natural maple <input type="checkbox"/>	+\$24
UX	walnut on cherry <input type="checkbox"/>	+\$24

Step 8. Lock

For file/file, 1 lock (R), file/file/file, 1 lock (T), file/file/file/file, 1 lock (W), box/box/file, 1 lock (S), box/box/file/file, 1 lock (V), or file/box/box/file/file, 1 lock (X)

KA	keyed alike	-\$10
KC	keyed differently, chrome	+\$0
KD	keyed differently, black	+\$0

Vertical Tower with Wardrobe and Side-Facing Bookcase, Bevel Pull



MTB14.
MTB24.
MTB34.
MTB44.
MTB54.
MTB64.

Product Information

Description

This freestanding storage tower has a wardrobe and modules for display materials, binders, filing materials, and personal items. It is available in 3 heights and has a wardrobe on 1 side and a side-facing bookcase and drawers on the other side. The tower is available in smooth steel. The tower has a metal or veneer top and bevel pulls. 5 base heights are available; all bases include adjustable glides.

The 24"-wide tower has a 9"-wide wardrobe; the 30"-wide tower has a 15"-wide wardrobe. Both wardrobes include a side-to-side coat rod and lock. Letter-width file drawers include a file compressor; box drawers include an adjustable metal divider. 1 lock controls all drawers.

The 23½"-high bookcase includes 1 adjustable shelf to create openings for 1 row of binders and 1 row of display material. The 26¼"- and 27⅝"-high bookcases include 1 adjustable shelf to create openings for 2 rows of binders or display materials. The 35¼"-high bookcase includes 2 adjustable shelves to create openings for 2 rows of binders and 1 row of display materials. The 39⅜"-high bookcase includes 2 adjustable shelves to create openings for 3 rows of binders. Shelves adjust in 1¼" increments.

Notes

Front-facing filing module is the reference point when specifying location of wardrobe and orientation of full- or half-dome top.

When specifying tower with 2 file drawers (R) and aligning bookcase with standard 29"-high work surface, specify 3¼"-high base (B4).

2 box drawers may be specified in place of 1 file drawer in predetermined locations.

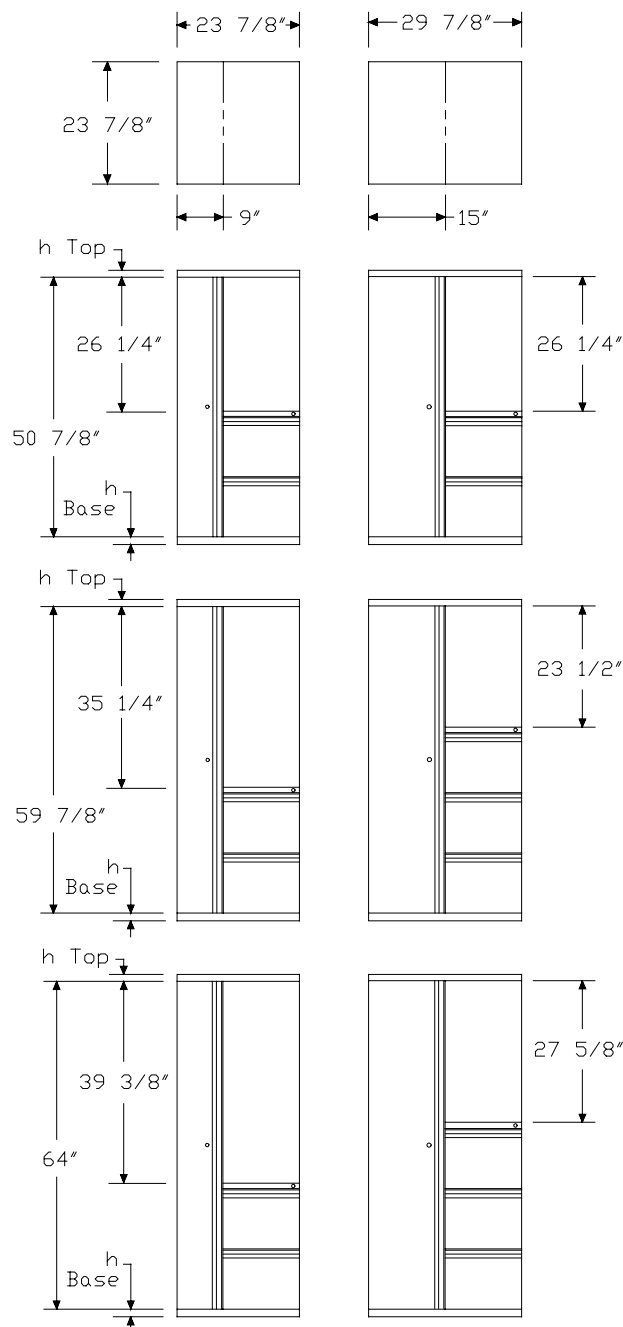
Dimensional illustrations do not include all possible configurations.

Order optional accessories separately:

- Adjustable shelf for side-facing bookcase (MTAS.A)
- Drawer divider (73-1567-D)
- File drawer organizer (73-9874-FDO)
- Pencil tray (73-1516-PT)
- Stationery tray (73-7082-SST)

All locks in unit are factory installed and are keyed alike within unit. For specific numbering choices, specify KA and order lock plugs separately. See Keyed-Alike Information in Appendices.

Dimensions



Vertical Tower with Wardrobe and Side-Facing Bookcase, Bevel Pull

continued

Meridian® Vertical Storage Towers

Specification Information			
Step 1.			
MTB			
Step 2. Height/Wardrobe Location			
14.	50 ⁷ / ₈ " high, wardrobe left		
24.	50 ⁷ / ₈ " high, wardrobe right		
34.	59 ⁷ / ₈ " high, wardrobe left		
44.	59 ⁷ / ₈ " high, wardrobe right		
54.	64" high, wardrobe left		
64.	64" high, wardrobe right		
Step 3. Width			
24	24" wide		
30	30" wide		
Step 4. Drawer Configuration			
For 50 ⁷ / ₈ " high, wardrobe left (14.) or 50 ⁷ / ₈ " high, wardrobe right (24.)			
RF	file/file		
SF	box/box/file		
For 59 ⁷ / ₈ " high, wardrobe left (34.), 59 ⁷ / ₈ " high, wardrobe right (44.), 64" high, wardrobe left (54.), or 64" high, wardrobe right (64.)			
RF	file/file		
SF	box/box/file		
TF	file/file/file		
VF	box/box/file/file		
Step 5. Paint/Steel Type			
S	smooth paint on smooth steel		
X	textured paint on smooth steel		
Prices for Steps 1-5.			
		S	X
MTB14.24	RF	\$2181	2181
	SF	\$2236	2236
30	RF	\$2203	2203
	SF	\$2255	2255
		S	X
MTB24.24	RF	\$2181	2181
	SF	\$2236	2236
30	RF	\$2203	2203
	SF	\$2255	2255

		S	X
MTB34.24	RF	\$2207	2207
	SF	\$2261	2261
	TF	\$2402	2402
	VF	\$2458	2458
30	RF	\$2224	2224
	SF	\$2279	2279
	TF	\$2424	2424
	VF	\$2476	2476
		S	X
MTB44.24	RF	\$2207	2207
	SF	\$2261	2261
	TF	\$2402	2402
	VF	\$2458	2458
30	RF	\$2224	2224
	SF	\$2279	2279
	TF	\$2424	2424
	VF	\$2476	2476
		S	X
MTB54.24	RF	\$2268	2268
	SF	\$2320	2320
	TF	\$2464	2464
	VF	\$2519	2519
30	RF	\$2286	2286
	SF	\$2341	2341
	TF	\$2486	2486
	VF	\$2538	2538
		S	X
MTB64.24	RF	\$2268	2268
	SF	\$2320	2320
	TF	\$2464	2464
	VF	\$2519	2519
30	RF	\$2286	2286
	SF	\$2341	2341
	TF	\$2486	2486
	VF	\$2538	2538

Vertical Tower with Wardrobe and Side-Facing Bookcase, Bevel Pull

continued

Step 6. Surface Finish

Nonmetallic Paint

For smooth paint on smooth steel (S)

8Q	folkstone grey	+\$0
91	white	+\$0
98	studio white A	+\$0
BU	black umber	+\$0
G2	graphite satin	+\$0
HF	inner tone light	+\$0
HT	inner tone	+\$0
LT	light tone	+\$0
LU	soft white	+\$0
MT	medium tone	+\$0
SG	slate grey	+\$0
WA	wheat	+\$0
WL	sandstone	+\$0

Metallic Paint

For smooth paint on smooth steel (S)

CN	metallic champagne	+\$0
MS	metallic silver	+\$0

Sand Texture Paint

For textured paint on smooth steel (X)

98	studio white A	+\$0
-----------	-----------------------------	------

Bright Sand Texture Paint

For textured paint on smooth steel (X)

91	white	+\$0
CL	cool grey neutral	+\$0
G1	graphite	+\$0
WN	warm grey neutral	+\$0

Step 7. Top

		24	30
T1	1"-high squared-edge top	+\$0	0
T2	1 1/4"-high squared-edge top	+\$0	0
TF	1 1/4"-high wood veneer top A	+\$210	231
D1	6 1/2"-high full dome, side-to-side	+\$210	231
D2	6 1/2"-high full dome, front-to-back	+\$210	231
H1	6 1/2"-high half dome, sloping left	+\$210	231
H2	6 1/2"-high half dome, sloping right	+\$210	231
H3	6 1/2"-high half dome, sloping front	+\$210	231
H4	6 1/2"-high half dome, sloping back	+\$210	231
TV1	1 1/8"-high wood veneer top and wood composite edge with oversail front A	+\$315	315

Step 8. Veneer Top Finish

Wood Veneer

For 1 1/8"-high wood veneer top and wood composite edge with oversail front (TV1)

40	dark brown walnut A	+\$24
ED	aged cherry A	+\$24
EK	medium red walnut A	+\$24
EW	medium matte walnut A	+\$24
ET	clear on ash A	+\$24
EU	oak on ash A	+\$24
EV	walnut on ash A	+\$24
UL	natural maple A	+\$24
UX	walnut on cherry A	+\$24

Wood Veneer

For 1 1/4"-high wood veneer top (TF)

2U	light brown walnut A	+\$24
40	dark brown walnut A	+\$24
ED	aged cherry A	+\$24
EK	medium red walnut A	+\$24
EW	medium matte walnut A	+\$24
ET	clear on ash A	+\$24
EU	oak on ash A	+\$24
EV	walnut on ash A	+\$24
UL	natural maple A	+\$24
UX	walnut on cherry A	+\$24

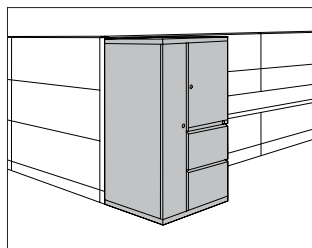
Vertical Tower with Wardrobe and
Side-Facing Bookcase, Bevel Pull

continued

Meridian® Vertical Storage Towers

Step 9. Base Height		
B1	1"-high base	+\$0
B2	1½"-high base	+\$0
B3	2¼"-high base	+\$0
B4	3¼"-high base	+\$0
B5	4¼"-high base	+\$30
Step 10. Lock		
KA	keyed alike	-\$10
KC	keyed differently, chrome	+\$0
KD	keyed differently, black	+\$0

Vertical Tower with Wardrobe and Storage Case, Bevel Pull



MTV14.
MTV24.
MTV34.
MTV44.
MTV54.
MTV64.

Product Information

Description

This freestanding storage tower has a wardrobe and modules for display materials, binders, filing materials, and personal items. It is available in 3 heights and has a wardrobe on 1 side and a storage case and drawers on the other side. Storage cases have 1 locking metal door. Drawers, wardrobe, and metal storage case doors have bevel pulls. The tower is available in smooth steel with a metal or veneer top. 5 base heights are available; all bases include adjustable glides.

The 24"-wide tower has a 9"-wide wardrobe; the 30"-wide tower has a 15"-wide wardrobe. Both wardrobes include a side-to-side coat rod and lock. Letter-width file drawers include a file compressor; box drawers include an adjustable metal divider. 1 lock controls all drawers.

The 23½"-high storage case includes 1 adjustable shelf to create openings for 1 row of binders and 1 row of display material. The 26¼"- and 27⅝"-high storage cases include 1 adjustable shelf to create openings for 2 rows of binders or display materials. The 35¼"-high storage case includes 2 adjustable shelves to create openings for 2 rows of binders and 1 row of display materials. The 39⅜"-high storage case includes 2 adjustable shelves to create openings for 3 rows of binders. Shelves adjust in 1¼" increments.

Notes

Front-facing filing module is the reference point when specifying location of wardrobe and orientation of full- or half-dome top.

2 box drawers may be specified in place of 1 file drawer in predetermined locations.

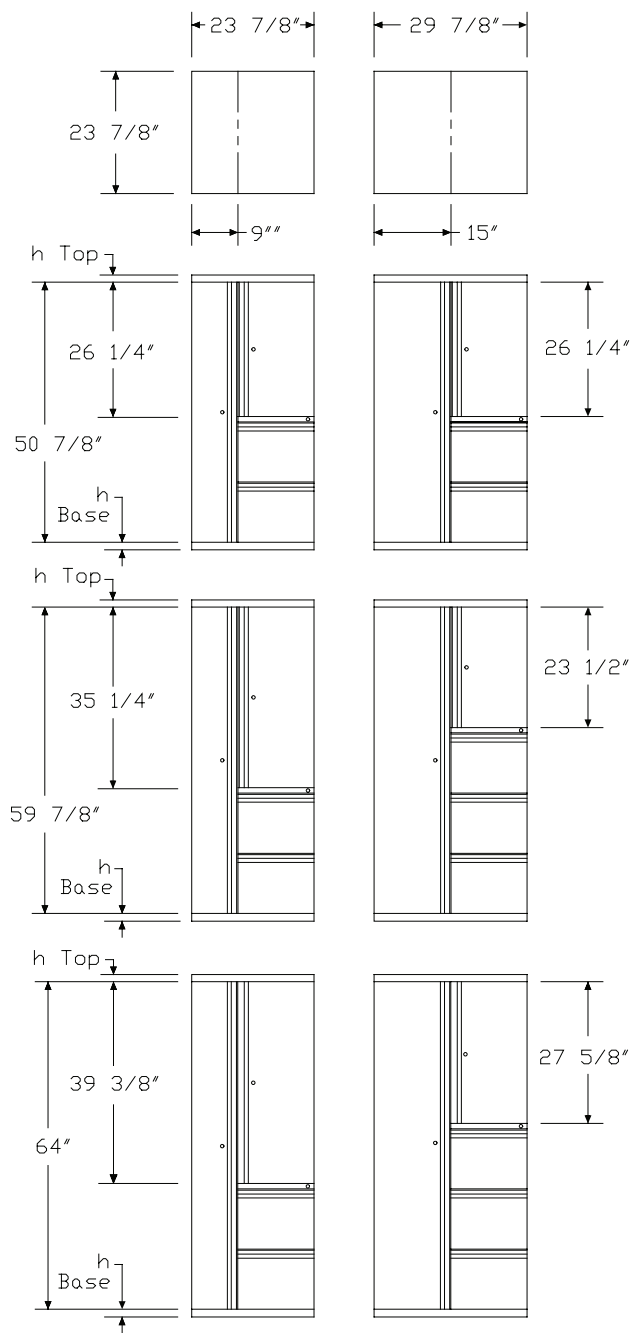
Dimensional illustrations do not include all possible configurations.

Order optional accessories separately:

- Adjustable shelf for storage case (MTAS.B)
- Drawer divider (73-1567-D)
- File drawer organizer (73-9874-FDO)
- Pencil tray (73-1516-PT)
- Stationery tray (73-7082-SST)

All locks in unit are factory installed and are keyed alike within the unit. For specific numbering choices, specify KA and order lock plugs separately. See Keyed-Alike Information in Appendices.

Dimensions



Vertical Tower with Wardrobe and Storage Case, Bevel Pull *continued*

Specification Information	
Step 1.	
MTV	
Step 2. Height/Wardrobe Location	
14.	50 ⁷ / ₈ " high, wardrobe left
24.	50 ⁷ / ₈ " high, wardrobe right
34.	59 ⁷ / ₈ " high, wardrobe left
44.	59 ⁷ / ₈ " high, wardrobe right
54.	64" high, wardrobe left
64.	64" high, wardrobe right
Step 3. Width	
24	24" wide
30	30" wide
Step 4. Drawer Configuration	
<i>For 50⁷/₈" high, wardrobe left (14.) or 50⁷/₈" high, wardrobe right (24.)</i>	
R	file/file
S	box/box/file
<i>For 59⁷/₈" high, wardrobe left (34.), 59⁷/₈" high, wardrobe right (44.), 64" high, wardrobe left (54.), or 64" high, wardrobe right (64.)</i>	
R	file/file
S	box/box/file
T	file/file/file
V	box/box/file/file
Step 5. Storage Case Door	
F	painted metal door
Step 6. Paint/Steel Type	
S	smooth paint on smooth steel
X	textured paint on smooth steel

Prices for Steps 1-6.

	FS	FX
MTV14.24 R	\$2414	2414
S	\$2468	2468
30 R	\$2433	2433
S	\$2489	2489
MTV24.24 R	\$2414	2414
S	\$2468	2468
30 R	\$2433	2433
S	\$2489	2489

MTV34.24 R	\$2439	2439
S	\$2493	2493
T	\$2608	2608
V	\$2664	2664
30 R	\$2458	2458
S	\$2514	2514
T	\$2627	2627
V	\$2680	2680
MTV44.24 R	\$2439	2439
S	\$2493	2493
T	\$2608	2608
V	\$2664	2664
30 R	\$2458	2458
S	\$2514	2514
T	\$2627	2627
V	\$2680	2680
MTV54.24 R	\$2499	2499
S	\$2555	2555
T	\$2670	2670
V	\$2723	2723
30 R	\$2519	2519
S	\$2571	2571
T	\$2690	2690
V	\$2743	2743
MTV64.24 R	\$2499	2499
S	\$2555	2555
T	\$2670	2670
V	\$2723	2723
30 R	\$2519	2519
S	\$2571	2571
T	\$2690	2690
V	\$2743	2743

Vertical Tower with Wardrobe and Storage Case, Bevel Pull *continued*

Step 7. Surface Finish

Nonmetallic Paint

For smooth paint on smooth steel (S)

CL	cool grey neutral	+\$0
8Q	folkstone grey	+\$0
91	white	+\$0
98	studio white A	+\$0
BU	black umber	+\$0
G2	graphite satin	+\$0
HF	inner tone light	+\$0
HT	inner tone	+\$0
LT	light tone	+\$0
LU	soft white	+\$0
MT	medium tone	+\$0
SG	slate grey	+\$0
WA	wheat	+\$0
WL	sandstone	+\$0

Metallic Paint

For smooth paint on smooth steel (S)

CN	metallic champagne	+\$0
EH	metallic bronze	+\$0
MS	metallic silver	+\$0

Sand Texture Paint

For textured paint on smooth steel (X)

91	white	+\$0
98	studio white A	+\$0
BK	black	+\$0
CL	cool grey neutral	+\$0
G1	graphite	+\$0
WN	warm grey neutral	+\$0

Step 8. Top

		24	30
T1	1"-high squared-edge top	+\$0	0
T2	1 1/4"-high squared-edge top	+\$0	0
TF	1 1/4"-high wood veneer top A	+\$210	231
D1	6 1/2"-high full dome, side-to-side	+\$210	231
D2	6 1/2"-high full dome, front-to-back	+\$210	231
H1	6 1/2"-high half dome, sloping left	+\$210	231
H2	6 1/2"-high half dome, sloping right	+\$210	231
H3	6 1/2"-high half dome, sloping front	+\$210	231
H4	6 1/2"-high half dome, sloping back	+\$210	231
TV1	1 1/8"-high wood veneer top and wood composite edge with oversail front A	+\$315	315

Step 9. Veneer Top Finish

Wood Veneer

For 1 1/8"-high wood veneer top and wood composite edge with oversail front (TV1)

40	dark brown walnut A	+\$24
ED	aged cherry A	+\$24
EK	medium red walnut A	+\$24
EW	medium matte walnut A	+\$24
ET	clear on ash A	+\$24
EU	oak on ash A	+\$24
EV	walnut on ash A	+\$24
UL	natural maple A	+\$24
UX	walnut on cherry A	+\$24

Wood Veneer

For 1 1/4"-high wood veneer top (TF)

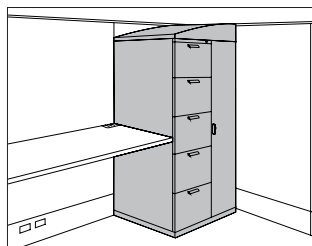
2U	light brown walnut A	+\$24
40	dark brown walnut A	+\$24
ED	aged cherry A	+\$24
EK	medium red walnut A	+\$24
EW	medium matte walnut A	+\$24
ET	clear on ash A	+\$24
EU	oak on ash A	+\$24
EV	walnut on ash A	+\$24
UL	natural maple A	+\$24
UX	walnut on cherry A	+\$24

Vertical Tower with Wardrobe and
Storage Case, Bevel Pull *continued*

Meridian® Vertical Storage Towers

Step 10. Base Height		
B1	1"-high base	+\$0
B2	1½"-high base	+\$0
B3	2¼"-high base	+\$0
B4	3¼"-high base	+\$0
B5	4¼"-high base	+\$30
Step 11. Lock		
KA	keyed alike	-\$10
KC	keyed differently, chrome	+\$0
KD	keyed differently, black	+\$0

Vertical Tower with Wardrobe, Sloped Pull



MTN1P. MTN1V. MTN2P. MTN2V. MTN3P. MTN3V. MTN4P. MTN4V. MTN5P. MTN5V. MTN6P. MTN6V.

Product Information

Description

This 24"-wide freestanding storage tower is available in 3 heights and has a wardrobe on 1 side and drawers on the other side. It is available in smooth steel with a metal or veneer top, sloped pulls, and painted metal or veneer fronts. 5 base heights are available; all bases include adjustable glides. A counterweight is included in the 24^{5/8"} towers. The towers have a 9"-wide wardrobe/briefcase storage area and a lock. Letter-width file drawers include a file compressor; box drawers include an adjustable metal divider. 1 lock controls all drawers. The 24"-high tower has a wardrobe area for storage of personal items or a briefcase; the 36"-high tower has a coat hook for shorter-length coats or sweaters; the 48"-high tower has a side-to-side coat rod for coats and jackets. All wardrobes include a lock.

Notes

Front-facing filing module is the reference point when specifying location of wardrobe and orientation of full- or half-dome top.

2 box drawers may be specified in place of 1 file drawer in predetermined locations.

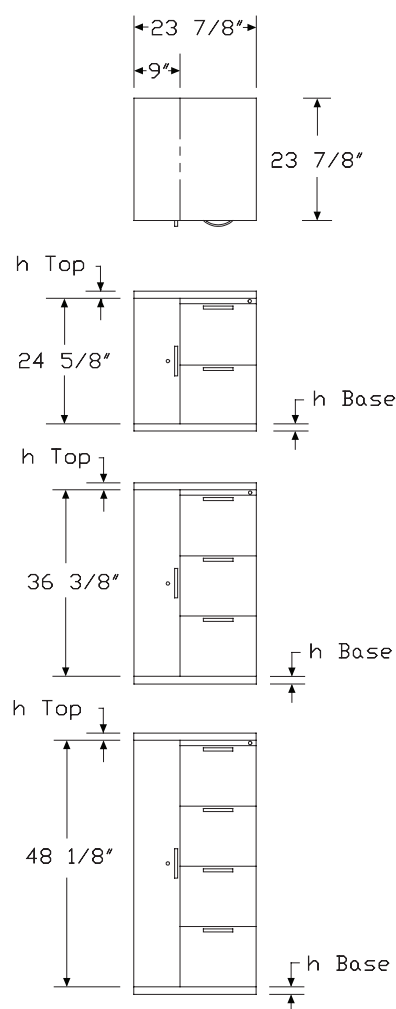
Dimensional illustrations do not include all possible configurations.

Order optional accessories separately:

- Drawer divider (73-1567-D)
- File drawer organizer (73-9874-FDO)
- Pencil tray (73-1516-PT)
- Stationery tray (73-7082-SST)

All locks in unit are factory installed and are keyed alike within unit. For specific numbering choices, specify KA and order lock plugs separately. See Keyed-Alike Information in Appendices.

Dimensions



Vertical Tower with Wardrobe, Sloped Pull *continued*

Specification Information			
Step 1.			
MTN			
Step 2. Height/Wardrobe Location			
1	24 ⁵ / ₈ " high, wardrobe left		
2	24 ⁵ / ₈ " high, wardrobe right		
3	36 ³ / ₈ " high, wardrobe left		
4	36 ³ / ₈ " high, wardrobe right		
5	48 ¹ / ₈ " high, wardrobe left		
6	48 ¹ / ₈ " high, wardrobe right		
Step 3. Front Material			
P.24	painted metal front		
V.24	veneer front A		
Step 4. Drawer Configuration/Lock Option			
For 24 ⁵ / ₈ " high, wardrobe left (1) or 24 ⁵ / ₈ " high, wardrobe right (2)			
R	file/file, 1 lock		
S	box/box/file, 1 lock		
For 36 ³ / ₈ " high, wardrobe left (3) or 36 ³ / ₈ " high, wardrobe right (4)			
T	file/file/file, 1 lock		
V	box/box/file/file, 1 lock		
For 48 ¹ / ₈ " high, wardrobe left (5) or 48 ¹ / ₈ " high, wardrobe right (6)			
W	file/file/file/file, 1 lock		
X	file/box/box/file/file, 1 lock		
Step 5. Paint/Steel Type			
S	smooth paint on smooth steel		
X	textured paint on smooth steel		
Prices for Steps 1-5.			
		S	X
MTN1P.24	R	\$1387	1387
	S	\$1440	1440
MTN1V.24	R	\$2912	2912
	S	\$3020	3020
MTN2P.24	R	\$1387	1387
	S	\$1440	1440
MTN2V.24	R	\$2912	2912
	S	\$3020	3020

MTN3P.24 T	\$1753	1753
V	\$1806	1806
MTN3V.24 T	\$3615	3615
V	\$3724	3724
MTN4P.24 T	\$1753	1753
V	\$1806	1806
MTN4V.24 T	\$3615	3615
V	\$3724	3724
MTN5P.24 W	\$2484	2484
X	\$2537	2537
MTN5V.24 W	\$4516	4516
X	\$4624	4624
MTN6P.24 W	\$2484	2484
X	\$2537	2537
MTN6V.24 W	\$4516	4516
X	\$4624	4624
Step 6. Surface Finish		
Nonmetallic Paint		
<i>For smooth paint on smooth steel (S)</i>		
8Q	folkstone grey	+\$0
91	white	+\$0
98	studio white A	+\$0
BU	black umber	+\$0
G2	graphite satin	+\$0
HF	inner tone light	+\$0
HT	inner tone	+\$0
LT	light tone	+\$0
LU	soft white	+\$0
MT	medium tone	+\$0
SG	slate grey	+\$0
WA	wheat	+\$0
WL	sandstone	+\$0
Metallic Paint		
<i>For smooth paint on smooth steel (S)</i>		
CN	metallic champagne	+\$0
EH	metallic bronze	+\$0
MS	metallic silver	+\$0

Vertical Tower with Wardrobe, Sloped Pull *continued*

Sand Texture Paint



For textured paint on smooth steel (X)

91	white	+\$0
98	studio white 	+\$0
BK	black	+\$0
CL	cool grey neutral	+\$0
G1	graphite	+\$0
WN	warm grey neutral	+\$0

Step 7. Pull Finish

G2	graphite satin	+\$0
U1	brushed aluminum	+\$0











Step 8. Top

T1	1"-high squared-edge top	+\$0
T2	1 ¹ / ₄ "-high squared-edge top	+\$0
TF	1 ¹ / ₄ "-high wood veneer top 	+\$210
D1	6 ¹ / ₂ "-high full dome, side-to-side	+\$210
D2	6 ¹ / ₂ "-high full dome, front-to-back	+\$210
H1	6 ¹ / ₂ "-high half dome, sloping left	+\$210
H2	6 ¹ / ₂ "-high half dome, sloping right	+\$210
H3	6 ¹ / ₂ "-high half dome, sloping front	+\$210
H4	6 ¹ / ₂ "-high half dome, sloping back	+\$210
TV1	1 ¹ / ₈ "-high wood veneer top and wood composite edge with oversail front 	+\$315

Step 9.










Veneer Front Finish: Wood Veneer

For 1"-high squared-edge top (T1), 1¹/₄"-high squared-edge top (T2), 6¹/₂"-high full dome, side-to-side (D1), 6¹/₂"-high full dome, front-to-back (D2), 6¹/₂"-high half dome, sloping left (H1), 6¹/₂"-high half dome, sloping right (H2), 6¹/₂"-high half dome, sloping front (H3), or 6¹/₂"-high half dome, sloping back (H4)

2U	light brown walnut 	+\$66
40	dark brown walnut 	+\$66
ED	aged cherry 	+\$66
EK	medium red walnut 	+\$66
EW	medium matte walnut 	+\$66
ET	clear on ash 	+\$66
EU	oak on ash 	+\$66
EV	walnut on ash 	+\$66
UL	natural maple 	+\$66
UX	walnut on cherry 	+\$66











Veneer Front/Top Finish: Wood Veneer

For 1¹/₈"-high wood veneer top and wood composite edge with oversail front (TV1)

40	dark brown walnut 	+\$66
ED	aged cherry 	+\$66
EK	medium red walnut 	+\$66
EW	medium matte walnut 	+\$66
ET	clear on ash 	+\$66
EU	oak on ash 	+\$66
EV	walnut on ash 	+\$66
UL	natural maple 	+\$66
UX	walnut on cherry 	+\$66










Veneer Top Finish: Wood Veneer

For 1¹/₄"-high wood veneer top (TF)

2U	light brown walnut 	+\$24
40	dark brown walnut 	+\$24
ED	aged cherry 	+\$24
EK	medium red walnut 	+\$24
EW	medium matte walnut 	+\$24
ET	clear on ash 	+\$24
EU	oak on ash 	+\$24
EV	walnut on ash 	+\$24
UL	natural maple 	+\$24
UX	walnut on cherry 	+\$24

Veneer Top Finish: Wood Veneer

For 1¹/₈"-high wood veneer top and wood composite edge with oversail front (TV1)

40	dark brown walnut 	+\$24
ED	aged cherry 	+\$24
EK	medium red walnut 	+\$24
EW	medium matte walnut 	+\$24
ET	clear on ash 	+\$24
EU	oak on ash 	+\$24
EV	walnut on ash 	+\$24
UL	natural maple 	+\$24
UX	walnut on cherry 	+\$24

Vertical Tower with Wardrobe, Sloped Pull *continued*

Veneer Front/Top Finish: Wood Veneer

For 1¹/₄"-high wood veneer top (TF)

2U	light brown walnut A	+\$66
40	dark brown walnut A	+\$66
ED	aged cherry A	+\$66
EK	medium red walnut A	+\$66
EW	medium matte walnut A	+\$66
ET	clear on ash A	+\$66
EU	oak on ash A	+\$66
EV	walnut on ash A	+\$66
UL	natural maple A	+\$66
UX	walnut on cherry A	+\$66

Step 10. Base Height

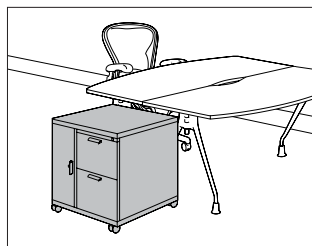
B1	1"-high base	+\$0
B2	1 ¹ / ₂ "-high base	+\$0
B3	2 ¹ / ₄ "-high base	+\$0
B4	3 ¹ / ₄ "-high base	+\$0
B5	4 ¹ / ₄ "-high base	+\$30

Step 11. Lock

For file/file, 1 lock (R), file/file/file, 1 lock (T), file/file/file/file, 1 lock (W), box/box/file, 1 lock (S), box/box/file/file, 1 lock (V), or file/box/box/file/file, 1 lock (X)

KA	keyed alike	-\$10
KC	keyed differently, chrome	+\$0
KD	keyed differently, black	+\$0

Mobile Vertical Tower with Wardrobe, Sloped Pull



MTC1P.
MTC1V.
MTC2P.
MTC2V.
MTC3P.
MTC3V.
MTC4P.
MTC4V.
MTC5P.

MTC5V.
MTC6P.
MTC6V.

Product Information

Description

This 24"-wide mobile storage tower is available in 3 heights and has a wardrobe on 1 side and drawers on the other side. It is available in smooth steel with a metal or veneer top, sloped pulls, and painted metal or veneer fronts. The 5½"-high caster base includes a 1½"-high metal frame with 4 4"-diameter casters; 2 casters include a brake. A counterweight is included in all towers.

The towers have a 9"-wide wardrobe/briefcase storage area and a lock. Letter-width file drawers include a file compressor; box drawers include an adjustable metal divider. 1 lock controls all drawers. The 24"-high tower has a wardrobe area for storage of personal items or a briefcase; the 36"-high tower has a coat hook for shorter-length coats or sweaters; the 48"-high tower has a side-to-side coat rod for coats and jackets. All wardrobes include a lock.

Notes

Front-facing filing module is the reference point when specifying location of wardrobe and orientation of full- or half-dome top.

Casters must be field installed.

2 box drawers may be specified in place of 1 file drawer in predetermined locations.

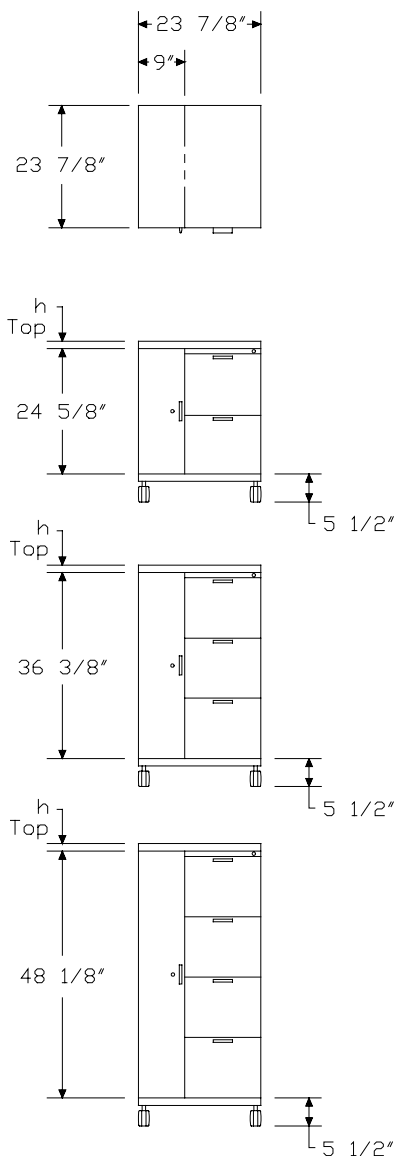
Dimensional illustrations do not include all possible configurations.

Order optional accessories separately:

- Drawer divider (73-1567-D)
- File drawer organizer (73-9874-FDO)
- Pencil tray (73-1516-PT)
- Stationery tray (73-7082-SST)

All locks in unit are factory installed and are keyed alike within unit. For specific numbering choices, specify KA and order lock plugs separately. See Keyed-Alike Information in Appendices

Dimensions



Mobile Vertical Tower with Wardrobe, Sloped Pull *continued*

Specification Information			
Step 1.			
MTC			
Step 2. Height/Wardrobe Location			
1	24 ⁵ / ₈ " high, wardrobe left		
2	24 ⁵ / ₈ " high, wardrobe right		
3	36 ³ / ₈ " high, wardrobe left		
4	36 ³ / ₈ " high, wardrobe right		
5	48 ¹ / ₈ " high, wardrobe left		
6	48 ¹ / ₈ " high, wardrobe right		
Step 3. Front Material			
P.24	painted metal front		
V.24	veneer front A		
Step 4. Drawer Configuration/Lock Option			
For 24 ⁵ / ₈ " high, wardrobe left (1) or 24 ⁵ / ₈ " high, wardrobe right (2)			
R	file/file, 1 lock		
S	box/box/file, 1 lock		
For 36 ³ / ₈ " high, wardrobe left (3) or 36 ³ / ₈ " high, wardrobe right (4)			
T	file/file/file, 1 lock		
V	box/box/file/file, 1 lock		
For 48 ¹ / ₈ " high, wardrobe left (5) or 48 ¹ / ₈ " high, wardrobe right (6)			
W	file/file/file/file, 1 lock		
X	file/box/box/file/file, 1 lock		
Step 5. Paint/Steel Type			
S	smooth paint on smooth steel		
X	textured paint on smooth steel		
Prices for Steps 1-5.			
		S	X
MTC1P.24	R	\$1590	1590
	S	\$1642	1642
MTC1V.24	R	\$3113	3113
	S	\$3223	3223
MTC2P.24	R	\$1590	1590
	S	\$1642	1642
MTC2V.24	R	\$3113	3113
	S	\$3223	3223

MTC3P.24 T	\$1957	1957
V	\$2010	2010
MTC3V.24 T	\$3819	3819
V	\$3927	3927
MTC4P.24 T	\$1957	1957
V	\$2010	2010
MTC4V.24 T	\$3819	3819
V	\$3927	3927
MTC5P.24 W	\$2688	2688
X	\$2742	2742
MTC5V.24 W	\$4721	4721
X	\$4829	4829
MTC6P.24 W	\$2688	2688
X	\$2742	2742
MTC6V.24 W	\$4721	4721
X	\$4829	4829
Step 6. Surface Finish		
Nonmetallic Paint		
<i>For smooth paint on smooth steel (S)</i>		
8Q	folkstone grey	+\$0
91	white	+\$0
98	studio white A	+\$0
BU	black umber	+\$0
G2	graphite satin	+\$0
HF	inner tone light	+\$0
HT	inner tone	+\$0
LT	light tone	+\$0
LU	soft white	+\$0
MT	medium tone	+\$0
SG	slate grey	+\$0
WA	wheat	+\$0
WL	sandstone	+\$0
Metallic Paint		
<i>For smooth paint on smooth steel (S)</i>		
CN	metallic champagne	+\$0
EH	metallic bronze	+\$0
MS	metallic silver	+\$0

Mobile Vertical Tower with Wardrobe, Sloped Pull *continued*

Sand Texture Paint

For textured paint on smooth steel (X)

91	white	+\$0
98	studio white A	+\$0
BK	black	+\$0
CL	cool grey neutral	+\$0
G1	graphite	+\$0
WN	warm grey neutral	+\$0

Step 7. Pull Finish

G2	graphite satin	+\$0
U1	brushed aluminum	+\$0

Step 8. Top

T1	1"-high squared-edge top	+\$0
T2	1 1/4"-high squared-edge top	+\$0
TF	1 1/4"-high wood veneer top A	+\$210
D1	6 1/2"-high full dome, side-to-side	+\$210
D2	6 1/2"-high full dome, front-to-back	+\$210
H1	6 1/2"-high half dome, sloping left	+\$210
H2	6 1/2"-high half dome, sloping right	+\$210
H3	6 1/2"-high half dome, sloping front	+\$210
H4	6 1/2"-high half dome, sloping back	+\$210
TV1	1 1/8"-high wood veneer top and wood composite edge with oversail front A	+\$315

Step 9.

Veneer Front Finish: Wood Veneer

For 1"-high squared-edge top (T1), 1 1/4"-high squared-edge top (T2), 6 1/2"-high full dome, side-to-side (D1), 6 1/2"-high full dome, front-to-back (D2), 6 1/2"-high half dome, sloping left (H1), 6 1/2"-high half dome, sloping right (H2), 6 1/2"-high half dome, sloping front (H3), or 6 1/2"-high half dome, sloping back (H4)

2U	light brown walnut A	+\$66
40	dark brown walnut A	+\$66
ED	aged cherry A	+\$66
EK	medium red walnut A	+\$66
EW	medium matte walnut A	+\$66
ET	clear on ash A	+\$66
EU	oak on ash A	+\$66
EV	walnut on ash A	+\$66
UL	natural maple A	+\$66
UX	walnut on cherry A	+\$66

Veneer Front/Top Finish: Wood Veneer

For 1 1/8"-high wood veneer top and wood composite edge with oversail front (TV1)

40	dark brown walnut A	+\$66
ED	aged cherry A	+\$66
EK	medium red walnut A	+\$66
EW	medium matte walnut A	+\$66
ET	clear on ash A	+\$66
EU	oak on ash A	+\$66
EV	walnut on ash A	+\$66
UL	natural maple A	+\$66
UX	walnut on cherry A	+\$66

Veneer Top Finish: Wood Veneer

For 1 1/8"-high wood veneer top and wood composite edge with oversail front (TV1)

40	dark brown walnut A	+\$24
ED	aged cherry A	+\$24
EK	medium red walnut A	+\$24
EW	medium matte walnut A	+\$24
ET	clear on ash A	+\$24
EU	oak on ash A	+\$24
EV	walnut on ash A	+\$24
UL	natural maple A	+\$24
UX	walnut on cherry A	+\$24

Veneer Top Finish: Wood Veneer

For 1 1/4"-high wood veneer top (TF)

2U	light brown walnut A	+\$24
40	dark brown walnut A	+\$24
ED	aged cherry A	+\$24
EK	medium red walnut A	+\$24
EW	medium matte walnut A	+\$24
ET	clear on ash A	+\$24
EU	oak on ash A	+\$24
EV	walnut on ash A	+\$24
UL	natural maple A	+\$24
UX	walnut on cherry A	+\$24

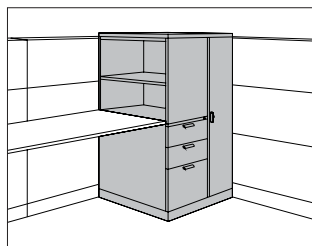
Mobile Vertical Tower with
Wardrobe, Sloped Pull *continued*

Meridian® Vertical Storage Towers

Veneer Front/Top Finish: Wood Veneer		
For 1 ¹ / ₄ "-high wood veneer top (TF)		
2U	light brown walnut A	+\$66
40	dark brown walnut A	+\$66
ED	aged cherry A	+\$66
EK	medium red walnut A	+\$66
EW	medium matte walnut A	+\$66
ET	clear on ash A	+\$66
EU	oak on ash A	+\$66
EV	walnut on ash A	+\$66
UL	natural maple A	+\$66
UX	walnut on cherry A	+\$66

Step 10. Lock		
For file/file, 1 lock (R), file/file/file, 1 lock (T), file/file/file/file, 1 lock (W), box/box/file, 1 lock (S), box/box/file/file, 1 lock (V), or file/box/box/file/file, 1 lock (X)		
KA	keyed alike	-\$10
KC	keyed differently, chrome	+\$0
KD	keyed differently, black	+\$0

Vertical Tower with Wardrobe and Side-Facing Bookcase, Sloped Pull



MTB1P.
MTB1V.
MTB2P.
MTB2V.
MTB3P.
MTB3V.
MTB4P.
MTB4V.
MTB5P.

MTB5V.
MTB6P.
MTB6V.

Product Information

Description

This freestanding storage tower has a wardrobe and modules for display materials, binders, filing materials, and personal items. It is available in 3 heights and has a wardrobe on 1 side and a side-facing bookcase and drawers on the other side. The tower is available in smooth steel. The tower has a metal or veneer top, sloped pulls, and painted metal or veneer fronts. 5 base heights are available; all bases include adjustable glides.

The 24"-wide tower has a 9"-wide wardrobe; the 30"-wide tower has a 15"-wide wardrobe. Both wardrobes include a side-to-side coat rod and lock. Letter-width file drawers include a file compressor; box drawers include an adjustable metal divider. 1 lock controls all drawers.

The 23½"-high bookcase includes 1 adjustable shelf to create openings for 1 row of binders and 1 row of display material. The 26¼"- and 27⅝"-high bookcases include 1 adjustable shelf to create openings for 2 rows of binders or display materials. The 35¼"-high bookcase includes 2 adjustable shelves to create openings for 2 rows of binders and 1 row of display materials. The 39⅜"-high bookcase includes 2 adjustable shelves to create openings for 3 rows of binders. Shelves adjust in 1¼" increments.

Notes

Front-facing filing module is the reference point when specifying location of wardrobe and orientation of full- or half-dome top.

When specifying tower with 2 file drawers (R) and aligning bookcase with standard 29"-high work surface, specify 3¼"-high base (B4).

2 box drawers may be specified in place of 1 file drawer in predetermined locations.

Dimensional illustrations do not include all possible configurations.

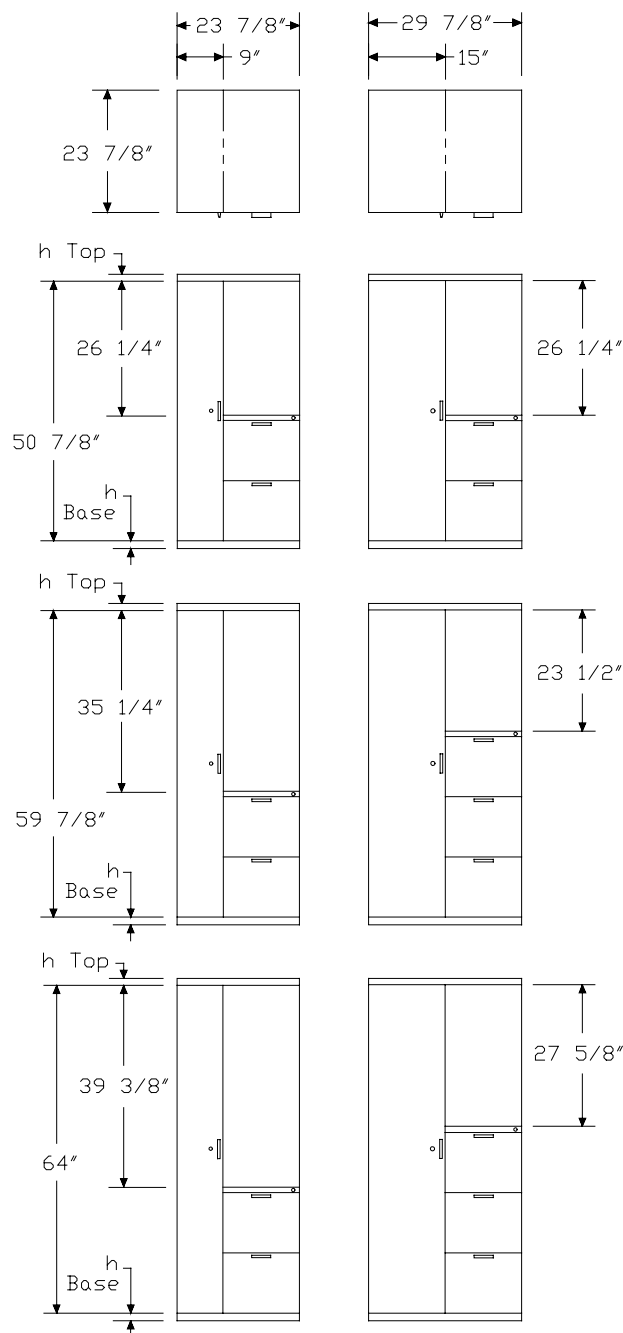
For veneer-front tower, bookcase end panel (which faces front) and fascia are metal. Doors and drawers are veneer.

Order optional accessories separately:

- Adjustable shelf for side-facing bookcase (MTAS.A)
- Drawer divider (73-1567-D)
- File drawer organizer (73-9874-FDO)
- Pencil tray (73-1516-PT)
- Stationery tray (73-7082-SST)

All locks in unit are factory installed and are keyed alike within unit. For specific numbering choices, specify KA and order lock plugs separately. See Keyed-Alike Information in Appendices.

Dimensions



Vertical Tower with Wardrobe and Side-Facing Bookcase, Sloped Pull *continued*

Specification Information			
Step 1.			
MTB			
Step 2. Height/Wardrobe Location			
1	50 ⁷ / ₈ " high, wardrobe left		
2	50 ⁷ / ₈ " high, wardrobe right		
3	59 ⁷ / ₈ " high, wardrobe left		
4	59 ⁷ / ₈ " high, wardrobe right		
5	64" high, wardrobe left		
6	64" high, wardrobe right		
Step 3. Front Material			
P.	painted metal front		
V.	veneer front A		
Step 4. Width			
24	24" wide		
30	30" wide		
Step 5. Drawer Configuration			
For 50 ⁷ / ₈ " high, wardrobe left (1) or 50 ⁷ / ₈ " high, wardrobe right (2)			
RF	file/file		
SF	box/box/file		
For 59 ⁷ / ₈ " high, wardrobe left (3), 59 ⁷ / ₈ " high, wardrobe right (4), 64" high, wardrobe left (5), or 64" high, wardrobe right (6)			
RF	file/file		
SF	box/box/file		
TF	file/file/file		
VF	box/box/file/file		
Step 6. Paint/Steel Type			
S	smooth paint on smooth steel		
X	textured paint on smooth steel		
Prices for Steps 1-6.			
		S	X
MTB1P.24	RF	\$2222	2222
	SF	\$2277	2277
30	RF	\$2244	2244
	SF	\$2296	2296
		S	X
MTB1V.24	RF	\$4016	4016
	SF	\$4127	4127

30 RF	\$4139	4139
SF	\$4248	4248
	S	X
MTB2P.24 RF	\$2222	2222
SF	\$2277	2277
30 RF	\$2244	2244
SF	\$2296	2296
	S	X
MTB2V.24 RF	\$4016	4016
SF	\$4127	4127
30 RF	\$4139	4139
SF	\$4248	4248
	S	X
MTB3P.24 RF	\$2248	2248
SF	\$2303	2303
TF	\$2444	2444
VF	\$2499	2499
30 RF	\$2265	2265
SF	\$2320	2320
TF	\$2465	2465
VF	\$2517	2517
	S	X
MTB3V.24 RF	\$4280	4280
SF	\$4388	4388
TF	\$4681	4681
VF	\$4789	4789
30 RF	\$4399	4399
SF	\$4508	4508
TF	\$4800	4800
VF	\$4909	4909
	S	X
MTB4P.24 RF	\$2248	2248
SF	\$2303	2303
TF	\$2444	2444
VF	\$2499	2499
30 RF	\$2265	2265
SF	\$2320	2320
TF	\$2465	2465
VF	\$2517	2517

Vertical Tower with Wardrobe and Side-Facing Bookcase, Sloped Pull *continued*

	S	X
MTB4V.24 RF	\$4280	4280
SF	\$4388	4388
TF	\$4681	4681
VF	\$4789	4789
30 RF	\$4399	4399
SF	\$4508	4508
TF	\$4800	4800
VF	\$4909	4909
	S	X
MTB5P.24 RF	\$2309	2309
SF	\$2361	2361
TF	\$2505	2505
VF	\$2560	2560
30 RF	\$2327	2327
SF	\$2382	2382
TF	\$2527	2527
VF	\$2580	2580
	S	X
MTB5V.24 RF	\$4477	4477
SF	\$4584	4584
TF	\$4878	4878
VF	\$4986	4986
30 RF	\$4596	4596
SF	\$4705	4705
TF	\$4997	4997
VF	\$5106	5106
	S	X
MTB6P.24 RF	\$2309	2309
SF	\$2361	2361
TF	\$2505	2505
VF	\$2560	2560
30 RF	\$2327	2327
SF	\$2382	2382
TF	\$2527	2527
VF	\$2580	2580
	S	X
MTB6V.24 RF	\$4477	4477
SF	\$4584	4584
TF	\$4878	4878
VF	\$4986	4986

30 RF	\$4596	4596
SF	\$4705	4705
TF	\$4997	4997
VF	\$5106	5106

Step 7. Surface Finish

Nonmetallic Paint

For smooth paint on smooth steel (S)

8Q	folkstone grey	+\$0
91	white	+\$0
98	studio white A	+\$0
BU	black umber	+\$0
G2	graphite satin	+\$0
HF	inner tone light	+\$0
HT	inner tone	+\$0
LT	light tone	+\$0
LU	soft white	+\$0
MT	medium tone	+\$0
SG	slate grey	+\$0
WA	wheat	+\$0
WL	sandstone	+\$0

Metallic Paint

For smooth paint on smooth steel (S)

CN	metallic champagne	+\$0
EH	metallic bronze	+\$0
MS	metallic silver	+\$0

Sand Texture Paint

For textured paint on smooth steel (X)

98	studio white A	+\$0
-----------	-----------------------	------

Bright Sand Texture Paint

For textured paint on smooth steel (X)

91	white	+\$0
CL	cool grey neutral	+\$0
G1	graphite	+\$0
WN	warm grey neutral	+\$0

Step 8. Pull Finish

G2	graphite satin	+\$0
U1	brushed aluminum	+\$0

Vertical Tower with Wardrobe and Side-Facing Bookcase, Sloped Pull *continued*

Step 9. Top		P.24	P.30	V.24	V.30
T1	1"-high squared-edge top	+\$0	0	0	0
T2	1¼"-high squared-edge top	+\$0	0	0	0
TF	1¼"-high wood veneer top A	+\$210	210	231	231
D1	6½"-high full dome, side-to-side	+\$210	210	231	231
D2	6½"-high full dome, front-to-back	+\$210	210	231	231
H1	6½"-high half dome, sloping left	+\$210	210	231	231
H2	6½"-high half dome, sloping right	+\$210	210	231	231
H3	6½"-high half dome, sloping front	+\$210	210	231	231
H4	6½"-high half dome, sloping back	+\$210	210	231	231
TV1	1⅛"-high wood veneer top and wood composite edge with oversail front A	+\$315	315	315	315

Step 10.

Veneer Front Finish: Wood Veneer

For 1"-high squared-edge top (T1), 1¼"-high squared-edge top (T2), 6½"-high full dome, side-to-side (D1), 6½"-high full dome, front-to-back (D2), 6½"-high half dome, sloping left (H1), 6½"-high half dome, sloping right (H2), 6½"-high half dome, sloping front (H3), or 6½"-high half dome, sloping back (H4)

2U	light brown walnut A	+\$106
40	dark brown walnut A	+\$106
ED	aged cherry A	+\$106
EK	medium red walnut A	+\$106
EW	medium matte walnut A	+\$106
ET	clear on ash A	+\$106
EU	oak on ash A	+\$106
EV	walnut on ash A	+\$106
UL	natural maple A	+\$106
UX	walnut on cherry A	+\$106

Veneer Front/Top Finish: Wood Veneer

For 1⅛"-high wood veneer top and wood composite edge with oversail front (TV1)

40	dark brown walnut A	+\$106
ED	aged cherry A	+\$106
EK	medium red walnut A	+\$106
EW	medium matte walnut A	+\$106
ET	clear on ash A	+\$106
EU	oak on ash A	+\$106
EV	walnut on ash A	+\$106
UL	natural maple A	+\$106
UX	walnut on cherry A	+\$106

Veneer Top Finish: Wood Veneer

For 1¼"-high wood veneer top (TF)

2U	light brown walnut A	+\$24
40	dark brown walnut A	+\$24
ED	aged cherry A	+\$24
EK	medium red walnut A	+\$24
EW	medium matte walnut A	+\$24
ET	clear on ash A	+\$24
EU	oak on ash A	+\$24
EV	walnut on ash A	+\$24
UL	natural maple A	+\$24
UX	walnut on cherry A	+\$24

Veneer Top Finish: Wood Veneer

For 1⅛"-high wood veneer top and wood composite edge with oversail front (TV1)

40	dark brown walnut A	+\$24
ED	aged cherry A	+\$24
EK	medium red walnut A	+\$24
EW	medium matte walnut A	+\$24
ET	clear on ash A	+\$24
EU	oak on ash A	+\$24
EV	walnut on ash A	+\$24
UL	natural maple A	+\$24
UX	walnut on cherry A	+\$24

Vertical Tower with Wardrobe and Side-Facing Bookcase, Sloped Pull *continued*

Veneer Front/Top Finish: Wood Veneer

For 1¹/₄"-high wood veneer top (TF)

2U	light brown walnut <input type="checkbox"/>	+\$106
40	dark brown walnut <input type="checkbox"/>	+\$106
ED	aged cherry <input type="checkbox"/>	+\$106
EK	medium red walnut <input type="checkbox"/>	+\$106
EW	medium matte walnut <input type="checkbox"/>	+\$106
ET	clear on ash <input type="checkbox"/>	+\$106
EU	oak on ash <input type="checkbox"/>	+\$106
EV	walnut on ash <input type="checkbox"/>	+\$106
UL	natural maple <input type="checkbox"/>	+\$106
UX	walnut on cherry <input type="checkbox"/>	+\$106

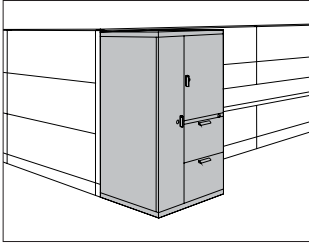
Step 11. Base Height

B1	1"-high base	+\$0
B2	1 ¹ / ₂ "-high base	+\$0
B3	2 ¹ / ₄ "-high base	+\$0
B4	3 ¹ / ₄ "-high base	+\$0
B5	4 ¹ / ₄ "-high base	+\$30

Step 12. Lock

KA	keyed alike	-\$10
KC	keyed differently, chrome	+\$0
KD	keyed differently, black	+\$0

Vertical Tower with Wardrobe and Storage Case, Sloped Pull



MTV1P.
MTV1V.
MTV2P.
MTV2V.
MTV3P.
MTV3V.
MTV4P.
MTV4V.
MTV5P.

MTV5V.
MTV6P.
MTV6V.

Product Information

Description

This freestanding storage tower has a wardrobe and modules for display materials, binders, filing materials, and personal items. It is available in 3 heights and has a wardrobe on 1 side and a storage case and drawers on the other side. Storage cases have 1 locking metal door. Drawers, wardrobe, and storage case doors have sloped pulls and painted metal or veneer fronts. The tower is available in smooth steel with a metal or veneer top. 5 base heights are available; all bases include adjustable glides.

The 24"-wide tower has a 9"-wide wardrobe; the 30"-wide tower has a 15"-wide wardrobe. Both wardrobes include a side-to-side coat rod and lock. Letter-width file drawers include a file compressor; box drawers include an adjustable metal divider. 1 lock controls all drawers.

The 23½"-high storage case includes 1 adjustable shelf to create openings for 1 row of binders and 1 row of display material. The 26¼"- and 27⅝"-high storage cases include 1 adjustable shelf to create openings for 2 rows of binders or display materials. The 35¼"-high storage case includes 2 adjustable shelves to create openings for 2 rows of binders and 1 row of display materials. The 39⅜"-high storage case includes 2 adjustable shelves to create openings for 3 rows of binders. Shelves adjust in 1¼" increments.

Notes

Front-facing filing module is the reference point when specifying location of wardrobe and orientation of full- or half-dome top.

2 box drawers may be specified in place of 1 file drawer in predetermined locations.

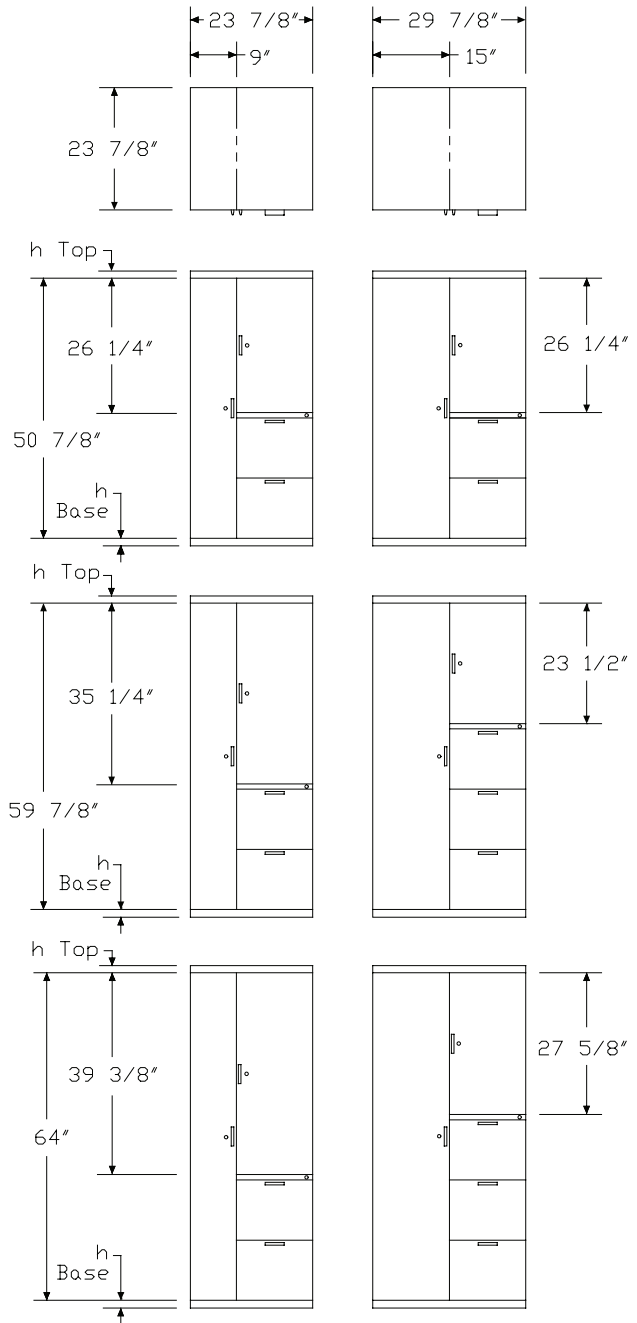
Dimensional illustrations do not include all possible configurations.

Order optional accessories separately:

- Adjustable shelf for storage case (MTAS.B)
- Drawer divider (73-1567-D)
- File drawer organizer (73-9874-FDO)
- Pencil tray (73-1516-PT)
- Stationery tray (73-7082-SST)

All locks in unit are factory installed and are keyed alike within the unit. For specific numbering choices, specify KA and order lock plugs separately. See Keyed-Alike Information in Appendices.

Dimensions



Vertical Tower with Wardrobe and Storage Case, Sloped Pull *continued*

Specification Information	
Step 1.	
MTV	
Step 2. Height/Wardrobe Location	
1	50 ⁷ / ₈ " high, wardrobe left
2	50 ⁷ / ₈ " high, wardrobe right
3	59 ⁷ / ₈ " high, wardrobe left
4	59 ⁷ / ₈ " high, wardrobe right
5	64" high, wardrobe left
6	64" high, wardrobe right
Step 3. Front Material	
P.	painted metal front
V.	veneer front A
Step 4. Width	
24	24" wide
30	30" wide
Step 5. Drawer Configuration	
<i>For 50⁷/₈" high, wardrobe left (1) or 50⁷/₈" high, wardrobe right (2)</i>	
R	file/file
S	box/box/file
<i>For 59⁷/₈" high, wardrobe left (3), 59⁷/₈" high, wardrobe right (4), 64" high, wardrobe left (5), or 64" high, wardrobe right (6)</i>	
R	file/file
S	box/box/file
T	file/file/file
V	box/box/file/file
Step 6. Storage Case Door	
<i>For painted metal front (P.)</i>	
F	painted metal door
<i>For veneer front (V.)</i>	
F	veneer door
Step 7. Paint/Steel Type	
S	smooth paint on smooth steel
X	textured paint on smooth steel

Prices for Steps 1-7.					
		FS	FX	FS	FX
MTV1P.24	R	\$2455	2455	2455	2455
	S	\$2510	2510	2510	2510
	30 R	\$2475	2475	2475	2475
	S	\$2530	2530	2530	2530
MTV1V.24	R	\$4252	4252	4252	4252
	S	\$4362	4362	4362	4362
	30 R	\$4371	4371	4371	4371
	S	\$4480	4480	4480	4480
MTV2P.24	R	\$2455	2455	2455	2455
	S	\$2510	2510	2510	2510
	30 R	\$2475	2475	2475	2475
	S	\$2530	2530	2530	2530
MTV2V.24	R	\$4252	4252	4252	4252
	S	\$4362	4362	4362	4362
	30 R	\$4371	4371	4371	4371
	S	\$4480	4480	4480	4480
MTV3P.24	R	\$2480	2480	2480	2480
	S	\$2534	2534	2534	2534
	T	\$2650	2650	2650	2650
	V	\$2705	2705	2705	2705
	30 R	\$2499	2499	2499	2499
	S	\$2555	2555	2555	2555
	T	\$2668	2668	2668	2668
	V	\$2721	2721	2721	2721
MTV3V.24	R	\$4512	4512	4512	4512
	S	\$4620	4620	4620	4620
	T	\$4885	4885	4885	4885
	V	\$4992	4992	4992	4992
	30 R	\$4632	4632	4632	4632
	S	\$4741	4741	4741	4741
	T	\$5007	5007	5007	5007
	V	\$5114	5114	5114	5114
MTV4P.24	R	\$2480	2480	2480	2480
	S	\$2534	2534	2534	2534
	T	\$2650	2650	2650	2650
	V	\$2705	2705	2705	2705

Vertical Tower with Wardrobe and Storage Case, Sloped Pull *continued*

30 R	\$2499	2499	2499	2499
S	\$2555	2555	2555	2555
T	\$2668	2668	2668	2668
V	\$2721	2721	2721	2721
MTV4V.24 R	\$4512	4512	4512	4512
S	\$4620	4620	4620	4620
T	\$4885	4885	4885	4885
V	\$4992	4992	4992	4992
30 R	\$4632	4632	4632	4632
S	\$4741	4741	4741	4741
T	\$5007	5007	5007	5007
V	\$5114	5114	5114	5114
MTV5P.24 R	\$2540	2540	2540	2540
S	\$2596	2596	2596	2596
T	\$2711	2711	2711	2711
V	\$2764	2764	2764	2764
30 R	\$2560	2560	2560	2560
S	\$2613	2613	2613	2613
T	\$2731	2731	2731	2731
V	\$2785	2785	2785	2785
MTV5V.24 R	\$4709	4709	4709	4709
S	\$4818	4818	4818	4818
T	\$5080	5080	5080	5080
V	\$5190	5190	5190	5190
30 R	\$4830	4830	4830	4830
S	\$4939	4939	4939	4939
T	\$5202	5202	5202	5202
V	\$5310	5310	5310	5310
MTV6P.24 R	\$2540	2540	2540	2540
S	\$2596	2596	2596	2596
T	\$2711	2711	2711	2711
V	\$2764	2764	2764	2764
30 R	\$2560	2560	2560	2560
S	\$2613	2613	2613	2613
T	\$2731	2731	2731	2731
V	\$2785	2785	2785	2785
MTV6V.24 R	\$4709	4709	4709	4709
S	\$4818	4818	4818	4818
T	\$5080	5080	5080	5080
V	\$5190	5190	5190	5190

30 R	\$4830	4830	4830	4830
S	\$4939	4939	4939	4939
T	\$5202	5202	5202	5202
V	\$5310	5310	5310	5310

Step 8. Surface Finish

Nonmetallic Paint

For smooth paint on smooth steel (S)

8Q	folkstone grey	+\$0
91	white	+\$0
98	studio white A	+\$0
BU	black umber	+\$0
G2	graphite satin	+\$0
HF	inner tone light	+\$0
HT	inner tone	+\$0
LT	light tone	+\$0
LU	soft white	+\$0
MT	medium tone	+\$0
SG	slate grey	+\$0
WA	wheat	+\$0
WL	sandstone	+\$0

Metallic Paint

For smooth paint on smooth steel (S)

CN	metallic champagne	+\$0
EH	metallic bronze	+\$0
MS	metallic silver	+\$0

Sand Texture Paint

For textured paint on smooth steel (X)

91	white	+\$0
98	studio white A	+\$0
BK	black	+\$0
CL	cool grey neutral	+\$0
G1	graphite	+\$0
WN	warm grey neutral	+\$0

Step 9. Pull Finish

G2	graphite satin	+\$0
U1	brushed aluminum	+\$0

Vertical Tower with Wardrobe and Storage Case, Sloped Pull *continued*

Step 10. Top					
		P.24	P.30	V.24	V.30
T1	1"-high squared-edge top	+\$0	0	0	0
T2	1 1/4"-high squared-edge top	+\$0	0	0	0
TF	1 1/4"-high wood veneer top A	+\$210	210	231	231
D1	6 1/2"-high full dome, side-to-side	+\$210	210	231	231
D2	6 1/2"-high full dome, front-to-back	+\$210	210	231	231
H1	6 1/2"-high half dome, sloping left	+\$210	210	231	231
H2	6 1/2"-high half dome, sloping right	+\$210	210	231	231
H3	6 1/2"-high half dome, sloping front	+\$210	210	231	231
H4	6 1/2"-high half dome, sloping back	+\$210	210	231	231
TV1	1 1/8"-high wood veneer top and wood composite edge with oversail front A	+\$315	315	315	315

Step 11.

Veneer Front Finish: Wood Veneer

For 1"-high squared-edge top (T1), 1 1/4"-high squared-edge top (T2), 6 1/2"-high full dome, side-to-side (D1), 6 1/2"-high full dome, front-to-back (D2), 6 1/2"-high half dome, sloping left (H1), 6 1/2"-high half dome, sloping right (H2), 6 1/2"-high half dome, sloping front (H3), or 6 1/2"-high half dome, sloping back (H4)

2U	light brown walnut A	+\$106
40	dark brown walnut A	+\$106
ED	aged cherry A	+\$106
EK	medium red walnut A	+\$106
EW	medium matte walnut A	+\$106
ET	clear on ash A	+\$106
EU	oak on ash A	+\$106
EV	walnut on ash A	+\$106
UL	natural maple A	+\$106
UX	walnut on cherry A	+\$106

Veneer Top Finish: Wood Veneer

For 1 1/4"-high wood veneer top (TF)

2U	light brown walnut A	+\$24
40	dark brown walnut A	+\$24
ED	aged cherry A	+\$24
EK	medium red walnut A	+\$24
EW	medium matte walnut A	+\$24
ET	clear on ash A	+\$24
EU	oak on ash A	+\$24
EV	walnut on ash A	+\$24
UL	natural maple A	+\$24
UX	walnut on cherry A	+\$24

Veneer Front/Top Finish: Wood Veneer

For 1 1/8"-high wood veneer top and wood composite edge with oversail front (TV1)

40	dark brown walnut A	+\$106
ED	aged cherry A	+\$106
EK	medium red walnut A	+\$106
EW	medium matte walnut A	+\$106
ET	clear on ash A	+\$106
EU	oak on ash A	+\$106
EV	walnut on ash A	+\$106
UL	natural maple A	+\$106
UX	walnut on cherry A	+\$106

Veneer Top Finish: Wood Veneer

For 1 1/8"-high wood veneer top and wood composite edge with oversail front (TV1)

40	dark brown walnut A	+\$24
ED	aged cherry A	+\$24
EK	medium red walnut A	+\$24
EW	medium matte walnut A	+\$24
ET	clear on ash A	+\$24
EU	oak on ash A	+\$24
EV	walnut on ash A	+\$24
UL	natural maple A	+\$24
UX	walnut on cherry A	+\$24

Vertical Tower with Wardrobe and Storage Case, Sloped Pull *continued*

Veneer Front/Top Finish: Wood Veneer

For 1¹/₄"-high wood veneer top (TF)

2U	light brown walnut <input type="checkbox"/> A	+\$106
40	dark brown walnut <input type="checkbox"/> A	+\$106
ED	aged cherry <input type="checkbox"/> A	+\$106
EK	medium red walnut <input type="checkbox"/> A	+\$106
EW	medium matte walnut <input type="checkbox"/> A	+\$106
ET	clear on ash <input type="checkbox"/> A	+\$106
EU	oak on ash <input type="checkbox"/> A	+\$106
EV	walnut on ash <input type="checkbox"/> A	+\$106
UL	natural maple <input type="checkbox"/> A	+\$106
UX	walnut on cherry <input type="checkbox"/> A	+\$106

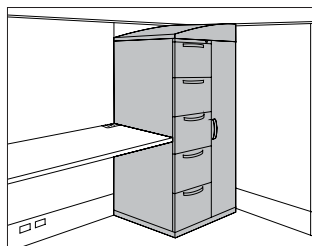
Step 12. Base Height

B1	1"-high base	+\$0
B2	1 ¹ / ₂ "-high base	+\$0
B3	2 ¹ / ₄ "-high base	+\$0
B4	3 ¹ / ₄ "-high base	+\$0
B5	4 ¹ / ₄ "-high base	+\$30

Step 13. Lock

KA	keyed alike	-\$10
KC	keyed differently, chrome	+\$0
KD	keyed differently, black	+\$0

Vertical Tower with Wardrobe, Arc Pull



MTN1A. MTN5D.
MTN1D. MTN6A.
MTN2A. MTN6D.
MTN2D.
MTN3A.
MTN3D.
MTN4A.
MTN4D.
MTN5A.

Product Information

Description

This 24"-wide freestanding storage tower is available in 3 heights and has a wardrobe on 1 side and drawers on the other side. It is available in smooth steel with a metal or veneer top, arc pulls, and painted metal or veneer fronts. 5 base heights are available; all bases include adjustable glides. A counterweight is included in the 24^{5/8"} towers.

The towers have a 9"-wide wardrobe/briefcase storage area and a lock. Letter-width file drawers include a file compressor; box drawers include an adjustable metal divider. 1 lock controls all drawers. The 24"-high tower has a wardrobe area for storage of personal items or a briefcase; the 36"-high tower has a coat hook for shorter-length coats or sweaters; the 48"-high tower has a side-to-side coat rod for coats and jackets. All wardrobes include a lock.

Notes

Front-facing filing module is the reference point when specifying location of wardrobe and orientation of full- or half-dome top.

2 box drawers may be specified in place of 1 file drawer in predetermined locations.

Dimensional illustrations do not include all possible configurations.

For veneer-front tower, fascia strip is also veneer.

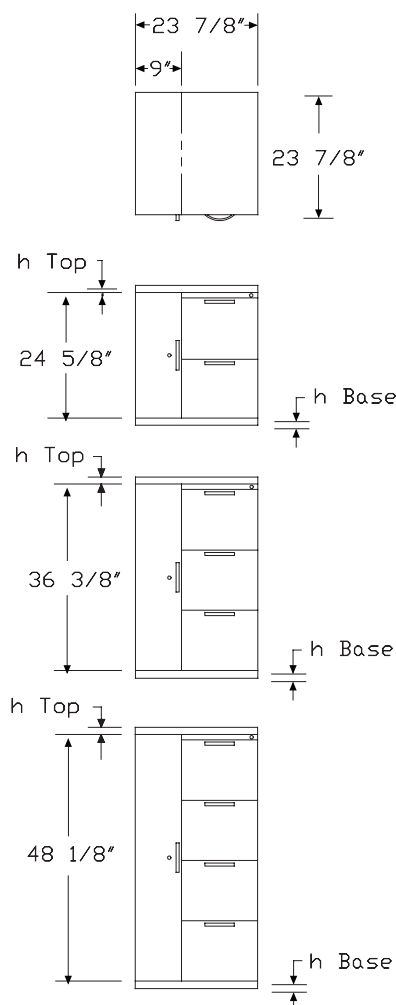
Grain direction is vertical for veneer-front towers.

Order optional accessories separately:

- Drawer divider (73-1567-D)
- File drawer organizer (73-9874-FDO)
- Pencil tray (73-1516-PT)
- Stationery tray (73-7082-SST)

All locks in unit are factory installed and are keyed alike within unit. For specific numbering choices, specify KA and order lock plugs separately. See Keyed-Alike Information in Appendices.

Dimensions



Vertical Tower with Wardrobe, Arc Pull *continued*

Specification Information			
Step 1.			
MTN			
Step 2. Height/Wardrobe Location			
1	24 ⁵ / ₈ " high, wardrobe left		
2	24 ⁵ / ₈ " high, wardrobe right		
3	36 ³ / ₈ " high, wardrobe left		
4	36 ³ / ₈ " high, wardrobe right		
5	48 ¹ / ₈ " high, wardrobe left		
6	48 ¹ / ₈ " high, wardrobe right		
Step 3. Front Material			
D.24	painted metal front		
A.24	veneer front A		
Step 4. Drawer Configuration/Lock Option			
For 24 ⁵ / ₈ " high, wardrobe left (1) or 24 ⁵ / ₈ " high, wardrobe right (2)			
R	file/file, 1 lock		
S	box/box/file, 1 lock		
For 36 ³ / ₈ " high, wardrobe left (3) or 36 ³ / ₈ " high, wardrobe right (4)			
T	file/file/file, 1 lock		
V	box/box/file/file, 1 lock		
For 48 ¹ / ₈ " high, wardrobe left (5) or 48 ¹ / ₈ " high, wardrobe right (6)			
W	file/file/file/file, 1 lock		
X	file/box/box/file/file, 1 lock		
Step 5. Paint/Steel Type			
S	smooth paint on smooth steel		
X	textured paint on smooth steel		
Prices for Steps 1-5.			
		S	X
MTN1D.24	R	\$1387	1387
	S	\$1440	1440
MTN1A.24	R	\$2912	2912
	S	\$3020	3020
MTN2D.24	R	\$1387	1387
	S	\$1440	1440
MTN2A.24	R	\$2912	2912
	S	\$3020	3020


MTN3D.24 T	\$1753	1753
V	\$1806	1806
MTN3A.24 T	\$3615	3615
V	\$3724	3724
MTN4D.24 T	\$1753	1753
V	\$1806	1806
MTN4A.24 T	\$3615	3615
V	\$3724	3724
MTN5D.24 W	\$2484	2484
X	\$2537	2537
MTN5A.24 W	\$4516	4516
X	\$4624	4624
MTN6D.24 W	\$2484	2484
X	\$2537	2537
MTN6A.24 W	\$4516	4516
X	\$4624	4624
Step 6. Surface Finish		
Nonmetallic Paint		
<i>For smooth paint on smooth steel (S)</i>		
8Q	folkstone grey	+\$0
91	white	+\$0
98	studio white A	+\$0
BU	black umber	+\$0
G2	graphite satin	+\$0
HF	inner tone light	+\$0
HT	inner tone	+\$0
LT	light tone	+\$0
LU	soft white	+\$0
MT	medium tone	+\$0
SG	slate grey	+\$0
WA	wheat	+\$0
WL	sandstone	+\$0
Metallic Paint		
<i>For smooth paint on smooth steel (S)</i>		
CN	metallic champagne	+\$0
EH	metallic bronze	+\$0
MS	metallic silver	+\$0

Vertical Tower with Wardrobe, Arc

Pull *continued*

Sand Texture Paint



For textured paint on smooth steel (X)

91	white	+\$0
98	studio white 	+\$0
BK	black	+\$0
CL	cool grey neutral	+\$0
G1	graphite	+\$0
WN	warm grey neutral	+\$0

Step 7. Pull Finish

NH	brushed nickel	+\$0
NK	black nickel	+\$0











Step 8. Top

T1	1"-high squared-edge top	+\$0
T2	1 1/4"-high squared-edge top	+\$0
TF	1 1/4"-high wood veneer top 	+\$210
D1	6 1/2"-high full dome, side-to-side	+\$210
D2	6 1/2"-high full dome, front-to-back	+\$210
H1	6 1/2"-high half dome, sloping left	+\$210
H2	6 1/2"-high half dome, sloping right	+\$210
H3	6 1/2"-high half dome, sloping front	+\$210
H4	6 1/2"-high half dome, sloping back	+\$210
TV1	1 1/8"-high wood veneer top and wood composite edge with oversail front 	+\$315

Step 9.










Veneer Front Finish: Wood Veneer

For veneer front (A.24) with 1"-high squared-edge top (T1), 1 1/4"-high squared-edge top (T2), 6 1/2"-high full dome, side-to-side (D1), 6 1/2"-high full dome, front-to-back (D2), 6 1/2"-high half dome, sloping left (H1), 6 1/2"-high half dome, sloping right (H2), or 6 1/2"-high half dome, sloping front (H3), or 6 1/2"-high half dome, sloping back (H4)

2U	light brown walnut 	+\$66
40	dark brown walnut 	+\$66
ED	aged cherry 	+\$66
EK	medium red walnut 	+\$66
EW	medium matte walnut 	+\$66
ET	clear on ash 	+\$66
EU	oak on ash 	+\$66
EV	walnut on ash 	+\$66
UL	natural maple 	+\$66
UX	walnut on cherry 	+\$66











Veneer Front/Top Finish: Wood Veneer

For veneer front (A.24) with 1 1/8"-high wood veneer top and wood composite edge with oversail front (TV1)

40	dark brown walnut 	+\$66
ED	aged cherry 	+\$66
EK	medium red walnut 	+\$66
EW	medium matte walnut 	+\$66
ET	clear on ash 	+\$66
EU	oak on ash 	+\$66
EV	walnut on ash 	+\$66
UL	natural maple 	+\$66
UX	walnut on cherry 	+\$66










Veneer Top Finish: Wood Veneer

For painted metal front (D.24) with 1 1/4"-high wood veneer top (TF)

2U	light brown walnut 	+\$24
40	dark brown walnut 	+\$24
ED	aged cherry 	+\$24
EK	medium red walnut 	+\$24
EW	medium matte walnut 	+\$24
ET	clear on ash 	+\$24
EU	oak on ash 	+\$24
EV	walnut on ash 	+\$24
UL	natural maple 	+\$24
UX	walnut on cherry 	+\$24

Veneer Top Finish: Wood Veneer

For painted metal front (D.24) with 1 1/8"-high wood veneer top and wood composite edge with oversail front (TV1)

40	dark brown walnut 	+\$24
ED	aged cherry 	+\$24
EK	medium red walnut 	+\$24
EW	medium matte walnut 	+\$24
ET	clear on ash 	+\$24
EU	oak on ash 	+\$24
EV	walnut on ash 	+\$24
UL	natural maple 	+\$24
UX	walnut on cherry 	+\$24

Vertical Tower with Wardrobe, Arc Pull *continued*

Veneer Front/Top Finish: Wood Veneer

For veneer front (A.24) with 1 1/4"-high wood veneer top (TF)

ET	clear on ash <input type="checkbox"/>	+\$66
EU	oak on ash <input type="checkbox"/>	+\$66
EV	walnut on ash <input type="checkbox"/>	+\$66
2U	light brown walnut <input type="checkbox"/>	+\$66
40	dark brown walnut <input type="checkbox"/>	+\$66
ED	aged cherry <input type="checkbox"/>	+\$66
EK	medium red walnut <input type="checkbox"/>	+\$66
EW	medium matte walnut <input type="checkbox"/>	+\$66
UL	natural maple <input type="checkbox"/>	+\$66
UX	walnut on cherry <input type="checkbox"/>	+\$66

Step 10. Base Height

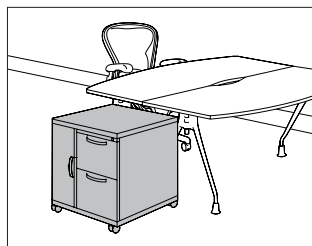
B1	1"-high base	+\$0
B2	1 1/2"-high base	+\$0
B3	2 1/4"-high base	+\$0
B4	3 1/4"-high base	+\$0
B5	4 1/4"-high base	+\$30

Step 11. Lock

For file/file, 1 lock (R), file/file/file, 1 lock (T), file/file/file/file, 1 lock (W), box/box/file, 1 lock (S), box/box/file/file, 1 lock (V), or file/box/box/file/file, 1 lock (X)

KA	keyed alike	-\$10
KC	keyed differently, chrome	+\$0
KD	keyed differently, black	+\$0

Mobile Vertical Tower with Wardrobe, Arc Pull



Product Information

Description

This 24"-wide mobile storage tower is available in 3 heights and has a wardrobe on 1 side and drawers on the other side. It is available in smooth steel with a metal or veneer top, arc pulls, and painted metal or veneer fronts. The 5½"-high caster base includes a 1½"-high metal frame with 4 4"-diameter casters; 2 casters include a brake. A counterweight is included in all towers.

The towers have a 9"-wide wardrobe/briefcase storage area and a lock. Letter-width file drawers include a file compressor; box drawers include an adjustable metal divider. 1 lock controls all drawers. The 24"-high tower has a wardrobe area for storage of personal items or a briefcase; the 36"-high tower has a coat hook for shorter-length coats or sweaters; the 48"-high tower has a side-to-side coat rod for coats and jackets. All wardrobes include a lock.

Notes

Front-facing filing module is the reference point when specifying location of wardrobe and orientation of full- or half-dome top.

Casters must be field installed.

2 box drawers may be specified in place of 1 file drawer in predetermined locations.

Dimensional illustrations do not include all possible configurations.

For veneer-front tower, fascia strip is also veneer.

Grain direction is vertical for veneer-front towers.

Order optional accessories separately:

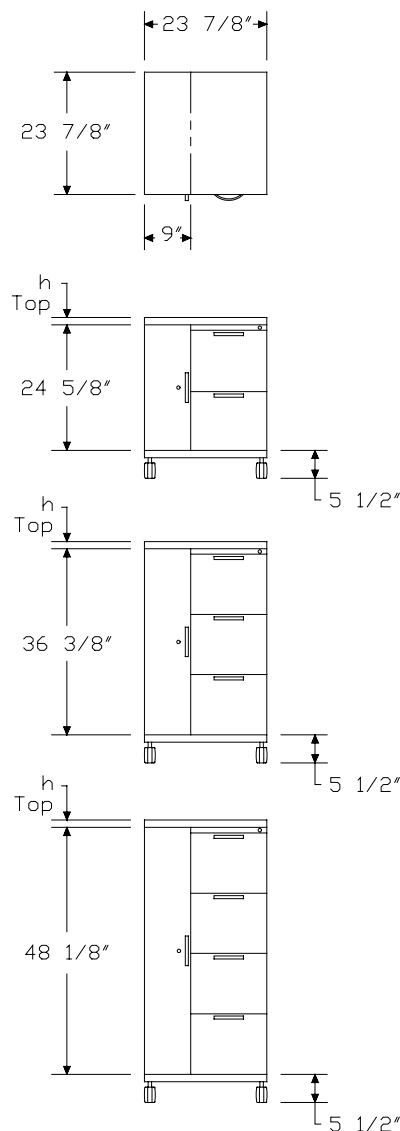
- Drawer divider (73-1567-D)
- File drawer organizer (73-9874-FDO)
- Pencil tray (73-1516-PT)
- Stationery tray (73-7082-SST)

All locks in unit are factory installed and are keyed alike within unit. For specific numbering choices, specify KA and order lock plugs separately. See Keyed-Alike Information in Appendices.

MTC1A.
MTC1D.
MTC2A.
MTC2D.
MTC3A.
MTC3D.
MTC4A.
MTC4D.
MTC5A.

MTC5D.
MTC6A.
MTC6D.

Dimensions



Mobile Vertical Tower with Wardrobe, Arc Pull *continued*

Specification Information			
Step 1.			
MTC			
Step 2. Height/Wardrobe Location			
1	24 ⁵ / ₈ " high, wardrobe left		
2	24 ⁵ / ₈ " high, wardrobe right		
3	36 ³ / ₈ " high, wardrobe left		
4	36 ³ / ₈ " high, wardrobe right		
5	48 ¹ / ₈ " high, wardrobe left		
6	48 ¹ / ₈ " high, wardrobe right		
Step 3. Front Material			
D.24	painted metal front		
A.24	veneer front A		
Step 4. Drawer Configuration/Lock Option			
For 24 ⁵ / ₈ " high, wardrobe left (1) or 24 ⁵ / ₈ " high, wardrobe right (2)			
R	file/file, 1 lock		
S	box/box/file, 1 lock		
For 36 ³ / ₈ " high, wardrobe left (3) or 36 ³ / ₈ " high, wardrobe right (4)			
T	file/file/file, 1 lock		
V	box/box/file/file, 1 lock		
For 48 ¹ / ₈ " high, wardrobe left (5) or 48 ¹ / ₈ " high, wardrobe right (6)			
W	file/file/file/file, 1 lock		
X	file/box/box/file/file, 1 lock		
Step 5. Paint/Steel Type			
S	smooth paint on smooth steel		
X	textured paint on smooth steel		
Prices for Steps 1-5.			
		S	X
MTC1D.24	R	\$1590	1590
	S	\$1642	1642
MTC1A.24	R	\$3113	3113
	S	\$3223	3223
MTC2D.24	R	\$1590	1590
	S	\$1642	1642
MTC2A.24	R	\$3113	3113
	S	\$3223	3223

MTC3D.24 T	\$1957	1957
V	\$2010	2010
MTC3A.24 T	\$3819	3819
V	\$3927	3927
MTC4D.24 T	\$1957	1957
V	\$2010	2010
MTC4A.24 T	\$3819	3819
V	\$3927	3927
MTC5D.24 W	\$2688	2688
X	\$2742	2742
MTC5A.24 W	\$4721	4721
X	\$4829	4829
MTC6D.24 W	\$2688	2688
X	\$2742	2742
MTC6A.24 W	\$4721	4721
X	\$4829	4829
Step 6. Surface Finish		
Nonmetallic Paint		
<i>For smooth paint on smooth steel (S)</i>		
8Q	folkstone grey	+\$0
91	white	+\$0
98	studio white A	+\$0
BU	black umber	+\$0
G2	graphite satin	+\$0
HF	inner tone light	+\$0
HT	inner tone	+\$0
LT	light tone	+\$0
LU	soft white	+\$0
MT	medium tone	+\$0
SG	slate grey	+\$0
WA	wheat	+\$0
WL	sandstone	+\$0
Metallic Paint		
<i>For smooth paint on smooth steel (S)</i>		
CN	metallic champagne	+\$0
MS	metallic silver	+\$0

Mobile Vertical Tower with Wardrobe, Arc Pull *continued*

Sand Texture Paint

For textured paint on smooth steel (X)

91	white	+\$0
98	studio white A	+\$0
BK	black	+\$0
CL	cool grey neutral	+\$0
G1	graphite	+\$0
WN	warm grey neutral	+\$0

Step 7. Pull Finish

NH	brushed nickel	+\$0
NK	black nickel	+\$0

Step 8. Top

T1	1"-high squared-edge top	+\$0
T2	1 1/4"-high squared-edge top	+\$0
TF	1 1/4"-high wood veneer top A	+\$210
D1	6 1/2"-high full dome, side-to-side	+\$210
D2	6 1/2"-high full dome, front-to-back	+\$210
H1	6 1/2"-high half dome, sloping left	+\$210
H2	6 1/2"-high half dome, sloping right	+\$210
H3	6 1/2"-high half dome, sloping front	+\$210
H4	6 1/2"-high half dome, sloping back	+\$210
TV1	1 1/8"-high wood veneer top and wood composite edge with oversail front A	+\$315

Step 9.

Veneer Front Finish: Wood Veneer

For 1"-high squared-edge top (T1), 1 1/4"-high squared-edge top (T2), 6 1/2"-high full dome, side-to-side (D1), 6 1/2"-high full dome, front-to-back (D2), 6 1/2"-high half dome, sloping left (H1), 6 1/2"-high half dome, sloping right (H2), 6 1/2"-high half dome, sloping front (H3), or 6 1/2"-high half dome, sloping back (H4)

2U	light brown walnut A	+\$66
40	dark brown walnut A	+\$66
ED	aged cherry A	+\$66
EK	medium red walnut A	+\$66
EW	medium matte walnut A	+\$66
ET	clear on ash A	+\$66
EU	oak on ash A	+\$66
EV	walnut on ash A	+\$66
UL	natural maple A	+\$66
UX	walnut on cherry A	+\$66

Veneer Front/Top Finish: Wood Veneer

For 1 1/8"-high wood veneer top and wood composite edge with oversail front (TV1)

40	dark brown walnut	+\$66
ED	aged cherry	+\$66
EK	medium red walnut	+\$66
EW	medium matte walnut	+\$66
ET	clear on ash A	+\$66
EU	oak on ash A	+\$66
EV	walnut on ash A	+\$66
UL	natural maple	+\$66
UX	walnut on cherry	+\$66

Veneer Top Finish: Wood Veneer

For 1 1/8"-high wood veneer top and wood composite edge with oversail front (TV1)

40	dark brown walnut A	+\$24
ED	aged cherry A	+\$24
EK	medium red walnut A	+\$24
EW	medium matte walnut A	+\$24
ET	clear on ash A	+\$24
EU	oak on ash A	+\$24
EV	walnut on ash A	+\$24
UL	natural maple A	+\$24
UX	walnut on cherry A	+\$24

Veneer Top Finish: Wood Veneer

For 1 1/4"-high wood veneer top (TF)

2U	light brown walnut A	+\$24
40	dark brown walnut A	+\$24
ED	aged cherry A	+\$24
EK	medium red walnut A	+\$24
EW	medium matte walnut A	+\$24
ET	clear on ash A	+\$24
EU	oak on ash A	+\$24
EV	walnut on ash A	+\$24
UL	natural maple A	+\$24
UX	walnut on cherry A	+\$24

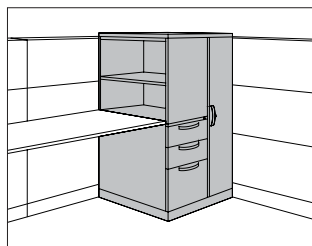
Mobile Vertical Tower with
Wardrobe, Arc Pull *continued*

Meridian® Vertical Storage Towers

Veneer Top Finish: Wood Veneer		
<i>For 1¹/₄"-high wood veneer top (TF)</i>		
2U	light brown walnut A	+\$66
40	dark brown walnut A	+\$66
ED	aged cherry A	+\$66
EK	medium red walnut A	+\$66
EW	medium matte walnut A	+\$66
ET	clear on ash A	+\$66
EU	oak on ash A	+\$66
EV	walnut on ash A	+\$66
UL	natural maple A	+\$66
UX	walnut on cherry A	+\$66

Step 10. Lock		
<i>For file/file, 1 lock (R), file/file/file, 1 lock (T), file/file/file/file, 1 lock (W), box/box/file, 1 lock (S), box/box/file/file, 1 lock (V), or file/box/box/file/file, 1 lock (X)</i>		
KA	keyed alike	-\$10
KC	keyed differently, chrome	+\$0
KD	keyed differently, black	+\$0

Vertical Tower with Wardrobe and Side-Facing Bookcase, Arc Pull



MTB1A.
MTB1D.
MTB2A.
MTB2D.
MTB3A.
MTB3D.
MTB4A.
MTB4D.
MTB5A.

MTB5D.
MTB6A.
MTB6D.

Product Information

Description

This freestanding storage tower has a wardrobe and modules for display materials, binders, filing materials, and personal items. It is available in 3 heights and has a wardrobe on 1 side and a side-facing bookcase and drawers on the other side. The tower is available in smooth steel. The tower has a metal or veneer top, arc pulls, and painted metal or veneer fronts. 5 base heights are available; all bases include adjustable glides. The 24"-wide tower has a 9"-wide wardrobe; the 30"-wide tower has a 15"-wide wardrobe. Both wardrobes include a side-to-side coat rod and lock. Letter-width file drawers include a file compressor; box drawers include an adjustable metal divider. 1 lock controls all drawers. The 23½"-high bookcase includes 1 adjustable shelf to create openings for 1 row of binders and 1 row of display material. The 26¼"- and 27⅝"-high bookcases include 1 adjustable shelf to create openings for 2 rows of binders or display materials. The 35¼"-high bookcase includes 2 adjustable shelves to create openings for 2 rows of binders and 1 row of display materials. The 39⅜"-high bookcase includes 2 adjustable shelves to create openings for 3 rows of binders. Shelves adjust in 1¼" increments.

Notes

Front-facing filing module is the reference point when specifying location of wardrobe and orientation of full- or half-dome top.

When specifying tower with 2 file drawers (R) and aligning bookcase with standard 29"-high work surface, specify 3¼"-high base (B4).

2 box drawers may be specified in place of 1 file drawer in predetermined locations.

Dimensional illustrations do not include all possible configurations.

For veneer-front tower, bookcase end panel (which faces front) and fascia are metal. Doors and drawers are veneer.

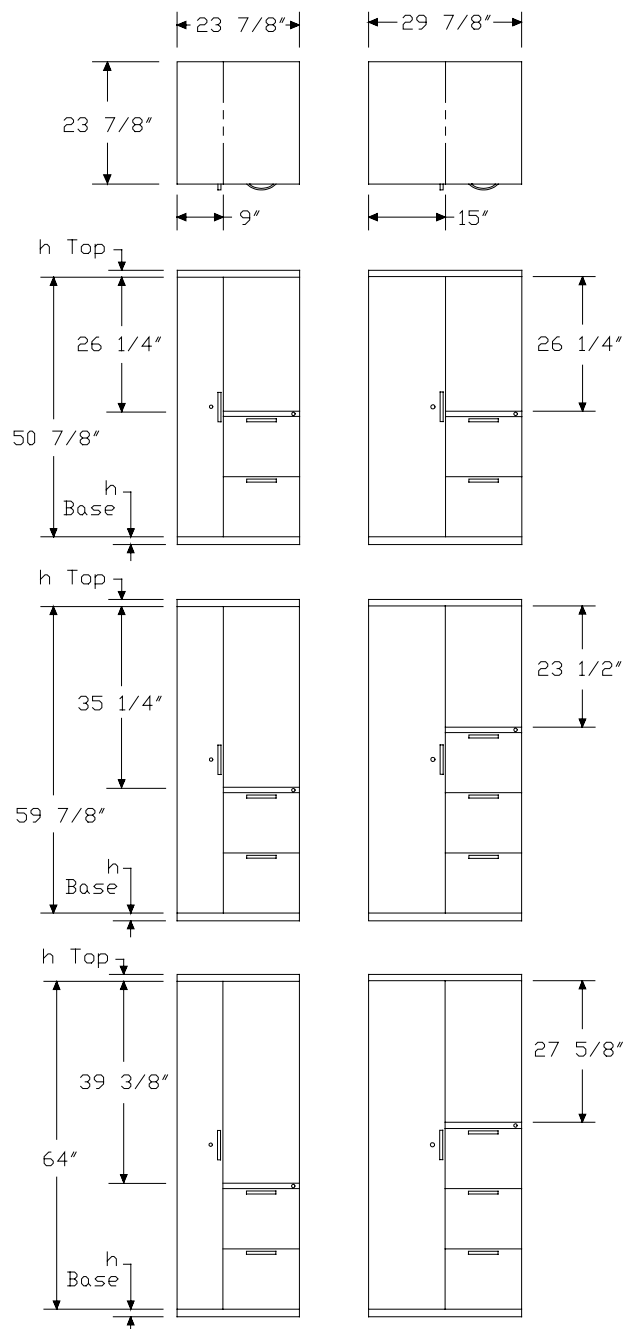
Grain direction is vertical for veneer-front towers.

Order optional accessories separately:

- Adjustable shelf for side-facing bookcase (MTAS.A)
- Drawer divider (73-1567-D)
- File drawer organizer (73-9874-FDO)
- Pencil tray (73-1516-PT)
- Stationery tray (73-7082-SST)

All locks in unit are factory installed and are keyed alike within unit. For specific numbering choices, specify KA and order lock plugs separately. See Keyed-Alike Information in Appendices.

Dimensions



Vertical Tower with Wardrobe and Side-Facing Bookcase, Arc Pull

continued

Specification Information			
Step 1.			
MTB			
Step 2. Height/Wardrobe Location			
1	50 ⁷ / ₈ " high, wardrobe left		
2	50 ⁷ / ₈ " high, wardrobe right		
3	59 ⁷ / ₈ " high, wardrobe left		
4	59 ⁷ / ₈ " high, wardrobe right		
5	64" high, wardrobe left		
6	64" high, wardrobe right		
Step 3. Front Material			
D.	painted metal front		
A.	veneer front <input type="checkbox"/> A		
Step 4. Width			
24	24" wide		
30	30" wide		
Step 5. Drawer Configuration			
For 50 ⁷ / ₈ " high, wardrobe left (1) or 50 ⁷ / ₈ " high, wardrobe right (2)			
RF	file/file		
SF	box/box/file		
For 59 ⁷ / ₈ " high, wardrobe left (3), 59 ⁷ / ₈ " high, wardrobe right (4), 64" high, wardrobe left (5), or 64" high, wardrobe right (6)			
RF	file/file		
SF	box/box/file		
TF	file/file/file		
VF	box/box/file/file		
Step 6. Paint/Steel Type			
S	smooth paint on smooth steel		
X	textured paint on smooth steel		
Prices for Steps 1-6.			
		S	X
MTB1D.24	RF	\$2222	2222
	SF	\$2277	2277
30	RF	\$2244	2244
	SF	\$2296	2296
		S	X
MTB1A.24	RF	\$4016	4016
	SF	\$4127	4127

30 RF	\$4139	4139
SF	\$4248	4248
	S	X
MTB2D.24 RF	\$2222	2222
SF	\$2277	2277
30 RF	\$2244	2244
SF	\$2296	2296
	S	X
MTB2A.24 RF	\$4016	4016
SF	\$4127	4127
30 RF	\$4139	4139
SF	\$4248	4248
	S	X
MTB3D.24 RF	\$2248	2248
SF	\$2303	2303
TF	\$2444	2444
VF	\$2499	2499
30 RF	\$2265	2265
SF	\$2320	2320
TF	\$2465	2465
VF	\$2517	2517
	S	X
MTB3A.24 RF	\$4280	4280
SF	\$4388	4388
TF	\$4681	4681
VF	\$4789	4789
30 RF	\$4399	4399
SF	\$4508	4508
TF	\$4800	4800
VF	\$4909	4909
	S	X
MTB4D.24 RF	\$2248	2248
SF	\$2303	2303
TF	\$2444	2444
VF	\$2499	2499
30 RF	\$2265	2265
SF	\$2320	2320
TF	\$2465	2465
VF	\$2517	2517

Vertical Tower with Wardrobe and Side-Facing Bookcase, Arc Pull

continued

	S	X
MTB4A.24 RF	\$4280	4280
SF	\$4388	4388
TF	\$4681	4681
VF	\$4789	4789
30 RF	\$4399	4399
SF	\$4508	4508
TF	\$4800	4800
VF	\$4909	4909
	S	X
MTB5D.24 RF	\$2309	2309
SF	\$2361	2361
TF	\$2505	2505
VF	\$2560	2560
30 RF	\$2327	2327
SF	\$2382	2382
TF	\$2527	2527
VF	\$2580	2580
	S	X
MTB5A.24 RF	\$4477	4477
SF	\$4584	4584
TF	\$4878	4878
VF	\$4986	4986
30 RF	\$4596	4596
SF	\$4705	4705
TF	\$4997	4997
VF	\$5106	5106
	S	X
MTB6D.24 RF	\$2309	2309
SF	\$2361	2361
TF	\$2505	2505
VF	\$2560	2560
30 RF	\$2327	2327
SF	\$2382	2382
TF	\$2527	2527
VF	\$2580	2580
	S	X
MTB6A.24 RF	\$4477	4477
SF	\$4584	4584
TF	\$4878	4878
VF	\$4986	4986

30 RF	\$4596	4596
SF	\$4705	4705
TF	\$4997	4997
VF	\$5106	5106

Step 7. Surface Finish

Nonmetallic Paint

For smooth paint on smooth steel (S)

8Q	folkstone grey	+\$0
91	white	+\$0
98	studio white A	+\$0
BU	black umber	+\$0
G2	graphite satin	+\$0
HF	inner tone light	+\$0
HT	inner tone	+\$0
LT	light tone	+\$0
LU	soft white	+\$0
MT	medium tone	+\$0
SG	slate grey	+\$0
WA	wheat	+\$0
WL	sandstone	+\$0

Metallic Paint

For smooth paint on smooth steel (S)

CN	metallic champagne	+\$0
MS	metallic silver	+\$0

Sand Texture Paint

For textured paint on smooth steel (X)

98	studio white A	+\$0
-----------	--	------

Bright Sand Texture Paint

For textured paint on smooth steel (X)

91	white	+\$0
CL	cool grey neutral	+\$0
G1	graphite	+\$0
WN	warm grey neutral	+\$0

Step 8. Pull Finish

NH	brushed nickel	+\$0
NK	black nickel	+\$0

Vertical Tower with Wardrobe and Side-Facing Bookcase, Arc Pull

continued

Meridian® Vertical Storage Towers

Step 9. Top		D.24	D.30	A.24	A.30
T1	1"-high squared-edge top	+\$0	0	0	0
T2	1¼"-high squared-edge top	+\$0	0	0	0
TF	1¼"-high wood veneer top A	+\$210	210	231	231
D1	6½"-high full dome, side-to-side	+\$210	210	231	231
D2	6½"-high full dome, front-to-back	+\$210	210	231	231
H1	6½"-high half dome, sloping left	+\$210	210	231	231
H2	6½"-high half dome, sloping right	+\$210	210	231	231
H3	6½"-high half dome, sloping front	+\$210	210	231	231
H4	6½"-high half dome, sloping back	+\$210	210	231	231
TV1	1⅛"-high wood veneer top and wood composite edge with oversail front A	+\$315	315	315	315

Step 10.

Veneer Front Finish: Wood Veneer

For 1"-high squared-edge top (T1), 1¼"-high squared-edge top (T2), 6½"-high full dome, side-to-side (D1), 6½"-high full dome, front-to-back (D2), 6½"-high half dome, sloping left (H1), 6½"-high half dome, sloping right (H2), 6½"-high half dome, sloping front (H3), or 6½"-high half dome, sloping back (H4)

2U	light brown walnut A	+\$106
40	dark brown walnut A	+\$106
ED	aged cherry A	+\$106
EK	medium red walnut A	+\$106
EW	medium matte walnut A	+\$106
ET	clear on ash A	+\$106
EU	oak on ash A	+\$106
EV	walnut on ash A	+\$106
UL	natural maple A	+\$106
UX	walnut on cherry A	+\$106

Veneer Front/Top Finish: Wood Veneer

For 1⅛"-high wood veneer top and wood composite edge with oversail front (TV1)

40	dark brown walnut A	+\$106
ED	aged cherry A	+\$106
EK	medium red walnut A	+\$106
EW	medium matte walnut A	+\$106
ET	clear on ash A	+\$106
EU	oak on ash A	+\$106
EV	walnut on ash A	+\$106
UL	natural maple A	+\$106
UX	walnut on cherry A	+\$106

Veneer Top Finish: Wood Veneer

For 1¼"-high wood veneer top (TF)

2U	light brown walnut A	+\$24
40	dark brown walnut A	+\$24
ED	aged cherry A	+\$24
EK	medium red walnut A	+\$24
EW	medium matte walnut A	+\$24
ET	clear on ash A	+\$24
EU	oak on ash A	+\$24
EV	walnut on ash A	+\$24
UL	natural maple A	+\$24
UX	walnut on cherry A	+\$24

Veneer Top Finish: Wood Veneer

For 1⅛"-high wood veneer top and wood composite edge with oversail front (TV1)

40	dark brown walnut A	+\$24
ED	aged cherry A	+\$24
EK	medium red walnut A	+\$24
EW	medium matte walnut A	+\$24
ET	clear on ash A	+\$24
EU	oak on ash A	+\$24
EV	walnut on ash A	+\$24
UL	natural maple A	+\$24
UX	walnut on cherry A	+\$24

Vertical Tower with Wardrobe and Side-Facing Bookcase, Arc Pull

continued

Veneer Front/Top Finish: Wood Veneer

For 1 1/4"-high wood veneer top (TF)

2U	light brown walnut <input type="checkbox"/>	+\$106
40	dark brown walnut <input type="checkbox"/>	+\$106
ED	aged cherry <input type="checkbox"/>	+\$106
EK	medium red walnut <input type="checkbox"/>	+\$106
EW	medium matte walnut <input type="checkbox"/>	+\$106
ET	clear on ash <input type="checkbox"/>	+\$106
EU	oak on ash <input type="checkbox"/>	+\$106
EV	walnut on ash <input type="checkbox"/>	+\$106
UL	natural maple <input type="checkbox"/>	+\$106
UX	walnut on cherry <input type="checkbox"/>	+\$106

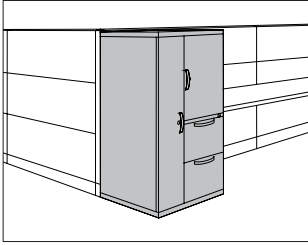
Step 11. Base Height

B1	1"-high base	+\$0
B2	1 1/2"-high base	+\$0
B3	2 1/4"-high base	+\$0
B4	3 1/4"-high base	+\$0
B5	4 1/4"-high base	+\$30

Step 12. Lock

KA	keyed alike	-\$10
KC	keyed differently, chrome	+\$0
KD	keyed differently, black	+\$0

Vertical Tower with Wardrobe and Storage Case, Arc Pull



MTV1A.
MTV1D.
MTV2A.
MTV2D.
MTV3A.
MTV3D.
MTV4A.
MTV4D.
MTV5A.

MTV5D.
MTV6A.
MTV6D.

Product Information

Description

This freestanding storage tower has a wardrobe and modules for display materials, binders, filing materials, and personal items. It is available in 3 heights and has a wardrobe on 1 side and a storage case and drawers on the other side. Storage cases have 1 locking metal door. Drawers, wardrobe, and storage case doors have arc pulls and painted metal or veneer fronts. The tower is available in smooth steel with a metal or veneer top. 5 base heights are available; all bases include adjustable glides.

The 24"-wide tower has a 9"-wide wardrobe; the 30"-wide tower has a 15"-wide wardrobe. Both wardrobes include a side-to-side coat rod and lock. Letter-width file drawers include a file compressor; box drawers include an adjustable metal divider.

1 lock controls all drawers. The 23½"-high storage case includes 1 adjustable shelf to create openings for 1 row of binders and 1 row of display material. The 26¼"- and 27⅝"-high storage cases include 1 adjustable shelf to create openings for 2 rows of binders or display materials. The 35¼"-high storage case includes 2 adjustable shelves to create openings for 2 rows of binders and 1 row of display materials. The 39⅜"-high storage case includes 2 adjustable shelves to create openings for 3 rows of binders. Shelves adjust in 1¼" increments.

Notes

Front-facing filing module is the reference point when specifying location of wardrobe and orientation of full- or half-dome top.

2 box drawers may be specified in place of 1 file drawer in predetermined locations.

Dimensional illustrations do not include all possible configurations.

For veneer-front tower, fascia strip is also veneer.

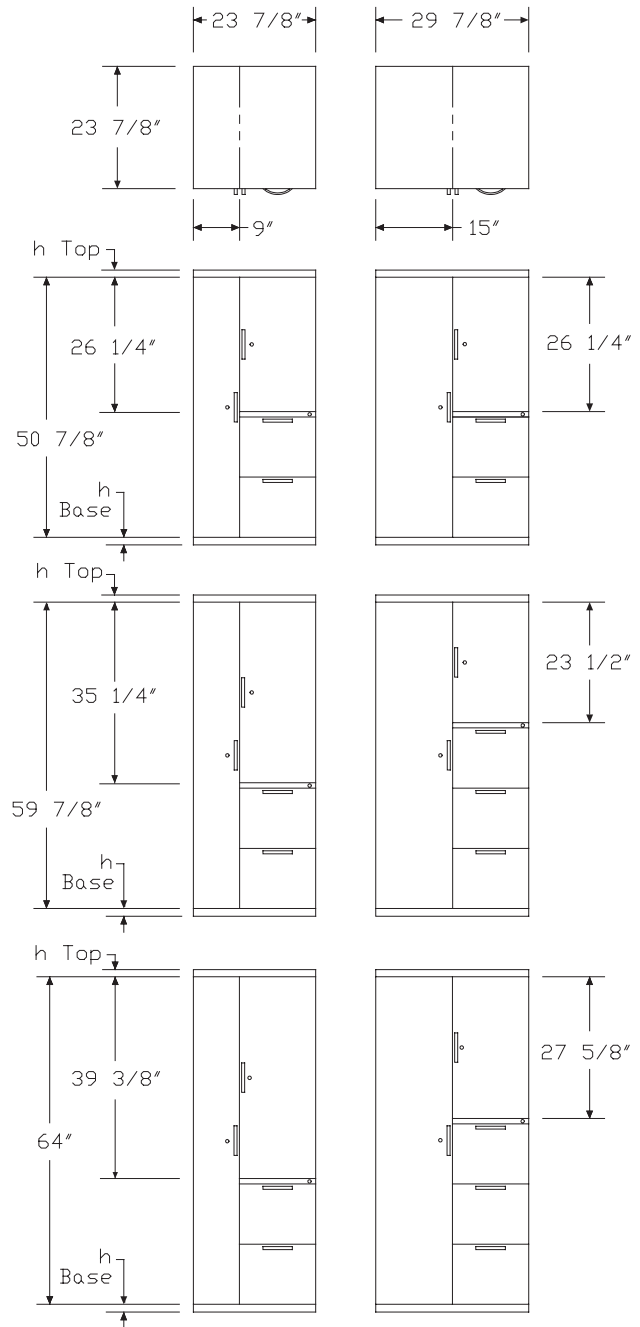
Grain direction is vertical for veneer-front towers.

Order optional accessories separately:

- Adjustable shelf for storage case (MTAS.B)
- Drawer divider (73-1567-D)
- File drawer organizer (73-9874-FDO)
- Pencil tray (73-1516-PT)
- Stationery tray (73-7082-SST)

All locks in unit are factory installed and are keyed alike within the unit. For specific numbering choices, specify KA and order lock plugs separately. See Keyed-Alike Information in Appendices.

Dimensions



Vertical Tower with Wardrobe and Storage Case, Arc Pull *continued*

Specification Information	
Step 1.	
MTV	
Step 2. Height/Wardrobe Location	
1	50 ⁷ / ₈ " high, wardrobe left
2	50 ⁷ / ₈ " high, wardrobe right
3	59 ⁷ / ₈ " high, wardrobe left
4	59 ⁷ / ₈ " high, wardrobe right
5	64" high, wardrobe left
6	64" high, wardrobe right
Step 3. Front Material	
D.	painted metal front
A.	veneer front A
Step 4. Width	
24	24" wide
30	30" wide
Step 5. Drawer Configuration	
<i>For 50⁷/₈" high, wardrobe left (1) or 50⁷/₈" high, wardrobe right (2)</i>	
R	file/file
S	box/box/file
<i>For 59⁷/₈" high, wardrobe left (3), 59⁷/₈" high, wardrobe right (4), 64" high, wardrobe left (5), or 64" high, wardrobe right (6)</i>	
R	file/file
S	box/box/file
T	file/file/file
V	box/box/file/file
Step 6. Storage Case Door	
<i>For painted metal front (D.)</i>	
F	painted metal door
<i>For veneer front (A.)</i>	
F	veneer door
Step 7. Paint/Steel Type	
S	smooth paint on smooth steel
X	textured paint on smooth steel

Prices for Steps 1-7.				
	FS	FX	FS	FX
MTV1D. 24 R	\$2455	2455	2455	2455
S	\$2510	2510	2510	2510
30 R	\$2475	2475	2475	2475
S	\$2530	2530	2530	2530
MTV1A. 24 R	\$4252	4252	4252	4252
S	\$4362	4362	4362	4362
30 R	\$4371	4371	4371	4371
S	\$4480	4480	4480	4480
MTV2D. 24 R	\$2455	2455	2455	2455
S	\$2510	2510	2510	2510
30 R	\$2475	2475	2475	2475
S	\$2530	2530	2530	2530
MTV2A. 24 R	\$4252	4252	4252	4252
S	\$4362	4362	4362	4362
30 R	\$4371	4371	4371	4371
S	\$4480	4480	4480	4480
MTV3D. 24 R	\$2480	2480	2480	2480
S	\$2534	2534	2534	2534
T	\$2650	2650	2650	2650
V	\$2705	2705	2705	2705
30 R	\$2499	2499	2499	2499
S	\$2555	2555	2555	2555
T	\$2668	2668	2668	2668
V	\$2721	2721	2721	2721
MTV3A. 24 R	\$4512	4512	4512	4512
S	\$4620	4620	4620	4620
T	\$4885	4885	4885	4885
V	\$4992	4992	4992	4992
30 R	\$4632	4632	4632	4632
S	\$4741	4741	4741	4741
T	\$5007	5007	5007	5007
V	\$5114	5114	5114	5114
MTV4D. 24 R	\$2480	2480	2480	2480
S	\$2534	2534	2534	2534
T	\$2650	2650	2650	2650
V	\$2705	2705	2705	2705

Vertical Tower with Wardrobe and Storage Case, Arc Pull *continued*

Meridian® Vertical Storage Towers

30 R	\$2499	2499	2499	2499
S	\$2555	2555	2555	2555
T	\$2668	2668	2668	2668
V	\$2721	2721	2721	2721
MTV4A.24 R	\$4512	4512	4512	4512
S	\$4620	4620	4620	4620
T	\$4885	4885	4885	4885
V	\$4992	4992	4992	4992
30 R	\$4632	4632	4632	4632
S	\$4741	4741	4741	4741
T	\$5007	5007	5007	5007
V	\$5114	5114	5114	5114
MTV5D.24 R	\$2540	2540	2540	2540
S	\$2596	2596	2596	2596
T	\$2711	2711	2711	2711
V	\$2764	2764	2764	2764
30 R	\$2560	2560	2560	2560
S	\$2613	2613	2613	2613
T	\$2731	2731	2731	2731
V	\$2785	2785	2785	2785
MTV5A.24 R	\$4709	4709	4709	4709
S	\$4818	4818	4818	4818
T	\$5080	5080	5080	5080
V	\$5190	5190	5190	5190
30 R	\$4830	4830	4830	4830
S	\$4939	4939	4939	4939
T	\$5202	5202	5202	5202
V	\$5310	5310	5310	5310
MTV6D.24 R	\$2540	2540	2540	2540
S	\$2596	2596	2596	2596
T	\$2711	2711	2711	2711
V	\$2764	2764	2764	2764
30 R	\$2560	2560	2560	2560
S	\$2613	2613	2613	2613
T	\$2731	2731	2731	2731
V	\$2785	2785	2785	2785
MTV6A.24 R	\$4709	4709	4709	4709
S	\$4818	4818	4818	4818
T	\$5080	5080	5080	5080
V	\$5190	5190	5190	5190

30 R	\$4830	4830	4830	4830
S	\$4939	4939	4939	4939
T	\$5202	5202	5202	5202
V	\$5310	5310	5310	5310

Step 8. Surface Finish

Nonmetallic Paint

For smooth paint on smooth steel (S)

8Q	folkstone grey	+\$0
98	studio white A	+\$0
91	white	+\$0
BU	black umber	+\$0
G2	graphite satin	+\$0
HF	inner tone light	+\$0
HT	inner tone	+\$0
LT	light tone	+\$0
LU	soft white	+\$0
MT	medium tone	+\$0
SG	slate grey	+\$0
WA	wheat	+\$0
WL	sandstone	+\$0

Metallic Paint

For smooth paint on smooth steel (S)

CN	metallic champagne	+\$0
EH	metallic bronze	+\$0
MS	metallic silver	+\$0

Sand Texture Paint

For textured paint on smooth steel (X)

91	white	+\$0
98	studio white A	+\$0
BK	black	+\$0
CL	cool grey neutral	+\$0
G1	graphite	+\$0
WN	warm grey neutral	+\$0

Step 9. Pull Finish

NH	brushed nickel	+\$0
NK	black nickel	+\$0

Vertical Tower with Wardrobe and Storage Case, Arc Pull *continued*

Step 10. Top					
		D.24	D.30	A.24	A.30
T1	1"-high squared-edge top	+\$0	0	0	0
T2	1 1/4"-high squared-edge top	+\$0	0	0	0
TF	1 1/4"-high wood veneer top A	+\$210	210	231	231
D1	6 1/2"-high full dome, side-to-side	+\$210	210	231	231
D2	6 1/2"-high full dome, front-to-back	+\$210	210	231	231
H1	6 1/2"-high half dome, sloping left	+\$210	210	231	231
H2	6 1/2"-high half dome, sloping right	+\$210	210	231	231
H3	6 1/2"-high half dome, sloping front	+\$210	210	231	231
H4	6 1/2"-high half dome, sloping back	+\$210	210	231	231
TV1	1 1/8"-high wood veneer top and wood composite edge with oversail front A	+\$315	315	315	315

Step 11.

Veneer Front Finish: Wood Veneer

For 1"-high squared-edge top (T1), 1 1/4"-high squared-edge top (T2), 6 1/2"-high full dome, side-to-side (D1), 6 1/2"-high full dome, front-to-back (D2), 6 1/2"-high half dome, sloping left (H1), 6 1/2"-high half dome, sloping right (H2), 6 1/2"-high half dome, sloping front (H3), or 6 1/2"-high half dome, sloping back (H4)

2U	light brown walnut A	+\$106
40	dark brown walnut A	+\$106
ED	aged cherry A	+\$106
EK	medium red walnut A	+\$106
EW	medium matte walnut A	+\$106
ET	clear on ash A	+\$106
EU	oak on ash A	+\$106
EV	walnut on ash A	+\$106
UL	natural maple A	+\$106
UX	walnut on cherry A	+\$106

Veneer Top Finish: Wood Veneer

For 1 1/4"-high wood veneer top (TF)

2U	light brown walnut A	+\$24
40	dark brown walnut A	+\$24
ED	aged cherry A	+\$24
EK	medium red walnut A	+\$24
EW	medium matte walnut A	+\$24
ET	clear on ash A	+\$24
EU	oak on ash A	+\$24
EV	walnut on ash A	+\$24
UL	natural maple A	+\$24
UX	walnut on cherry A	+\$24

Veneer Front/Top Finish: Wood Veneer

For 1 1/8"-high wood veneer top and wood composite edge with oversail front (TV1)

40	dark brown walnut A	+\$106
ED	aged cherry A	+\$106
EK	medium red walnut A	+\$106
EW	medium matte walnut A	+\$106
ET	clear on ash A	+\$106
EU	oak on ash A	+\$106
EV	walnut on ash A	+\$106
UL	natural maple A	+\$106
UX	walnut on cherry A	+\$106

Veneer Top Finish: Wood Veneer

For 1 1/8"-high wood veneer top and wood composite edge with oversail front (TV1)

40	dark brown walnut A	+\$24
ED	aged cherry A	+\$24
EK	medium red walnut A	+\$24
EW	medium matte walnut A	+\$24
ET	clear on ash A	+\$24
EU	oak on ash A	+\$24
EV	walnut on ash A	+\$24
UL	natural maple A	+\$24
UX	walnut on cherry A	+\$24

Vertical Tower with Wardrobe and Storage Case, Arc Pull *continued*

Veneer Front/Top Finish: Wood Veneer

For 1¹/₄"-high wood veneer top (TF)

2U	light brown walnut <input type="checkbox"/> A	+\$106
40	dark brown walnut <input type="checkbox"/> A	+\$106
ED	aged cherry <input type="checkbox"/> A	+\$106
EK	medium red walnut <input type="checkbox"/> A	+\$106
EW	medium matte walnut <input type="checkbox"/> A	+\$106
ET	clear on ash <input type="checkbox"/> A	+\$106
EU	oak on ash <input type="checkbox"/> A	+\$106
EV	walnut on ash <input type="checkbox"/> A	+\$106
UL	natural maple <input type="checkbox"/> A	+\$106
UX	walnut on cherry <input type="checkbox"/> A	+\$106

Step 12. Base Height

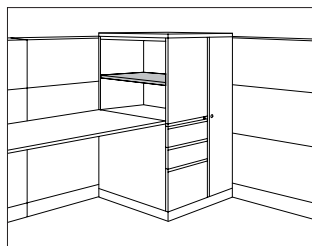
B1	1"-high base	+\$0
B2	1 ¹ / ₂ "-high base	+\$0
B3	2 ¹ / ₄ "-high base	+\$0
B4	3 ¹ / ₄ "-high base	+\$0
B5	4 ¹ / ₄ "-high base	+\$30

Step 13. Lock

KA	keyed alike	-\$10
KC	keyed differently, chrome	+\$0
KD	keyed differently, black	+\$0

Adjustable Shelf

MTAS.

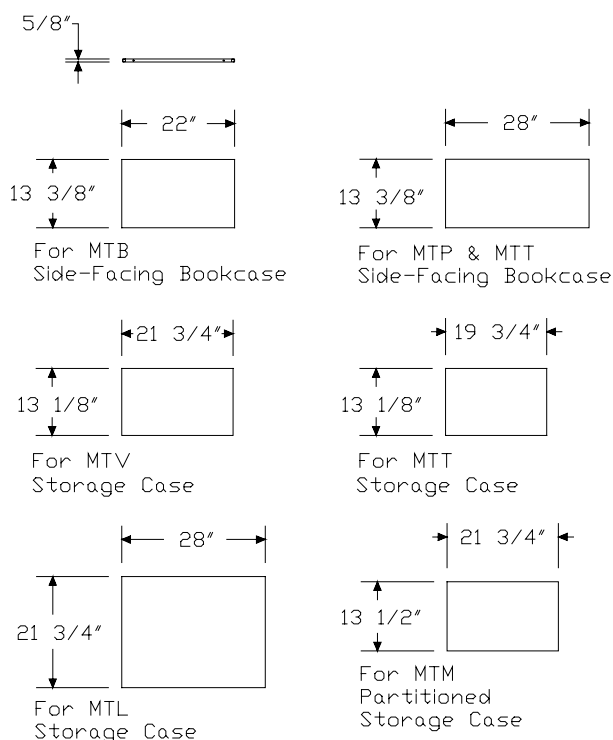


Product Information

Description

This shelf fits into a vertical or lateral tower to store books, binders, and other items. It adjusts in 1 $\frac{1}{4}$ " increments.

Dimensions



Specification Information

Step 1.

MTAS.

Step 2. Usage

- A** for MTB side-facing bookcase
- B** for MTV storage case
- C** for MTL storage case
- D** for MTP or MTT side-facing bookcase
- E** for MTT storage case
- F** for MTM partitioned storage case

Prices for Steps 1-2.

MTAS. A	\$71
B	\$71
C	\$71
D	\$71
E	\$71
F	\$71

Step 3. Paint/Steel Type

SS	smooth paint on smooth steel	+\$0
XS	textured paint on smooth steel	+\$0

Step 4. Surface Finish

Nonmetallic Paint

For smooth paint on smooth steel (SS)

8Q	folkstone grey	+\$0
91	white	+\$0
98	studio white A	+\$0
BU	black umber	+\$0
G2	graphite satin	+\$0
HF	inner tone light	+\$0
HT	inner tone	+\$0
LT	light tone	+\$0
LU	soft white	+\$0
MT	medium tone	+\$0
SG	slate grey	+\$0
WA	wheat	+\$0
WL	sandstone	+\$0

Metallic Paint

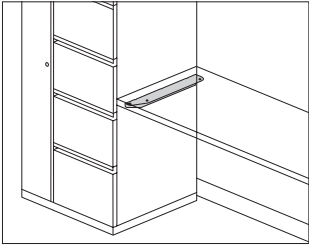
For smooth paint on smooth steel (SS)

CN	metallic champagne	+\$0
EH	metallic bronze	+\$0
MS	metallic silver	+\$0

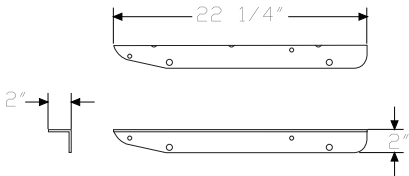
Sand Texture Paint		
<i>For textured paint on smooth steel (XS)</i>		
91	white	+\$0
98	studio white A	+\$0
BK	black	+\$0
CL	cool grey neutral	+\$0
G1	graphite	+\$0
WN	warm grey neutral	+\$0

Meridian® Vertical Tower Attachment Bracket

MTAB.



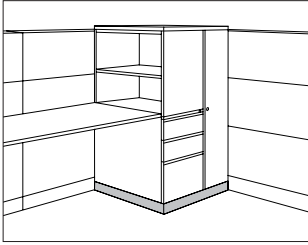
Product Information
Description This bracket attaches to the side of a storage tower to support 1 end of a surface, eliminating the need for a support leg or cantilever. Finish is black. Attachment hardware included.
Notes Bracket must attach to the pedestal side of storage tower. Bracket does not provide support for a panel or frame.
Dimensions



Specification Information
Step 1. MTAB.
\$41

Tower Base

MTB1.
MTB2.
MTB3.
MTB4.
MTB5.

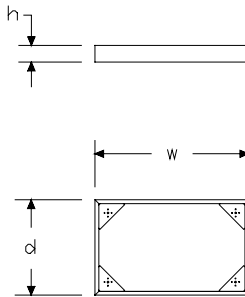


Product Information

Description

This metal base is retrofit to a vertical or lateral tower and provides a different height base. Attachment hardware is included.

Dimensions



Specification Information

Step 1.

MTB

Step 2. Height

1. 1" high
2. 1½" high
3. 2¼" high
4. 3¼" high
5. 4¼" high

Step 3. Width/Depth

- 2424** 24" wide x 24" deep
3024 30" wide x 24" deep
3030 30" wide x 30" deep
3624 36" wide x 24" deep
4224 42" wide x 24" deep

Prices for Steps 1-3.

MTB1.	2424	\$91
	3024	\$91
	3030	\$102
	3624	\$102
	4224	\$118

MTB2.	2424	\$91
	3024	\$91
	3030	\$102
	3624	\$102
	4224	\$118

MTB3.	2424	\$91
	3024	\$91
	3030	\$102
	3624	\$102
	4224	\$118

MTB4.	2424	\$91
	3024	\$91
	3030	\$102
	3624	\$102
	4224	\$118

MTB5. 2424	\$129
3024	\$129
3030	\$144
3624	\$144
4224	\$157

Step 4. Paint/Steel Type

SS	smooth paint on smooth steel	+\$0
XS	textured paint on smooth steel	+\$0

Step 5. Surface Finish

Nonmetallic Paint

For smooth paint on smooth steel (SS)

8Q	folkstone grey	+\$0
91	white	+\$0
98	studio white A	+\$0
BU	black umber	+\$0
G2	graphite satin	+\$0
HF	inner tone light	+\$0
HT	inner tone	+\$0
LT	light tone	+\$0
LU	soft white	+\$0
MT	medium tone	+\$0
SG	slate grey	+\$0
WA	wheat	+\$0
WL	sandstone	+\$0

Metallic Paint

For smooth paint on smooth steel (SS)

CN	metallic champagne	+\$0
EH	metallic bronze	+\$0
MS	metallic silver	+\$0

Sand Texture Paint

For textured paint on smooth steel (XS)

98	studio white A	+\$0
-----------	--	------

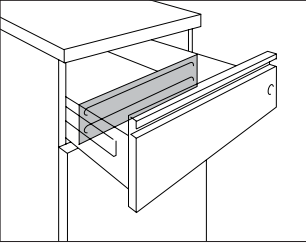
Bright Sand Texture Paint

For textured paint on smooth steel (XS)

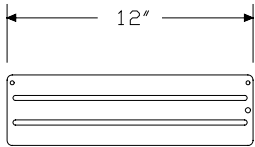
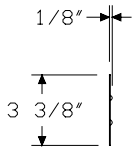
91	white	+\$0
CL	cool grey neutral	+\$0
G1	graphite	+\$0
WN	warm grey neutral	+\$0

Drawer Divider for Box Drawer,
Meridian® Pedestal

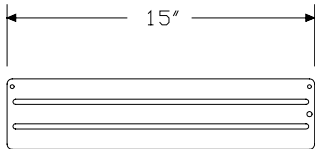
73-15
73-18



Product Information
Description
This adjustable divider is used in a box drawer. The 12"-wide divider fits in a 15"-wide box drawer; the 15"-wide divider fits in an 18"-wide box drawer. Finish is black umber.
Notes
Drawer divider cannot be used in Tu® pedestals or Quadrant® pedestals. For 5000 Series furniture, drawer divider can be used in standard-, bevel-, or contour-pull pedestals.
Dimensions



For 15" Wide Drawer

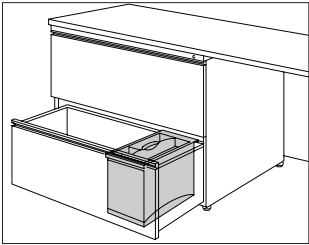


For 18" Wide Drawer

Specification Information	
Step 1.	
73-	
Step 2. Width	
1567-D	for 15"-wide drawer (for Meridian® pedestals and 5000 Series furniture)
1867-D	for 18"-wide drawer (for Meridian® pedestals)
Prices for Steps 1-2.	
73-1567-D	\$15
73-1867-D	\$18

File Drawer Organizer

LG901

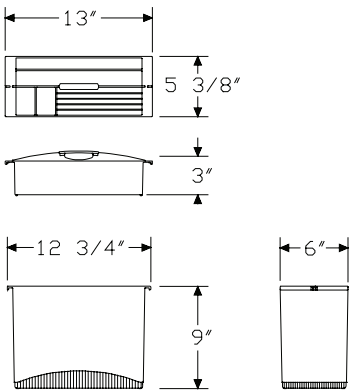


Product Information

Description

This 2-sectioned organizer fits into any file drawer arranged for letter-size filing. The removable top section stores computer disks and other small items. The bottom section stores larger items or can be divided into 3 compartments; it includes 2 vertical dividers. Finish is black umber.

Dimensions



Specification Information

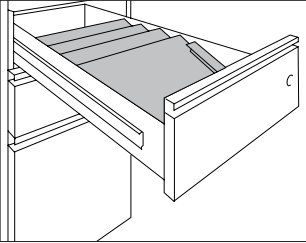
Step 1.

LG901

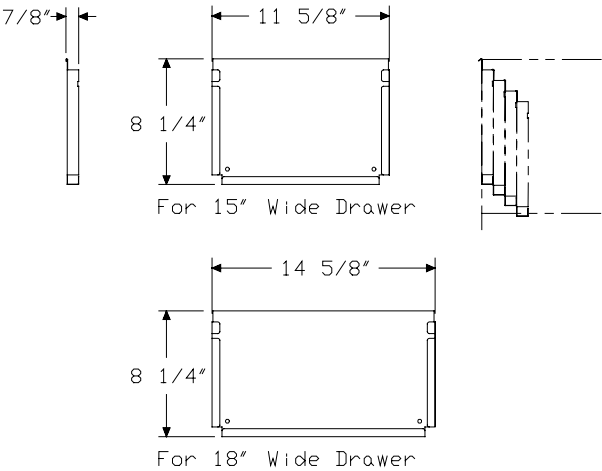
\$84

Stationery Tray for Box Drawer, Meridian® Pedestal

73-70



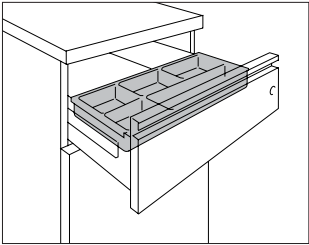
Product Information
Description
This sectioned tray stores envelopes, stationery, and forms in a box drawer. The 12"-wide tray fits in a 15"-wide box drawer; the 15"-wide tray fits in an 18"-wide box drawer. Finish is black umber.
Notes
Stationery tray cannot be used in Tu® pedestals or Quadrant® pedestals. For 5000 Series furniture, stationery tray can be used in standard-, bevel-, or contour-pull pedestals.
Dimensions



Specification Information
Step 1.
73-7082-
Step 2. Width
SST for 15"-wide drawer (for Meridian® pedestals and 5000 Series furniture)
SST-SP for 18"-wide drawer (for Meridian® pedestals)
Prices for Steps 1-2.
73-7082- SST \$107
SST-SP \$119

Pencil Tray for Box Drawer, Meridian® Pedestal

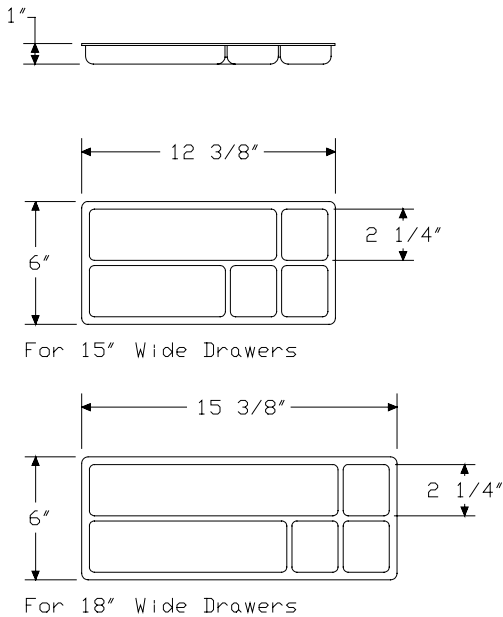
73-15
73-18



Product Information
Description
This plastic drawer stores pencils and other small items in a box drawer. The 12"-wide pencil tray fits in a 15"-wide box drawer; the 15"-wide pencil tray fits in an 18"-wide box drawer. Finish is black umber.
Notes
Pencil tray cannot be used in Tu® pedestals or Quadrant® pedestals. For 5000 Series furniture, pencil tray can be used in standard-, bevel-, or contour-pull pedestals.
Dimensions

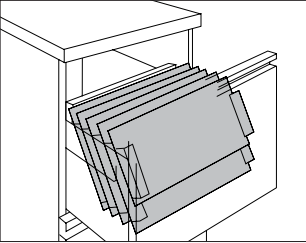
Specification Information
Step 1.
73-
Step 2. Width
1516-PT for 15"-wide drawer (for Meridian® pedestals and 5000 Series furniture)
1816-PT for 18"-wide drawer (for Meridian® pedestals)
Prices for Steps 1-2.
73-1516-PT
73-1816-PT

\$21
\$24

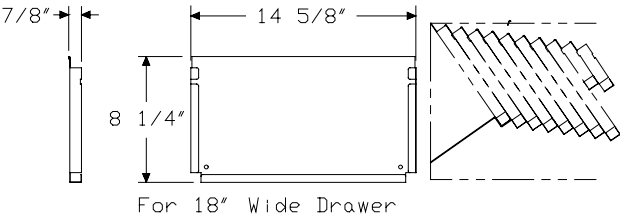
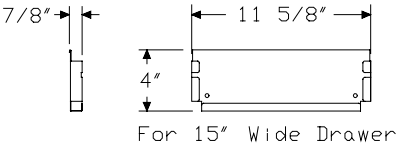


File Drawer Organizer, Meridian®
Pedestal

73-98



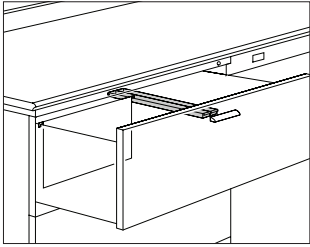
Product Information
Description
This sectioned organizer stores letter-size stationery and papers in a file drawer. The 12"-wide organizer fits in a 15"-wide file drawer; the 15"-wide organizer fits in an 18"-wide file drawer. Finish is black umber.
Notes
File drawer organizer cannot be used in Tu® pedestals or Quadrant® pedestals.
For 5000 Series furniture, file drawer organizer can be used in standard-, bevel-, or contour-pull pedestals.
Dimensions



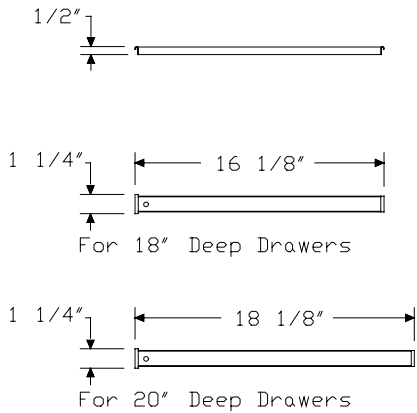
Specification Information
Step 1.
73-9874-
Step 2. Width
FDO for 15"-wide drawer (for Meridian® pedestals and 5000 Series furniture)
FDO-SP for 18"-wide drawer (for Meridian® pedestals)
Prices for Steps 1-2.
73-9874- FDO \$189
FDO-SP \$227

Front-to-Back Filing Rail,
Meridian® Stackable™ Lateral File

9P001
9P002
9P361
9P362



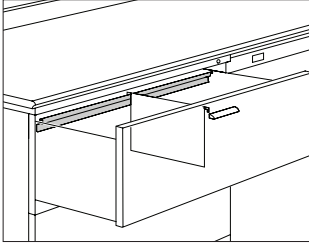
Product Information
Description
This filing rail holds letter-size hanging folders for front-to-back filing. The 16" rail is used in an 18"-deep Meridian® lateral file drawer. The 18" rail is used in the file drawer of a Meridian Stackable Storage™ cabinet bottom module, 20"-deep Meridian lateral file, or Meridian lateral storage tower.
Dimensions



Specification Information
Step 1.
9P
Step 2. Width
00 for 30"- or 42"-wide drawers
36 for 36"-wide drawers
Step 3. Depth
18 18" deep
20 20" deep
Prices for Steps 1-3.
9P0018 \$30
9P0020 \$30
9P3618 \$30
9P3620 \$30

Side-to-Side Filing Rail, Meridian® Stackable™ Lateral File

9R124
9R130
9R136
9R142
9R224
9R230
9R236
9R242

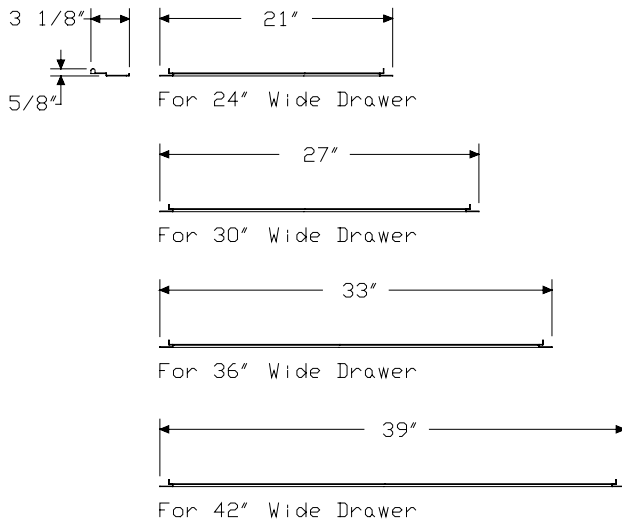


Product Information

Description

This filing rail holds letter- or legal-size hanging folders for side-to-side filing. The 21"-wide rail is used in the file drawer of a 24"-wide Meridian® Stackable Storage™ cabinet bottom module. The 27"-wide rail is used in the file drawer of a 30"-wide Meridian Stackable Storage cabinet bottom module, Meridian lateral file, or Meridian lateral storage tower. The 33"-wide rail is used in the file drawer of a 36"-wide Meridian lateral file. The 39"-wide rail is used in the file drawer of a 42"-wide Meridian lateral file.

Dimensions



Specification Information

Step 1.

9R

Step 2. Quantity

1	1 filing rail
2	2 filing rails

Step 3. Width

2400	for 24"-wide drawers
3000	for 30"-wide drawers
3600	for 36"-wide drawers
4200	for 42"-wide drawers

Prices for Steps 1-3.

9R12400	\$23
9R13000	\$23
9R13600	\$23
9R14200	\$23
9R22400	\$44
9R23000	\$44
9R23600	\$44
9R24200	\$44

Index by Product Name

Meridian® Storage Towers	
Adjustable Shelf	page(s) 87
Drawer Divider for Box Drawer, Meridian® Pedestal	92
File Drawer Organizer	93
File Drawer Organizer, Meridian® Pedestal	96
Front-to-Back Filing Rail, Meridian® Stackable™ Lateral File	97
Meridian® Vertical Tower Attachment Bracket	89
Mobile Vertical Tower with Wardrobe, Arc Pull	73
Mobile Vertical Tower with Wardrobe, Bar Pull	23
Mobile Vertical Tower with Wardrobe, Bevel Pull	40
Mobile Vertical Tower with Wardrobe, Sloped Pull	55
Mobile Vertical Tower with Wardrobe, Standard Pull	8
Pencil Tray for Box Drawer, Meridian® Pedestal	95
Side-to-Side Filing Rail, Meridian® Stackable™ Lateral File	98
Stationery Tray for Box Drawer, Meridian® Pedestal	94
Tower Base	90
Vertical Tower with Wardrobe and Side-Facing Bookcase, Arc Pull	77
Vertical Tower with Wardrobe and Side-Facing Bookcase, Bar Pull	27
Vertical Tower with Wardrobe and Side-Facing Bookcase, Bevel Pull	43
Vertical Tower with Wardrobe and Side-Facing Bookcase, Sloped Pull	59
Vertical Tower with Wardrobe and Side-Facing Bookcase, Standard Pull	11
Vertical Tower with Wardrobe and Storage Case, Arc Pull	82
Vertical Tower with Wardrobe and Storage Case, Bar Pull	32
Vertical Tower with Wardrobe and Storage Case, Bevel Pull	47
Vertical Tower with Wardrobe and Storage Case, Sloped Pull	64
Vertical Tower with Wardrobe and Storage Case, Standard Pull	15
Vertical Tower with Wardrobe, Arc Pull	69
Vertical Tower with Wardrobe, Bar Pull	19
Vertical Tower with Wardrobe, Bevel Pull	37
Vertical Tower with Wardrobe, Sloped Pull	51
Vertical Tower with Wardrobe, Standard Pull	5

Index by Product Number

9P001	Front-to-Back Filing Rail, Meridian® Stackable™ Lateral File	page(s) 97
9P002		
9P361		
9P362		
9R124	Side-to-Side Filing Rail, Meridian® Stackable™ Lateral File	98
9R130		
9R136		
9R142		
9R224		
9R230		
9R236		
9R242		
73-15	Drawer Divider for Box Drawer, Meridian® Pedestal	92
73-15	Pencil Tray for Box Drawer, Meridian® Pedestal	95
73-18	Drawer Divider for Box Drawer, Meridian® Pedestal	92
73-18	Pencil Tray for Box Drawer, Meridian® Pedestal	95
73-70	Stationery Tray for Box Drawer, Meridian® Pedestal	94
73-98	File Drawer Organizer, Meridian® Pedestal	96
LG901	File Drawer Organizer	93
MTAB.	Meridian® Vertical Tower Attachment Bracket	89
MTAS.	Adjustable Shelf	87
MTB1A.	Vertical Tower with Wardrobe and Side-Facing Bookcase, Arc Pull	77
MTB1D.		
MTB1P.	Vertical Tower with Wardrobe and Side-Facing Bookcase, Sloped Pull	59
MTB1.	Tower Base	90
MTB1V.	Vertical Tower with Wardrobe and Side-Facing Bookcase, Sloped Pull	59
MTB2A.	Vertical Tower with Wardrobe and Side-Facing Bookcase, Arc Pull	77
MTB2D.		
MTB2P.	Vertical Tower with Wardrobe and Side-Facing Bookcase, Sloped Pull	59
MTB2.	Tower Base	90
MTB2V.	Vertical Tower with Wardrobe and Side-Facing Bookcase, Sloped Pull	59
MTB3A.	Vertical Tower with Wardrobe and Side-Facing Bookcase, Arc Pull	77
MTB3D.		
MTB3P.	Vertical Tower with Wardrobe and Side-Facing Bookcase, Sloped Pull	59
MTB3.	Tower Base	90
MTB3V.	Vertical Tower with Wardrobe and Side-Facing Bookcase, Sloped Pull	59
MTB4A.	Vertical Tower with Wardrobe and Side-Facing Bookcase, Arc Pull	77

Pull	77
MTB4D.	
MTB4P. Vertical Tower with Wardrobe and Side-Facing Bookcase, Sloped Pull	59
MTB4. Tower Base	90
MTB4V. Vertical Tower with Wardrobe and Side-Facing Bookcase, Sloped Pull	59
MTB5A. Vertical Tower with Wardrobe and Side-Facing Bookcase, Arc Pull	77
MTB5D.	
MTB5P. Vertical Tower with Wardrobe and Side-Facing Bookcase, Sloped Pull	59
MTB5. Tower Base	90
MTB5V. Vertical Tower with Wardrobe and Side-Facing Bookcase, Sloped Pull	59
MTB6A. Vertical Tower with Wardrobe and Side-Facing Bookcase, Arc Pull	77
MTB6D.	
MTB6P. Vertical Tower with Wardrobe and Side-Facing Bookcase, Sloped Pull	59
MTB6V.	
MTB14. Vertical Tower with Wardrobe and Side-Facing Bookcase, Bevel Pull	43
MTB16. Vertical Tower with Wardrobe and Side-Facing Bookcase, Standard Pull	11
MTB24. Vertical Tower with Wardrobe and Side-Facing Bookcase, Bevel Pull	43
MTB26. Vertical Tower with Wardrobe and Side-Facing Bookcase, Standard Pull	11
MTB34. Vertical Tower with Wardrobe and Side-Facing Bookcase, Bevel Pull	43
MTB36. Vertical Tower with Wardrobe and Side-Facing Bookcase, Standard Pull	11
MTB44. Vertical Tower with Wardrobe and Side-Facing Bookcase, Bevel Pull	43
MTB46. Vertical Tower with Wardrobe and Side-Facing Bookcase, Standard Pull	11
MTB54. Vertical Tower with Wardrobe and Side-Facing Bookcase, Bevel Pull	43
MTB56. Vertical Tower with Wardrobe and Side-Facing Bookcase, Standard Pull	11
MTB64. Vertical Tower with Wardrobe and Side-Facing Bookcase, Bevel Pull	43
MTB66. Vertical Tower with Wardrobe and Side-Facing Bookcase, Standard Pull	11
MTBKP1 Vertical Tower with Wardrobe and Side-Facing Bookcase, Bar Pull	27

Index by Product Number *continued*

Index: Product Number

MTBKP2	
MTBKP3	
MTBKP4	
MTBKP5	
MTBKP6	
MTBKV1	
MTBKV2	
MTBKV3	
MTBKV4	
MTBKV5	
MTBKV6	
MTC1A. Mobile Vertical Tower with Wardrobe, Arc Pull	73
MTC1D.	
MTC1P. Mobile Vertical Tower with Wardrobe, Sloped Pull	55
MTC1V.	
MTC2A. Mobile Vertical Tower with Wardrobe, Arc Pull	73
MTC2D.	
MTC2P. Mobile Vertical Tower with Wardrobe, Sloped Pull	55
MTC2V.	
MTC3A. Mobile Vertical Tower with Wardrobe, Arc Pull	73
MTC3D.	
MTC3P. Mobile Vertical Tower with Wardrobe, Sloped Pull	55
MTC3V.	
MTC4A. Mobile Vertical Tower with Wardrobe, Arc Pull	73
MTC4D.	
MTC4P. Mobile Vertical Tower with Wardrobe, Sloped Pull	55
MTC4V.	
MTC5A. Mobile Vertical Tower with Wardrobe, Arc Pull	73
MTC5D.	
MTC5P. Mobile Vertical Tower with Wardrobe, Sloped Pull	55
MTC5V.	
MTC6A. Mobile Vertical Tower with Wardrobe, Arc Pull	73
MTC6D.	
MTC6P. Mobile Vertical Tower with Wardrobe, Sloped Pull	55
MTC6V.	
MTC14. Mobile Vertical Tower with Wardrobe, Bevel Pull	40
MTC16. Mobile Vertical Tower with Wardrobe, Standard Pull	8
MTC24. Mobile Vertical Tower with Wardrobe, Bevel Pull	40
MTC26. Mobile Vertical Tower with Wardrobe, Standard Pull	8
MTC34. Mobile Vertical Tower with Wardrobe, Bevel Pull	40
MTC36. Mobile Vertical Tower with Wardrobe, Standard Pull	8
MTC44. Mobile Vertical Tower with Wardrobe, Bevel Pull	40
MTC46. Mobile Vertical Tower with Wardrobe, Standard Pull	8
MTC54. Mobile Vertical Tower with Wardrobe, Bevel Pull	40
MTC56. Mobile Vertical Tower with Wardrobe, Standard Pull	8
MTC64. Mobile Vertical Tower with Wardrobe, Bevel Pull	40
MTC66. Mobile Vertical Tower with Wardrobe, Standard Pull	8

MTCKP1 Mobile Vertical Tower with Wardrobe, Bar Pull	23
MTCKP2	
MTCKP3	
MTCKP4	
MTCKP5	
MTCKP6	
MTCKV1	
MTCKV2	
MTCKV3	
MTCKV4	
MTCKV5	
MTCKV6	
MTN1A. Vertical Tower with Wardrobe, Arc Pull	69
MTN1D.	
MTN1P. Vertical Tower with Wardrobe, Sloped Pull	51
MTN1V.	
MTN2A. Vertical Tower with Wardrobe, Arc Pull	69
MTN2D.	
MTN2P. Vertical Tower with Wardrobe, Sloped Pull	51
MTN2V.	
MTN3A. Vertical Tower with Wardrobe, Arc Pull	69
MTN3D.	
MTN3P. Vertical Tower with Wardrobe, Sloped Pull	51
MTN3V.	
MTN4A. Vertical Tower with Wardrobe, Arc Pull	69
MTN4D.	
MTN4P. Vertical Tower with Wardrobe, Sloped Pull	51
MTN4V.	
MTN5A. Vertical Tower with Wardrobe, Arc Pull	69
MTN5D.	
MTN5P. Vertical Tower with Wardrobe, Sloped Pull	51
MTN5V.	
MTN6A. Vertical Tower with Wardrobe, Arc Pull	69
MTN6D.	
MTN6P. Vertical Tower with Wardrobe, Sloped Pull	51
MTN6V.	
MTN14. Vertical Tower with Wardrobe, Bevel Pull	37
MTN16. Vertical Tower with Wardrobe, Standard Pull	5
MTN24. Vertical Tower with Wardrobe, Bevel Pull	37
MTN26. Vertical Tower with Wardrobe, Standard Pull	5
MTN34. Vertical Tower with Wardrobe, Bevel Pull	37
MTN36. Vertical Tower with Wardrobe, Standard Pull	5
MTN44. Vertical Tower with Wardrobe, Bevel Pull	37
MTN46. Vertical Tower with Wardrobe, Standard Pull	5
MTN54. Vertical Tower with Wardrobe, Bevel Pull	37
MTN56. Vertical Tower with Wardrobe, Standard Pull	5
MTN64. Vertical Tower with Wardrobe, Bevel Pull	37

Index by Product Number *continued*

MTN66. Vertical Tower with Wardrobe, Standard Pull	5
MTNKP1 Vertical Tower with Wardrobe, Bar Pull	19
MTNKP2	
MTNKP3	
MTNKP4	
MTNKP5	
MTNKP6	
MTNKV1	
MTNKV2	
MTNKV3	
MTNKV4	
MTNKV5	
MTNKV6	
MTV1A. Vertical Tower with Wardrobe and Storage Case, Arc Pull	82
MTV1D.	
MTV1P. Vertical Tower with Wardrobe and Storage Case, Sloped Pull	64
MTV1V.	
MTV2A. Vertical Tower with Wardrobe and Storage Case, Arc Pull	82
MTV2D.	
MTV2P. Vertical Tower with Wardrobe and Storage Case, Sloped Pull	64
MTV2V.	
MTV3A. Vertical Tower with Wardrobe and Storage Case, Arc Pull	82
MTV3D.	
MTV3P. Vertical Tower with Wardrobe and Storage Case, Sloped Pull	64
MTV3V.	
MTV4A. Vertical Tower with Wardrobe and Storage Case, Arc Pull	82
MTV4D.	
MTV4P. Vertical Tower with Wardrobe and Storage Case, Sloped Pull	64
MTV4V.	
MTV5A. Vertical Tower with Wardrobe and Storage Case, Arc Pull	82
MTV5D.	
MTV5P. Vertical Tower with Wardrobe and Storage Case, Sloped Pull	64
MTV5V.	
MTV6A. Vertical Tower with Wardrobe and Storage Case, Arc Pull	82
MTV6D.	
MTV6P. Vertical Tower with Wardrobe and Storage Case, Sloped Pull	64
MTV6V.	
MTV14. Vertical Tower with Wardrobe and Storage Case, Bevel Pull	47
MTV16. Vertical Tower with Wardrobe and Storage Case, Standard Pull	15
MTV24. Vertical Tower with Wardrobe and Storage Case, Bevel Pull	47

MTV26. Vertical Tower with Wardrobe and Storage Case, Standard Pull	15
MTV34. Vertical Tower with Wardrobe and Storage Case, Bevel Pull	47
MTV36. Vertical Tower with Wardrobe and Storage Case, Standard Pull	15
MTV44. Vertical Tower with Wardrobe and Storage Case, Bevel Pull	47
MTV46. Vertical Tower with Wardrobe and Storage Case, Standard Pull	15
MTV54. Vertical Tower with Wardrobe and Storage Case, Bevel Pull	47
MTV56. Vertical Tower with Wardrobe and Storage Case, Standard Pull	15
MTV64. Vertical Tower with Wardrobe and Storage Case, Bevel Pull	47
MTV66. Vertical Tower with Wardrobe and Storage Case, Standard Pull	15
MTVKP1 Vertical Tower with Wardrobe and Storage Case, Bar Pull	32
MTVKP2	
MTVKP3	
MTVKP4	
MTVKP5	
MTVKP6	
MTVKV1	
MTVKV2	
MTVKV3	
MTVKV4	
MTVKV5	
MTVKV6	



Index: Product Number



20-Day or Less/Assigned Lead-Time Order Information

20-Day or Less and Assigned Lead-Time Programs

20-day or less and assigned lead-time products are designed for established Herman Miller dealers with pre-approved credit.

Products are distributed from multiple manufacturing facilities across the United States. All products and options not designated by an Assigned Lead-Time icon  will ship in 20 business days or less after being acknowledged by Herman Miller. Products and options designated by an  are on the assigned lead-time program and will ship in 20 days, less than 20 days, or more than 20 days from order acknowledgement.

Ordering Procedure

Please place orders through Order Manager. If this is not available to you, place orders through mail or fax. Verbal purchase orders will not be accepted.

Order Entry fax number for Passage®, 5000 Series, and Meridian® Filing and Storage: (616) 846 9236.

Order Entry fax number for all other products:
(616) 654 3085.

For more information, contact your Customer Care representative at:
(866) 854 3048 EXT 3400.

Shipments and Delivery

Per Herman Miller Terms and Conditions.

Changes and Cancellation

Per Herman Miller Terms and Conditions.



Keyed-Alike Information

Keyed-Alike Locks

All components with locks may be specified keyed alike. Products with keyed-alike locks will be shipped with lock chassis installed. Installation of lock cylinders will be on-site according to instructions provided. Herman Miller, Inc., will not be responsible for lock cylinder installation.

When specifying product keyed-alike, include separate lines on your order for the lock cylinders.

For Action Office®, Ethospace®, Passage®, Quadrant®, Resolve®, and Supplemental products, list cylinder part number and key number (232092-XXX); select a key number (or numbers) between 226 and 427, excluding numbers 408 and 412.

The following products require a different lock cylinder part number. Specify UKY001-XXX for these products only; select a key number (or numbers) between 226 and 427, excluding numbers 408 and 412.

- A3013.
- A3053.
- G5180.
- G5181.
- G5280.

The keys provided in 232092-XXX and UKY001-XXX kits work with either cylinder type, provided the key numbers match.

For Tu® Storage, Canvas Office Landscape®, 5000 Series, and Meridian® Storage, see the following charts.

Keyed-alike locks are field installed.

To order keyed-alike locks for Action Office® Series 1 and 2 door panels, please contact Customer Care.

A master key can be used to open any lock on an attached or freestanding component. In addition, a removal key or lock change tool is required to remove lock plugs. Customers interested in ordering master keys, removal keys, or lock change tools should contact Customer Care.

For Canvas overhead and lower storage units, specify as follows:

Specification Code	Part Number	Color	Lock Series
KA	1B2JK7-XXX ¹	chrome	UM series 226-427

For Meridian Storage, Tu Storage, and 5000 Series desk components with pedestals, specify as follows:

Specification Code	Key Number	Color	Lock Series
KA	232092-XXX ¹	black	UM series 226-427
KA	1B2JK7-XXX ¹	chrome	UM series 226-427

For 5000 Series flipper door unit with bezel or credenza storage cabinet with bezel, specify as follows:

Specification Code	Key Number	Color	Lock Series
KA	232092-XXX ¹	black	UM series 226-427

For Canvas Metal Desk overhead units, specify as follows:

Specification Code	Key Number	Color	Lock Series
KA	232092-XXX ¹	black	UM series 226-427
KC	1B2JK7-XXX ¹	chrome	UM series 226-427

Key Number:
XXX¹ = a key number between 226 and 427 (excluding 408 and 412)



Stain-to-Match Program

Stain-to-Match Program

Program Overview

The Stain-to-Match program gives you the option of using veneer finishes that are not listed in the standard offering. The program allows Herman Miller to match a customer's existing recut or natural veneer, or create a new finish that is unique to an installation.

Specific information on approval, ordering, pricing, and warranty for the Stain-to-Match program is listed below. Questions and requests for assistance may be directed to Herman Miller Options at:

(800) 654 3910

Ordering Products with Stain-to-Match Veneers

1. Fill out the Options Stain-to-Match Request Form and send along with a color sample (2" x 3" minimum) to the Herman Miller Options Applications Team at the address provided on the form. The form can be found on Omni.
2. Within 7-10 working days, Herman Miller Options will send a sample of the color-matched stain on Herman Miller veneer to the requester for the customer's signed approval.
3. If the sample meets the customer's approval, sign the reverse side of the sample, scan and email the approval to:
options@hermanmiller.com.
4. After the stain has been approved, a formal quotation with special number and pricing can be provided, or the product can be specified through the Vary Easy program, if available. Work with the Options team on final product needs and how to specify.
5. A purchase order can then be placed.

Stain-to-Match Warranty

Herman Miller warrants its products to be free from defects in craftsmanship from the date of delivery for the applicable warranty period. Herman Miller is responsible for the physical properties of the veneers available through the Stain-to-Match program, which include:

- STA: Stain-to-Match on Recut Ash
- STB: Stain-to-Match on Beech
- STC: Stain-to-Match on Cherry
- STD: Stain-to-Match on Oak
- STK: Stain-to-Match on Reltech Anigre (Geiger)
- STM: Stain-to-Match on Recut Mahogany
- STP: Stain-to-Match on Maple
- STU: Stain-to-Match on Walnut (Geiger)

See your specification tool for product specific finish offering limitations.



For more information about our products and services or to see a list of dealers, please visit us at HermanMiller.com or call (800) 851 1196.

© 2020 Herman Miller, Inc., Zeeland, Michigan

Distribution Rights

Working together since 1956, Herman Miller and Vitra are the authentic sources of designs by Charles and Ray Eames, Alexander Girard, and George Nelson. All the designs shown in this book are protected by law. Herman Miller has obtained all rights to make and sell these designs. Also, Herman Miller holds exclusive worldwide manufacturing and distribution rights for these products with the following exceptions:

Charles and Ray Eames, George Nelson, and Alexander Girard—Worldwide distribution rights for furniture in all areas except Europe and the Middle East. For those areas, please contact Vitra.

Isamu Noguchi—Worldwide distribution rights for the Noguchi Rudder Table. Distribution rights for the Noguchi Table in North America and Central America only. For all other areas, please contact Vitra.

Magis—Exclusive distribution rights in the US and Canada. For all other areas, please contact Magis.

Mattiazzi—Exclusive distribution rights in the US and Canada. For all other areas, please contact Mattiazzi.

® **HermanMiller**, ●, Action Office, Aeron, Aside, Canvas Office Landscape, Caper, Celle, Co/Struc, Eames, Embody, Ethospace, Exclave, Fine-Tune, FlexFront, Formcoat, Ground Cloth, Herman Miller Healthcare, Layout Studio, Maharam, Meridian, Mirra, Motia, Pellicle, Perspectives, Plex, PostureFit, Resolve, Sayl, Setu, Thrive, Tu, Y-Tower, and Z-Axis are among the registered trademarks of Herman Miller, Inc., and its owned subsidiaries.

™ AireWeave, Bubbletack, Cellular Suspension, Compass, Connect, Cosm, DOT, Durawrap, Everywhere, Flex-Edge, Headway, Hopsak 2, Intent, Iota, Keyless Entry, Latitude, Lino, Lyris 2, Mora, Multiscrim, Nelson, Nevi, Pedastools, Renew, Stackable, Swoop, TriFlex, Twist, Valor, Verus and Vista are among the trademarks of Herman Miller, Inc., and its owned subsidiaries.

®Chemsurf is a registered trademark of Wilsonart International.

®Corian is a registered trademark of E.I. du Pont de Nemours and Company Corporation.

FLEXNET™ is a trademark of Milliken & Company.

Floor Saver Glide® is a registered trademark of Carpin Manufacturing, Inc.

®Geiger is a registered trademark of Geiger International.

®Microsoft and ®Natural Keyboard are registered trademarks of Microsoft Corporation.

®Place Textiles is a registered trademark of Place Textiles.