



Prices effective September 3, 2019

Published November 2019

## Meridian® Pedestals

<b>Introduction</b>	<b>page 2</b>
<b>Meridian® Pedestals</b>	<b>3</b>
Pedestals	5
Standard Pull	5
Arc Pull	17
Bar Pull	27
Bevel Pull	37
Ellipse Pull	49
Sloped Pull	57
Pedestal Cushion Tops	67
Accessories	69
Keyless Locks	75
<b>Indices</b>	<b>79</b>
By Name	79
By Number	81
<b>Appendices</b>	
20-Day or Less/Assigned Lead-Time Order Information	
Keyed-Alike Information	
Vary Easy Program	
Stain-to-Match Program	
Customer's Own Material/Customer's Own Leather Order Information-Cushion Tops	
Proprietary Textiles Application Chart-Seating	
Proprietary Textile Colors-Seating	
Maharam® Application Chart-Seating	
Maharam Colors-Seating	
<b>For the latest materials information, refer to the Materials pages on HermanMiller.com.</b>	

# Introduction

## A Note on the Organization of This Book

There are a few signals that will help you understand the organization of this book. Once you know them, you should be able to find your way around easily.

### Like a newspaper, this book is formatted with columns of text and illustrations that run vertically.

Information wraps from one column to the next and continues for as many pages as it needs to.

### Black bars are clues.

A black bar at the top of a page signals the start of information about a product.

This information is divided into two sections, each signaled by a black bar. Product Information includes a description, additional notes, and dimensional drawings. Specification Information, which always begins at the top of a column, includes a series of steps. Each step represents a decision you need to make in order to complete your product number. Steps must be followed sequentially. The number of pages needed to complete information on a product varies; some will be complete in one page; others may fill three or four pages. Just continue going through the steps until you run into the next product, signaled by the black bar at the top of the page.

Black tabs running along the outside edge of the page help you locate what section you are in or what section you want to go to. You can thumb forwards or backwards to find a section; tabs and text appear on both sides of the page.

The additional pages in the back of the book include the appendices and indices. They are signaled by a long black bar running along the outside edge of the page.

### The index is presented two ways.

The first index is in alphabetical order by product name. It can be helpful if you are new to the products and numbering scheme or if you are looking for a type of product, such as work chair or round table. The second index is by product number. It lists, in alphanumeric order, the base product number, typically a five-digit number.

## General Information

This book is effective September 3, 2019, subject to change without notice. Products may be purchased from authorized Herman Miller dealers who will quote prices upon request. For more information about our products and services or to see a list of dealers, visit [www.HermanMiller.com](http://www.HermanMiller.com).


All prices are list prices. Additional services, such as planning services, design, storage, and installation, are not included and must be added to these prices when the additional services are requested.


Illustrations, specifications, and prices are based on the latest information at the time of publication. The right is reserved to make changes at any time without notice in prices, fabrics, finishes, materials, specifications, and models, and also to discontinue models and finishes.

Dimensions shown in the drawings are engineering drawing dimensions rounded up to the nearest 1/8". Product is shipped set up or knocked down. Products that include "Shipped knocked down" in the description require some assembly. If this statement does not appear in the description, the product is shipped assembled.

Service problems are normally handled by a Herman Miller authorized dealer. Where this cannot be accomplished on a local level, service problems should be referred to the Customer Care Representative for your region, Herman Miller, Inc., Zeeland, Michigan 49464.

### 20-Day or Less/Assigned Lead-Time Shipments

All products and options in this price book not designated by an Assigned Program icon  will ship in **20 business days or less** after being acknowledged by Herman Miller.

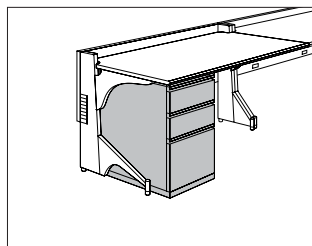
Products and options designated by an  are on the assigned lead-time program and may ship in 20 days, less than 20 days, or more than 20 days from order acknowledgement.





# Standard-Pull Freestanding Pedestal

F16-1



## Product Information

### Description

This 15"- or 18"-wide freestanding pedestal has standard pulls and smooth or textured steel. It has no top or a metal, laminate, or veneer top. 5 base heights are available; all bases include adjustable glides. Actual pedestal depths are 17<sup>7</sup>/<sub>8</sub>", 21<sup>7</sup>/<sub>8</sub>", or 27<sup>7</sup>/<sub>8</sub>". The pedestal is available in a variety of drawer configurations. File drawers include a file compressor; box drawers include an adjustable drawer divider.

### Notes

For additional stability, specify counterweight option (CB).

Stacking pedestals is not recommended.

When Ethospace® pedestal top (TE3) is required on pedestal configurations FF, BBF, PPBF, and BBBB, the 1<sup>1</sup>/<sub>2</sub>"-high base (B2) is recommended.

Order optional accessories for 15"-wide pedestal separately:

- Drawer divider (73-1567-D)
- File drawer organizer (73-9874-FDO)
- File drawer organizer (LG901)
- Pencil tray (73-1516-PT)
- Stationery tray (73-7082-SST)

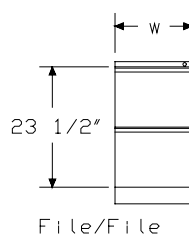
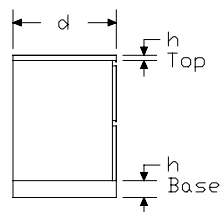
Order optional accessories for 18"-wide pedestal separately:

- Drawer divider (73-1867-D)
- File drawer organizer (LG901)
- Pencil tray (73-1816-PT)
- Stationery tray (73-7082-SST-SP)

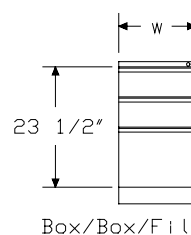
No lock option (NL) can only be specified on pedestals with no top option (NT), laminate top option (TL), or veneer top option (TV1).

For keyed-alike locks, order lock plugs separately. See Keyed-Alike Information in Appendices.

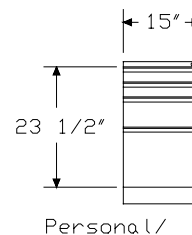
## Dimensions



File/File



Box/Box/File



Personal/  
Personal/  
Box/File

# Standard-Pull Freestanding Pedestal *continued*

Specification Information					
Step 1.					
F16-					
Step 2. Width					
15	15" wide				
18	18" wide				
Step 3. Depth					
18-	18" deep				
22-	22" deep				
28-	28" deep				
Step 4. Configuration					
For 15" wide (15)					
FF	file/file				
BBF	box/box/file				
PPBF	personal/personal/box/file				
BBBB	box/box/box/box				
For 18" wide (18)					
FF	file/file				
BBF	box/box/file				
BBBB	box/box/box/box				
Prices for Steps 1-4.					
		FF	BBF	PPBF	BBBB
F16-15	18-	\$663	692	770	813
	22-	\$688	716	796	837
	28-	\$705	745	824	865
F16-18	18-	\$688	722	—	842
	22-	\$719	747	—	867
	28-	\$745	773	—	893
Step 5. Paint/Steel Type					
SS	smooth paint on smooth steel				+\$0
TS	smooth paint on textured steel				+\$20
XS	textured paint on smooth steel				+\$0

Step 6. Surface Finish		
Nonmetallic Paint		
<i>For smooth paint on smooth steel (SS) or smooth paint on textured steel (TS)</i>		
<b>8Q</b>	folkstone grey	+\$0
<b>98</b>	studio white	+\$0
<b>91</b>	white	+\$0
<b>9J</b>	sparrow	+\$0
<b>BU</b>	black umber	+\$0
<b>G2</b>	graphite satin	+\$0
<b>HF</b>	inner tone light	+\$0
<b>HT</b>	inner tone	+\$0
<b>LT</b>	light tone	+\$0
<b>LU</b>	soft white	+\$0
<b>MT</b>	medium tone	+\$0
<b>SG</b>	slate grey	+\$0
<b>WA</b>	wheat	+\$0
<b>WL</b>	sandstone	+\$0
Metallic Paint		
<i>For smooth paint on smooth steel (SS) or smooth paint on textured steel (TS)</i>		
<b>1209</b>	platinum	+\$0
<b>1210</b>	hematite	+\$0
<b>1212</b>	bronzite	+\$0
<b>CN</b>	metallic champagne	+\$0
<b>EH</b>	metallic bronze	+\$0
<b>MS</b>	metallic silver	+\$0
Sand Texture Paint		
<i>For textured paint on smooth steel (XS)</i>		
<b>8Q</b>	folkstone grey	+\$0
<b>91</b>	white	+\$0
<b>98</b>	studio white	+\$0
<b>BK</b>	black	+\$0
<b>CL</b>	cool grey neutral	+\$0
<b>G1</b>	graphite	+\$0
<b>WL</b>	sandstone	+\$0
<b>WN</b>	warm grey neutral	+\$0

# Standard-Pull Freestanding Pedestal *continued*

## Step 7. Top

*Ethospace® Pedestal Top (TE3) available only on 15"-wide, 22"- or 28"-deep pedestals.*

<b>NT</b>	no top	+\$0
<b>T1</b>	1"-high painted metal top with squared edge	+\$0
<b>T2</b>	1 1/4"-high painted metal top with squared edge	+\$0
<b>T3</b>	1 1/4"-high painted metal top with radius edge	+\$48
<b>TL</b>	1 1/4"-high laminate top with thermoplastic edge	+\$63
<b>TR</b>	1 1/4"-high recut veneer top <b>A</b>	+\$112
<b>TF</b>	1 1/4"-high wood veneer top <b>A</b>	+\$136
<b>TV1</b>	1 1/8"-high wood veneer top and wood composite edge with oversail front <b>A</b>	+\$232

*For 15" wide (15) with 22" deep (22-), or 28" deep (28-)*

<b>NT</b>	no top	+\$0
<b>T1</b>	1"-high painted metal top with squared edge	+\$0
<b>T2</b>	1 1/4"-high painted metal top with squared edge	+\$0
<b>TE3</b>	Ethospace® pedestal top	+\$46
<b>T3</b>	1 1/4"-high painted metal top with radius edge	+\$48
<b>TL</b>	1 1/4"-high laminate top with thermoplastic edge	+\$63
<b>TR</b>	1 1/4"-high recut veneer top <b>A</b>	+\$112
<b>TF</b>	1 1/4"-high wood veneer top <b>A</b>	+\$136
<b>TV1</b>	1 1/8"-high wood veneer top and wood composite edge with oversail front <b>A</b>	+\$232

## Step 8. Lock

*For no top (NT), 1 1/4"-high laminate top with thermoplastic edge (TL) AND 1 1/8"-high wood veneer top and wood composite edge with oversail front (TV1)*

<b>NL</b>	no lock	-\$30
-----------	---------	-------

*For 1"-high painted metal top with squared edge (T1), 1 1/4"-high painted metal top with squared edge (T2), 1 1/4"-high painted metal top with radius edge (T3), Ethospace® pedestal top (TE3), 1 1/4"-high recut veneer top (TR) AND 1 1/4"-high wood veneer top (TF)*

<b>KA</b>	keyed alike	-\$10
<b>KC</b>	keyed differently, chrome	+\$0
<b>KD</b>	keyed differently, black	+\$0

## Step 9.

Top Finish: Solid-Color Laminate

*For 1 1/4"-high laminate top with thermoplastic edge (TL)*

<b>8Q</b>	folkstone grey	+\$0
<b>91</b>	white	+\$0
<b>98</b>	studio white	+\$0
<b>CL</b>	cool grey neutral	+\$0
<b>HF</b>	inner tone light	+\$0
<b>HT</b>	inner tone	+\$0
<b>LT</b>	light tone	+\$0
<b>LU</b>	soft white	+\$0
<b>WL</b>	sandstone	+\$0
<b>WN</b>	warm grey neutral	+\$0

Top Finish: Linen Laminate

*For 1 1/4"-high laminate top with thermoplastic edge (TL)*

<b>LBM</b>	crisp linen	+\$0
<b>LBN</b>	classic linen	+\$0
<b>LBP</b>	casual linen	+\$0

Top Finish: Mesh Laminate

*For 1 1/4"-high laminate top with thermoplastic edge (TL)*

<b>LBK</b>	pewter mesh	+\$0
------------	-------------	------

Top Finish: Twill Laminate

*For 1 1/4"-high laminate top with thermoplastic edge (TL)*

<b>LBF</b>	neutral twill	+\$0
<b>LBG</b>	sarum twill	+\$0
<b>LBH</b>	earthen twill	+\$0
<b>LBJ</b>	graphite twill	+\$0
<b>LBQ</b>	white twill	+\$0

# Standard-Pull Freestanding Pedestal *continued*

## Top Finish: Wood-Grain Laminate

For 1<sup>1</sup>/<sub>4</sub>"-high laminate top with thermoplastic edge (TL)

<b>HM</b>	natural maple	+\$0
<b>HP</b>	light anigre	+\$0
<b>LA</b>	light ash	+\$0
<b>LBA</b>	clear on ash	+\$0
<b>LBB</b>	oak on ash	+\$0
<b>LBC</b>	walnut on ash	+\$0
<b>LBD</b>	dark brown walnut	+\$0
<b>LBR</b>	phantom ecru	+\$0
<b>LBS</b>	phantom cocoa	+\$0
<b>LBU</b>	medium matte walnut	+\$0
<b>LBV</b>	warm grey teak	+\$0
<b>LBE</b>	medium red walnut	+\$0
<b>76</b>	light brown walnut	+\$0
<b>HX</b>	aged cherry	+\$0
<b>HY</b>	walnut on cherry	+\$0




## Top Finish: Zephyr Laminate

For 1<sup>1</sup>/<sub>4</sub>"-high laminate top with thermoplastic edge (TL)

<b>28</b>	canyon	+\$0
<b>29</b>	misted	+\$0











## Veneer Top Finish: Recut Veneer

For 1<sup>1</sup>/<sub>4</sub>"-high recut veneer top (TR)

<b>RA</b>	light ash 	+\$0
<b>RK</b>	mahogany dark 	+\$0
<b>RM</b>	mahogany 	+\$0










## Veneer Top Finish: Wood Veneer

For 1<sup>1</sup>/<sub>4</sub>"-high wood veneer top (TF)

<b>2U</b>	light brown walnut 	+\$20
<b>40</b>	dark brown walnut 	+\$20
<b>ED</b>	aged cherry 	+\$20
<b>EK</b>	medium red walnut 	+\$20
<b>EW</b>	medium matte walnut 	+\$20
<b>ET</b>	clear on ash 	+\$20
<b>EU</b>	oak on ash 	+\$20
<b>EV</b>	walnut on ash 	+\$20
<b>UL</b>	natural maple 	+\$20
<b>UX</b>	walnut on cherry 	+\$20

## Veneer Top Finish: Wood Veneer

For 1<sup>1</sup>/<sub>8</sub>"-high wood veneer top and wood composite edge with oversail front (TV<sub>1</sub>)

<b>40</b>	dark brown walnut 	+\$20
<b>ED</b>	aged cherry 	+\$20
<b>EK</b>	medium red walnut 	+\$20
<b>EW</b>	medium matte walnut 	+\$20
<b>ET</b>	clear on ash 	+\$20
<b>EU</b>	oak on ash 	+\$20
<b>EV</b>	walnut on ash 	+\$20
<b>UL</b>	natural maple 	+\$20
<b>UX</b>	walnut on cherry 	+\$20

## Step 10. Edge Finish

For 1<sup>1</sup>/<sub>4</sub>"-high laminate top with thermoplastic edge (TL)

<b>28</b>	canyon	+\$0
<b>29</b>	misted	+\$0
<b>76</b>	light brown walnut	+\$0
<b>8Q</b>	folkstone grey	+\$0
<b>91</b>	white	+\$0
<b>98</b>	studio white	+\$0
<b>BU</b>	black umber	+\$0
<b>CL</b>	cool grey neutral	+\$0
<b>G2</b>	graphite satin	+\$0
<b>HF</b>	inner tone light	+\$0
<b>HM</b>	natural maple	+\$0
<b>HP</b>	light anigre	+\$0
<b>HT</b>	inner tone	+\$0
<b>HX</b>	aged cherry	+\$0
<b>HY</b>	walnut on cherry	+\$0
<b>LA</b>	light ash	+\$0
<b>LBA</b>	clear on ash	+\$0
<b>LBB</b>	oak on ash	+\$0
<b>LBC</b>	walnut on ash	+\$0
<b>LBD</b>	dark brown walnut	+\$0
<b>LBR</b>	phantom ecru	+\$0
<b>LBS</b>	phantom cocoa	+\$0
<b>LBU</b>	medium matte walnut	+\$0
<b>LBV</b>	warm grey teak	+\$0
<b>LBE</b>	medium red walnut	+\$0
<b>LBK</b>	pewter mesh	+\$0
<b>LBL</b>	steel mesh	+\$0
<b>LBM</b>	crisp linen	+\$0
<b>LBN</b>	classic linen	+\$0
<b>LBP</b>	casual linen	+\$0
<b>LBF</b>	neutral twill	+\$0
<b>LBG</b>	sarum twill	+\$0



## Standard-Pull Freestanding Pedestal *continued*

<b>LBH</b>	earthen twill	+\$0
<b>LBJ</b>	graphite twill	+\$0
<b>LBQ</b>	white twill	+\$0
<b>LM</b>	mahogany	+\$0
<b>LU</b>	soft white	+\$0
<b>MT</b>	medium tone	+\$0
<b>SG</b>	slate grey	+\$0
<b>WA</b>	wheat	+\$0
<b>WL</b>	sandstone	+\$0
<b>WN</b>	warm grey neutral	+\$0

### Step 11. Base Height

<b>B1</b>	1"-high base	+\$0
<b>B2</b>	1½"-high base	+\$0
<b>B3</b>	2¼"-high base	+\$0
<b>B4</b>	3¼"-high base	+\$0
<b>BA</b>	1"-high recessed base	+\$32
<b>BB</b>	1½"-high recessed base	+\$32
<b>BC</b>	2¼"-high recessed base	+\$32
<b>BD</b>	3¼"-high recessed base	+\$32
<b>B5</b>	4¼"-high base	+\$32

### Step 12. Counterweight

<b>NO</b>	no counterweight	+\$0
<b>CB</b>	counterweight	+\$88

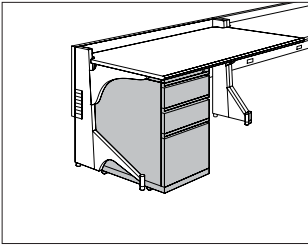
### Step 13. Compressor

#### *For file/file (FF)*

<b>DC</b>	hanging rail, no compressor	-\$24
<b>C</b>	standard compressor	+\$0

#### *For box/box/file (BBF) or personal/personal/box/file (PPBF)*

<b>DC</b>	hanging rail, no compressor	-\$12
<b>C</b>	standard compressor	+\$0



Product Information

Description

This 15"- or 18"-wide mobile pedestal has standard pulls and smooth or textured steel. It has no top or a metal, laminate, or veneer top. The pedestal has a 2 1/2"-high base with casters and counterweights. Actual pedestal depths are 17 7/8", 21 7/8", or 27 7/8". The pedestal is available in a variety of drawer configurations. File drawers include a file compressor; box drawers include an adjustable drawer divider. The pedestal with squared-edge metal top is available with a hand grip; the 22"- and 28"-deep pedestals with squared-edge metal tops are available with transit handles.

Notes

Order optional accessories for 15"-wide pedestal separately:

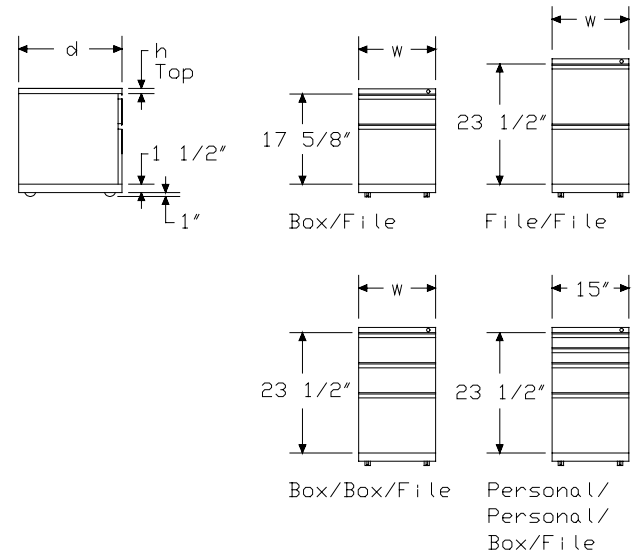
- Drawer divider (73-1567-D)
- File drawer organizer (73-9874-FDO)
- File drawer organizer (LG901)
- Pencil tray (73-1516-PT)
- Stationery tray (73-7082-SST)

Order optional accessories for 18"-wide pedestal separately:

- Drawer divider (73-1867-D)
- File drawer organizer (LG901)
- Pencil tray (73-1816-PT)
- Stationery tray (73-7082-SST-SP)

No lock option (NL) can only be specified on pedestals with no top option (NT), laminate top option (TL), or veneer top option (TV1). For keyed-alike locks, order lock plugs separately. See Keyed-Alike Information in Appendices.

Dimensions



# Standard-Pull Mobile Pedestal

continued

## Specification Information

### Step 1.

**M16-**

### Step 2. Width

<b>15</b>	15" wide
<b>18</b>	18" wide

### Step 3. Depth

<b>18-</b>	18" deep
<b>22-</b>	22" deep
<b>28-</b>	28" deep

### Step 4. Configuration

#### For 15" wide (15)

<b>BF</b>	box/file
<b>FF</b>	file/file
<b>BBF</b>	box/box/file
<b>PPBF</b>	personal/personal/box/file
<b>BBB</b>	box/box/box
<b>BBBB</b>	box/box/box/box

#### For 18" wide (18)

<b>BF</b>	box/file
<b>FF</b>	file/file
<b>BBF</b>	box/box/file
<b>BBB</b>	box/box/box
<b>BBBB</b>	box/box/box/box

### Prices for Steps 1-4.

	<b>BF</b>	<b>FF</b>	<b>BBF</b>	<b>PPBF</b>	<b>BBB</b>	<b>BBBB</b>
<b>M16-15 18-</b>	\$705	809	838	915	821	958
<b>22-</b>	\$723	831	862	941	842	980
<b>28-</b>	\$749	868	889	971	867	1008
<b>M16-18 18-</b>	\$721	833	867	—	841	989
<b>22-</b>	\$739	863	891	—	857	1011
<b>28-</b>	\$762	889	917	—	884	1038

### Step 5. Paint/Steel Type

<b>SS</b>	smooth paint on smooth steel	+\$0
<b>TS</b>	smooth paint on textured steel	+\$20
<b>XS</b>	textured paint on smooth steel	+\$0

### Step 6. Surface Finish

#### Nonmetallic Paint

For smooth paint on smooth steel (SS) or smooth paint on textured steel (TS)

<b>8Q</b>	folkstone grey	+\$0
<b>91</b>	white	+\$0
<b>98</b>	studio white	+\$0
<b>9J</b>	sparrow	+\$0
<b>BU</b>	black umber	+\$0
<b>G2</b>	graphite satin	+\$0
<b>HF</b>	inner tone light	+\$0
<b>HT</b>	inner tone	+\$0
<b>LT</b>	light tone	+\$0
<b>LU</b>	soft white	+\$0
<b>MT</b>	medium tone	+\$0
<b>SG</b>	slate grey	+\$0
<b>WA</b>	wheat	+\$0
<b>WL</b>	sandstone	+\$0

#### Metallic Paint

For smooth paint on smooth steel (SS) or smooth paint on textured steel (TS)

<b>1209</b>	platinum	+\$0
<b>1210</b>	hematite	+\$0
<b>1212</b>	bronzite	+\$0
<b>CN</b>	metallic champagne	+\$0
<b>EH</b>	metallic bronze	+\$0
<b>MS</b>	metallic silver	+\$0

#### Sand Texture Paint

For textured paint on smooth steel (XS)

<b>91</b>	white	+\$0
<b>BK</b>	black	+\$0
<b>CL</b>	cool grey neutral	+\$0
<b>G1</b>	graphite	+\$0
<b>WN</b>	warm grey neutral	+\$0

# Standard-Pull Mobile Pedestal

continued

Step 7. Top		
<b>NT</b>	no top	+\$0
<b>T1</b>	1"-high painted metal top with squared edge	+\$0
<b>T2</b>	1¼"-high painted metal top with squared edge	+\$0
<b>T3</b>	1¼"-high painted metal top with radius edge	+\$48
<b>TL</b>	1¼"-high laminate top with thermoplastic edge	+\$63
<b>TR</b>	1¼"-high recut veneer top <input type="checkbox"/>	+\$112
<b>TF</b>	1¼"-high wood veneer top <input type="checkbox"/>	+\$136
<b>TV1</b>	1⅛"-high wood veneer top and wood composite edge with oversail front <input type="checkbox"/>	+\$232

## Step 8. Lock

For no top (NT) or 1¼"-high laminate top with thermoplastic edge (TL), or 1⅛"-high wood veneer top and wood composite edge with oversail front (TV1)

<b>NL</b>	no lock	-\$30
-----------	---------	-------

For 1"-high painted metal top with squared edge (T1), 1¼"-high painted metal top with squared edge (T2), 1¼"-high painted metal top with radius edge (T3), 1¼"-high recut veneer top (TR) AND 1¼"-high wood veneer top (TF)

<b>KA</b>	keyed alike	-\$10
<b>KC</b>	keyed differently, chrome	+\$0
<b>KD</b>	keyed differently, black	+\$0

## Step 9.

### Veneer Top Finish: Wood Veneer

For 1¼"-high wood veneer top (TF)

<b>2U</b>	light brown walnut <input type="checkbox"/>	+\$20
<b>40</b>	dark brown walnut <input type="checkbox"/>	+\$20
<b>ED</b>	aged cherry <input type="checkbox"/>	+\$20
<b>EK</b>	medium red walnut <input type="checkbox"/>	+\$20
<b>EW</b>	medium matte walnut <input type="checkbox"/>	+\$20
<b>ET</b>	clear on ash <input type="checkbox"/>	+\$20
<b>EU</b>	oak on ash <input type="checkbox"/>	+\$20
<b>EV</b>	walnut on ash <input type="checkbox"/>	+\$20
<b>UL</b>	natural maple <input type="checkbox"/>	+\$20
<b>UX</b>	walnut on cherry <input type="checkbox"/>	+\$20

### Veneer Top Finish: Wood Veneer

For 1⅛"-high wood veneer top and wood composite edge with oversail front (TV1)

<b>40</b>	dark brown walnut <input type="checkbox"/>	+\$20
<b>ED</b>	aged cherry <input type="checkbox"/>	+\$20
<b>EK</b>	medium red walnut <input type="checkbox"/>	+\$20
<b>EW</b>	medium matte walnut <input type="checkbox"/>	+\$20
<b>ET</b>	clear on ash <input type="checkbox"/>	+\$20
<b>EU</b>	oak on ash <input type="checkbox"/>	+\$20
<b>EV</b>	walnut on ash <input type="checkbox"/>	+\$20
<b>UL</b>	natural maple <input type="checkbox"/>	+\$20
<b>UX</b>	walnut on cherry <input type="checkbox"/>	+\$20

### Veneer Top Finish: Recut Veneer

For 1¼"-high recut veneer top (TR)

<b>RA</b>	light ash <input type="checkbox"/>	+\$0
<b>RK</b>	mahogany dark <input type="checkbox"/>	+\$0
<b>RM</b>	mahogany <input type="checkbox"/>	+\$0

### Top Finish: Solid-Color Laminate

For 1¼"-high laminate top with thermoplastic edge (TL)

<b>8Q</b>	folkstone grey	+\$0
<b>91</b>	white	+\$0
<b>98</b>	studio white	+\$0
<b>CL</b>	cool grey neutral	+\$0
<b>HF</b>	inner tone light	+\$0
<b>HT</b>	inner tone	+\$0
<b>LT</b>	light tone	+\$0
<b>LU</b>	soft white	+\$0
<b>WL</b>	sandstone	+\$0
<b>WN</b>	warm grey neutral	+\$0

### Top Finish: Linen Laminate

For 1¼"-high laminate top with thermoplastic edge (TL)

<b>LBM</b>	crisp linen	+\$0
<b>LBN</b>	classic linen	+\$0
<b>LBP</b>	casual linen	+\$0

### Top Finish: Mesh Laminate

For 1¼"-high laminate top with thermoplastic edge (TL)

<b>LBK</b>	pewter mesh	+\$0
------------	-------------	------

# Standard-Pull Mobile Pedestal

continued

## Top Finish: Twill Laminate

For 1 1/4"-high laminate top with thermoplastic edge (TL)

<b>LBF</b>	neutral twill	+\$0
<b>LBG</b>	sarum twill	+\$0
<b>LBH</b>	earthen twill	+\$0
<b>LBJ</b>	graphite twill	+\$0
<b>LBQ</b>	white twill	+\$0

## Top Finish: Wood-Grain Laminate

For 1 1/4"-high laminate top with thermoplastic edge (TL)

<b>HM</b>	natural maple	+\$0
<b>HP</b>	light anigre	+\$0
<b>LA</b>	light ash	+\$0
<b>LBA</b>	clear on ash	+\$0
<b>LBB</b>	oak on ash	+\$0
<b>LBC</b>	walnut on ash	+\$0
<b>LBD</b>	dark brown walnut	+\$0
<b>LBR</b>	phantom ecru	+\$0
<b>LBS</b>	phantom cocoa	+\$0
<b>LBU</b>	medium matte walnut	+\$0
<b>LBV</b>	warm grey teak	+\$0
<b>LBE</b>	medium red walnut	+\$0
<b>76</b>	light brown walnut	+\$0
<b>HX</b>	aged cherry	+\$0
<b>HY</b>	walnut on cherry	+\$0

## Top Finish: Zephyr Laminate

For 1 1/4"-high laminate top with thermoplastic edge (TL)

<b>28</b>	canyon	+\$0
<b>29</b>	misted	+\$0

## Step 10. Edge Finish

For 1 1/4"-high laminate top with thermoplastic edge (TL)

<b>28</b>	canyon	+\$0
<b>29</b>	misted	+\$0
<b>76</b>	light brown walnut	+\$0
<b>8Q</b>	folkstone grey	+\$0
<b>91</b>	white	+\$0
<b>98</b>	studio white	+\$0
<b>BU</b>	black umber	+\$0
<b>CL</b>	cool grey neutral	+\$0
<b>G2</b>	graphite satin	+\$0
<b>HF</b>	inner tone light	+\$0
<b>HM</b>	natural maple	+\$0
<b>HP</b>	light anigre	+\$0
<b>HT</b>	inner tone	+\$0
<b>HX</b>	aged cherry	+\$0

<b>HY</b>	walnut on cherry	+\$0
<b>LA</b>	light ash	+\$0
<b>LBA</b>	clear on ash	+\$0
<b>LBB</b>	oak on ash	+\$0
<b>LBC</b>	walnut on ash	+\$0
<b>LBD</b>	dark brown walnut	+\$0
<b>LBR</b>	phantom ecru	+\$0
<b>LBS</b>	phantom cocoa	+\$0
<b>LBU</b>	medium matte walnut	+\$0
<b>LBV</b>	warm grey teak	+\$0
<b>LBE</b>	medium red walnut	+\$0
<b>LBK</b>	pewter mesh	+\$0
<b>LBL</b>	steel mesh	+\$0
<b>LBM</b>	crisp linen	+\$0
<b>LBN</b>	classic linen	+\$0
<b>LBP</b>	casual linen	+\$0
<b>LBF</b>	neutral twill	+\$0
<b>LBG</b>	sarum twill	+\$0
<b>LBH</b>	earthen twill	+\$0
<b>LBJ</b>	graphite twill	+\$0
<b>LBQ</b>	white twill	+\$0
<b>LM</b>	mahogany	+\$0
<b>LU</b>	soft white	+\$0
<b>MT</b>	medium tone	+\$0
<b>SG</b>	slate grey	+\$0
<b>WA</b>	wheat	+\$0
<b>WL</b>	sandstone	+\$0
<b>WN</b>	warm grey neutral	+\$0

## Step 11. Handle

For 18" deep (18-) with 1"-high painted metal top with squared edge (T1), or 1 1/4"-high painted metal top with squared edge (T2)

<b>HN</b>	no hand grip or transit handle	+\$0
<b>H1</b>	hand grip only	+\$48

For 22" deep (22-) or 28" deep (28-) with 1"-high painted metal top with squared edge (T1), or 1 1/4"-high painted metal top with squared edge (T2)

<b>HN</b>	no hand grip or transit handle	+\$0
<b>H1</b>	hand grip only	+\$48
<b>H2</b>	transit handle only	+\$95
<b>H3</b>	hand grip and transit handle	+\$142

# Standard-Pull Mobile Pedestal

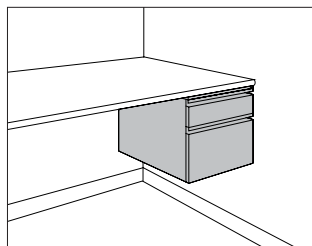
continued

Meridian® Pedestals

Step 12. Compressor		
<i>For box/file (BF), box/box/file (BBF), or personal/personal/box/file (PPBF)</i>		
DC	hanging rail, no compressor	-\$12
C	standard compressor	+\$0
<i>For file/file (FF)</i>		
DC	hanging rail, no compressor	-\$24
C	standard compressor	+\$0

# Standard-Pull Suspended Pedestal

S16-1



## Product Information

### Description

This 15"- or 18"-wide pedestal mounts under a work surface and has standard pulls and smooth or textured steel. It has a 1"-high suspension top with lock. 5 base heights are available. Mounting hardware is included.

Actual pedestal depths are 17<sup>7</sup>/<sub>8</sub>", 21<sup>7</sup>/<sub>8</sub>", or 27<sup>7</sup>/<sub>8</sub>". The pedestal is available in 2 drawer configurations. File drawers include a file compressor; box drawers include an adjustable drawer divider.

### Notes

Order optional accessories for 15"-wide pedestal separately:

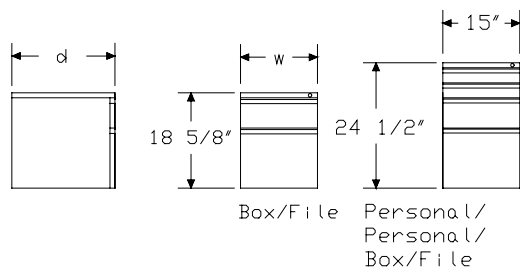
- Drawer divider (73-1567-D)
- File drawer organizer (73-9874-FDO)
- File drawer organizer (LG901)
- Pencil tray (73-1516-PT)
- Stationery tray (73-7082-SST)

Order optional accessories for 18"-wide pedestal separately:

- Drawer divider (73-1867-D)
- File drawer organizer (LG901)
- Pencil tray (73-1816-PT)
- Stationery tray (73-7082-SST-SP)

For keyed-alike locks, order lock plugs separately. See Keyed-Alike Information in Appendices.

### Dimensions



## Specification Information

### Step 1.

**S16-**

### Step 2. Width

**15** 15" wide

**18** 18" wide

### Step 3. Depth

**18-** 18" deep

**22-** 22" deep

**28-** 28" deep

### Step 4. Configuration

#### For 15" wide (15)

**BF** box/file

**PPBF** personal/personal/box/file

#### For 18" wide (18)

**BF** box/file

### Prices for Steps 1-4.

		BF	PPBF
<b>S16-15</b>	<b>18-</b>	\$504	714
	<b>22-</b>	\$515	733
	<b>28-</b>	\$530	752
<b>S16-18</b>	<b>18-</b>	\$518	—
	<b>22-</b>	\$531	—
	<b>28-</b>	\$544	—

### Step 5. Paint/Steel Type

<b>SS</b>	smooth paint on smooth steel	+\$0
<b>TS</b>	smooth paint on textured steel	+\$20
<b>XS</b>	textured paint on smooth steel	+\$0

# Standard-Pull Suspended Pedestal *continued*

## Step 6. Surface Finish

### Nonmetallic Paint

*For smooth paint on smooth steel (SS) or smooth paint on textured steel (TS)*

<b>98</b>	studio white	+\$0
<b>8Q</b>	folkstone grey	+\$0
<b>91</b>	white	+\$0
<b>9J</b>	sparrow	+\$0
<b>BU</b>	black umber	+\$0
<b>G2</b>	graphite satin	+\$0
<b>HF</b>	inner tone light	+\$0
<b>HT</b>	inner tone	+\$0
<b>LT</b>	light tone	+\$0
<b>LU</b>	soft white	+\$0
<b>MT</b>	medium tone	+\$0
<b>SG</b>	slate grey	+\$0
<b>WA</b>	wheat	+\$0
<b>WL</b>	sandstone	+\$0

### Metallic Paint

*For smooth paint on smooth steel (SS) or smooth paint on textured steel (TS)*

<b>1209</b>	platinum	+\$0
<b>1210</b>	hematite	+\$0
<b>1212</b>	bronzite	+\$0
<b>CN</b>	metallic champagne	+\$0
<b>EH</b>	metallic bronze	+\$0
<b>MS</b>	metallic silver	+\$0

### Sand Texture Paint

*For textured paint on smooth steel (XS)*

<b>8Q</b>	folkstone grey	+\$0
<b>91</b>	white	+\$0
<b>98</b>	studio white <span style="border: 1px solid black; padding: 0 2px;">A</span>	+\$0
<b>BK</b>	black	+\$0
<b>CL</b>	cool grey neutral	+\$0
<b>G1</b>	graphite	+\$0
<b>WL</b>	sandstone	+\$0
<b>WN</b>	warm grey neutral	+\$0

## Step 7. Lock

<b>KA</b>	keyed alike	-\$10
<b>KC</b>	keyed differently, chrome	+\$0
<b>KD</b>	keyed differently, black	+\$0

## Step 8. Base Height

<b>NB</b>	no base	+\$0
<b>B1</b>	1"-high base	+\$56
<b>B2</b>	1½"-high base	+\$56
<b>B3</b>	2¼"-high base	+\$56
<b>B4</b>	3¼"-high base	+\$56
<b>BA</b>	1"-high recessed base	+\$84
<b>BB</b>	1½"-high recessed base	+\$84
<b>BC</b>	2¼"-high recessed base	+\$84
<b>BD</b>	3¼"-high recessed base	+\$84
<b>B5</b>	4¼"-high base	+\$84

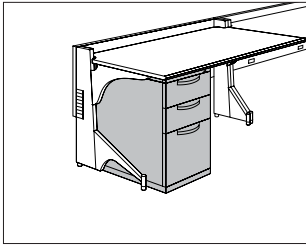
## Step 9. Compressor

<b>DC</b>	hanging rail, no compressor	-\$12
<b>C</b>	standard compressor	+\$0



# Arc-Pull Freestanding Pedestal

F1A-1  
F1D-1



## Product Information

### Description

This 15"-wide freestanding pedestal has arc pulls and smooth or textured steel. It has no top or a metal, laminate, or veneer top. 5 base heights are available; all bases include adjustable glides. Actual pedestal depths are 17<sup>7</sup>/<sub>8</sub>", 21<sup>7</sup>/<sub>8</sub>", or 27<sup>7</sup>/<sub>8</sub>". The pedestal is available in a variety of drawer configurations. File drawers include a file compressor; box drawers include an adjustable drawer divider.

### Notes

For additional stability, specify counterweight option (CB).

Stacking pedestals is not recommended.

When Ethospace® pedestal top (TE3) is required on pedestal configurations FF, BBF, and PPBF, the 1<sup>1</sup>/<sub>2</sub>" high base (B2) is recommended.

Grain direction is vertical for veneer-front pedestals.

Order optional accessories separately:

- Drawer divider (73-1567-D)
- File drawer organizer (73-9874-FDO)
- File drawer organizer (LG901)
- Pencil tray (73-1516-PT)
- Stationery tray (73-7082-SST)

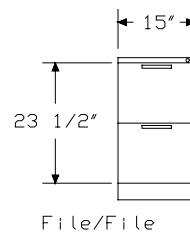
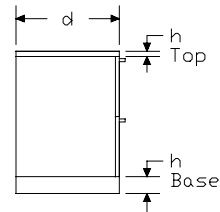
No lock option (NL) can only be specified on pedestals with no top option (NT), laminate top option (TL), or veneer top option (TV1).

For keyed-alike locks, order lock plugs separately. See Keyed-Alike

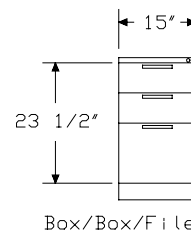
Information in Appendices.

The arc pull conforms to guidelines of the Americans with Disabilities Act (ADA).

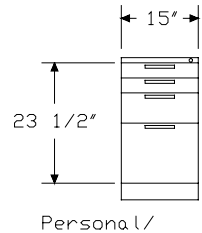
## Dimensions



File/File



Box/Box/File



Personal/  
Personal/  
Box/File

# Arc-Pull Freestanding Pedestal

continued

Specification Information				
Step 1.				
F1				
Step 2. Front Material				
D-15	painted metal front			
A-15	veneer front <div>A</div>			
Step 3. Depth				
18-	18" deep			
22-	22" deep			
28-	28" deep			
Step 4. Configuration				
FF	file/file			
BBF	box/box/file			
PPBF	personal/personal/box/file			
Prices for Steps 1-4.				
		FF	BBF	PPBF
F1D-15	18-	\$704	735	812
	22-	\$730	758	838
	28-	\$754	786	865
F1A-15	18-	\$1175	1291	1465
	22-	\$1206	1321	1496
	28-	\$1238	1354	1527
Step 5. Paint/Steel Type				
SS	smooth paint on smooth steel			+\$0
TS	smooth paint on textured steel			+\$20
XS	textured paint on smooth steel			+\$0

Step 6. Surface Finish		
Nonmetallic Paint		
<i>For smooth paint on smooth steel (SS) or smooth paint on textured steel (TS)</i>		
<b>8Q</b>	folkstone grey	+\$0
<b>91</b>	white	+\$0
<b>98</b>	studio white <span style="border: 1px solid black; padding: 0 2px;">A</span>	+\$0
<b>9J</b>	sparrow	+\$0
<b>BU</b>	black umber	+\$0
<b>G2</b>	graphite satin	+\$0
<b>HF</b>	inner tone light	+\$0
<b>HT</b>	inner tone	+\$0
<b>LT</b>	light tone	+\$0
<b>LU</b>	soft white	+\$0
<b>MT</b>	medium tone	+\$0
<b>SG</b>	slate grey	+\$0
<b>WA</b>	wheat	+\$0
<b>WL</b>	sandstone	+\$0
Metallic Paint		
<i>For smooth paint on smooth steel (SS) or smooth paint on textured steel (TS)</i>		
<b>1209</b>	platinum	+\$0
<b>1210</b>	hematite	+\$0
<b>1212</b>	bronzite	+\$0
<b>CN</b>	metallic champagne	+\$0
<b>EH</b>	metallic bronze	+\$0
<b>MS</b>	metallic silver	+\$0
Sand Texture Paint		
<i>For textured paint on smooth steel (XS)</i>		
<b>91</b>	white	+\$0
<b>98</b>	studio white <span style="border: 1px solid black; padding: 0 2px;">A</span>	+\$0
<b>BK</b>	black	+\$0
<b>CL</b>	cool grey neutral	+\$0
<b>G1</b>	graphite	+\$0
<b>WN</b>	warm grey neutral	+\$0

# Arc-Pull Freestanding Pedestal

continued

## Step 7. Top

Ethospace® Pedestal Top (TE3) available only on 15"-wide, 22"- or 28"-deep pedestals.

### For painted metal front (D-15) with 18" deep (18-)

<b>NT</b>	no top	+\$0
<b>T1</b>	1"-high painted metal top with squared edge	+\$0
<b>T2</b>	1¼"-high painted metal top with squared edge	+\$0
<b>T3</b>	1¼"-high painted metal top with radius edge	+\$48
<b>TL</b>	1¼"-high laminate top with thermoplastic edge	+\$63
<b>TR</b>	1¼"-high recut veneer top <span style="border: 1px solid black; padding: 0 2px;">A</span>	+\$112
<b>TF</b>	1¼"-high wood veneer top <span style="border: 1px solid black; padding: 0 2px;">A</span>	+\$136
<b>TV1</b>	1⅝"-high wood veneer top and wood composite edge with oversail front <span style="border: 1px solid black; padding: 0 2px;">A</span>	+\$232

### For painted metal front (D-15) with 22" deep (22-), or 28" deep (28-)

<b>NT</b>	no top	+\$0
<b>T1</b>	1"-high painted metal top with squared edge	+\$0
<b>T2</b>	1¼"-high painted metal top with squared edge	+\$0
<b>TE3</b>	Ethospace® pedestal top	+\$46
<b>T3</b>	1¼"-high painted metal top with radius edge	+\$48
<b>TL</b>	1¼"-high laminate top with thermoplastic edge	+\$63
<b>TR</b>	1¼"-high recut veneer top <span style="border: 1px solid black; padding: 0 2px;">A</span>	+\$112
<b>TF</b>	1¼"-high wood veneer top <span style="border: 1px solid black; padding: 0 2px;">A</span>	+\$136
<b>TV1</b>	1⅝"-high wood veneer top and wood composite edge with oversail front <span style="border: 1px solid black; padding: 0 2px;">A</span>	+\$232

### For veneer front (A-15) with 18" deep (18-)

<b>NT</b>	no top	+\$0
<b>T1</b>	1"-high painted metal top with squared edge	+\$0
<b>T2</b>	1¼"-high painted metal top with squared edge	+\$0
<b>T3</b>	1¼"-high painted metal top with radius edge	+\$48
<b>TL</b>	1¼"-high laminate top with thermoplastic edge	+\$63
<b>TF</b>	1¼"-high wood veneer top <span style="border: 1px solid black; padding: 0 2px;">A</span>	+\$136
<b>TV1</b>	1⅝"-high wood veneer top and wood composite edge with oversail front <span style="border: 1px solid black; padding: 0 2px;">A</span>	+\$232

### For veneer front (A-15) with 22" deep (22-), or 28" deep (28-)

<b>NT</b>	no top	+\$0
<b>T1</b>	1"-high painted metal top with squared edge	+\$0
<b>T2</b>	1¼"-high painted metal top with squared edge	+\$0
<b>TE3</b>	Ethospace® pedestal top	+\$46
<b>T3</b>	1¼"-high painted metal top with radius edge	+\$48
<b>TL</b>	1¼"-high laminate top with thermoplastic edge	+\$63
<b>TF</b>	1¼"-high wood veneer top <span style="border: 1px solid black; padding: 0 2px;">A</span>	+\$136
<b>TV1</b>	1⅝"-high wood veneer top and wood composite edge with oversail front <span style="border: 1px solid black; padding: 0 2px;">A</span>	+\$232

## Step 8.

### Veneer Top Finish: Wood Veneer

For painted metal front (D-15) with 1⅝"-high wood veneer top and wood composite edge with oversail front (TV1)

<b>40</b>	dark brown walnut <span style="border: 1px solid black; padding: 0 2px;">A</span>	+\$20
<b>ED</b>	aged cherry <span style="border: 1px solid black; padding: 0 2px;">A</span>	+\$20
<b>EK</b>	medium red walnut <span style="border: 1px solid black; padding: 0 2px;">A</span>	+\$20
<b>EW</b>	medium matte walnut <span style="border: 1px solid black; padding: 0 2px;">A</span>	+\$20
<b>ET</b>	clear on ash <span style="border: 1px solid black; padding: 0 2px;">A</span>	+\$20
<b>EU</b>	oak on ash <span style="border: 1px solid black; padding: 0 2px;">A</span>	+\$20
<b>EV</b>	walnut on ash <span style="border: 1px solid black; padding: 0 2px;">A</span>	+\$20
<b>UL</b>	natural maple <span style="border: 1px solid black; padding: 0 2px;">A</span>	+\$20
<b>UX</b>	walnut on cherry <span style="border: 1px solid black; padding: 0 2px;">A</span>	+\$20

### Veneer Top Finish: Recut Veneer

For painted metal front (D-15) with 1¼"-high recut veneer top (TR)

<b>RA</b>	light ash <span style="border: 1px solid black; padding: 0 2px;">A</span>	+\$0
<b>RK</b>	mahogany dark <span style="border: 1px solid black; padding: 0 2px;">A</span>	+\$0
<b>RM</b>	mahogany <span style="border: 1px solid black; padding: 0 2px;">A</span>	+\$0

### Veneer Top Finish: Wood Veneer

For painted metal front (D-15) with 1¼"-high wood veneer top (TF)










<b>2U</b>	light brown walnut <span style="border: 1px solid black; padding: 0 2px;">A</span>	+\$20
<b>40</b>	dark brown walnut <span style="border: 1px solid black; padding: 0 2px;">A</span>	+\$20
<b>ED</b>	aged cherry <span style="border: 1px solid black; padding: 0 2px;">A</span>	+\$20
<b>EK</b>	medium red walnut <span style="border: 1px solid black; padding: 0 2px;">A</span>	+\$20
<b>EW</b>	medium matte walnut <span style="border: 1px solid black; padding: 0 2px;">A</span>	+\$20
<b>ET</b>	clear on ash <span style="border: 1px solid black; padding: 0 2px;">A</span>	+\$20
<b>EU</b>	oak on ash <span style="border: 1px solid black; padding: 0 2px;">A</span>	+\$20
<b>EV</b>	walnut on ash <span style="border: 1px solid black; padding: 0 2px;">A</span>	+\$20
<b>UL</b>	natural maple <span style="border: 1px solid black; padding: 0 2px;">A</span>	+\$20
<b>UX</b>	walnut on cherry <span style="border: 1px solid black; padding: 0 2px;">A</span>	+\$20

# Arc-Pull Freestanding Pedestal

continued











## Veneer Front/Top Finish: Wood Veneer

For veneer front (A-15) with 1<sup>1</sup>/<sub>8</sub>"-high wood veneer top and wood composite edge with oversail front (TV<sub>1</sub>)

<b>40</b>	dark brown walnut 	+\$28
<b>ED</b>	aged cherry 	+\$28
<b>EK</b>	medium red walnut 	+\$28
<b>EW</b>	medium matte walnut 	+\$28
<b>ET</b>	clear on ash 	+\$28
<b>EU</b>	oak on ash 	+\$28
<b>EV</b>	walnut on ash 	+\$28
<b>UL</b>	natural maple 	+\$28
<b>UX</b>	walnut on cherry 	+\$28











## Veneer Front Finish: Wood Veneer

For veneer front (A-15) with no top (NT), 1"-high painted metal top with squared edge (T<sub>1</sub>), 1<sup>1</sup>/<sub>4</sub>"-high painted metal top with squared edge (T<sub>2</sub>), 1<sup>1</sup>/<sub>4</sub>"-high painted metal top with radius edge (T<sub>3</sub>), or Ethospace® pedestal top (TE<sub>3</sub>), or 1<sup>1</sup>/<sub>4</sub>"-high laminate top with thermoplastic edge (TL)

<b>2U</b>	light brown walnut 	+\$28
<b>40</b>	dark brown walnut 	+\$28
<b>ED</b>	aged cherry 	+\$28
<b>EK</b>	medium red walnut 	+\$28
<b>EW</b>	medium matte walnut 	+\$28
<b>ET</b>	clear on ash 	+\$28
<b>EU</b>	oak on ash 	+\$28
<b>EV</b>	walnut on ash 	+\$28
<b>UL</b>	natural maple 	+\$28
<b>UX</b>	walnut on cherry 	+\$28

## Veneer Front/Top Finish: Wood Veneer

For veneer front (A-15) with 1<sup>1</sup>/<sub>4</sub>"-high wood veneer top (TF)

<b>2U</b>	light brown walnut 	+\$28
<b>40</b>	dark brown walnut 	+\$28
<b>ED</b>	aged cherry 	+\$28
<b>EK</b>	medium red walnut 	+\$28
<b>EW</b>	medium matte walnut 	+\$28
<b>ET</b>	clear on ash 	+\$28
<b>EU</b>	oak on ash 	+\$28
<b>EV</b>	walnut on ash 	+\$28
<b>UL</b>	natural maple 	+\$28
<b>UX</b>	walnut on cherry 	+\$28

## Step 9. Top Finish

For 1<sup>1</sup>/<sub>4</sub>"-high laminate top with thermoplastic edge (TL)

### Solid-Color Laminate

<b>8Q</b>	folkstone grey	+\$0
<b>91</b>	white	+\$0
<b>98</b>	studio white	+\$0
<b>CL</b>	cool grey neutral	+\$0
<b>HF</b>	inner tone light	+\$0
<b>HT</b>	inner tone	+\$0
<b>LT</b>	light tone	+\$0
<b>LU</b>	soft white	+\$0
<b>WL</b>	sandstone	+\$0
<b>WN</b>	warm grey neutral	+\$0

### Mesh Laminate

<b>LBM</b>	crisp linen	+\$0
<b>LBN</b>	classic linen	+\$0
<b>LBP</b>	casual linen	+\$0
<b>LBK</b>	pewter mesh	+\$0

### Twill Laminate

<b>LBF</b>	neutral twill	+\$0
<b>LBG</b>	sarum twill	+\$0
<b>LBH</b>	earthen twill	+\$0
<b>LBJ</b>	graphite twill	+\$0
<b>LBQ</b>	white twill	+\$0

### Wood-Grain Laminate

<b>HM</b>	natural maple	+\$0
<b>HP</b>	light anigre	+\$0
<b>LA</b>	light ash	+\$0
<b>LBA</b>	clear on ash	+\$0
<b>LBB</b>	oak on ash	+\$0
<b>LBC</b>	walnut on ash	+\$0
<b>LBD</b>	dark brown walnut	+\$0
<b>LBR</b>	phantom ecru	+\$0
<b>LBS</b>	phantom cocoa	+\$0
<b>LBU</b>	medium matte walnut	+\$0
<b>LBV</b>	warm grey teak	+\$0
<b>LBE</b>	medium red walnut	+\$0
<b>76</b>	light brown walnut	+\$0
<b>HX</b>	aged cherry	+\$0
<b>HY</b>	walnut on cherry	+\$0

# Arc-Pull Freestanding Pedestal

continued

Zephyr Laminate		
<b>28</b>	canyon	+\$0
<b>29</b>	misted	+\$0

## Step 10. Edge Finish

For 1<sup>1</sup>/<sub>4</sub>"-high laminate top with thermoplastic edge (TL)

<b>28</b>	canyon	+\$0
<b>29</b>	misted	+\$0
<b>76</b>	light brown walnut	+\$0
<b>8Q</b>	folkstone grey	+\$0
<b>91</b>	white	+\$0
<b>98</b>	studio white	+\$0
<b>BU</b>	black umber	+\$0
<b>CL</b>	cool grey neutral	+\$0
<b>G2</b>	graphite satin	+\$0
<b>HF</b>	inner tone light	+\$0
<b>HM</b>	natural maple	+\$0
<b>HP</b>	light anigre	+\$0
<b>HT</b>	inner tone	+\$0
<b>HX</b>	aged cherry	+\$0
<b>HY</b>	walnut on cherry	+\$0
<b>LA</b>	light ash	+\$0
<b>LBA</b>	clear on ash	+\$0
<b>LBB</b>	oak on ash	+\$0
<b>LBC</b>	walnut on ash	+\$0
<b>LBD</b>	dark brown walnut	+\$0
<b>LBR</b>	phantom ecru	+\$0
<b>LBS</b>	phantom cocoa	+\$0
<b>LBU</b>	medium matte walnut	+\$0
<b>LBV</b>	warm grey teak	+\$0
<b>LBE</b>	medium red walnut	+\$0
<b>LBK</b>	pewter mesh	+\$0
<b>LBL</b>	steel mesh	+\$0
<b>LBM</b>	crisp linen	+\$0
<b>LBN</b>	classic linen	+\$0
<b>LBP</b>	casual linen	+\$0
<b>LBF</b>	neutral twill	+\$0
<b>LBG</b>	sarum twill	+\$0
<b>LBH</b>	earthen twill	+\$0
<b>LBJ</b>	graphite twill	+\$0
<b>LBQ</b>	white twill	+\$0
<b>LM</b>	mahogany	+\$0
<b>LU</b>	soft white	+\$0
<b>MT</b>	medium tone	+\$0
<b>SG</b>	slate grey	+\$0
<b>WA</b>	wheat	+\$0
<b>WL</b>	sandstone	+\$0

<b>WN</b>	warm grey neutral	+\$0
-----------	-------------------	------

## Step 11. Lock

For no top (NT), 1<sup>1</sup>/<sub>4</sub>"-high laminate top with thermoplastic edge (TL), or 1<sup>1</sup>/<sub>8</sub>"-high wood veneer top and wood composite edge with oversail front (TV<sub>1</sub>)

<b>NL</b>	no lock	-\$30
-----------	---------	-------

For 1"-high painted metal top with squared edge (T<sub>1</sub>), 1<sup>1</sup>/<sub>4</sub>"-high painted metal top with squared edge (T<sub>2</sub>), 1<sup>1</sup>/<sub>4</sub>"-high painted metal top with radius edge (T<sub>3</sub>), Ethospace® pedestal top (TE<sub>3</sub>), 1<sup>1</sup>/<sub>4</sub>"-high recut veneer top (TR), or 1<sup>1</sup>/<sub>4</sub>"-high wood veneer top (TF)

<b>KA</b>	keyed alike	-\$10
<b>KC</b>	keyed differently, chrome	+\$0
<b>KD</b>	keyed differently, black	+\$0

## Step 12. Pull Finish

<b>NH</b>	brushed nickel	+\$0
<b>NK</b>	black nickel	+\$0

## Step 13. Base Height

<b>B1</b>	1"-high base	+\$0
<b>B2</b>	1 <sup>1</sup> / <sub>2</sub> "-high base	+\$0
<b>B3</b>	2 <sup>1</sup> / <sub>4</sub> "-high base	+\$0
<b>B4</b>	3 <sup>1</sup> / <sub>4</sub> "-high base	+\$0
<b>BA</b>	1"-high recessed base	+\$32
<b>BB</b>	1 <sup>1</sup> / <sub>2</sub> "-high recessed base	+\$32
<b>BC</b>	2 <sup>1</sup> / <sub>4</sub> "-high recessed base	+\$32
<b>BD</b>	3 <sup>1</sup> / <sub>4</sub> "-high recessed base	+\$32
<b>B5</b>	4 <sup>1</sup> / <sub>4</sub> "-high base	+\$32

## Step 14. Counterweight

<b>NO</b>	no counterweight	+\$0
<b>CB</b>	counterweight	+\$88

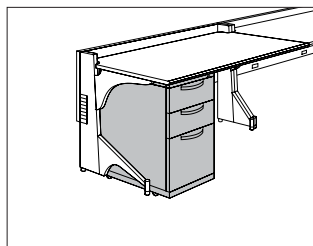
## Step 15. Compressor

		<b>FF</b>	<b>BBF</b>	<b>PPBF</b>
<b>DC</b>	hanging rail, no compressor	-\$24	-12	-12
<b>C</b>	standard compressor	+\$0	0	0

# Arc-Pull Mobile Pedestal

M1A-1

M1D-1



## Product Information

### Description

This 15"-wide mobile pedestal has arc pulls and smooth or textured steel. It has no top or a metal, laminate, or veneer top. The pedestal has a 2½"-high base with casters and counterweights.

Actual pedestal depths are 17⅞", 21⅞", or 27⅞". The pedestal is available in a variety of drawer configurations. File drawers include a file compressor; box drawers include an adjustable drawer divider. The pedestal with squared-edge metal top is available with a hand grip; the 22"- and 28"-deep pedestals with squared-edge metal tops are available with transit handles.

### Notes

Grain direction is vertical for veneer-front pedestals.

Order optional accessories separately:

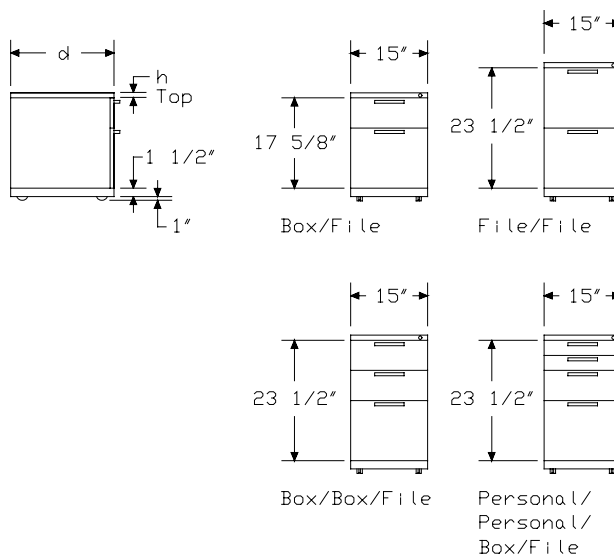
- Drawer divider (73-1567-D)
- File drawer organizer (73-9874-FDO)
- File drawer organizer (LG901)
- Pencil tray (73-1516-PT)
- Stationery tray (73-7082-SST)

No lock option (NL) can only be specified on pedestals with no top option (NT), laminate top option (TL), or veneer top option (TV1).

For keyed-alike locks, order lock plugs separately. See Keyed-Alike Information in Appendices.

The arc pull conforms to guidelines of the Americans with Disabilities Act (ADA).

## Dimensions



**Specification Information**

## Step 1.

**M1**

## Step 2. Front Material

**D-15** painted metal front**A-15** veneer front **A**

## Step 3. Depth

**18-** 18" deep**22-** 22" deep**28-** 28" deep

## Step 4. Configuration

**FF** file/file**BF** box/file**BBF** box/box/file**PPBF** personal/personal/box/file

## Prices for Steps 1-4.

	<b>FF</b>	<b>BF</b>	<b>BBF</b>	<b>PPBF</b>
<b>M1D-15 18-</b>	\$850	747	880	957
<b>22-</b>	\$874	764	904	983
<b>28-</b>	\$911	790	930	1013
<b>M1A-15 18-</b>	\$1348	1189	1464	1637
<b>22-</b>	\$1376	1207	1492	1664
<b>28-</b>	\$1416	1238	1530	1708

## Step 5. Paint/Steel Type

<b>SS</b>	smooth paint on smooth steel	+\$0
<b>TS</b>	smooth paint on textured steel	+\$20
<b>XS</b>	textured paint on smooth steel	+\$0

## Step 6. Surface Finish

## Nonmetallic Paint

*For smooth paint on smooth steel (SS) or smooth paint on textured steel (TS)*

<b>8Q</b>	folkstone grey	+\$0
<b>91</b>	white	+\$0
<b>98</b>	studio white <b>A</b>	+\$0
<b>9J</b>	sparrow	+\$0
<b>BU</b>	black umber	+\$0
<b>G2</b>	graphite satin	+\$0
<b>HF</b>	inner tone light	+\$0
<b>HT</b>	inner tone	+\$0
<b>LT</b>	light tone	+\$0
<b>LU</b>	soft white	+\$0
<b>MT</b>	medium tone	+\$0
<b>SG</b>	slate grey	+\$0
<b>WA</b>	wheat	+\$0
<b>WL</b>	sandstone	+\$0

## Metallic Paint

*For smooth paint on smooth steel (SS) or smooth paint on textured steel (TS)*

<b>1209</b>	platinum	+\$0
<b>1210</b>	hematite	+\$0
<b>1212</b>	bronzite	+\$0
<b>CN</b>	metallic champagne	+\$0
<b>EH</b>	metallic bronze	+\$0
<b>MS</b>	metallic silver	+\$0

## Sand Texture Paint

*For textured paint on smooth steel (XS)*

<b>91</b>	white	+\$0
<b>98</b>	studio white <b>A</b>	+\$0
<b>BK</b>	black	+\$0
<b>CL</b>	cool grey neutral	+\$0
<b>G1</b>	graphite	+\$0
<b>WN</b>	warm grey neutral	+\$0

Step 7. Top

*For painted metal front (D-15)*

<b>NT</b>	no top	+\$0
<b>T1</b>	1"-high painted metal top with squared edge	+\$0
<b>T2</b>	1¼"-high painted metal top with squared edge	+\$0
<b>T3</b>	1¼"-high painted metal top with radius edge	+\$48
<b>TL</b>	1¼"-high laminate top with thermoplastic edge	+\$63
<b>TR</b>	1¼"-high recut veneer top <input type="checkbox"/> A	+\$112
<b>TF</b>	1¼"-high wood veneer top <input type="checkbox"/> A	+\$136
<b>TV1</b>	1⅛"-high wood veneer top and wood composite edge with oversail front <input type="checkbox"/> A	+\$232

*For veneer front (A-15)*

<b>NT</b>	no top	+\$0
<b>T1</b>	1"-high painted metal top with squared edge	+\$0
<b>T2</b>	1¼"-high painted metal top with squared edge	+\$0
<b>T3</b>	1¼"-high painted metal top with radius edge	+\$48
<b>TL</b>	1¼"-high laminate top with thermoplastic edge	+\$63
<b>TF</b>	1¼"-high wood veneer top <input type="checkbox"/> A	+\$136
<b>TV1</b>	1⅛"-high wood veneer top and wood composite edge with oversail front <input type="checkbox"/> A	+\$232

Step 8.

Veneer Top Finish: Wood Veneer

*For painted metal front (D-15) with 1¼"-high wood veneer top (TF)*

<b>2U</b>	light brown walnut <input type="checkbox"/> A	+\$20
<b>40</b>	dark brown walnut <input type="checkbox"/> A	+\$20
<b>ED</b>	aged cherry <input type="checkbox"/> A	+\$20
<b>EK</b>	medium red walnut <input type="checkbox"/> A	+\$20
<b>EW</b>	medium matte walnut <input type="checkbox"/> A	+\$20
<b>ET</b>	clear on ash <input type="checkbox"/> A	+\$20
<b>EU</b>	oak on ash <input type="checkbox"/> A	+\$20
<b>EV</b>	walnut on ash <input type="checkbox"/> A	+\$20
<b>UL</b>	natural maple <input type="checkbox"/> A	+\$20
<b>UX</b>	walnut on cherry <input type="checkbox"/> A	+\$20

Veneer Top Finish: Wood Veneer

*For painted metal front (D-15) with 1⅛"-high wood veneer top and wood composite edge with oversail front (TV1)*

<b>40</b>	dark brown walnut <input type="checkbox"/> A	+\$20
<b>ED</b>	aged cherry <input type="checkbox"/> A	+\$20
<b>EK</b>	medium red walnut <input type="checkbox"/> A	+\$20
<b>EW</b>	medium matte walnut <input type="checkbox"/> A	+\$20
<b>ET</b>	clear on ash <input type="checkbox"/> A	+\$20
<b>EU</b>	oak on ash <input type="checkbox"/> A	+\$20
<b>EV</b>	walnut on ash <input type="checkbox"/> A	+\$20
<b>UL</b>	natural maple <input type="checkbox"/> A	+\$20
<b>UX</b>	walnut on cherry <input type="checkbox"/> A	+\$20

Veneer Top Finish: Recut Veneer

*For painted metal front (D-15) with 1¼"-high recut veneer top (TR)*

<b>RA</b>	light ash <input type="checkbox"/> A	+\$0
<b>RK</b>	mahogany dark <input type="checkbox"/> A	+\$0
<b>RM</b>	mahogany <input type="checkbox"/> A	+\$0

Top Finish: Solid-Color Laminate

*For 1¼"-high laminate top with thermoplastic edge (TL)*

<b>8Q</b>	folkstone grey	+\$0
<b>91</b>	white	+\$0
<b>98</b>	studio white	+\$0
<b>CL</b>	cool grey neutral	+\$0
<b>HF</b>	inner tone light	+\$0
<b>HT</b>	inner tone	+\$0
<b>LT</b>	light tone	+\$0
<b>LU</b>	soft white	+\$0
<b>WL</b>	sandstone	+\$0
<b>WN</b>	warm grey neutral	+\$0

Top Finish: Linen Laminate

*For 1¼"-high laminate top with thermoplastic edge (TL)*

<b>LBM</b>	crisp linen	+\$0
<b>LBN</b>	classic linen	+\$0
<b>LBP</b>	casual linen	+\$0

Top Finish: Mesh Laminate

*For 1¼"-high laminate top with thermoplastic edge (TL)*

<b>LBK</b>	pewter mesh	+\$0
------------	-------------	------



## Top Finish: Twill Laminate

*For 1 1/4"-high laminate top with thermoplastic edge (TL)*

<b>LBF</b>	neutral twill	+\$0
<b>LBG</b>	sarum twill	+\$0
<b>LBH</b>	earthen twill	+\$0
<b>LBJ</b>	graphite twill	+\$0
<b>LBQ</b>	white twill	+\$0

## Top Finish: Wood-Grain Laminate

*For 1 1/4"-high laminate top with thermoplastic edge (TL)*

<b>HM</b>	natural maple	+\$0
<b>HP</b>	light anigre	+\$0
<b>LA</b>	light ash	+\$0
<b>LBA</b>	clear on ash	+\$0
<b>LBB</b>	oak on ash	+\$0
<b>LBC</b>	walnut on ash	+\$0
<b>LBD</b>	dark brown walnut	+\$0
<b>LBR</b>	phantom ecru	+\$0
<b>LBS</b>	phantom cocoa	+\$0
<b>LBU</b>	medium matte walnut	+\$0
<b>LBV</b>	warm grey teak	+\$0
<b>LBE</b>	medium red walnut	+\$0
<b>76</b>	light brown walnut	+\$0
<b>HX</b>	aged cherry	+\$0
<b>HY</b>	walnut on cherry	+\$0

## Top Finish: Zephyr Laminate

*For 1 1/4"-high laminate top with thermoplastic edge (TL)*

<b>28</b>	canyon	+\$0
<b>29</b>	misted	+\$0

## Step 9.

## Veneer Front Finish: Wood Veneer

*For veneer front (A-15) with no top (NT), 1"-high painted metal top with squared edge (T1), 1 1/4"-high painted metal top with squared edge (T2), or 1 1/4"-high painted metal top with radius edge (T3), or 1 1/4"-high laminate top with thermoplastic edge (TL)*

<b>2U</b>	light brown walnut	<b>A</b>	+\$28
<b>40</b>	dark brown walnut	<b>A</b>	+\$28
<b>ED</b>	aged cherry	<b>A</b>	+\$28
<b>EK</b>	medium red walnut	<b>A</b>	+\$28
<b>EW</b>	medium matte walnut	<b>A</b>	+\$28
<b>ET</b>	clear on ash	<b>A</b>	+\$28
<b>EU</b>	oak on ash	<b>A</b>	+\$28
<b>EV</b>	walnut on ash	<b>A</b>	+\$28
<b>UL</b>	natural maple	<b>A</b>	+\$28
<b>UX</b>	walnut on cherry	<b>A</b>	+\$28

## Veneer Front/Top Finish: Wood Veneer

*For veneer front (A-15) with 1 1/8"-high wood veneer top and wood composite edge with oversail front (TV1)*

<b>40</b>	dark brown walnut	<b>A</b>	+\$28
<b>ED</b>	aged cherry	<b>A</b>	+\$28
<b>EK</b>	medium red walnut	<b>A</b>	+\$28
<b>EW</b>	medium matte walnut	<b>A</b>	+\$28
<b>ET</b>	clear on ash	<b>A</b>	+\$28
<b>EU</b>	oak on ash	<b>A</b>	+\$28
<b>EV</b>	walnut on ash	<b>A</b>	+\$28
<b>UL</b>	natural maple	<b>A</b>	+\$28
<b>UX</b>	walnut on cherry	<b>A</b>	+\$28

## Veneer Front/Top Finish: Wood Veneer

*For veneer front (A-15) with 1 1/4"-high wood veneer top (TF)*

<b>2U</b>	light brown walnut	<b>A</b>	+\$28
<b>40</b>	dark brown walnut	<b>A</b>	+\$28
<b>ED</b>	aged cherry	<b>A</b>	+\$28
<b>EK</b>	medium red walnut	<b>A</b>	+\$28
<b>EW</b>	medium matte walnut	<b>A</b>	+\$28
<b>ET</b>	clear on ash	<b>A</b>	+\$28
<b>EU</b>	oak on ash	<b>A</b>	+\$28
<b>EV</b>	walnut on ash	<b>A</b>	+\$28
<b>UL</b>	natural maple	<b>A</b>	+\$28
<b>UX</b>	walnut on cherry	<b>A</b>	+\$28

## Step 10. Edge Finish

*For 1 1/4"-high laminate top with thermoplastic edge (TL)*

<b>28</b>	canyon	+\$0
-----------	--------	------

29	misted	+\$0
76	light brown walnut	+\$0
8Q	folkstone grey	+\$0
91	white	+\$0
98	studio white	+\$0
BU	black umber	+\$0
CL	cool grey neutral	+\$0
G2	graphite satin	+\$0
HF	inner tone light	+\$0
HM	natural maple	+\$0
HP	light anigre	+\$0
HT	inner tone	+\$0
HX	aged cherry	+\$0
HY	walnut on cherry	+\$0
LA	light ash	+\$0
LBA	clear on ash	+\$0
LBB	oak on ash	+\$0
LBC	walnut on ash	+\$0
LBD	dark brown walnut	+\$0
LBR	phantom ecru	+\$0
LBS	phantom cocoa	+\$0
LBU	medium matte walnut	+\$0
LBV	warm grey teak	+\$0
LBE	medium red walnut	+\$0
LBK	pewter mesh	+\$0
LBL	steel mesh	+\$0
LBM	crisp linen	+\$0
LBN	classic linen	+\$0
LBP	casual linen	+\$0
LBF	neutral twill	+\$0
LBG	sarum twill	+\$0
LBH	earthen twill	+\$0
LBJ	graphite twill	+\$0
LBQ	white twill	+\$0
LM	mahogany	+\$0
LU	soft white	+\$0
MT	medium tone	+\$0
SG	slate grey	+\$0
WA	wheat	+\$0
WL	sandstone	+\$0
WN	warm grey neutral	+\$0

## Step 11. Lock

For no top (NT), 1 1/4"-high laminate top with thermoplastic edge (TL), or 1 1/8"-high wood veneer top and wood composite edge with oversail front (TV1)

NL	no lock	-\$30
----	---------	-------

For 1"-high painted metal top with squared edge (T1), 1 1/4"-high painted metal top with squared edge (T2), 1 1/4"-high painted metal top with radius edge (T3), 1 1/4"-high recut veneer top (TR) AND 1 1/4"-high wood veneer top (TF)

KA	keyed alike	-\$10
KC	keyed differently, chrome	+\$0
KD	keyed differently, black	+\$0

## Step 12. Handle

For 18" deep (18-) with 1"-high painted metal top with squared edge (T1), or 1 1/4"-high painted metal top with squared edge (T2)

HN	no hand grip or transit handle	+\$0
H1	hand grip only	+\$48

For 22" deep (22-) or 28" deep (28-) with 1"-high painted metal top with squared edge (T1), or 1 1/4"-high painted metal top with squared edge (T2)

HN	no hand grip or transit handle	+\$0
H1	hand grip only	+\$48
H2	transit handle only	+\$95
H3	hand grip and transit handle	+\$142

## Step 13. Pull Finish

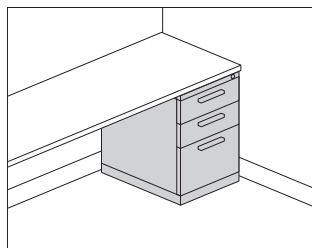
NH	brushed nickel	+\$0
NK	black nickel	+\$0

## Step 14. Compressor

		FF	BF	BBF	PPBF
DC	hanging rail, no compressor	-\$24	-12	-12	-12
C	standard compressor	+\$0	0	0	0

# Bar-Pull Freestanding Pedestal

F1KP-  
F1KV-



## Product Information

### Description

This 15"-wide freestanding pedestal has bar pulls and smooth or textured steel. It has no top or a metal, laminate, or veneer top. 5 base heights are available; all bases include adjustable glides. Actual pedestal depths are 17<sup>7</sup>/<sub>8</sub>", 21<sup>7</sup>/<sub>8</sub>", or 27<sup>7</sup>/<sub>8</sub>". The pedestal is available in a variety of drawer configurations. File drawers include a file compressor; box drawers include an adjustable drawer divider.

### Notes

For additional stability, specify counterweight option (CB).

Stacking pedestals is not recommended.

When Ethospace® pedestal top (TE3) is required on pedestal configurations FF, BBF, and PPBF, the 1<sup>1</sup>/<sub>2</sub>" high base (B2) is recommended.

Grain direction is vertical for veneer-front pedestals.

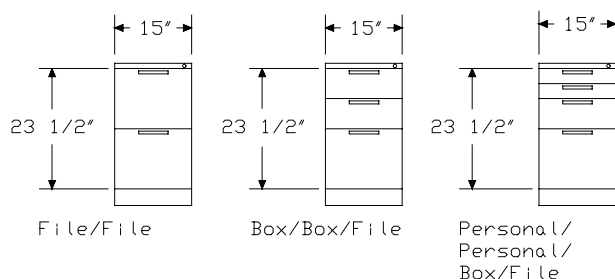
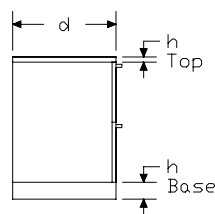
Order optional accessories separately:

- Drawer divider (73-1567-D)
- File drawer organizer (73-9874-FDO)
- File drawer organizer (LG901)
- Pencil tray (73-1516-PT)
- Stationery tray (73-7082-SST)

No lock option (NL) can only be specified on pedestals with no top option (NT), laminate top option (TL), or veneer top option (TV1).

For keyed-alike locks, order lock plugs separately. See Keyed-Alike Information in Appendices.

## Dimensions



## Specification Information

### Step 1.

**F1K**

### Step 2. Front Material

**P-** painted metal front

**V-** veneer front

### Step 3. Width

**15** 15" wide

### Step 4. Depth

**18-** 18" deep

**22-** 22" deep

**28-** 28" deep

### Step 5. Configuration

**FF** file/file

**BBF** box/box/file

**PPBF** personal/personal/box/file

### Prices for Steps 1-5.

			FF	BBF	PPBF
<b>F1KP-</b>	<b>15</b>	<b>18-</b>	\$704	735	812
		<b>22-</b>	\$730	758	838
		<b>28-</b>	\$747	786	865

			FF	BBF	PPBF
<b>F1KV-</b>	<b>15</b>	<b>18-</b>	\$1175	1291	1465
		<b>22-</b>	\$1206	1321	1496
		<b>28-</b>	\$1238	1354	1527

### Step 6. Paint/Steel Type

<b>SS</b>	smooth paint on smooth steel	+\$0
<b>TS</b>	smooth paint on textured steel	+\$20
<b>XS</b>	textured paint on smooth steel	+\$0

# Bar-Pull Freestanding Pedestal

continued

## Step 7. Surface Finish

### Nonmetallic Paint

For smooth paint on smooth steel (SS) or smooth paint on textured steel (TS)

<b>8Q</b>	folkstone grey	+\$0
<b>91</b>	white	+\$0
<b>98</b>	studio white <span>A</span>	+\$0
<b>9J</b>	sparrow	+\$0
<b>BU</b>	black umber	+\$0
<b>G2</b>	graphite satin	+\$0
<b>HF</b>	inner tone light	+\$0
<b>HT</b>	inner tone	+\$0
<b>LT</b>	light tone	+\$0
<b>LU</b>	soft white	+\$0
<b>MT</b>	medium tone	+\$0
<b>SG</b>	slate grey	+\$0
<b>WA</b>	wheat	+\$0
<b>WL</b>	sandstone	+\$0

### Metallic Paint

For smooth paint on smooth steel (SS) or smooth paint on textured steel (TS)

<b>1209</b>	platinum	+\$0
<b>1210</b>	hematite	+\$0
<b>1212</b>	bronzite	+\$0
<b>CN</b>	metallic champagne	+\$0
<b>EH</b>	metallic bronze	+\$0
<b>MS</b>	metallic silver	+\$0

### Sand Texture Paint

For textured paint on smooth steel (XS)

<b>91</b>	white	+\$0
<b>98</b>	studio white <span>A</span>	+\$0
<b>BK</b>	black	+\$0
<b>CL</b>	cool grey neutral	+\$0
<b>G1</b>	graphite	+\$0
<b>WN</b>	warm grey neutral	+\$0

## Step 8. Top

For painted metal front (P-) with 18" deep (18-)

<b>NT</b>	no top	+\$0
<b>T1</b>	1"-high painted metal top with squared edge	+\$0
<b>T2</b>	1 1/4"-high painted metal top with squared edge	+\$0
<b>T3</b>	1 1/4"-high painted metal top with radius edge	+\$48
<b>TL</b>	1 1/4"-high laminate top with thermoplastic edge	+\$63
<b>TR</b>	1 1/4"-high recut veneer top <span>A</span>	+\$112
<b>TF</b>	1 1/4"-high wood veneer top <span>A</span>	+\$16
<b>TV1</b>	1 1/8"-high wood veneer top and wood composite edge with oversail front <span>A</span>	+\$232

For painted metal front (P-) with 22" deep (22-), or 28" deep (28-)

<b>NT</b>	no top	+\$0
<b>T1</b>	1"-high painted metal top with squared edge	+\$0
<b>T2</b>	1 1/4"-high painted metal top with squared edge	+\$0
<b>TE3</b>	Ethospace® pedestal top	+\$46
<b>T3</b>	1 1/4"-high painted metal top with radius edge	+\$48
<b>TL</b>	1 1/4"-high laminate top with thermoplastic edge	+\$63
<b>TR</b>	1 1/4"-high recut veneer top <span>A</span>	+\$112
<b>TF</b>	1 1/4"-high wood veneer top <span>A</span>	+\$16
<b>TV1</b>	1 1/8"-high wood veneer top and wood composite edge with oversail front <span>A</span>	+\$232

For veneer front (V-) with 18" deep (18-)

<b>NT</b>	no top	+\$0
<b>T1</b>	1"-high painted metal top with squared edge	+\$0
<b>T2</b>	1 1/4"-high painted metal top with squared edge	+\$0
<b>T3</b>	1 1/4"-high painted metal top with radius edge	+\$48
<b>TL</b>	1 1/4"-high laminate top with thermoplastic edge	+\$63
<b>TF</b>	1 1/4"-high wood veneer top <span>A</span>	+\$16
<b>TV1</b>	1 1/8"-high wood veneer top and wood composite edge with oversail front <span>A</span>	+\$232

For veneer front (V-) with 22" deep (22-), or 28" deep (28-)

<b>NT</b>	no top	+\$0
<b>T1</b>	1"-high painted metal top with squared edge	+\$0
<b>T2</b>	1 1/4"-high painted metal top with squared edge	+\$0
<b>TE3</b>	Ethospace® pedestal top	+\$46
<b>T3</b>	1 1/4"-high painted metal top with radius edge	+\$48
<b>TL</b>	1 1/4"-high laminate top with thermoplastic edge	+\$63
<b>TF</b>	1 1/4"-high wood veneer top <span>A</span>	+\$16
<b>TV1</b>	1 1/8"-high wood veneer top and wood composite edge with oversail front <span>A</span>	+\$232









# Bar-Pull Freestanding Pedestal

continued

## Step 9.

### Veneer Top Finish: Wood Veneer

For painted metal front (P-) with 1 1/8"-high wood veneer top and wood composite edge with oversail front (TV1)

<b>40</b>	dark brown walnut 	+\$20
<b>ED</b>	aged cherry 	+\$20
<b>EK</b>	medium red walnut 	+\$20
<b>EW</b>	medium matte walnut 	+\$20
<b>ET</b>	clear on ash 	+\$20
<b>EV</b>	walnut on ash 	+\$20
<b>UL</b>	natural maple 	+\$20
<b>UX</b>	walnut on cherry 	+\$20










### Veneer Top Finish: Recut Veneer

For painted metal front (P-) with 1 1/4"-high recut veneer top (TR)

<b>RA</b>	light ash 	+\$0
<b>RK</b>	mahogany dark 	+\$0
<b>RM</b>	mahogany 	+\$0









### Veneer Top Finish: Wood Veneer

For painted metal front (P-) with 1 1/4"-high wood veneer top (TF)

<b>2U</b>	light brown walnut 	+\$20
<b>40</b>	dark brown walnut 	+\$20
<b>ED</b>	aged cherry 	+\$20
<b>EK</b>	medium red walnut 	+\$20
<b>EW</b>	medium matte walnut 	+\$20
<b>ET</b>	clear on ash 	+\$20
<b>EV</b>	walnut on ash 	+\$20
<b>UL</b>	natural maple 	+\$20
<b>UX</b>	walnut on cherry 	+\$20










### Veneer Front/Top Finish: Wood Veneer

For veneer front (V-) with 1 1/8"-high wood veneer top and wood composite edge with oversail front (TV1)

<b>40</b>	dark brown walnut 	+\$28
<b>ED</b>	aged cherry 	+\$28
<b>EK</b>	medium red walnut 	+\$28
<b>EW</b>	medium matte walnut 	+\$28
<b>ET</b>	clear on ash 	+\$28
<b>EV</b>	walnut on ash 	+\$28
<b>UL</b>	natural maple 	+\$28
<b>UX</b>	walnut on cherry 	+\$28










### Veneer Front Finish: Wood Veneer

For veneer front (V-) with no top (NT), 1"-high painted metal top with squared edge (T1), 1 1/4"-high painted metal top with squared edge (T2), Ethospace® pedestal top (TE3), or 1 1/4"-high painted metal top with radius edge (T3), or 1 1/4"-high laminate top with thermoplastic edge (TL)

<b>2U</b>	light brown walnut 	+\$28
<b>40</b>	dark brown walnut 	+\$28
<b>ED</b>	aged cherry 	+\$28
<b>EK</b>	medium red walnut 	+\$28
<b>EW</b>	medium matte walnut 	+\$28
<b>ET</b>	clear on ash 	+\$28
<b>EV</b>	walnut on ash 	+\$28
<b>UL</b>	natural maple 	+\$28
<b>UX</b>	walnut on cherry 	+\$28

### Veneer Front/Top Finish: Wood Veneer

For veneer front (V-) with 1 1/4"-high wood veneer top (TF)

<b>2U</b>	light brown walnut 	+\$28
<b>40</b>	dark brown walnut 	+\$28
<b>ED</b>	aged cherry 	+\$28
<b>EK</b>	medium red walnut 	+\$28
<b>EW</b>	medium matte walnut 	+\$28
<b>ET</b>	clear on ash 	+\$28
<b>EV</b>	walnut on ash 	+\$28
<b>UL</b>	natural maple 	+\$28
<b>UX</b>	walnut on cherry 	+\$28

## Step 10. Top Finish

For 1 1/4"-high laminate top with thermoplastic edge (TL)

### Solid-Color Laminate

<b>8Q</b>	folkstone grey	+\$0
<b>91</b>	white	+\$0
<b>98</b>	studio white	+\$0
<b>CL</b>	cool grey neutral	+\$0
<b>HF</b>	inner tone light	+\$0
<b>HT</b>	inner tone	+\$0
<b>LT</b>	light tone	+\$0
<b>LU</b>	soft white	+\$0
<b>WL</b>	sandstone	+\$0
<b>WN</b>	warm grey neutral	+\$0

### Linen Laminate

<b>LBM</b>	crisp linen	+\$0
<b>LBN</b>	classic linen	+\$0
<b>LBP</b>	casual linen	+\$0

# Bar-Pull Freestanding Pedestal

continued

Meridian® Pedestals

Mesh Laminate		
<b>LBK</b>	pewter mesh	+\$0

Twill Laminate		
<b>LBF</b>	neutral twill	+\$0
<b>LBG</b>	sarum twill	+\$0
<b>LBH</b>	earthen twill	+\$0
<b>LBJ</b>	graphite twill	+\$0
<b>LBQ</b>	white twill	+\$0

Wood-Grain Laminate		
<b>HM</b>	natural maple	+\$0
<b>HP</b>	light anigre	+\$0
<b>LA</b>	light ash	+\$0
<b>LBA</b>	clear on ash	+\$0
<b>LBB</b>	oak on ash	+\$0
<b>LBC</b>	walnut on ash	+\$0
<b>LBD</b>	dark brown walnut	+\$0
<b>LBR</b>	phantom ecru	+\$0
<b>LBS</b>	phantom cocoa	+\$0
<b>LBU</b>	medium matte walnut	+\$0
<b>LBV</b>	warm grey teak	+\$0
<b>LBE</b>	medium red walnut	+\$0
<b>76</b>	light brown walnut	+\$0
<b>HX</b>	aged cherry	+\$0
<b>HY</b>	walnut on cherry	+\$0

Zephyr Laminate		
<b>28</b>	canyon	+\$0
<b>29</b>	misted	+\$0

Step 11. Edge Finish		
For 1 <sup>1</sup> / <sub>4</sub> "-high laminate top with thermoplastic edge (TL)		
<b>28</b>	canyon	+\$0
<b>29</b>	misted	+\$0
<b>76</b>	light brown walnut	+\$0
<b>8Q</b>	folkstone grey	+\$0
<b>91</b>	white	+\$0
<b>98</b>	studio white	+\$0
<b>BU</b>	black umber	+\$0
<b>CL</b>	cool grey neutral	+\$0
<b>G2</b>	graphite satin	+\$0
<b>HF</b>	inner tone light	+\$0
<b>HM</b>	natural maple	+\$0
<b>HP</b>	light anigre	+\$0
<b>HT</b>	inner tone	+\$0
<b>HX</b>	aged cherry	+\$0

<b>HY</b>	walnut on cherry	+\$0
<b>LA</b>	light ash	+\$0
<b>LBA</b>	clear on ash	+\$0
<b>LBB</b>	oak on ash	+\$0
<b>LBC</b>	walnut on ash	+\$0
<b>LBD</b>	dark brown walnut	+\$0
<b>LBR</b>	phantom ecru	+\$0
<b>LBS</b>	phantom cocoa	+\$0
<b>LBU</b>	medium matte walnut	+\$0
<b>LBV</b>	warm grey teak	+\$0
<b>LBE</b>	medium red walnut	+\$0
<b>LBK</b>	pewter mesh	+\$0
<b>LBL</b>	steel mesh	+\$0
<b>LBM</b>	crisp linen	+\$0
<b>LBN</b>	classic linen	+\$0
<b>LBP</b>	casual linen	+\$0
<b>LBF</b>	neutral twill	+\$0
<b>LBG</b>	sarum twill	+\$0
<b>LBH</b>	earthen twill	+\$0
<b>LBJ</b>	graphite twill	+\$0
<b>LBQ</b>	white twill	+\$0
<b>LM</b>	mahogany	+\$0
<b>LU</b>	soft white	+\$0
<b>MT</b>	medium tone	+\$0
<b>SG</b>	slate grey	+\$0
<b>WA</b>	wheat	+\$0
<b>WL</b>	sandstone	+\$0
<b>WN</b>	warm grey neutral	+\$0

Step 12. Lock		
For no top (NT), 1 <sup>1</sup> / <sub>4</sub> "-high laminate top with thermoplastic edge (TL), or 1 <sup>1</sup> / <sub>8</sub> "-high wood veneer top and wood composite edge with oversail front (TV1)		
<b>NL</b>	no lock	-\$30

For 1"-high painted metal top with squared edge (T1), 1 <sup>1</sup> / <sub>4</sub> "-high painted metal top with squared edge (T2), 1 <sup>1</sup> / <sub>4</sub> "-high painted metal top with radius edge (T3), Ethospace® pedestal top (TE3), 1 <sup>1</sup> / <sub>4</sub> "-high laminate top with thermoplastic edge (TL), 1 <sup>1</sup> / <sub>4</sub> "-high recut veneer top (TR), or 1 <sup>1</sup> / <sub>4</sub> "-high wood veneer top (TF)		
<b>KA</b>	keyed alike	-\$10
<b>KC</b>	keyed differently, chrome	+\$0
<b>KD</b>	keyed differently, black	+\$0

# Bar-Pull Freestanding Pedestal

*continued*

## Step 13. Pull Finish

### Metallic Paint

<b>CN</b>	metallic champagne	+\$0
<b>MS</b>	metallic silver	+\$0

### Sand Texture Paint

<b>BK</b>	black	+\$0
<b>79</b>	green apple	+\$10
<b>MY3</b>	yellow oxide	+\$10
<b>RO</b>	red	+\$10
<b>TRQ</b>	turquoise	+\$10

### Smooth Paint

<b>8Q</b>	folkstone grey	+\$0
<b>91</b>	white	+\$0
<b>98</b>	studio white	+\$0
<b>G1</b>	graphite	+\$0
<b>WL</b>	sandstone	+\$0

## Step 14. Base Height

<b>B1</b>	1"-high base	+\$0
<b>B2</b>	1½"-high base	+\$0
<b>B3</b>	2¼"-high base	+\$0
<b>B4</b>	3¼"-high base	+\$0
<b>BA</b>	1"-high recessed base	+\$32
<b>BB</b>	1½"-high recessed base	+\$32
<b>BC</b>	2¼"-high recessed base	+\$32
<b>BD</b>	3¼"-high recessed base	+\$32
<b>B5</b>	4¼"-high base	+\$32

## Step 15. Counterweight

<b>NO</b>	no counterweight	+\$0
<b>CB</b>	counterweight	+\$88

## Step 16. Compressor

### For file/file (FF)

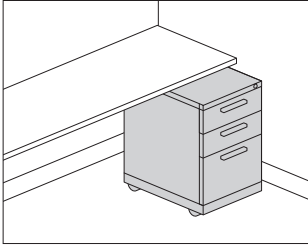
<b>DC</b>	hanging rail, no compressor	-\$24
<b>C</b>	standard compressor	+\$0

### For box/box/file (BBF) or personal/personal/box/file (PPBF)

<b>DC</b>	hanging rail, no compressor	-\$12
<b>DC</b>	hanging rail, no compressor	+\$0
<b>C</b>	standard compressor	+\$0

# Bar-Pull Mobile Pedestal

M1KP-  
M1KV-



## Product Information

### Description

This 15"-wide mobile pedestal has bar pulls and smooth or textured steel. It has no top or a metal, laminate, or veneer top. The pedestal has a 2½"-high base with casters and counterweights.

Actual pedestal depths are 17⅞", 21⅞", or 27⅞". The pedestal is available in a variety of drawer configurations. File drawers include a file compressor; box drawers include an adjustable drawer divider. The pedestal with squared-edge metal top is available with a hand grip; the 22"- and 28"-deep pedestals with squared-edge metal tops are available with transit handles.

### Notes

Grain direction is vertical for veneer-front pedestals.

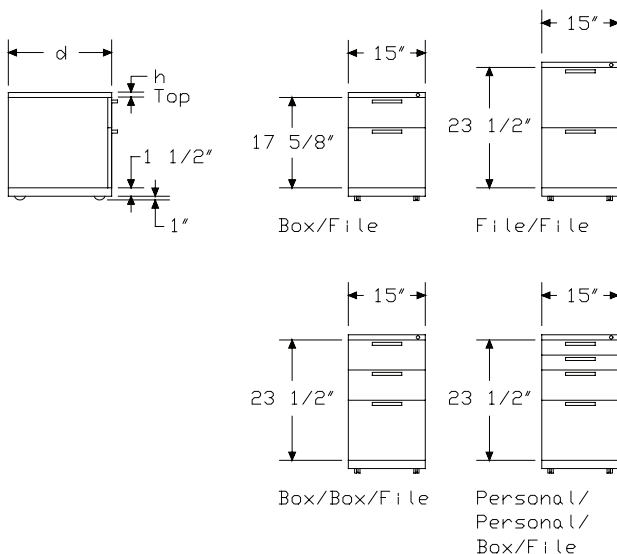
Order optional accessories separately:

- Drawer divider (73-1567-D)
- File drawer organizer (73-9874-FDO)
- File drawer organizer (LG901)
- Pencil tray (73-1516-PT)
- Stationery tray (73-7082-SST)

No lock option (NL) can only be specified on pedestals with no top option (NT), laminate top option (TL), or veneer top option (TV1).

For keyed-alike locks, order lock plugs separately. See Keyed-Alike Information in Appendices.

### Dimensions



## Specification Information

### Step 1.

**M1K**

### Step 2. Front Material

- P-** painted metal front  
**V-** veneer front

### Step 3. Width

**15** 15" wide

### Step 4. Depth

- 18-** 18" deep  
**22-** 22" deep  
**28-** 28" deep

### Step 5. Configuration

- BF** box/file  
**FF** file/file  
**BBF** box/box/file  
**PPBF** personal/personal/box/file

### Prices for Steps 1-5.

			<b>BF</b>	<b>FF</b>	<b>BBF</b>	<b>PPBF</b>
<b>M1KP-</b>	<b>15</b>	<b>18-</b>	\$747	850	880	957
		<b>22-</b>	\$764	874	904	983
		<b>28-</b>	\$790	911	930	1013

			<b>BF</b>	<b>FF</b>	<b>BBF</b>	<b>PPBF</b>
<b>M1KV-</b>	<b>15</b>	<b>18-</b>	\$1189	1348	1464	1637
		<b>22-</b>	\$1207	1376	1492	1664
		<b>28-</b>	\$1238	1416	1530	1708

### Step 6. Paint/Steel Type

- SS** smooth paint on smooth steel +\$0  
**TS** smooth paint on textured steel +\$20  
**XS** textured paint on smooth steel +\$0



## Step 7. Surface Finish

## Nonmetallic Paint

*For smooth paint on smooth steel (SS) or smooth paint on textured steel (TS)*

<b>8Q</b>	folkstone grey	+\$0
<b>91</b>	white	+\$0
<b>98</b>	studio white <span style="border: 1px solid black; padding: 0 2px;">A</span>	+\$0
<b>9J</b>	sparrow	+\$0
<b>BU</b>	black umber	+\$0
<b>G2</b>	graphite satin	+\$0
<b>HF</b>	inner tone light	+\$0
<b>HT</b>	inner tone	+\$0
<b>LT</b>	light tone	+\$0
<b>LU</b>	soft white	+\$0
<b>MT</b>	medium tone	+\$0
<b>SG</b>	slate grey	+\$0
<b>WA</b>	wheat	+\$0
<b>WL</b>	sandstone	+\$0

## Metallic Paint

*For smooth paint on smooth steel (SS) or smooth paint on textured steel (TS)*

<b>1209</b>	platinum	+\$0
<b>1210</b>	hematite	+\$0
<b>1212</b>	bronzite	+\$0
<b>CN</b>	metallic champagne	+\$0
<b>EH</b>	metallic bronze	+\$0
<b>MS</b>	metallic silver	+\$0

## Sand Texture Paint

*For textured paint on smooth steel (XS)*

<b>91</b>	white	+\$0
<b>98</b>	studio white <span style="border: 1px solid black; padding: 0 2px;">A</span>	+\$0
<b>BK</b>	black	+\$0
<b>CL</b>	cool grey neutral	+\$0
<b>G1</b>	graphite	+\$0
<b>WN</b>	warm grey neutral	+\$0

## Step 8. Top

## For painted metal front (P-)

<b>NT</b>	no top	+\$0
<b>T1</b>	1"-high painted metal top with squared edge	+\$0
<b>T2</b>	1 $\frac{1}{4}$ "-high painted metal top with squared edge	+\$0
<b>T3</b>	1 $\frac{1}{4}$ "-high painted metal top with radius edge	+\$48
<b>TL</b>	1 $\frac{1}{4}$ "-high laminate top with thermoplastic edge	+\$63
<b>TR</b>	1 $\frac{1}{4}$ "-high recut veneer top <span style="border: 1px solid black; padding: 0 2px;">A</span>	+\$112
<b>TF</b>	1 $\frac{1}{4}$ "-high wood veneer top <span style="border: 1px solid black; padding: 0 2px;">A</span>	+\$136
<b>TV1</b>	1 $\frac{1}{8}$ "-high wood veneer top and wood composite edge with oversail front <span style="border: 1px solid black; padding: 0 2px;">A</span>	+\$232

## For veneer front (V-)

<b>NT</b>	no top	+\$0
<b>T1</b>	1"-high painted metal top with squared edge	+\$0
<b>T2</b>	1 $\frac{1}{4}$ "-high painted metal top with squared edge	+\$0
<b>T3</b>	1 $\frac{1}{4}$ "-high painted metal top with radius edge	+\$48
<b>TL</b>	1 $\frac{1}{4}$ "-high laminate top with thermoplastic edge	+\$63
<b>TF</b>	1 $\frac{1}{4}$ "-high wood veneer top <span style="border: 1px solid black; padding: 0 2px;">A</span>	+\$136
<b>TV1</b>	1 $\frac{1}{8}$ "-high wood veneer top and wood composite edge with oversail front <span style="border: 1px solid black; padding: 0 2px;">A</span>	+\$232

## Step 9.

## Veneer Top Finish: Wood Veneer

*For painted metal front (P-) with 1 $\frac{1}{8}$ "-high wood veneer top and wood composite edge with oversail front (TV1)*

<b>40</b>	dark brown walnut <span style="border: 1px solid black; padding: 0 2px;">A</span>	+\$20
<b>ED</b>	aged cherry <span style="border: 1px solid black; padding: 0 2px;">A</span>	+\$20
<b>EK</b>	medium red walnut <span style="border: 1px solid black; padding: 0 2px;">A</span>	+\$20
<b>EW</b>	medium matte walnut <span style="border: 1px solid black; padding: 0 2px;">A</span>	+\$20
<b>ET</b>	clear on ash <span style="border: 1px solid black; padding: 0 2px;">A</span>	+\$20
<b>EU</b>	oak on ash <span style="border: 1px solid black; padding: 0 2px;">A</span>	+\$20
<b>EV</b>	walnut on ash <span style="border: 1px solid black; padding: 0 2px;">A</span>	+\$20
<b>UL</b>	natural maple <span style="border: 1px solid black; padding: 0 2px;">A</span>	+\$20
<b>UX</b>	walnut on cherry <span style="border: 1px solid black; padding: 0 2px;">A</span>	+\$20











## Veneer Top Finish: Recut Veneer

*For painted metal front (P-) with 1 $\frac{1}{4}$ "-high recut veneer top (TR)*

<b>RA</b>	light ash <span style="border: 1px solid black; padding: 0 2px;">A</span>	+\$0
<b>RK</b>	mahogany dark <span style="border: 1px solid black; padding: 0 2px;">A</span>	+\$0
<b>RM</b>	mahogany <span style="border: 1px solid black; padding: 0 2px;">A</span>	+\$0










## Veneer Top Finish: Wood Veneer

*For painted metal front (P-) with 1 1/4"-high wood veneer top (TF)*

<b>2U</b>	light brown walnut 	+\$20
<b>40</b>	dark brown walnut 	+\$20
<b>ED</b>	aged cherry 	+\$20
<b>EK</b>	medium red walnut 	+\$20
<b>EW</b>	medium matte walnut 	+\$20
<b>ET</b>	clear on ash 	+\$20
<b>EU</b>	oak on ash 	+\$20
<b>EV</b>	walnut on ash 	+\$20
<b>UL</b>	natural maple 	+\$20
<b>UX</b>	walnut on cherry 	+\$20











## Veneer Front/Top Finish: Wood Veneer

*For veneer front (V-) with 1 1/8"-high wood veneer top and wood composite edge with oversail front (TV1)*

<b>40</b>	dark brown walnut 	+\$28
<b>ED</b>	aged cherry 	+\$28
<b>EK</b>	medium red walnut 	+\$28
<b>EW</b>	medium matte walnut 	+\$28
<b>ET</b>	clear on ash 	+\$28
<b>EU</b>	oak on ash 	+\$28
<b>EV</b>	walnut on ash 	+\$28
<b>UL</b>	natural maple 	+\$28
<b>UX</b>	walnut on cherry 	+\$28











## Veneer Front Finish: Wood Veneer

*For veneer front (V-) with no top (NT), 1"-high painted metal top with squared edge (T1), 1 1/4"-high painted metal top with squared edge (T2), or 1 1/4"-high painted metal top with radius edge (T3), or 1 1/4"-high laminate top with thermoplastic edge (TL)*

<b>2U</b>	light brown walnut 	+\$28
<b>40</b>	dark brown walnut 	+\$28
<b>ED</b>	aged cherry 	+\$28
<b>EK</b>	medium red walnut 	+\$28
<b>EW</b>	medium matte walnut 	+\$28
<b>ET</b>	clear on ash 	+\$28
<b>EU</b>	oak on ash 	+\$28
<b>EV</b>	walnut on ash 	+\$28
<b>UL</b>	natural maple 	+\$28
<b>UX</b>	walnut on cherry 	+\$28

## Veneer Front/Top Finish: Wood Veneer

*For veneer front (V-) with 1 1/4"-high wood veneer top (TF)*

<b>2U</b>	light brown walnut 	+\$28
<b>40</b>	dark brown walnut 	+\$28
<b>ED</b>	aged cherry 	+\$28
<b>EK</b>	medium red walnut 	+\$28
<b>EW</b>	medium matte walnut 	+\$28
<b>ET</b>	clear on ash 	+\$28
<b>EU</b>	oak on ash 	+\$28
<b>EV</b>	walnut on ash 	+\$28
<b>UL</b>	natural maple 	+\$28
<b>UX</b>	walnut on cherry 	+\$28

## Step 10. Top Finish

*For 1 1/4"-high laminate top with thermoplastic edge (TL)*

### Solid-Color Laminate

<b>8Q</b>	folkstone grey	+\$0
<b>91</b>	white	+\$0
<b>98</b>	studio white	+\$0
<b>CL</b>	cool grey neutral	+\$0
<b>HF</b>	inner tone light	+\$0
<b>HT</b>	inner tone	+\$0
<b>LT</b>	light tone	+\$0
<b>LU</b>	soft white	+\$0
<b>WL</b>	sandstone	+\$0
<b>WN</b>	warm grey neutral	+\$0

### Linen Laminate

<b>LBM</b>	crisp linen	+\$0
<b>LBN</b>	classic linen	+\$0
<b>LBP</b>	casual linen	+\$0

### Mesh Laminate

<b>LBK</b>	pewter mesh	+\$0
------------	-------------	------

### Twill Laminate

<b>LBF</b>	neutral twill	+\$0
<b>LBG</b>	sarum twill	+\$0
<b>LBH</b>	earthen twill	+\$0
<b>LBJ</b>	graphite twill	+\$0
<b>LBQ</b>	white twill	+\$0

Wood-Grain Laminate		
<b>HM</b>	natural maple	+\$0
<b>HP</b>	light anigre	+\$0
<b>LA</b>	light ash	+\$0
<b>LBA</b>	clear on ash	+\$0
<b>LBB</b>	oak on ash	+\$0
<b>LBC</b>	walnut on ash	+\$0
<b>LBD</b>	dark brown walnut	+\$0
<b>LBR</b>	phantom ecru	+\$0
<b>LBS</b>	phantom cocoa	+\$0
<b>LBU</b>	medium matte walnut	+\$0
<b>LBV</b>	warm grey teak	+\$0
<b>LBE</b>	medium red walnut	+\$0
<b>76</b>	light brown walnut	+\$0
<b>HX</b>	aged cherry	+\$0
<b>HY</b>	walnut on cherry	+\$0

Zephyr Laminate		
<b>28</b>	canyon	+\$0
<b>29</b>	misted	+\$0

#### Step 11. Edge Finish

*For 1 1/4"-high laminate top with thermoplastic edge (TL)*

<b>28</b>	canyon	+\$0
<b>29</b>	misted	+\$0
<b>76</b>	light brown walnut	+\$0
<b>8Q</b>	folkstone grey	+\$0
<b>91</b>	white	+\$0
<b>98</b>	studio white	+\$0
<b>BU</b>	black umber	+\$0
<b>CL</b>	cool grey neutral	+\$0
<b>G2</b>	graphite satin	+\$0
<b>HF</b>	inner tone light	+\$0
<b>HM</b>	natural maple	+\$0
<b>HP</b>	light anigre	+\$0
<b>HT</b>	inner tone	+\$0
<b>HX</b>	aged cherry	+\$0
<b>HY</b>	walnut on cherry	+\$0
<b>LA</b>	light ash	+\$0
<b>LBA</b>	clear on ash	+\$0
<b>LBB</b>	oak on ash	+\$0
<b>LBC</b>	walnut on ash	+\$0
<b>LBD</b>	dark brown walnut	+\$0
<b>LBR</b>	phantom ecru	+\$0
<b>LBS</b>	phantom cocoa	+\$0
<b>LBU</b>	medium matte walnut	+\$0
<b>LBV</b>	warm grey teak	+\$0

<b>LBE</b>	medium red walnut	+\$0
<b>LBK</b>	pewter mesh	+\$0
<b>LBL</b>	steel mesh	+\$0
<b>LBM</b>	crisp linen	+\$0
<b>LBN</b>	classic linen	+\$0
<b>LBP</b>	casual linen	+\$0
<b>LBF</b>	neutral twill	+\$0
<b>LBG</b>	sarum twill	+\$0
<b>LBH</b>	earthen twill	+\$0
<b>LBJ</b>	graphite twill	+\$0
<b>LBQ</b>	white twill	+\$0
<b>LM</b>	mahogany	+\$0
<b>LU</b>	soft white	+\$0
<b>MT</b>	medium tone	+\$0
<b>SG</b>	slate grey	+\$0
<b>WA</b>	wheat	+\$0
<b>WL</b>	sandstone	+\$0
<b>WN</b>	warm grey neutral	+\$0

#### Step 12. Lock

*For no top (NT), 1 1/4"-high laminate top with thermoplastic edge (TL), or 1 1/8"-high wood veneer top and wood composite edge with oversail front (TV1)*

<b>NL</b>	no lock	-\$30
-----------	---------	-------

*For 1"-high painted metal top with squared edge (T1), 1 1/4"-high painted metal top with squared edge (T2), 1 1/4"-high painted metal top with radius edge (T3), 1 1/4"-high recut veneer top (TR), or 1 1/4"-high wood veneer top (TF)*

<b>KA</b>	keyed alike	-\$10
<b>KC</b>	keyed differently, chrome	+\$0
<b>KD</b>	keyed differently, black	+\$0

#### Step 13. Handle

*For 18" deep (18-) with 1"-high painted metal top with squared edge (T1), or 1 1/4"-high painted metal top with squared edge (T2)*

<b>HN</b>	no hand grip or transit handle	+\$0
<b>H1</b>	hand grip only	+\$48

*For 22" deep (22-) or 28" deep (28-) with 1"-high painted metal top with squared edge (T1), or 1 1/4"-high painted metal top with squared edge (T2)*

<b>HN</b>	no hand grip or transit handle	+\$0
<b>H1</b>	hand grip only	+\$48
<b>H2</b>	transit handle only	+\$95
<b>H3</b>	hand grip and transit handle	+\$142

## Step 14. Pull Finish

<b>CN</b>	metallic champagne <input type="checkbox"/> A	+\$0
<b>MS</b>	metallic silver	+\$0

## Sand Texture Paint

<b>79</b>	green apple <input type="checkbox"/> A	+\$0
<b>BK</b>	black	+\$0
<b>MY3</b>	yellow oxide <input type="checkbox"/> A	+\$0
<b>RO</b>	red <input type="checkbox"/> A	+\$0
<b>TRQ</b>	turquoise <input type="checkbox"/> A	+\$0

## Smooth Paint

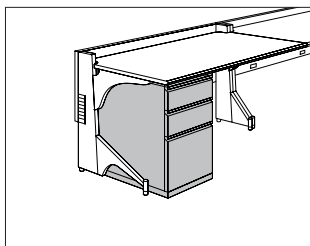
<b>8Q</b>	folkstone grey	+\$0
<b>91</b>	white	+\$0
<b>98</b>	studio white	+\$0
<b>G1</b>	graphite	+\$0
<b>WL</b>	sandstone	+\$0

## Step 15. Compressor

*For box/file (BF), box/box/file (BBF), or personal/personal/box/file (PPBF)*

<b>DC</b>	hanging rail, no compressor	-\$12
<b>C</b>	standard compressor	+\$0

# Bevel-Pull Freestanding Pedestal F14-1



## Product Information

### Description

This 15"- or 18"-wide freestanding pedestal has bevel pulls and smooth or textured steel. It has no top or a metal, laminate, or veneer top. 5 base heights are available; all bases include adjustable glides. Actual pedestal depths are 17<sup>7</sup>/<sub>8</sub>", 21<sup>7</sup>/<sub>8</sub>", or 27<sup>7</sup>/<sub>8</sub>". The pedestal is available in a variety of drawer configurations. File drawers include a file compressor; box drawers include an adjustable drawer divider.

### Notes

For additional stability, specify counterweight option (CB).

Stacking pedestals is not recommended.

When Ethospace® pedestal top (TE3) is required on pedestal configurations FF, BBF, PPBF, and BBBB, the 1<sup>1</sup>/<sub>2</sub>"-high base (B2) is recommended.

Order optional accessories for 15"-wide pedestal separately:

- Drawer divider (73-1567-D)
- File drawer organizer (73-9874-FDO)
- File drawer organizer (LG901)
- Pencil tray (73-1516-PT)
- Stationery tray (73-7082-SST)

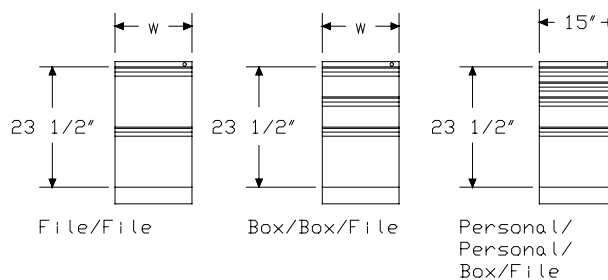
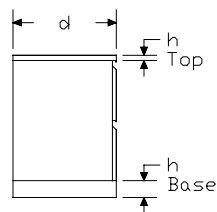
Order optional accessories for 18"-wide pedestal separately:

- Drawer divider (73-1867-D)
- File drawer organizer (LG901)
- Pencil tray (73-1816-PT)
- Stationery tray (73-7082-SST-SP)

No lock option (NL) can only be specified on pedestals with no top option (NT), laminate top option (TL), or veneer top option (TV1).

For keyed-alike locks, order lock plugs separately. See Keyed-Alike Information in Appendices.

## Dimensions



# Bevel-Pull Freestanding Pedestal

continued

Specification Information					
Step 1.					
F14-					
Step 2. Width					
15	15" wide				
18	18" wide				
Step 3. Depth					
18-	18" deep				
22-	22" deep				
28-	28" deep				
Step 4. Configuration					
For 15" wide (15)					
FF	file/file				
BBF	box/box/file				
PPBF	personal/personal/box/file				
BBBB	box/box/box/box				
For 18" wide (18)					
FF	file/file				
BBF	box/box/file				
BBBB	box/box/box/box				
Prices for Steps 1-4.					
		FF	BBF	PPBF	BBBB
F14-15	18-	\$663	692	770	813
	22-	\$688	716	796	837
	28-	\$705	745	824	865
F14-18	18-	\$688	722	—	842
	22-	\$719	747	—	867
	28-	\$745	773	—	893
Step 5. Paint/Steel Type					
SS	smooth paint on smooth steel				+\$0
TS	smooth paint on textured steel				+\$20
XS	textured paint on smooth steel				+\$0

Step 6. Surface Finish		
Nonmetallic Paint		
<i>For smooth paint on smooth steel (SS) or smooth paint on textured steel (TS)</i>		
<b>8Q</b>	folkstone grey	+\$0
<b>91</b>	white	+\$0
<b>98</b>	studio white <span>A</span>	+\$0
<b>9J</b>	sparrow	+\$0
<b>BU</b>	black umber	+\$0
<b>G2</b>	graphite satin	+\$0
<b>HF</b>	inner tone light	+\$0
<b>HT</b>	inner tone	+\$0
<b>LT</b>	light tone	+\$0
<b>LU</b>	soft white	+\$0
<b>MT</b>	medium tone	+\$0
<b>SG</b>	slate grey	+\$0
<b>WA</b>	wheat	+\$0
<b>WL</b>	sandstone	+\$0
Metallic Paint		
<i>For smooth paint on smooth steel (SS) or smooth paint on textured steel (TS)</i>		
<b>1209</b>	platinum	+\$0
<b>1210</b>	hematite	+\$0
<b>1212</b>	bronzite	+\$0
<b>CN</b>	metallic champagne	+\$0
<b>EH</b>	metallic bronze	+\$0
<b>MS</b>	metallic silver	+\$0
Sand Texture Paint		
<i>For textured paint on smooth steel (XS)</i>		
<b>91</b>	white	+\$0
<b>98</b>	studio white <span>A</span>	+\$0
<b>BK</b>	black	+\$0
<b>CL</b>	cool grey neutral	+\$0
<b>G1</b>	graphite	+\$0
<b>WN</b>	warm grey neutral	+\$0

# Bevel-Pull Freestanding Pedestal

continued

## Step 7. Top

*Ethospace® Pedestal Top (TE3) available only on 15"-wide, 22"- or 28"-deep pedestals.*

<b>NT</b>	no top	+\$0
<b>T1</b>	1"-high painted metal top with squared edge	+\$0
<b>T2</b>	1 1/4"-high painted metal top with squared edge	+\$0
<b>T3</b>	1 1/4"-high painted metal top with radius edge	+\$48
<b>TL</b>	1 1/4"-high laminate top with thermoplastic edge	+\$63
<b>TR</b>	1 1/4"-high recut veneer top <b>A</b>	+\$112
<b>TF</b>	1 1/4"-high wood veneer top <b>A</b>	+\$136
<b>TV1</b>	1 1/8"-high wood veneer top and wood composite edge with oversail front <b>A</b>	+\$232

*For 15" wide (15) with 22" deep (22-), or 28" deep (28-)*

<b>NT</b>	no top	+\$0
<b>T1</b>	1"-high painted metal top with squared edge	+\$0
<b>T2</b>	1 1/4"-high painted metal top with squared edge	+\$0
<b>TE3</b>	Ethospace® pedestal top	+\$46
<b>T3</b>	1 1/4"-high painted metal top with radius edge	+\$48
<b>TL</b>	1 1/4"-high laminate top with thermoplastic edge	+\$63
<b>TR</b>	1 1/4"-high recut veneer top <b>A</b>	+\$112
<b>TF</b>	1 1/4"-high wood veneer top <b>A</b>	+\$136
<b>TV1</b>	1 1/8"-high wood veneer top and wood composite edge with oversail front <b>A</b>	+\$232

## Step 8. Lock

*For no top (NT), 1 1/4"-high laminate top with thermoplastic edge (TL) AND 1 1/8"-high wood veneer top and wood composite edge with oversail front (TV1)*

<b>NL</b>	no lock	-\$30
-----------	---------	-------

*For 1"-high painted metal top with squared edge (T1), 1 1/4"-high painted metal top with squared edge (T2), 1 1/4"-high painted metal top with radius edge (T3), Ethospace® pedestal top (TE3), 1 1/4"-high recut veneer top (TR) AND 1 1/4"-high wood veneer top (TF)*

<b>KA</b>	keyed alike	-\$10
<b>KC</b>	keyed differently, chrome	+\$0
<b>KD</b>	keyed differently, black	+\$0

## Step 9.

Top Finish: Solid-Color Laminate

*For 1 1/4"-high laminate top with thermoplastic edge (TL)*

<b>8Q</b>	folkstone grey	+\$0
<b>91</b>	white	+\$0
<b>98</b>	studio white	+\$0
<b>CL</b>	cool grey neutral	+\$0
<b>HF</b>	inner tone light	+\$0
<b>HT</b>	inner tone	+\$0
<b>LU</b>	soft white	+\$0
<b>WL</b>	sandstone	+\$0
<b>WN</b>	warm grey neutral	+\$0

Top Finish: Linen Laminate

*For 1 1/4"-high laminate top with thermoplastic edge (TL)*

<b>LBM</b>	crisp linen	+\$0
<b>LBN</b>	classic linen	+\$0
<b>LBP</b>	casual linen	+\$0

Top Finish: Mesh Laminate

*For 1 1/4"-high laminate top with thermoplastic edge (TL)*

<b>LBK</b>	pewter mesh	+\$0
------------	-------------	------

Top Finish: Twill Laminate

*For 1 1/4"-high laminate top with thermoplastic edge (TL)*

<b>LBF</b>	neutral twill	+\$0
<b>LBG</b>	sarum twill	+\$0
<b>LBH</b>	earthen twill	+\$0
<b>LBJ</b>	graphite twill	+\$0
<b>LBQ</b>	white twill	+\$0

# Bevel-Pull Freestanding Pedestal

continued

Meridian® Pedestals

## Top Finish: Wood-Grain Laminate

For 1<sup>1</sup>/<sub>4</sub>"-high laminate top with thermoplastic edge (TL)

<b>HM</b>	natural maple	+\$0
<b>HP</b>	light anigre	+\$0
<b>LA</b>	light ash	+\$0
<b>LBA</b>	clear on ash	+\$0
<b>LBB</b>	oak on ash	+\$0
<b>LBC</b>	walnut on ash	+\$0
<b>LBD</b>	dark brown walnut	+\$0
<b>LBR</b>	phantom ecru	+\$0
<b>LBS</b>	phantom cocoa	+\$0
<b>LBU</b>	medium matte walnut	+\$0
<b>LBV</b>	warm grey teak	+\$0
<b>LBE</b>	medium red walnut	+\$0
<b>76</b>	light brown walnut	+\$0
<b>HX</b>	aged cherry	+\$0
<b>HY</b>	walnut on cherry	+\$0




## Top Finish: Zephyr Laminate

For 1<sup>1</sup>/<sub>4</sub>"-high laminate top with thermoplastic edge (TL)

<b>28</b>	canyon	+\$0
<b>29</b>	misted	+\$0











## Veneer Top Finish: Recut Veneer

For 1<sup>1</sup>/<sub>4</sub>"-high recut veneer top (TR)

<b>RA</b>	light ash 	+\$0
<b>RK</b>	mahogany dark 	+\$0
<b>RM</b>	mahogany 	+\$0










## Veneer Top Finish: Wood Veneer

For 1<sup>1</sup>/<sub>4</sub>"-high wood veneer top (TF)

<b>2U</b>	light brown walnut 	+\$20
<b>40</b>	dark brown walnut 	+\$20
<b>ED</b>	aged cherry 	+\$20
<b>EK</b>	medium red walnut 	+\$20
<b>EW</b>	medium matte walnut 	+\$20
<b>ET</b>	clear on ash 	+\$20
<b>EU</b>	oak on ash 	+\$20
<b>EV</b>	walnut on ash 	+\$20
<b>UL</b>	natural maple 	+\$20
<b>UX</b>	walnut on cherry 	+\$20

## Veneer Top Finish: Wood Veneer

For 1<sup>1</sup>/<sub>8</sub>"-high wood veneer top and wood composite edge with oversail front (TV<sub>1</sub>)

<b>40</b>	dark brown walnut 	+\$20
<b>ED</b>	aged cherry 	+\$20
<b>EK</b>	medium red walnut 	+\$20
<b>EW</b>	medium matte walnut 	+\$20
<b>ET</b>	clear on ash 	+\$20
<b>EU</b>	oak on ash 	+\$20
<b>EV</b>	walnut on ash 	+\$20
<b>UL</b>	natural maple 	+\$20
<b>UX</b>	walnut on cherry 	+\$20

## Step 10. Edge Finish

For 1<sup>1</sup>/<sub>4</sub>"-high laminate top with thermoplastic edge (TL)

<b>28</b>	canyon	+\$0
<b>29</b>	misted	+\$0
<b>76</b>	light brown walnut	+\$0
<b>8Q</b>	folkstone grey	+\$0
<b>91</b>	white	+\$0
<b>98</b>	studio white	+\$0
<b>BU</b>	black umber	+\$0
<b>CL</b>	cool grey neutral	+\$0
<b>G2</b>	graphite satin	+\$0
<b>HF</b>	inner tone light	+\$0
<b>HM</b>	natural maple	+\$0
<b>HP</b>	light anigre	+\$0
<b>HT</b>	inner tone	+\$0
<b>HX</b>	aged cherry	+\$0
<b>HY</b>	walnut on cherry	+\$0
<b>LA</b>	light ash	+\$0
<b>LBA</b>	clear on ash	+\$0
<b>LBB</b>	oak on ash	+\$0
<b>LBC</b>	walnut on ash	+\$0
<b>LBD</b>	dark brown walnut	+\$0
<b>LBR</b>	phantom ecru	+\$0
<b>LBS</b>	phantom cocoa	+\$0
<b>LBU</b>	medium matte walnut	+\$0
<b>LBV</b>	warm grey teak	+\$0
<b>LBE</b>	medium red walnut	+\$0
<b>LBK</b>	pewter mesh	+\$0
<b>LBL</b>	steel mesh	+\$0
<b>LBM</b>	crisp linen	+\$0
<b>LBN</b>	classic linen	+\$0
<b>LBP</b>	casual linen	+\$0
<b>LBF</b>	neutral twill	+\$0
<b>LBG</b>	sarum twill	+\$0



# Bevel-Pull Freestanding Pedestal

*continued*

<b>LBH</b>	earthen twill	+\$0
<b>LBJ</b>	graphite twill	+\$0
<b>LBQ</b>	white twill	+\$0
<b>LM</b>	mahogany	+\$0
<b>LU</b>	soft white	+\$0
<b>MT</b>	medium tone	+\$0
<b>SG</b>	slate grey	+\$0
<b>WA</b>	wheat	+\$0
<b>WL</b>	sandstone	+\$0
<b>WN</b>	warm grey neutral	+\$0

## Step 11. Base Height

<b>B1</b>	1"-high base	+\$0
<b>B2</b>	1½"-high base	+\$0
<b>B3</b>	2¼"-high base	+\$0
<b>B4</b>	3¼"-high base	+\$0
<b>BA</b>	1"-high recessed base	+\$32
<b>BB</b>	1½"-high recessed base	+\$32
<b>BC</b>	2¼"-high recessed base	+\$32
<b>BD</b>	3¼"-high recessed base	+\$32
<b>B5</b>	4¼"-high base	+\$32

## Step 12. Counterweight

<b>NO</b>	no counterweight	+\$0
<b>CB</b>	counterweight	+\$88

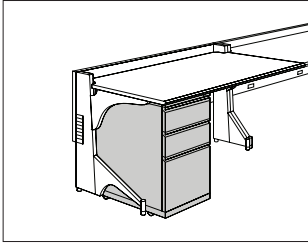
## Step 13. Compressor

### *For file/file (FF)*

<b>DC</b>	hanging rail, no compressor	-\$24
<b>C</b>	standard compressor	+\$0

### *For box/box/file (BBF) or personal/personal/box/file (PPBF)*

<b>DC</b>	hanging rail, no compressor	-\$12
<b>C</b>	standard compressor	+\$0



## Product Information

### Description

This 15"- or 18"-wide mobile pedestal has bevel pulls and smooth or textured steel. It has no top or a metal, laminate, or veneer top. The pedestal has a 2 1/2"-high base with casters and counterweights. Actual pedestal depths are 17 7/8", 21 7/8", or 27 7/8". The pedestal is available in a variety of drawer configurations. File drawers include a file compressor; box drawers include an adjustable drawer divider. The pedestal with squared-edge metal top is available with a hand grip; the 22"- and 28"-deep pedestals with squared-edge metal tops are available with transit handles.

### Notes

Order optional accessories for 15"-wide pedestal separately:

- Drawer divider (73-1567-D)
- File drawer organizer (73-9874-FDO)
- File drawer organizer (LG901)
- Pencil tray (73-1516-PT)
- Stationery tray (73-7082-SST)

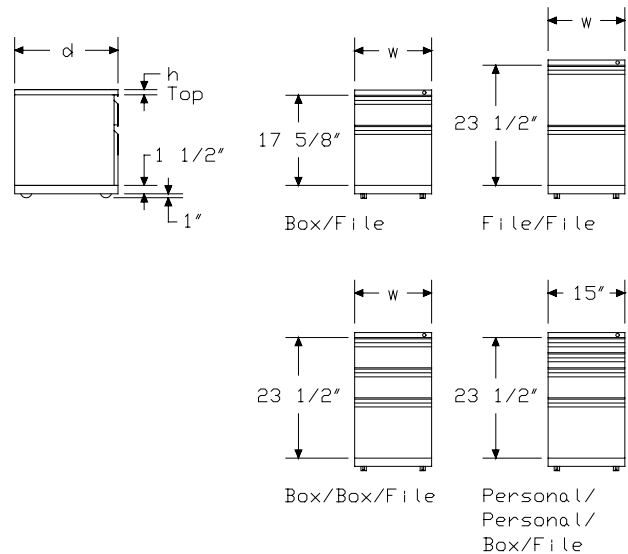
Order optional accessories for 18"-wide pedestal separately:

- Drawer divider (73-1867-D)
- File drawer organizer (LG901)
- Pencil tray (73-1816-PT)
- Stationery tray (73-7082-SST-SP)

No lock option (NL) can only be specified on pedestals with no top option (NT), laminate top option (TL), or veneer top option (TV1).

For keyed-alike locks, order lock plugs separately. See Keyed-Alike Information in Appendices.

## Dimensions



**Specification Information**
**Step 1.**
**M14-**
**Step 2. Width**
**15** 15" wide

**18** 18" wide

**Step 3. Depth**
**18-** 18" deep

**22-** 22" deep

**28-** 28" deep

**Step 4. Configuration**
**For 15" wide (15)**
**BF** box/file

**FF** file/file

**BBF** box/box/file

**PPBF** personal/personal/box/file

**BBB** box/box/box

**BBBB** box/box/box/box

**For 18" wide (18)**
**BF** box/file

**FF** file/file

**BBF** box/box/file

**BBB** box/box/box

**BBBB** box/box/box/box

**Prices for Steps 1-4.**

	<b>BF</b>	<b>FF</b>	<b>BBF</b>	<b>PPBF</b>	<b>BBB</b>	<b>BBBB</b>
<b>M14-15 18-</b>	\$705	809	838	915	821	958
<b>22-</b>	\$723	831	862	941	842	980
<b>28-</b>	\$749	868	889	971	867	1008
<b>M14-18 18-</b>	\$721	833	867	—	841	989
<b>22-</b>	\$739	863	891	—	857	1011
<b>28-</b>	\$762	889	917	—	884	1050

**Step 5. Paint/Steel Type**

<b>SS</b>	smooth paint on smooth steel	+\$0
<b>TS</b>	smooth paint on textured steel	+\$20
<b>XS</b>	textured paint on smooth steel	+\$0

**Step 6. Surface Finish**
**Nonmetallic Paint**
*For smooth paint on smooth steel (SS) or smooth paint on textured steel (TS)*

<b>8Q</b>	folkstone grey	+\$0
<b>91</b>	white	+\$0
<b>98</b>	studio white <b>A</b>	+\$0
<b>9J</b>	sparrow	+\$0
<b>BU</b>	black umber	+\$0
<b>G2</b>	graphite satin	+\$0
<b>HF</b>	inner tone light	+\$0
<b>HT</b>	inner tone	+\$0
<b>LT</b>	light tone	+\$0
<b>LU</b>	soft white	+\$0
<b>MT</b>	medium tone	+\$0
<b>SG</b>	slate grey	+\$0
<b>WA</b>	wheat	+\$0
<b>WL</b>	sandstone	+\$0

**Metallic Paint**
*For smooth paint on smooth steel (SS) or smooth paint on textured steel (TS)*

<b>1209</b>	platinum	+\$0
<b>1210</b>	hematite	+\$0
<b>1212</b>	bronzite	+\$0
<b>CN</b>	metallic champagne	+\$0
<b>EH</b>	metallic bronze	+\$0
<b>MS</b>	metallic silver	+\$0

**Sand Texture Paint**
*For textured paint on smooth steel (XS)*

<b>91</b>	white	+\$0
<b>98</b>	studio white	+\$0
<b>BK</b>	black	+\$0
<b>CL</b>	cool grey neutral	+\$0
<b>G1</b>	graphite	+\$0
<b>WN</b>	warm grey neutral	+\$0

## Step 7. Top

<b>NT</b>	no top	+\$0
<b>T1</b>	1"-high painted metal top with squared edge	+\$0
<b>T2</b>	1¼"-high painted metal top with squared edge	+\$0
<b>T3</b>	1¼"-high painted metal top with radius edge	+\$48
<b>TL</b>	1¼"-high laminate top with thermoplastic edge	+\$63
<b>TR</b>	1¼"-high recut veneer top <input type="checkbox"/>	+\$112
<b>TF</b>	1¼"-high wood veneer top <input type="checkbox"/>	+\$136
<b>TV1</b>	1⅛"-high wood veneer top and wood composite edge with oversail front <input type="checkbox"/>	+\$232

## Step 8. Lock

For no top (NT), 1¼"-high laminate top with thermoplastic edge (TL), or 1⅛"-high wood veneer top and wood composite edge with oversail front (TV1)

<b>NL</b>	no lock	-\$30
-----------	---------	-------

For 1"-high painted metal top with squared edge (T1), 1¼"-high painted metal top with squared edge (T2), 1¼"-high painted metal top with radius edge (T3), 1¼"-high recut veneer top (TR), or 1¼"-high wood veneer top (TF)

<b>KA</b>	keyed alike	-\$10
<b>KC</b>	keyed differently, chrome	+\$0
<b>KD</b>	keyed differently, black	+\$0

## Step 9.

## Veneer Top Finish: Wood Veneer

For 1¼"-high wood veneer top (TF)

<b>2U</b>	light brown walnut <input type="checkbox"/>	+\$20
<b>40</b>	dark brown walnut <input type="checkbox"/>	+\$20
<b>ED</b>	aged cherry <input type="checkbox"/>	+\$20
<b>EK</b>	medium red walnut <input type="checkbox"/>	+\$20
<b>EW</b>	medium matte walnut <input type="checkbox"/>	+\$20
<b>ET</b>	clear on ash <input type="checkbox"/>	+\$20
<b>EU</b>	oak on ash <input type="checkbox"/>	+\$20
<b>EV</b>	walnut on ash <input type="checkbox"/>	+\$20
<b>UL</b>	natural maple <input type="checkbox"/>	+\$20
<b>UX</b>	walnut on cherry <input type="checkbox"/>	+\$20

## Veneer Top Finish: Wood Veneer

For 1⅛"-high wood veneer top and wood composite edge with oversail front (TV1)

<b>40</b>	dark brown walnut <input type="checkbox"/>	+\$20
<b>ED</b>	aged cherry <input type="checkbox"/>	+\$20
<b>EK</b>	medium red walnut <input type="checkbox"/>	+\$20
<b>EW</b>	medium matte walnut <input type="checkbox"/>	+\$20
<b>ET</b>	clear on ash <input type="checkbox"/>	+\$20
<b>EU</b>	oak on ash <input type="checkbox"/>	+\$20
<b>EV</b>	walnut on ash <input type="checkbox"/>	+\$20
<b>UL</b>	natural maple <input type="checkbox"/>	+\$20
<b>UX</b>	walnut on cherry <input type="checkbox"/>	+\$20

## Veneer Top Finish: Recut Veneer

For 1¼"-high recut veneer top (TR)

<b>RA</b>	light ash <input type="checkbox"/>	+\$0
<b>RK</b>	mahogany dark <input type="checkbox"/>	+\$0
<b>RM</b>	mahogany <input type="checkbox"/>	+\$0

## Top Finish: Solid-Color Laminate

For 1¼"-high laminate top with thermoplastic edge (TL)

<b>8Q</b>	folkstone grey	+\$0
<b>91</b>	white	+\$0
<b>98</b>	studio white	+\$0
<b>CL</b>	cool grey neutral	+\$0
<b>HF</b>	inner tone light	+\$0
<b>HT</b>	inner tone	+\$0
<b>LT</b>	light tone	+\$0
<b>LU</b>	soft white	+\$0
<b>WL</b>	sandstone	+\$0
<b>WN</b>	warm grey neutral	+\$0

## Top Finish: Linen Laminate

For 1¼"-high laminate top with thermoplastic edge (TL)

<b>LBM</b>	crisp linen	+\$0
<b>LBN</b>	classic linen	+\$0
<b>LBP</b>	casual linen	+\$0

## Top Finish: Mesh Laminate

For 1¼"-high laminate top with thermoplastic edge (TL)

<b>LBK</b>	pewter mesh	+\$0
------------	-------------	------

## Top Finish: Twill Laminate

For 1<sup>1</sup>/<sub>4</sub>"-high laminate top with thermoplastic edge (TL)

<b>LBF</b>	neutral twill	+\$0
<b>LBG</b>	sarum twill	+\$0
<b>LBH</b>	earthen twill	+\$0
<b>LBJ</b>	graphite twill	+\$0
<b>LBQ</b>	white twill	+\$0

## Top Finish: Wood-Grain Laminate

For 1<sup>1</sup>/<sub>4</sub>"-high laminate top with thermoplastic edge (TL)

<b>HM</b>	natural maple	+\$0
<b>HP</b>	light anigre	+\$0
<b>LA</b>	light ash	+\$0
<b>LBA</b>	clear on ash	+\$0
<b>LBB</b>	oak on ash	+\$0
<b>LBC</b>	walnut on ash	+\$0
<b>LBD</b>	dark brown walnut	+\$0
<b>LBR</b>	phantom ecru	+\$0
<b>LBS</b>	phantom cocoa	+\$0
<b>LBU</b>	medium matte walnut	+\$0
<b>LBV</b>	warm grey teak	+\$0
<b>LBE</b>	medium red walnut	+\$0
<b>76</b>	light brown walnut	+\$0
<b>HX</b>	aged cherry	+\$0
<b>HY</b>	walnut on cherry	+\$0

## Top Finish: Zephyr Laminate

For 1<sup>1</sup>/<sub>4</sub>"-high laminate top with thermoplastic edge (TL)

<b>28</b>	canyon	+\$0
<b>29</b>	misted	+\$0

## Step 10. Edge Finish

For 1<sup>1</sup>/<sub>4</sub>"-high laminate top with thermoplastic edge (TL)

<b>28</b>	canyon	+\$0
<b>29</b>	misted	+\$0
<b>76</b>	light brown walnut	+\$0
<b>8Q</b>	folkstone grey	+\$0
<b>91</b>	white	+\$0
<b>98</b>	studio white	+\$0
<b>BU</b>	black umber	+\$0
<b>CL</b>	cool grey neutral	+\$0
<b>G2</b>	graphite satin	+\$0
<b>HF</b>	inner tone light	+\$0
<b>HM</b>	natural maple	+\$0
<b>HP</b>	light anigre	+\$0
<b>HT</b>	inner tone	+\$0
<b>HX</b>	aged cherry	+\$0

<b>HY</b>	walnut on cherry	+\$0
<b>LA</b>	light ash	+\$0
<b>LBA</b>	clear on ash	+\$0
<b>LBB</b>	oak on ash	+\$0
<b>LBC</b>	walnut on ash	+\$0
<b>LBD</b>	dark brown walnut	+\$0
<b>LBR</b>	phantom ecru	+\$0
<b>LBS</b>	phantom cocoa	+\$0
<b>LBU</b>	medium matte walnut	+\$0
<b>LBV</b>	warm grey teak	+\$0
<b>LBE</b>	medium red walnut	+\$0
<b>LBK</b>	pewter mesh	+\$0
<b>LBL</b>	steel mesh	+\$0
<b>LBM</b>	crisp linen	+\$0
<b>LBN</b>	classic linen	+\$0
<b>LBP</b>	casual linen	+\$0
<b>LBF</b>	neutral twill	+\$0
<b>LBG</b>	sarum twill	+\$0
<b>LBH</b>	earthen twill	+\$0
<b>LBJ</b>	graphite twill	+\$0
<b>LBQ</b>	white twill	+\$0
<b>LM</b>	mahogany	+\$0
<b>LU</b>	soft white	+\$0
<b>MT</b>	medium tone	+\$0
<b>SG</b>	slate grey	+\$0
<b>WA</b>	wheat	+\$0
<b>WL</b>	sandstone	+\$0
<b>WN</b>	warm grey neutral	+\$0

## Step 11. Handle

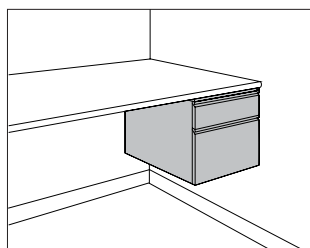
For 18" deep (18-) with 1"-high painted metal top with squared edge (T1), or 1<sup>1</sup>/<sub>4</sub>"-high painted metal top with squared edge (T2)

<b>HN</b>	no hand grip or transit handle	+\$0
<b>H1</b>	hand grip only	+\$48

For 22" deep (22-) or 28" deep (28-) with 1"-high painted metal top with squared edge (T1), or 1<sup>1</sup>/<sub>4</sub>"-high painted metal top with squared edge (T2)

<b>HN</b>	no hand grip or transit handle	+\$0
<b>H1</b>	hand grip only	+\$48
<b>H2</b>	transit handle only	+\$95
<b>H3</b>	hand grip and transit handle	+\$142

Step 12. Compressor		
<i>For box/file (BF), box/box/file (BBF), or personal/personal/box/file (PPBF)</i>		
DC	hanging rail, no compressor	-\$12
C	standard compressor	+\$0
<i>For file/file (FF)</i>		
DC	hanging rail, no compressor	-\$24
C	standard compressor	+\$0



## Product Information

### Description

This 15"- or 18"-wide pedestal mounts under a work surface and has full-width, bevel pulls and smooth or textured steel. It has a 1"-high suspension top with lock. 5 base heights are available. Mounting hardware is included.

Actual pedestal depths are 17<sup>7</sup>/<sub>8</sub>", 21<sup>7</sup>/<sub>8</sub>", or 27<sup>7</sup>/<sub>8</sub>". The pedestal is available in 2 drawer configurations. File drawers include a file compressor; box drawers include an adjustable drawer divider.

### Notes

Order optional accessories for 15"-wide pedestal separately:

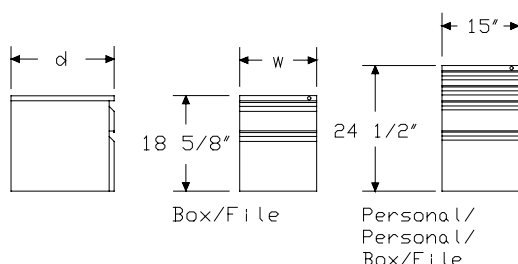
- Drawer divider (73-1567-D)
- File drawer organizer (73-9874-FDO)
- File drawer organizer (LG901)
- Pencil tray (73-1516-PT)
- Stationery tray (73-7082-SST)

Order optional accessories for 18"-wide pedestal separately:

- Drawer divider (73-1867-D)
- File drawer organizer (LG901)
- Pencil tray (73-1816-PT)
- Stationery tray (73-7082-SST-SP)

For keyed-alike locks, order lock plugs separately. See Keyed-Alike Information in Appendices.

### Dimensions



## Specification Information

### Step 1.

**S14-**

### Step 2. Width

**15** 15" wide

**18** 18" wide

### Step 3. Depth

**18-** 18" deep

**22-** 22" deep

**28-** 28" deep

### Step 4. Configuration

#### For 15" wide (15)

**BF** box/file

**PPBF** personal/personal/box/file

#### For 18" wide (18)

**BF** box/file

### Prices for Steps 1-4.

		BF	PPBF
<b>S14-15</b>	<b>18-</b>	\$504	714
	<b>22-</b>	\$515	733
	<b>28-</b>	\$530	752
<b>S14-18</b>	<b>18-</b>	\$518	—
	<b>22-</b>	\$531	—
	<b>28-</b>	\$544	—

### Step 5. Paint/Steel Type

<b>SS</b>	smooth paint on smooth steel	+\$0
<b>TS</b>	smooth paint on textured steel	+\$20
<b>XS</b>	textured paint on smooth steel	+\$0

# Bevel-Pull Suspended Pedestal

continued

## Step 6. Surface Finish

### Nonmetallic Paint

For smooth paint on smooth steel (SS) or smooth paint on textured steel (TS)

<b>8Q</b>	folkstone grey	+\$0
<b>91</b>	white	+\$0
<b>98</b>	studio white <input type="checkbox"/> A	+\$0
<b>9J</b>	sparrow	+\$0
<b>BU</b>	black umber	+\$0
<b>G2</b>	graphite satin	+\$0
<b>HF</b>	inner tone light	+\$0
<b>HT</b>	inner tone	+\$0
<b>LT</b>	light tone	+\$0
<b>LU</b>	soft white	+\$0
<b>MT</b>	medium tone	+\$0
<b>SG</b>	slate grey	+\$0
<b>WA</b>	wheat	+\$0
<b>WL</b>	sandstone	+\$0

### Metallic Paint

For smooth paint on smooth steel (SS) or smooth paint on textured steel (TS)

<b>1209</b>	platinum	+\$0
<b>1210</b>	hematite	+\$0
<b>1212</b>	bronzite	+\$0
<b>CN</b>	metallic champagne	+\$0
<b>EH</b>	metallic bronze	+\$0
<b>MS</b>	metallic silver	+\$0

### Sand Texture Paint

For textured paint on smooth steel (XS)

<b>91</b>	white	+\$0
<b>98</b>	studio white <input type="checkbox"/> A	+\$0
<b>BK</b>	black	+\$0
<b>CL</b>	cool grey neutral	+\$0
<b>G1</b>	graphite	+\$0
<b>WN</b>	warm grey neutral	+\$0

## Step 7. Lock

<b>KA</b>	keyed alike	-\$10
<b>KC</b>	keyed differently, chrome	+\$0
<b>KD</b>	keyed differently, black	+\$0

## Step 8. Base Height

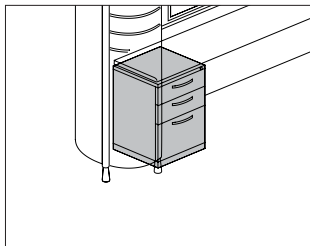
<b>NB</b>	no base	+\$0
<b>B1</b>	1"-high base	+\$56
<b>B2</b>	1½"-high base	+\$56
<b>B3</b>	2¼"-high base	+\$56
<b>B4</b>	3¼"-high base	+\$56
<b>BA</b>	1"-high recessed base	+\$84
<b>BB</b>	1½"-high recessed base	+\$84
<b>BC</b>	2¼"-high recessed base	+\$84
<b>BD</b>	3¼"-high recessed base	+\$84
<b>B5</b>	4¼"-high base	+\$84

## Step 9. Compressor

<b>DC</b>	hanging rail, no compressor	-\$12
<b>C</b>	standard compressor	+\$0



# Ellipse-Pull Freestanding Pedestal F1J-1



## Product Information

### Description

This 15"-wide freestanding pedestal has ellipse pulls and smooth steel. It has no top or a metal, laminate, or veneer top. 5 base heights are available; all bases include adjustable glides. Actual pedestal depths are 17<sup>7</sup>/<sub>8</sub>", 21<sup>7</sup>/<sub>8</sub>", or 27<sup>7</sup>/<sub>8</sub>". The pedestal is available in a variety of drawer configurations. File drawers include a file compressor; box drawers include an adjustable drawer divider.

### Notes

For additional stability, specify counterweight option (CB).

Stacking pedestals is not recommended.

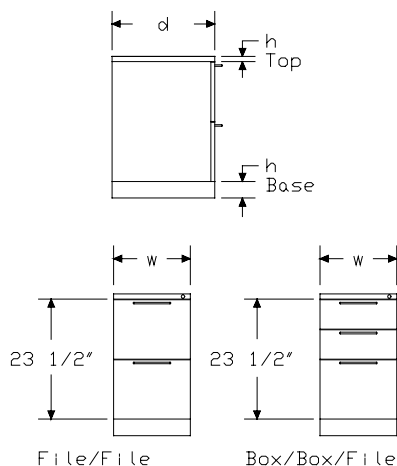
Order optional accessories separately:

- Drawer divider (73-1567-D)
- File drawer organizer (73-9874-FDO)
- File drawer organizer (LG901)
- Pencil tray (73-1516-PT)
- Stationery tray (73-7082-SST)

No lock option (NL) can only be specified on pedestals with no top option (NT) or laminate top option (TL).

For keyed-alike locks, order lock plugs separately. See Keyed-Alike Information in Appendices.

### Dimensions



## Specification Information

### Step 1.

**F1J-15** ☐

### Step 2. Depth

**18-** 18" deep ☐

**22-** 22" deep ☐

**28-** 28" deep ☐

### Step 3. Configuration

**FF** file/file ☐

**BBF** box/box/file ☐

### Prices for Steps 1-3.

		<b>FF</b>	<b>BBF</b>
<b>F1J-15</b>	<b>18-</b>	\$728	760
	<b>22-</b>	\$757	787
	<b>28-</b>	\$783	818

### Step 4. Paint/Steel Type

<b>SS</b>	smooth paint on smooth steel <input type="checkbox"/>	+\$0
<b>TS</b>	smooth paint on textured steel <input type="checkbox"/>	+\$20
<b>XS</b>	textured paint on smooth steel <input type="checkbox"/>	+\$0

### Step 5. Case Finish

#### Nonmetallic Paint

For smooth paint on smooth steel (SS) or smooth paint on textured steel (TS)

<b>8Q</b>	folkstone grey <input type="checkbox"/>	+\$0
<b>91</b>	white <input type="checkbox"/>	+\$0
<b>98</b>	studio white <input type="checkbox"/>	+\$0
<b>9J</b>	sparrow <input type="checkbox"/>	+\$0
<b>BU</b>	black umber <input type="checkbox"/>	+\$0
<b>G2</b>	graphite satin <input type="checkbox"/>	+\$0
<b>HF</b>	inner tone light <input type="checkbox"/>	+\$0
<b>HT</b>	inner tone <input type="checkbox"/>	+\$0
<b>LT</b>	light tone <input type="checkbox"/>	+\$0
<b>LU</b>	soft white <input type="checkbox"/>	+\$0
<b>MT</b>	medium tone <input type="checkbox"/>	+\$0
<b>SG</b>	slate grey <input type="checkbox"/>	+\$0
<b>WA</b>	wheat <input type="checkbox"/>	+\$0
<b>WL</b>	sandstone <input type="checkbox"/>	+\$0

# Ellipse-Pull Freestanding Pedestal

continued

Metallic Paint		
<i>For smooth paint on smooth steel (SS) or smooth paint on textured steel (TS)</i>		
<b>1209</b>	platinum <span>A</span>	+\$0
<b>1210</b>	hematite <span>A</span>	+\$0
<b>1212</b>	bronzite <span>A</span>	+\$0
<b>CN</b>	metallic champagne <span>A</span>	+\$0
<b>EH</b>	metallic bronze <span>A</span>	+\$0
<b>MS</b>	metallic silver <span>A</span>	+\$0

Sand Texture Paint		
<i>For textured paint on smooth steel (XS)</i>		
<b>91</b>	white <span>A</span>	+\$0
<b>98</b>	studio white <span>A</span>	+\$0
<b>BK</b>	black <span>A</span>	+\$0
<b>CL</b>	cool grey neutral <span>A</span>	+\$0
<b>G1</b>	graphite <span>A</span>	+\$0
<b>WN</b>	warm grey neutral <span>A</span>	+\$0

## Step 6. Front Finish

Nonmetallic Paint		
<i>For smooth paint on smooth steel (SS) or smooth paint on textured steel (TS)</i>		
<b>8Q</b>	folkstone grey <span>A</span>	+\$0
<b>91</b>	white <span>A</span>	+\$0
<b>98</b>	studio white <span>A</span>	+\$0
<b>9J</b>	sparrow <span>A</span>	+\$0
<b>BU</b>	black umber <span>A</span>	+\$0
<b>G2</b>	graphite satin <span>A</span>	+\$0
<b>HF</b>	inner tone light <span>A</span>	+\$0
<b>HT</b>	inner tone <span>A</span>	+\$0
<b>LT</b>	light tone <span>A</span>	+\$0
<b>LU</b>	soft white <span>A</span>	+\$0
<b>MT</b>	medium tone <span>A</span>	+\$0
<b>SG</b>	slate grey <span>A</span>	+\$0
<b>WA</b>	wheat <span>A</span>	+\$0
<b>WL</b>	sandstone <span>A</span>	+\$0

Metallic Paint		
<i>For smooth paint on smooth steel (SS) or smooth paint on textured steel (TS)</i>		
<b>1209</b>	platinum <span>A</span>	+\$0
<b>1210</b>	hematite <span>A</span>	+\$0
<b>1212</b>	bronzite <span>A</span>	+\$0
<b>CN</b>	metallic champagne <span>A</span>	+\$0
<b>EH</b>	metallic bronze <span>A</span>	+\$0
<b>MS</b>	metallic silver <span>A</span>	+\$0

Sand Texture Paint		
<i>For textured paint on smooth steel (XS)</i>		
<b>91</b>	white <span>A</span>	+\$0
<b>98</b>	studio white <span>A</span>	+\$0
<b>BK</b>	black <span>A</span>	+\$0
<b>CL</b>	cool grey neutral <span>A</span>	+\$0
<b>G1</b>	graphite <span>A</span>	+\$0
<b>WN</b>	warm grey neutral <span>A</span>	+\$0

## Step 7. Top

<b>NT</b>	no top <span>A</span>	+\$0
<b>T1</b>	1"-high painted metal top with squared edge <span>A</span>	+\$0
<b>T2</b>	1 <sup>1</sup> / <sub>4</sub> "-high painted metal top with squared edge <span>A</span>	+\$0
<b>T3</b>	1 <sup>1</sup> / <sub>4</sub> "-high painted metal top with radius edge <span>A</span>	+\$48
<b>TL</b>	1 <sup>1</sup> / <sub>4</sub> "-high laminate top with thermoplastic edge <span>A</span>	+\$63
<b>TR</b>	1 <sup>1</sup> / <sub>4</sub> "-high recut veneer top <span>A</span>	+\$112
<b>TF</b>	1 <sup>1</sup> / <sub>4</sub> "-high wood veneer top <span>A</span>	+\$136
<b>TV1</b>	1 <sup>1</sup> / <sub>8</sub> "-high wood veneer top and wood composite edge with oversail front <span>A</span>	+\$232

## Step 8. Lock

*For no top (NT), 1<sup>1</sup>/<sub>4</sub>"-high laminate top with thermoplastic edge (TL), or 1<sup>1</sup>/<sub>8</sub>"-high wood veneer top and wood composite edge with oversail front (TV1)*

<b>NL</b>	no lock <span>A</span>	-\$30
-----------	------------------------	-------

*For 1"-high painted metal top with squared edge (T1), 1<sup>1</sup>/<sub>4</sub>"-high painted metal top with squared edge (T2), 1<sup>1</sup>/<sub>4</sub>"-high painted metal top with radius edge (T3), 1<sup>1</sup>/<sub>4</sub>"-high recut veneer top (TR), or 1<sup>1</sup>/<sub>4</sub>"-high wood veneer top (TF)*

<b>KA</b>	keyed alike <span>A</span>	-\$10
<b>KC</b>	keyed differently, chrome <span>A</span>	+\$0
<b>KD</b>	keyed differently, black <span>A</span>	+\$0











# Ellipse-Pull Freestanding Pedestal

continued

## Step 9.










### Veneer Top Finish: Wood Veneer

#### For 1<sup>1</sup>/<sub>4</sub>"-high wood veneer top (TF)

<b>2U</b>	light brown walnut 	+\$20
<b>40</b>	dark brown walnut 	+\$20
<b>ED</b>	aged cherry 	+\$20
<b>EK</b>	medium red walnut 	+\$20
<b>EW</b>	medium matte walnut 	+\$20
<b>ET</b>	clear on ash 	+\$20
<b>EU</b>	oak on ash 	+\$20
<b>EV</b>	walnut on ash 	+\$20
<b>UL</b>	natural maple 	+\$20
<b>UX</b>	walnut on cherry 	+\$20

### Top Finish: Solid-Color Laminate

#### For 1<sup>1</sup>/<sub>4</sub>"-high laminate top with thermoplastic edge (TL)

<b>8Q</b>	folkstone grey 	+\$0
<b>91</b>	white 	+\$0
<b>98</b>	studio white	+\$0
<b>CL</b>	cool grey neutral 	+\$0
<b>HF</b>	inner tone light 	+\$0
<b>HT</b>	inner tone 	+\$0
<b>LT</b>	light tone 	+\$0
<b>LU</b>	soft white 	+\$0
<b>WL</b>	sandstone 	+\$0
<b>WN</b>	warm grey neutral 	+\$0

### Top Finish: Linen Laminate

#### For 1<sup>1</sup>/<sub>4</sub>"-high laminate top with thermoplastic edge (TL)

<b>LBM</b>	crisp linen	+\$0
<b>LBN</b>	classic linen	+\$0
<b>LBP</b>	casual linen	+\$0

### Top Finish: Mesh Laminate

#### For 1<sup>1</sup>/<sub>4</sub>"-high laminate top with thermoplastic edge (TL)

<b>LBK</b>	pewter mesh	+\$0
------------	-------------	------







### Top Finish: Twill Laminate

#### For 1<sup>1</sup>/<sub>4</sub>"-high laminate top with thermoplastic edge (TL)

<b>LBF</b>	neutral twill	+\$0
<b>LBG</b>	sarum twill	+\$0
<b>LBH</b>	earthen twill	+\$0
<b>LBJ</b>	graphite twill	+\$0
<b>LBQ</b>	white twill	+\$0

### Top Finish: Wood-Grain Laminate

#### For 1<sup>1</sup>/<sub>4</sub>"-high laminate top with thermoplastic edge (TL)

<b>HM</b>	natural maple 	+\$0
<b>HP</b>	light anigre 	+\$0
<b>LA</b>	light ash 	+\$0
<b>LBA</b>	clear on ash	+\$0
<b>LBB</b>	oak on ash	+\$0
<b>LBC</b>	walnut on ash	+\$0
<b>LBD</b>	dark brown walnut	+\$0
<b>LBR</b>	phantom ecru	+\$0
<b>LBS</b>	phantom cocoa	+\$0
<b>LBU</b>	medium matte walnut	+\$0
<b>LBV</b>	warm grey teak	+\$0
<b>LBE</b>	medium red walnut	+\$0
<b>76</b>	light brown walnut 	+\$0
<b>HX</b>	aged cherry 	+\$0
<b>HY</b>	walnut on cherry 	+\$0


### Top Finish: Zephyr Laminate

#### For 1<sup>1</sup>/<sub>4</sub>"-high laminate top with thermoplastic edge (TL)

<b>28</b>	canyon 	+\$0
<b>29</b>	misted 	+\$0










### Veneer Top Finish: Recut Veneer

#### For 1<sup>1</sup>/<sub>4</sub>"-high recut veneer top (TR)

<b>RA</b>	light ash 	+\$0
<b>RK</b>	mahogany dark 	+\$0
<b>RM</b>	mahogany 	+\$0


### Veneer Top Finish: Wood Veneer

#### For 1<sup>1</sup>/<sub>8</sub>"-high wood veneer top and wood composite edge with oversail front (TV<sub>1</sub>)

<b>40</b>	dark brown walnut 	+\$20
<b>ED</b>	aged cherry 	+\$20
<b>EK</b>	medium red walnut 	+\$20
<b>EW</b>	medium matte walnut 	+\$20
<b>ET</b>	clear on ash 	+\$20
<b>EU</b>	oak on ash 	+\$20
<b>EV</b>	walnut on ash 	+\$20
<b>UL</b>	natural maple 	+\$20
<b>UX</b>	walnut on cherry 	+\$20

## Step 10. Edge Finish

#### For 1<sup>1</sup>/<sub>4</sub>"-high laminate top with thermoplastic edge (TL)

<b>28</b>	canyon 	+\$0
<b>29</b>	misted 	+\$0
<b>76</b>	light brown walnut 	+\$0

# Ellipse-Pull Freestanding Pedestal

continued

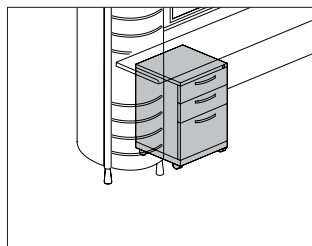
## Meridian® Pedestals

<b>8Q</b>	folkstone grey <input type="checkbox"/>	+\$0
<b>91</b>	white <input type="checkbox"/>	+\$0
<b>98</b>	studio white	+\$0
<b>BU</b>	black umber <input type="checkbox"/>	+\$0
<b>CL</b>	cool grey neutral <input type="checkbox"/>	+\$0
<b>G2</b>	graphite satin <input type="checkbox"/>	+\$0
<b>HF</b>	inner tone light <input type="checkbox"/>	+\$0
<b>HM</b>	natural maple <input type="checkbox"/>	+\$0
<b>HP</b>	light anigre <input type="checkbox"/>	+\$0
<b>HT</b>	inner tone <input type="checkbox"/>	+\$0
<b>HX</b>	aged cherry <input type="checkbox"/>	+\$0
<b>HY</b>	walnut on cherry <input type="checkbox"/>	+\$0
<b>LA</b>	light ash <input type="checkbox"/>	+\$0
<b>LBA</b>	clear on ash	+\$0
<b>LBB</b>	oak on ash	+\$0
<b>LBC</b>	walnut on ash	+\$0
<b>LBD</b>	dark brown walnut	+\$0
<b>LBR</b>	phantom ecru	+\$0
<b>LBS</b>	phantom cocoa	+\$0
<b>LBU</b>	medium matte walnut	+\$0
<b>LBV</b>	warm grey teak	+\$0
<b>LBE</b>	medium red walnut	+\$0
<b>LBK</b>	pewter mesh	+\$0
<b>LBL</b>	steel mesh	+\$0
<b>LBM</b>	crisp linen	+\$0
<b>LBN</b>	classic linen	+\$0
<b>LBP</b>	casual linen	+\$0
<b>LBF</b>	neutral twill	+\$0
<b>LBG</b>	sarum twill	+\$0
<b>LBH</b>	earthen twill	+\$0
<b>LBJ</b>	graphite twill	+\$0
<b>LBQ</b>	white twill	+\$0
<b>LM</b>	mahogany <input type="checkbox"/>	+\$0
<b>LU</b>	soft white <input type="checkbox"/>	+\$0
<b>MT</b>	medium tone <input type="checkbox"/>	+\$0
<b>SG</b>	slate grey <input type="checkbox"/>	+\$0
<b>WA</b>	wheat <input type="checkbox"/>	+\$0
<b>WL</b>	sandstone <input type="checkbox"/>	+\$0
<b>WN</b>	warm grey neutral <input type="checkbox"/>	+\$0

Step 11. Base Height		
<b>B1</b>	1"-high base <input type="checkbox"/>	+\$0
<b>B2</b>	1½"-high base <input type="checkbox"/>	+\$0
<b>B3</b>	2¼"-high base <input type="checkbox"/>	+\$0
<b>B4</b>	3¼"-high base <input type="checkbox"/>	+\$0
<b>BA</b>	1"-high recessed base <input type="checkbox"/>	+\$32
<b>BB</b>	1½"-high recessed base <input type="checkbox"/>	+\$32
<b>BC</b>	2¼"-high recessed base <input type="checkbox"/>	+\$32
<b>BD</b>	3¼"-high recessed base <input type="checkbox"/>	+\$32
<b>B5</b>	4¼"-high base <input type="checkbox"/>	+\$32

Step 12. Counterweight		
<b>NO</b>	no counterweight <input type="checkbox"/>	+\$0
<b>CB</b>	counterweight <input type="checkbox"/>	+\$88

Step 13. Compressor		
		<b>FF</b> <b>BBF</b>
<b>DC</b>	hanging rail, no compressor <input type="checkbox"/>	-\$24 -12
<b>C</b>	standard compressor <input type="checkbox"/>	+\$0 0



### Product Information

#### Description

This 15"-wide mobile pedestal has ellipse pulls and smooth steel. It has no top or a metal, laminate, or veneer top. The pedestal has a 2 1/2"-high base with casters and counterweights.

Actual pedestal depths are 17 7/8", 21 7/8", or 27 7/8". The pedestal is available in a variety of drawer configurations. File drawers include a file compressor; box drawers include an adjustable drawer divider. The pedestal with squared-edge metal top is available with a hand grip; the 22"- and 28"-deep pedestals with squared-edge metal tops are available with transit handles.

#### Notes

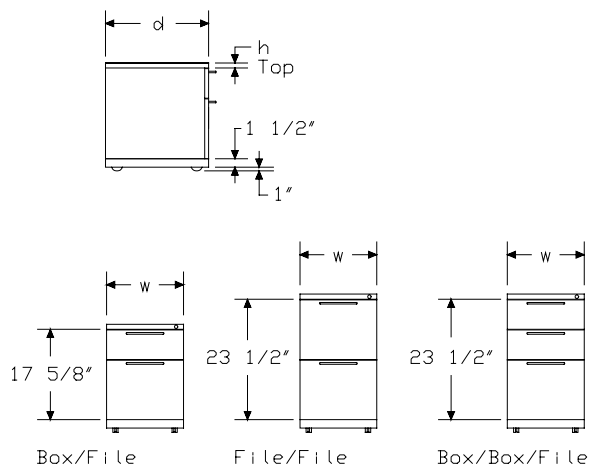
Order optional accessories separately:

- Drawer divider (73-1567-D)
- File drawer organizer (73-9874-FDO)
- File drawer organizer (LG901)
- Pencil tray (73-1516-PT)
- Stationery tray (73-7082-SST)

No lock option (NL) can only be specified on pedestals with no top option (NT) or laminate top option (TL).

For keyed-alike locks, order lock plugs separately. See Keyed-Alike Information in Appendices.

#### Dimensions



### Specification Information

#### Step 1.

**M1J-15** ☐

#### Step 2. Depth

**18-** 18" deep ☐

**22-** 22" deep ☐

**28-** 28" deep ☐

#### Step 3. Configuration

**FF** file/file ☐

**BF** box/file ☐

**BBF** box/box/file ☐

#### Prices for Steps 1-3.

		FF	BF	BBF
<b>M1J-15</b>	<b>18-</b>	\$886	775	921
	<b>22-</b>	\$913	792	947
	<b>28-</b>	\$954	822	980

#### Step 4. Paint/Steel Type

**SS** smooth paint on smooth steel ☐ +\$0

**TS** smooth paint on textured steel ☐ +\$20

**XS** textured paint on smooth steel ☐ +\$0

#### Step 5. Case Finish

#### Nonmetallic Paint

For smooth paint on smooth steel (SS) or smooth paint on textured steel (TS)

<b>8Q</b>	folkstone grey <input type="checkbox"/>	+\$0
<b>91</b>	white <input type="checkbox"/>	+\$0
<b>98</b>	studio white <input type="checkbox"/>	+\$0
<b>9J</b>	sparrow <input type="checkbox"/>	+\$0
<b>BU</b>	black umber <input type="checkbox"/>	+\$0
<b>G2</b>	graphite satin <input type="checkbox"/>	+\$0
<b>HF</b>	inner tone light <input type="checkbox"/>	+\$0
<b>HT</b>	inner tone <input type="checkbox"/>	+\$0
<b>LT</b>	light tone <input type="checkbox"/>	+\$0
<b>LU</b>	soft white <input type="checkbox"/>	+\$0
<b>MT</b>	medium tone <input type="checkbox"/>	+\$0
<b>SG</b>	slate grey <input type="checkbox"/>	+\$0
<b>WA</b>	wheat <input type="checkbox"/>	+\$0
<b>WL</b>	sandstone <input type="checkbox"/>	+\$0

# Ellipse-Pull Mobile Pedestal

continued

## Metallic Paint

For smooth paint on smooth steel (SS) or smooth paint on textured steel (TS)

<b>1209</b>	platinum <a href="#">A</a>	+\$0
<b>1210</b>	hematite <a href="#">A</a>	+\$0
<b>1212</b>	bronzite <a href="#">A</a>	+\$0
<b>CN</b>	metallic champagne <a href="#">A</a>	+\$0
<b>EH</b>	metallic bronze <a href="#">A</a>	+\$0
<b>MS</b>	metallic silver <a href="#">A</a>	+\$0

## Sand Texture Paint

For textured paint on smooth steel (XS)

<b>91</b>	white <a href="#">A</a>	+\$0
<b>98</b>	studio white <a href="#">A</a>	+\$0
<b>BK</b>	black <a href="#">A</a>	+\$0
<b>CL</b>	cool grey neutral <a href="#">A</a>	+\$0
<b>G1</b>	graphite <a href="#">A</a>	+\$0
<b>WN</b>	warm grey neutral <a href="#">A</a>	+\$0

## Step 6. Front Finish

### Nonmetallic Paint

For smooth paint on smooth steel (SS) or smooth paint on textured steel (TS)

<b>8Q</b>	folkstone grey <a href="#">A</a>	+\$0
<b>91</b>	white <a href="#">A</a>	+\$0
<b>98</b>	studio white <a href="#">A</a>	+\$0
<b>9J</b>	sparrow <a href="#">A</a>	+\$0
<b>BU</b>	black umber <a href="#">A</a>	+\$0
<b>G2</b>	graphite satin <a href="#">A</a>	+\$0
<b>HF</b>	inner tone light <a href="#">A</a>	+\$0
<b>HT</b>	inner tone <a href="#">A</a>	+\$0
<b>LT</b>	light tone <a href="#">A</a>	+\$0
<b>LU</b>	soft white <a href="#">A</a>	+\$0
<b>MT</b>	medium tone <a href="#">A</a>	+\$0
<b>SG</b>	slate grey <a href="#">A</a>	+\$0
<b>WA</b>	wheat <a href="#">A</a>	+\$0
<b>WL</b>	sandstone <a href="#">A</a>	+\$0

## Metallic Paint

For smooth paint on smooth steel (SS) or smooth paint on textured steel (TS)

<b>1209</b>	platinum <a href="#">A</a>	+\$0
<b>1210</b>	hematite <a href="#">A</a>	+\$0
<b>1212</b>	bronzite <a href="#">A</a>	+\$0
<b>CN</b>	metallic champagne <a href="#">A</a>	+\$0
<b>EH</b>	metallic bronze <a href="#">A</a>	+\$0
<b>MS</b>	metallic silver <a href="#">A</a>	+\$0

## Sand Texture Paint

For textured paint on smooth steel (XS)

<b>91</b>	white <a href="#">A</a>	+\$0
<b>98</b>	studio white <a href="#">A</a>	+\$0
<b>BK</b>	black <a href="#">A</a>	+\$0
<b>CL</b>	cool grey neutral <a href="#">A</a>	+\$0
<b>G1</b>	graphite <a href="#">A</a>	+\$0
<b>WN</b>	warm grey neutral <a href="#">A</a>	+\$0

## Step 7. Top

<b>NT</b>	no top <a href="#">A</a>	+\$0
<b>T1</b>	1"-high painted metal top with squared edge <a href="#">A</a>	+\$0
<b>T2</b>	1 1/4"-high painted metal top with squared edge <a href="#">A</a>	+\$0
<b>T3</b>	1 1/4"-high painted metal top with radius edge <a href="#">A</a>	+\$48
<b>TL</b>	1 1/4"-high laminate top with thermoplastic edge <a href="#">A</a>	+\$63
<b>TR</b>	1 1/4"-high recut veneer top <a href="#">A</a>	+\$112
<b>TF</b>	1 1/4"-high wood veneer top <a href="#">A</a>	+\$136
<b>TV1</b>	1 1/8"-high wood veneer top and wood composite edge with oversail front <a href="#">A</a>	+\$232

## Step 8. Lock

For no top (NT), 1 1/4"-high laminate top with thermoplastic edge (TL), or 1 1/8"-high wood veneer top and wood composite edge with oversail front (TV1)

<b>NL</b>	no lock <a href="#">A</a>	-\$30
-----------	---------------------------	-------

For 1"-high painted metal top with squared edge (T1), 1 1/4"-high painted metal top with squared edge (T2), 1 1/4"-high painted metal top with radius edge (T3), 1 1/4"-high recut veneer top (TR), or 1 1/4"-high wood veneer top (TF)

<b>KA</b>	keyed alike <a href="#">A</a>	-\$10
<b>KC</b>	keyed differently, chrome <a href="#">A</a>	+\$0
<b>KD</b>	keyed differently, black <a href="#">A</a>	+\$0











# Ellipse-Pull Mobile Pedestal

continued

## Step 9.










### Veneer Top Finish: Wood Veneer

#### For 1<sup>1</sup>/<sub>4</sub>"-high wood veneer top (TF)

<b>2U</b>	light brown walnut 	+\$20
<b>40</b>	dark brown walnut 	+\$20
<b>ED</b>	aged cherry 	+\$20
<b>EK</b>	medium red walnut 	+\$20
<b>EW</b>	medium matte walnut 	+\$20
<b>ET</b>	clear on ash 	+\$20
<b>EU</b>	oak on ash 	+\$20
<b>EV</b>	walnut on ash 	+\$20
<b>UL</b>	natural maple 	+\$20
<b>UX</b>	walnut on cherry 	+\$20

### Top Finish: Solid-Color Laminate

#### For 1<sup>1</sup>/<sub>4</sub>"-high laminate top with thermoplastic edge (TL)

<b>8Q</b>	folkstone grey 	+\$0
<b>91</b>	white 	+\$0
<b>98</b>	studio white	+\$0
<b>CL</b>	cool grey neutral 	+\$0
<b>HF</b>	inner tone light 	+\$0
<b>HT</b>	inner tone 	+\$0
<b>LT</b>	light tone 	+\$0
<b>LU</b>	soft white 	+\$0
<b>WL</b>	sandstone 	+\$0
<b>WN</b>	warm grey neutral 	+\$0

### Top Finish: Linen Laminate

#### For 1<sup>1</sup>/<sub>4</sub>"-high laminate top with thermoplastic edge (TL)

<b>LBM</b>	crisp linen	+\$0
<b>LBN</b>	classic linen	+\$0
<b>LBP</b>	casual linen	+\$0

### Top Finish: Mesh Laminate

#### For 1<sup>1</sup>/<sub>4</sub>"-high laminate top with thermoplastic edge (TL)

<b>LBK</b>	pewter mesh	+\$0
------------	-------------	------







### Top Finish: Twill Laminate

#### For 1<sup>1</sup>/<sub>4</sub>"-high laminate top with thermoplastic edge (TL)

<b>LBF</b>	neutral twill	+\$0
<b>LBG</b>	sarum twill	+\$0
<b>LBH</b>	earthen twill	+\$0
<b>LBJ</b>	graphite twill	+\$0
<b>LBQ</b>	white twill	+\$0

### Top Finish: Wood-Grain Laminate

#### For 1<sup>1</sup>/<sub>4</sub>"-high laminate top with thermoplastic edge (TL)

<b>HM</b>	natural maple 	+\$0
<b>HP</b>	light anigre 	+\$0
<b>LA</b>	light ash 	+\$0
<b>LBA</b>	clear on ash	+\$0
<b>LBB</b>	oak on ash	+\$0
<b>LBC</b>	walnut on ash	+\$0
<b>LBD</b>	dark brown walnut	+\$0
<b>LBR</b>	phantom ecru	+\$0
<b>LBS</b>	phantom cocoa	+\$0
<b>LBU</b>	medium matte walnut	+\$0
<b>LBV</b>	warm grey teak	+\$0
<b>LBE</b>	medium red walnut	+\$0
<b>76</b>	light brown walnut 	+\$0
<b>HX</b>	aged cherry 	+\$0
<b>HY</b>	walnut on cherry 	+\$0

### Top Finish: Zephyr Laminate

#### For 1<sup>1</sup>/<sub>4</sub>"-high laminate top with thermoplastic edge (TL)

<b>28</b>	canyon 	+\$0
<b>29</b>	misted 	+\$0










### Veneer Top Finish: Recut Veneer

#### For 1<sup>1</sup>/<sub>4</sub>"-high recut veneer top (TR)

<b>RA</b>	light ash 	+\$0
<b>RK</b>	mahogany dark 	+\$0
<b>RM</b>	mahogany 	+\$0




### Veneer Top Finish: Wood Veneer

#### For 1<sup>1</sup>/<sub>8</sub>"-high wood veneer top and wood composite edge with oversail front (TV<sub>1</sub>)

<b>40</b>	dark brown walnut 	+\$20
<b>ED</b>	aged cherry 	+\$20
<b>EK</b>	medium red walnut 	+\$20
<b>EW</b>	medium matte walnut 	+\$20
<b>ET</b>	clear on ash 	+\$20
<b>EU</b>	oak on ash 	+\$20
<b>EV</b>	walnut on ash 	+\$20
<b>UL</b>	natural maple 	+\$20
<b>UX</b>	walnut on cherry 	+\$20

## Step 10. Edge Finish

#### For 1<sup>1</sup>/<sub>4</sub>"-high laminate top with thermoplastic edge (TL)

<b>28</b>	canyon 	+\$0
<b>29</b>	misted 	+\$0
<b>76</b>	light brown walnut 	+\$0

# Ellipse-Pull Mobile Pedestal

continued

## Meridian® Pedestals

<b>8Q</b>	folkstone grey <input type="checkbox"/>	+\$0
<b>91</b>	white <input type="checkbox"/>	+\$0
<b>98</b>	studio white	+\$0
<b>BU</b>	black umber <input type="checkbox"/>	+\$0
<b>CL</b>	cool grey neutral <input type="checkbox"/>	+\$0
<b>G2</b>	graphite satin <input type="checkbox"/>	+\$0
<b>HF</b>	inner tone light <input type="checkbox"/>	+\$0
<b>HM</b>	natural maple <input type="checkbox"/>	+\$0
<b>HP</b>	light anigre <input type="checkbox"/>	+\$0
<b>HT</b>	inner tone <input type="checkbox"/>	+\$0
<b>HX</b>	aged cherry <input type="checkbox"/>	+\$0
<b>HY</b>	walnut on cherry <input type="checkbox"/>	+\$0
<b>LA</b>	light ash <input type="checkbox"/>	+\$0
<b>LBA</b>	clear on ash	+\$0
<b>LBB</b>	oak on ash	+\$0
<b>LBC</b>	walnut on ash	+\$0
<b>LBD</b>	dark brown walnut	+\$0
<b>LBR</b>	phantom ecru	+\$0
<b>LBS</b>	phantom cocoa	+\$0
<b>LBU</b>	medium matte walnut	+\$0
<b>LBV</b>	warm grey teak	+\$0
<b>LBE</b>	medium red walnut	+\$0
<b>LBK</b>	pewter mesh	+\$0
<b>LBL</b>	steel mesh	+\$0
<b>LBM</b>	crisp linen	+\$0
<b>LBN</b>	classic linen	+\$0
<b>LBP</b>	casual linen	+\$0
<b>LBF</b>	neutral twill	+\$0
<b>LBG</b>	sarum twill	+\$0
<b>LBH</b>	earthen twill	+\$0
<b>LBJ</b>	graphite twill	+\$0
<b>LBQ</b>	white twill	+\$0
<b>LM</b>	mahogany <input type="checkbox"/>	+\$0
<b>LU</b>	soft white <input type="checkbox"/>	+\$0
<b>MT</b>	medium tone <input type="checkbox"/>	+\$0
<b>SG</b>	slate grey <input type="checkbox"/>	+\$0
<b>WA</b>	wheat <input type="checkbox"/>	+\$0
<b>WL</b>	sandstone <input type="checkbox"/>	+\$0
<b>WN</b>	warm grey neutral <input type="checkbox"/>	+\$0

### Step 11. Handle

For 18" deep (18-) with 1"-high painted metal top with squared edge (T1), or 1 1/4"-high painted metal top with squared edge (T2)

<b>HN</b>	no hand grip or transit handle <input type="checkbox"/>	+\$0
<b>H1</b>	hand grip only <input type="checkbox"/>	+\$48

For 22" deep (22-) or 28" deep (28-) with 1"-high painted metal top with squared edge (T1), or 1 1/4"-high painted metal top with squared edge (T2)

<b>HN</b>	no hand grip or transit handle <input type="checkbox"/>	+\$0
<b>H1</b>	hand grip only <input type="checkbox"/>	+\$48
<b>H2</b>	transit handle only <input type="checkbox"/>	+\$95
<b>H3</b>	hand grip and transit handle <input type="checkbox"/>	+\$142

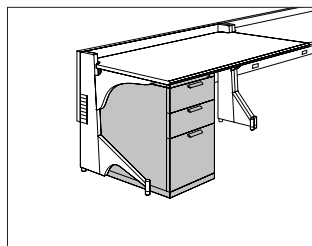
### Step 12. Compressor

		<b>FF</b>	<b>BF</b>	<b>BBF</b>
<b>DC</b>	hanging rail, no compressor <input type="checkbox"/>	-\$24	-12	-12
<b>C</b>	standard compressor <input type="checkbox"/>	+\$0	0	0



# Sloped-Pull Freestanding Pedestal

F19P-  
F19V-



## Product Information

### Description

This 15"-wide freestanding pedestal has sloped pulls and smooth or textured steel. It has no top or a metal, laminate, or veneer top. 5 base heights are available; all bases include adjustable glides. Actual pedestal depths are 17<sup>7</sup>/<sub>8</sub>", 21<sup>7</sup>/<sub>8</sub>", or 27<sup>7</sup>/<sub>8</sub>". The pedestal is available in a variety of drawer configurations. File drawers include a file compressor; box drawers include an adjustable drawer divider.

### Notes

For additional stability, specify counterweight option (CB).

Stacking pedestals is not recommended.

When Ethospace® pedestal top (TE3) is required on pedestal configurations FF, BBF, and PPBF, the 1<sup>1</sup>/<sub>2</sub>"-high base (B2) is recommended.

Grain direction is vertical for veneer-front pedestals.

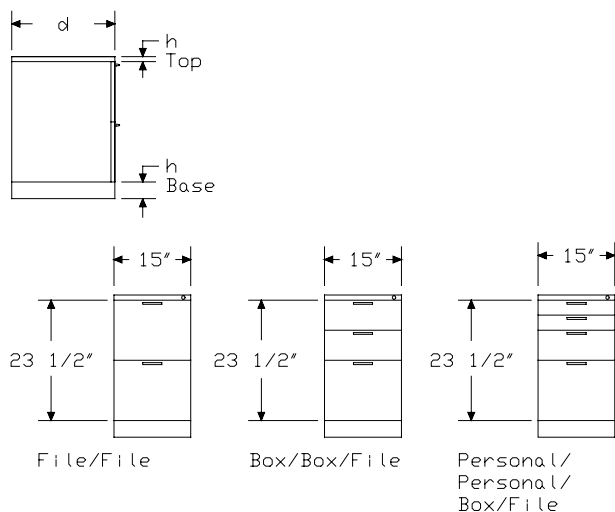
Order optional accessories separately:

- Drawer divider (73-1567-D)
- File drawer organizer (73-9874-FDO)
- File drawer organizer (LG901)
- Pencil tray (73-1516-PT)
- Stationery tray (73-7082-SST)

No lock option (NL) can only be specified on pedestals with no top option (NT), laminate top option (TL), or veneer top option (TV1).

For keyed-alike locks, order lock plugs separately. See Keyed-Alike Information in Appendices.

## Dimensions



## Specification Information

### Step 1.

**F19**

### Step 2. Front Material

**P-15** painted metal front

**V-15** veneer front A

### Step 3. Depth

**18-** 18" deep

**22-** 22" deep

**28-** 28" deep

### Step 4. Configuration

**FF** file/file

**BBF** box/box/file

**PPBF** personal/personal/box/file

### Prices for Steps 1-4.

		FF	BBF	PPBF
<b>F19P-15</b>	<b>18-</b>	\$729	762	847
	<b>22-</b>	\$757	788	877
	<b>28-</b>	\$784	820	907
<b>F19V-15</b>	<b>18-</b>	\$1246	1374	1566
	<b>22-</b>	\$1281	1409	1600
	<b>28-</b>	\$1316	1444	1635

### Step 5. Paint/Steel Type

<b>SS</b>	smooth paint on smooth steel	+\$0
<b>TS</b>	smooth paint on textured steel	+\$20
<b>XS</b>	textured paint on smooth steel	+\$0

# Sloped-Pull Freestanding Pedestal *continued*

## Step 6. Surface Finish

### Nonmetallic Paint

*For smooth paint on smooth steel (SS) or smooth paint on textured steel (TS)*

<b>8Q</b>	folkstone grey	+\$0
<b>91</b>	white	+\$0
<b>98</b>	studio white <span>A</span>	+\$0
<b>9J</b>	sparrow	+\$0
<b>BU</b>	black umber	+\$0
<b>G2</b>	graphite satin	+\$0
<b>HF</b>	inner tone light	+\$0
<b>HT</b>	inner tone	+\$0
<b>LT</b>	light tone	+\$0
<b>LU</b>	soft white	+\$0
<b>MT</b>	medium tone	+\$0
<b>SG</b>	slate grey	+\$0
<b>WA</b>	wheat	+\$0
<b>WL</b>	sandstone	+\$0

### Metallic Paint

*For smooth paint on smooth steel (SS) or smooth paint on textured steel (TS)*

<b>1209</b>	platinum	+\$0
<b>1210</b>	hematite	+\$0
<b>1212</b>	bronzite	+\$0
<b>CN</b>	metallic champagne	+\$0
<b>EH</b>	metallic bronze	+\$0
<b>MS</b>	metallic silver	+\$0

### Sand Texture Paint

*For textured paint on smooth steel (XS)*

<b>91</b>	white	+\$0
<b>98</b>	studio white <span>A</span>	+\$0
<b>BK</b>	black	+\$0
<b>CL</b>	cool grey neutral	+\$0
<b>G1</b>	graphite	+\$0
<b>WN</b>	warm grey neutral	+\$0

## Step 7. Top

*Ethospace® Pedestal Top (TE3) available only on 15"-wide, 22"- or 28"-deep pedestals.*

### *For painted metal front (P-15) with 18" deep (18-)*

<b>NT</b>	no top	+\$0
<b>T1</b>	1"-high painted metal top with squared edge	+\$0
<b>T2</b>	1 1/4"-high painted metal top with squared edge	+\$0
<b>T3</b>	1 1/4"-high painted metal top with radius edge	+\$48
<b>TL</b>	1 1/4"-high laminate top with thermoplastic edge	+\$63
<b>TR</b>	1 1/4"-high recut veneer top <span>A</span>	+\$112
<b>TF</b>	1 1/4"-high wood veneer top <span>A</span>	+\$136
<b>TV1</b>	1 1/8"-high wood veneer top and wood composite edge with oversail front <span>A</span>	+\$232

### *For painted metal front (P-15) with 22" deep (22-), or 28" deep (28-)*

<b>NT</b>	no top	+\$0
<b>T1</b>	1"-high painted metal top with squared edge	+\$0
<b>T2</b>	1 1/4"-high painted metal top with squared edge	+\$0
<b>TE3</b>	Ethospace® pedestal top	+\$46
<b>T3</b>	1 1/4"-high painted metal top with radius edge	+\$48
<b>TL</b>	1 1/4"-high laminate top with thermoplastic edge	+\$63
<b>TR</b>	1 1/4"-high recut veneer top <span>A</span>	+\$112
<b>TF</b>	1 1/4"-high wood veneer top <span>A</span>	+\$136
<b>TV1</b>	1 1/8"-high wood veneer top and wood composite edge with oversail front <span>A</span>	+\$232

### *For veneer front (V-15) with 18" deep (18-)*

<b>NT</b>	no top	+\$0
<b>T1</b>	1"-high painted metal top with squared edge	+\$0
<b>T2</b>	1 1/4"-high painted metal top with squared edge	+\$0
<b>T3</b>	1 1/4"-high painted metal top with radius edge	+\$48
<b>TL</b>	1 1/4"-high laminate top with thermoplastic edge	+\$63
<b>TF</b>	1 1/4"-high wood veneer top <span>A</span>	+\$136
<b>TV1</b>	1 1/8"-high wood veneer top and wood composite edge with oversail front <span>A</span>	+\$232

# Sloped-Pull Freestanding Pedestal *continued*

<i>For veneer front (V-15) with 22" deep (22-), or 28" deep (28-)</i>		
<b>NT</b>	no top	+\$0
<b>T1</b>	1"-high painted metal top with squared edge	+\$0
<b>T2</b>	1 <sup>1</sup> / <sub>4</sub> "-high painted metal top with squared edge	+\$0
<b>TE3</b>	Ethospace® pedestal top	+\$46
<b>T3</b>	1 <sup>1</sup> / <sub>4</sub> "-high painted metal top with radius edge	+\$48
<b>TL</b>	1 <sup>1</sup> / <sub>4</sub> "-high laminate top with thermoplastic edge	+\$63
<b>TF</b>	1 <sup>1</sup> / <sub>4</sub> "-high wood veneer top <span style="border: 1px solid black; padding: 0 2px;">A</span>	+\$136
<b>TV1</b>	1 <sup>1</sup> / <sub>8</sub> "-high wood veneer top and wood composite edge with oversail front <span style="border: 1px solid black; padding: 0 2px;">A</span>	+\$232

## Step 8.

### Veneer Front Finish: Wood Veneer

*For veneer front (V-15) with no top (NT), 1"-high painted metal top with squared edge (T1), 1<sup>1</sup>/<sub>4</sub>"-high painted metal top with squared edge (T2), 1<sup>1</sup>/<sub>4</sub>"-high painted metal top with radius edge (T3), or Ethospace® pedestal top (TE3), or 1<sup>1</sup>/<sub>4</sub>"-high laminate top with thermoplastic edge (TL)*

<b>2U</b>	light brown walnut <span style="border: 1px solid black; padding: 0 2px;">A</span>	+\$28
<b>40</b>	dark brown walnut <span style="border: 1px solid black; padding: 0 2px;">A</span>	+\$28
<b>ED</b>	aged cherry <span style="border: 1px solid black; padding: 0 2px;">A</span>	+\$28
<b>EK</b>	medium red walnut <span style="border: 1px solid black; padding: 0 2px;">A</span>	+\$28
<b>EW</b>	medium matte walnut <span style="border: 1px solid black; padding: 0 2px;">A</span>	+\$28
<b>ET</b>	clear on ash <span style="border: 1px solid black; padding: 0 2px;">A</span>	+\$28
<b>EU</b>	oak on ash <span style="border: 1px solid black; padding: 0 2px;">A</span>	+\$28
<b>EV</b>	walnut on ash <span style="border: 1px solid black; padding: 0 2px;">A</span>	+\$28
<b>UL</b>	natural maple <span style="border: 1px solid black; padding: 0 2px;">A</span>	+\$28
<b>UX</b>	walnut on cherry <span style="border: 1px solid black; padding: 0 2px;">A</span>	+\$28

### Veneer Front/Top Finish: Wood Veneer

*For veneer front (V-15) with 1<sup>1</sup>/<sub>8</sub>"-high wood veneer top and wood composite edge with oversail front (TV1)*

<b>40</b>	dark brown walnut <span style="border: 1px solid black; padding: 0 2px;">A</span>	+\$28
<b>ED</b>	aged cherry <span style="border: 1px solid black; padding: 0 2px;">A</span>	+\$28
<b>EK</b>	medium red walnut <span style="border: 1px solid black; padding: 0 2px;">A</span>	+\$28
<b>EW</b>	medium matte walnut <span style="border: 1px solid black; padding: 0 2px;">A</span>	+\$28
<b>ET</b>	clear on ash <span style="border: 1px solid black; padding: 0 2px;">A</span>	+\$28
<b>EU</b>	oak on ash <span style="border: 1px solid black; padding: 0 2px;">A</span>	+\$28
<b>EV</b>	walnut on ash <span style="border: 1px solid black; padding: 0 2px;">A</span>	+\$28
<b>UL</b>	natural maple <span style="border: 1px solid black; padding: 0 2px;">A</span>	+\$28
<b>UX</b>	walnut on cherry <span style="border: 1px solid black; padding: 0 2px;">A</span>	+\$28

### Veneer Top Finish: Wood Veneer

*For painted metal front (P-15) with 1<sup>1</sup>/<sub>4</sub>"-high wood veneer top (TF)*

<b>2U</b>	light brown walnut <span style="border: 1px solid black; padding: 0 2px;">A</span>	+\$20
<b>40</b>	dark brown walnut <span style="border: 1px solid black; padding: 0 2px;">A</span>	+\$20
<b>ED</b>	aged cherry <span style="border: 1px solid black; padding: 0 2px;">A</span>	+\$20
<b>EK</b>	medium red walnut <span style="border: 1px solid black; padding: 0 2px;">A</span>	+\$20
<b>EW</b>	medium matte walnut <span style="border: 1px solid black; padding: 0 2px;">A</span>	+\$20
<b>ET</b>	clear on ash <span style="border: 1px solid black; padding: 0 2px;">A</span>	+\$20
<b>EU</b>	oak on ash <span style="border: 1px solid black; padding: 0 2px;">A</span>	+\$20
<b>EV</b>	walnut on ash <span style="border: 1px solid black; padding: 0 2px;">A</span>	+\$20
<b>UL</b>	natural maple <span style="border: 1px solid black; padding: 0 2px;">A</span>	+\$20
<b>UX</b>	walnut on cherry <span style="border: 1px solid black; padding: 0 2px;">A</span>	+\$20

### Veneer Top Finish: Wood Veneer

*For painted metal front (P-15) with 1<sup>1</sup>/<sub>8</sub>"-high wood veneer top and wood composite edge with oversail front (TV1)*

<b>40</b>	dark brown walnut <span style="border: 1px solid black; padding: 0 2px;">A</span>	+\$20
<b>ED</b>	aged cherry <span style="border: 1px solid black; padding: 0 2px;">A</span>	+\$20
<b>EK</b>	medium red walnut <span style="border: 1px solid black; padding: 0 2px;">A</span>	+\$20
<b>EW</b>	medium matte walnut <span style="border: 1px solid black; padding: 0 2px;">A</span>	+\$20
<b>ET</b>	clear on ash <span style="border: 1px solid black; padding: 0 2px;">A</span>	+\$20
<b>EU</b>	oak on ash <span style="border: 1px solid black; padding: 0 2px;">A</span>	+\$20
<b>EV</b>	walnut on ash <span style="border: 1px solid black; padding: 0 2px;">A</span>	+\$20
<b>UL</b>	natural maple <span style="border: 1px solid black; padding: 0 2px;">A</span>	+\$20
<b>UX</b>	walnut on cherry <span style="border: 1px solid black; padding: 0 2px;">A</span>	+\$20

### Veneer Top Finish: Recut Veneer

*For painted metal front (P-15) with 1<sup>1</sup>/<sub>4</sub>"-high recut veneer top (TR)*

<b>RA</b>	light ash <span style="border: 1px solid black; padding: 0 2px;">A</span>	+\$0
<b>RK</b>	mahogany dark <span style="border: 1px solid black; padding: 0 2px;">A</span>	+\$0
<b>RM</b>	mahogany <span style="border: 1px solid black; padding: 0 2px;">A</span>	+\$0

### Veneer Front/Top Finish: Wood Veneer

*For veneer front (V-15) with 1<sup>1</sup>/<sub>4</sub>"-high wood veneer top (TF)*

<b>2U</b>	light brown walnut <span style="border: 1px solid black; padding: 0 2px;">A</span>	+\$28
<b>40</b>	dark brown walnut <span style="border: 1px solid black; padding: 0 2px;">A</span>	+\$28
<b>ED</b>	aged cherry <span style="border: 1px solid black; padding: 0 2px;">A</span>	+\$28
<b>EK</b>	medium red walnut <span style="border: 1px solid black; padding: 0 2px;">A</span>	+\$28
<b>EW</b>	medium matte walnut <span style="border: 1px solid black; padding: 0 2px;">A</span>	+\$28
<b>ET</b>	clear on ash <span style="border: 1px solid black; padding: 0 2px;">A</span>	+\$28
<b>EU</b>	oak on ash <span style="border: 1px solid black; padding: 0 2px;">A</span>	+\$28
<b>EV</b>	walnut on ash <span style="border: 1px solid black; padding: 0 2px;">A</span>	+\$28
<b>UL</b>	natural maple <span style="border: 1px solid black; padding: 0 2px;">A</span>	+\$28
<b>UX</b>	walnut on cherry <span style="border: 1px solid black; padding: 0 2px;">A</span>	+\$28

# Sloped-Pull Freestanding Pedestal *continued*

## Step 9. Top Finish For 1<sup>1</sup>/<sub>4</sub>"-high laminate top with thermoplastic edge (TL)

Solid-Color Laminate		
<b>8Q</b>	folkstone grey	+\$0
<b>91</b>	white	+\$0
<b>98</b>	studio white	+\$0
<b>CL</b>	cool grey neutral	+\$0
<b>HF</b>	inner tone light	+\$0
<b>HT</b>	inner tone	+\$0
<b>LT</b>	light tone	+\$0
<b>LU</b>	soft white	+\$0
<b>WL</b>	sandstone	+\$0
<b>WN</b>	warm grey neutral	+\$0

Linen Laminate		
<b>LBM</b>	crisp linen	+\$0
<b>LBN</b>	classic linen	+\$0
<b>LBP</b>	casual linen	+\$0

Mesh Laminate		
<b>LBK</b>	pewter mesh	+\$0

Twill Laminate		
<b>LBF</b>	neutral twill	+\$0
<b>LBG</b>	sarum twill	+\$0
<b>LBH</b>	earthen twill	+\$0
<b>LBJ</b>	graphite twill	+\$0
<b>LBQ</b>	white twill	+\$0

Wood-Grain Laminate		
<b>HM</b>	natural maple	+\$0
<b>HP</b>	light anigre	+\$0
<b>LA</b>	light ash	+\$0
<b>LBA</b>	clear on ash	+\$0
<b>LBB</b>	oak on ash	+\$0
<b>LBC</b>	walnut on ash	+\$0
<b>LBD</b>	dark brown walnut	+\$0
<b>LBR</b>	phantom ecru	+\$0
<b>LBS</b>	phantom cocoa	+\$0
<b>LBU</b>	medium matte walnut	+\$0
<b>LBV</b>	warm grey teak	+\$0
<b>LBE</b>	medium red walnut	+\$0
<b>76</b>	light brown walnut	+\$0
<b>HX</b>	aged cherry	+\$0
<b>HY</b>	walnut on cherry	+\$0

Zephyr Laminate		
<b>28</b>	canyon	+\$0
<b>29</b>	misted	+\$0

Step 10. Edge Finish For 1 <sup>1</sup> / <sub>4</sub> "-high laminate top with thermoplastic edge (TL)		
<b>28</b>	canyon	+\$0
<b>29</b>	misted	+\$0
<b>76</b>	light brown walnut	+\$0
<b>8Q</b>	folkstone grey	+\$0
<b>91</b>	white	+\$0
<b>BU</b>	black umber	+\$0
<b>CL</b>	cool grey neutral	+\$0
<b>G2</b>	graphite satin	+\$0
<b>HF</b>	inner tone light	+\$0
<b>HM</b>	natural maple	+\$0
<b>HP</b>	light anigre	+\$0
<b>HT</b>	inner tone	+\$0
<b>HX</b>	aged cherry	+\$0
<b>HY</b>	walnut on cherry	+\$0
<b>LA</b>	light ash	+\$0
<b>LBA</b>	clear on ash	+\$0
<b>LBB</b>	oak on ash	+\$0
<b>LBC</b>	walnut on ash	+\$0
<b>LBD</b>	dark brown walnut	+\$0
<b>LBR</b>	phantom ecru	+\$0
<b>LBS</b>	phantom cocoa	+\$0
<b>LBU</b>	medium matte walnut	+\$0
<b>LBV</b>	warm grey teak	+\$0
<b>LBE</b>	medium red walnut	+\$0
<b>LBK</b>	pewter mesh	+\$0
<b>LBL</b>	steel mesh	+\$0
<b>LM</b>	mahogany	+\$0
<b>LBM</b>	crisp linen	+\$0
<b>LBN</b>	classic linen	+\$0
<b>LBP</b>	casual linen	+\$0
<b>LU</b>	soft white	+\$0
<b>LBF</b>	neutral twill	+\$0
<b>LBG</b>	sarum twill	+\$0
<b>LBH</b>	earthen twill	+\$0
<b>LBJ</b>	graphite twill	+\$0
<b>LBQ</b>	white twill	+\$0
<b>MT</b>	medium tone	+\$0
<b>SG</b>	slate grey	+\$0
<b>WA</b>	wheat	+\$0
<b>WL</b>	sandstone	+\$0
<b>WN</b>	warm grey neutral	+\$0

## Sloped-Pull Freestanding Pedestal *continued*

### Step 11. Lock

*For no top (NT), 1 $\frac{1}{4}$ "-high laminate top with thermoplastic edge (TL), or 1 $\frac{1}{8}$ "-high wood veneer top and wood composite edge with oversail front (TV1)*

<b>NL</b>	no lock	-\$30
-----------	---------	-------

*For 1"-high painted metal top with squared edge (T1), 1 $\frac{1}{4}$ "-high painted metal top with squared edge (T2), 1 $\frac{1}{4}$ "-high painted metal top with radius edge (T3), Ethospace® pedestal top (TE3), 1 $\frac{1}{4}$ "-high recut veneer top (TR), or 1 $\frac{1}{4}$ "-high wood veneer top (TF)*

<b>KA</b>	keyed alike	-\$10
-----------	-------------	-------

<b>KC</b>	keyed differently, chrome	+\$0
-----------	---------------------------	------

<b>KD</b>	keyed differently, black	+\$0
-----------	--------------------------	------

### Step 12. Pull Finish

<b>G2</b>	graphite satin	+\$0
-----------	----------------	------

<b>U1</b>	brushed aluminum	+\$0
-----------	------------------	------

### Step 13. Base Height

<b>B1</b>	1"-high base	+\$0
-----------	--------------	------

<b>B2</b>	1 $\frac{1}{2}$ "-high base	+\$0
-----------	-----------------------------	------

<b>B3</b>	2 $\frac{1}{4}$ "-high base	+\$0
-----------	-----------------------------	------

<b>B4</b>	3 $\frac{1}{4}$ "-high base	+\$0
-----------	-----------------------------	------

<b>BA</b>	1"-high recessed base	+\$32
-----------	-----------------------	-------

<b>BB</b>	1 $\frac{1}{2}$ "-high recessed base	+\$32
-----------	--------------------------------------	-------

<b>BC</b>	2 $\frac{1}{4}$ "-high recessed base	+\$32
-----------	--------------------------------------	-------

<b>BD</b>	3 $\frac{1}{4}$ "-high recessed base	+\$32
-----------	--------------------------------------	-------

<b>B5</b>	4 $\frac{1}{4}$ "-high base	+\$32
-----------	-----------------------------	-------

### Step 14. Counterweight

<b>NO</b>	no counterweight	+\$0
-----------	------------------	------

<b>CB</b>	counterweight	+\$88
-----------	---------------	-------

### Step 15. Compressor

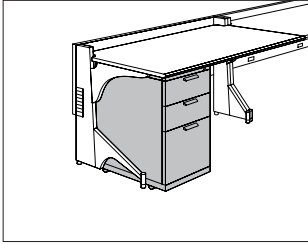
		<b>FF</b>	<b>BBF</b>	<b>PPBF</b>
--	--	-----------	------------	-------------

<b>DC</b>	hanging rail, no compressor	-\$24	-12	-12
-----------	-----------------------------	-------	-----	-----

<b>C</b>	standard compressor	+\$0	0	0
----------	---------------------	------	---	---

# Sloped-Pull Mobile Pedestal

M19P-  
M19V-



## Product Information

### Description

This 15"-wide mobile pedestal has sloped pulls and smooth or textured steel. It has no top or a metal, laminate, or veneer top. The pedestal has a 2½"-high base with casters and counterweights.

Actual pedestal depths are 17⅞", 21⅞", or 27⅞". The pedestal is available in a variety of drawer configurations. File drawers include a file compressor; box drawers include an adjustable drawer divider. The pedestal with squared-edge metal top is available with a hand grip; the 22"- and 28"-deep pedestals with squared-edge metal tops are available with transit handles.

### Notes

Grain direction is vertical for veneer-front pedestals.

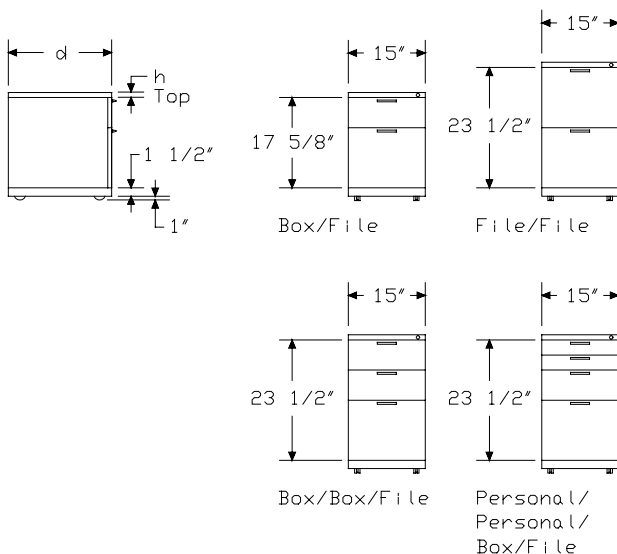
Order optional accessories separately:

- Drawer divider (73-1567-D)
- File drawer organizer (73-9874-FDO)
- File drawer organizer (LG901)
- Pencil tray (73-1516-PT)
- Stationery tray (73-7082-SST)

No lock option (NL) can only be specified on pedestals with no top option (NT), laminate top option (TL), or veneer top option (TV1).

For keyed-alike locks, order lock plugs separately. See Keyed-Alike Information in Appendices.

## Dimensions



## Specification Information

### Step 1.

**M19**

### Step 2. Front Material

**P-15** painted metal front

**V-15** veneer front A

### Step 3. Depth

**18-** 18" deep

**22-** 22" deep

**28-** 28" deep

### Step 4. Configuration

**FF** file/file

**BF** box/file

**BBF** box/box/file

**PPBF** personal/personal/box/file

### Prices for Steps 1-4.

	FF	BF	BBF	PPBF
<b>M19P-15 18-</b>	\$890	776	922	1006
<b>22-</b>	\$915	796	950	1036
<b>28-</b>	\$957	824	979	1068
<b>M19V-15 18-</b>	\$1438	1262	1565	1754
<b>22-</b>	\$1468	1282	1595	1786
<b>28-</b>	\$1512	1316	1639	1832

### Step 5. Paint/Steel Type

<b>SS</b>	smooth paint on smooth steel	+\$0
<b>TS</b>	smooth paint on textured steel	+\$20
<b>XS</b>	textured paint on smooth steel	+\$0

# Sloped-Pull Mobile Pedestal

continued

## Step 6. Surface Finish

### Nonmetallic Paint

For smooth paint on smooth steel (SS) or smooth paint on textured steel (TS)

<b>8Q</b>	folkstone grey	+\$0
<b>91</b>	white	+\$0
<b>98</b>	studio white <span style="border: 1px solid black; padding: 0 2px;">A</span>	+\$0
<b>9J</b>	sparrow	+\$0
<b>BU</b>	black umber	+\$0
<b>G2</b>	graphite satin	+\$0
<b>HF</b>	inner tone light	+\$0
<b>HT</b>	inner tone	+\$0
<b>LT</b>	light tone	+\$0
<b>LU</b>	soft white	+\$0
<b>MT</b>	medium tone	+\$0
<b>SG</b>	slate grey	+\$0
<b>WA</b>	wheat	+\$0
<b>WL</b>	sandstone	+\$0

### Metallic Paint

For smooth paint on smooth steel (SS) or smooth paint on textured steel (TS)

<b>1209</b>	platinum	+\$0
<b>1210</b>	hematite	+\$0
<b>1212</b>	bronzite	+\$0
<b>CN</b>	metallic champagne	+\$0
<b>EH</b>	metallic bronze	+\$0
<b>MS</b>	metallic silver	+\$0

### Sand Texture Paint

For textured paint on smooth steel (XS)

<b>91</b>	white	+\$0
<b>98</b>	studio white <span style="border: 1px solid black; padding: 0 2px;">A</span>	+\$0
<b>BK</b>	black	+\$0
<b>CL</b>	cool grey neutral	+\$0
<b>G1</b>	graphite	+\$0
<b>WN</b>	warm grey neutral	+\$0

## Step 7. Top

### For painted metal front (P-15)

<b>NT</b>	no top	+\$0
<b>T1</b>	1"-high painted metal top with squared edge	+\$0
<b>T2</b>	1 $\frac{1}{4}$ "-high painted metal top with squared edge	+\$0
<b>T3</b>	1 $\frac{1}{4}$ "-high painted metal top with radius edge	+\$48
<b>TL</b>	1 $\frac{1}{4}$ "-high laminate top with thermoplastic edge	+\$63
<b>TR</b>	1 $\frac{1}{4}$ "-high recut veneer top <span style="border: 1px solid black; padding: 0 2px;">A</span>	+\$112
<b>TF</b>	1 $\frac{1}{4}$ "-high wood veneer top <span style="border: 1px solid black; padding: 0 2px;">A</span>	+\$136
<b>TV1</b>	1 $\frac{1}{8}$ "-high wood veneer top and wood composite edge with oversail front <span style="border: 1px solid black; padding: 0 2px;">A</span>	+\$232

### For veneer front (V-15)

<b>NT</b>	no top	+\$0
<b>T1</b>	1"-high painted metal top with squared edge	+\$0
<b>T2</b>	1 $\frac{1}{4}$ "-high painted metal top with squared edge	+\$0
<b>T3</b>	1 $\frac{1}{4}$ "-high painted metal top with radius edge	+\$48
<b>TL</b>	1 $\frac{1}{4}$ "-high laminate top with thermoplastic edge	+\$63
<b>TF</b>	1 $\frac{1}{4}$ "-high wood veneer top <span style="border: 1px solid black; padding: 0 2px;">A</span>	+\$136
<b>TV1</b>	1 $\frac{1}{8}$ "-high wood veneer top and wood composite edge with oversail front <span style="border: 1px solid black; padding: 0 2px;">A</span>	+\$232

## Step 8.

### Veneer Front Finish: Wood Veneer

For veneer front (V-15) with no top (NT), 1"-high painted metal top with squared edge (T1), 1 $\frac{1}{4}$ "-high painted metal top with squared edge (T2), or 1 $\frac{1}{4}$ "-high painted metal top with radius edge (T3), or 1 $\frac{1}{4}$ "-high laminate top with thermoplastic edge (TL)










<b>2U</b>	light brown walnut <span style="border: 1px solid black; padding: 0 2px;">A</span>	+\$28
<b>40</b>	dark brown walnut <span style="border: 1px solid black; padding: 0 2px;">A</span>	+\$28
<b>ED</b>	aged cherry <span style="border: 1px solid black; padding: 0 2px;">A</span>	+\$28
<b>EK</b>	medium red walnut <span style="border: 1px solid black; padding: 0 2px;">A</span>	+\$28
<b>EW</b>	medium matte walnut <span style="border: 1px solid black; padding: 0 2px;">A</span>	+\$28
<b>ET</b>	clear on ash <span style="border: 1px solid black; padding: 0 2px;">A</span>	+\$28
<b>EU</b>	oak on ash <span style="border: 1px solid black; padding: 0 2px;">A</span>	+\$28
<b>EV</b>	walnut on ash <span style="border: 1px solid black; padding: 0 2px;">A</span>	+\$28
<b>UL</b>	natural maple <span style="border: 1px solid black; padding: 0 2px;">A</span>	+\$28
<b>UX</b>	walnut on cherry <span style="border: 1px solid black; padding: 0 2px;">A</span>	+\$28

# Sloped-Pull Mobile Pedestal

continued











## Veneer Front/Top Finish: Wood Veneer

For veneer front (V-15) with 1<sup>1</sup>/<sub>8</sub>"-high wood veneer top and wood composite edge with oversail front (TV<sub>1</sub>)

<b>40</b>	dark brown walnut 	+\$28
<b>ED</b>	aged cherry 	+\$28
<b>EK</b>	medium red walnut 	+\$28
<b>EW</b>	medium matte walnut 	+\$28
<b>ET</b>	clear on ash 	+\$28
<b>EU</b>	oak on ash 	+\$28
<b>EV</b>	walnut on ash 	+\$28
<b>UL</b>	natural maple 	+\$28
<b>UX</b>	walnut on cherry 	+\$28










## Veneer Top Finish: Wood Veneer

For painted metal front (P-15) with 1<sup>1</sup>/<sub>4</sub>"-high wood veneer top (TF)

<b>2U</b>	light brown walnut 	+\$20
<b>40</b>	dark brown walnut 	+\$20
<b>ED</b>	aged cherry 	+\$20
<b>EK</b>	medium red walnut 	+\$20
<b>EW</b>	medium matte walnut 	+\$20
<b>ET</b>	clear on ash 	+\$20
<b>EU</b>	oak on ash 	+\$20
<b>EV</b>	walnut on ash 	+\$20
<b>UL</b>	natural maple 	+\$20
<b>UX</b>	walnut on cherry 	+\$20



## Veneer Top Finish: Wood Veneer

For painted metal front (P-15) with 1<sup>1</sup>/<sub>8</sub>"-high wood veneer top and wood composite edge with oversail front (TV<sub>1</sub>)

<b>40</b>	dark brown walnut 	+\$20
<b>ED</b>	aged cherry 	+\$20
<b>EK</b>	medium red walnut 	+\$20
<b>EW</b>	medium matte walnut 	+\$20
<b>ET</b>	clear on ash 	+\$20
<b>EU</b>	oak on ash 	+\$20
<b>EV</b>	walnut on ash 	+\$20
<b>UL</b>	natural maple 	+\$20
<b>UX</b>	walnut on cherry 	+\$20











## Veneer Top Finish: Recut Veneer

For painted metal front (P-15) with 1<sup>1</sup>/<sub>4</sub>"-high recut veneer top (TR)

<b>RA</b>	light ash 	+\$0
<b>RK</b>	mahogany dark 	+\$0
<b>RM</b>	mahogany 	+\$0

## Veneer Front/Top Finish: Wood Veneer

For veneer front (V-15) with 1<sup>1</sup>/<sub>4</sub>"-high wood veneer top (TF)

<b>2U</b>	light brown walnut 	+\$28
<b>40</b>	dark brown walnut 	+\$28
<b>ED</b>	aged cherry 	+\$28
<b>EK</b>	medium red walnut 	+\$28
<b>EW</b>	medium matte walnut 	+\$28
<b>ET</b>	clear on ash 	+\$28
<b>EU</b>	oak on ash 	+\$28
<b>EV</b>	walnut on ash 	+\$28
<b>UL</b>	natural maple 	+\$28
<b>UX</b>	walnut on cherry 	+\$28

## Step 9. Top Finish

For 1<sup>1</sup>/<sub>4</sub>"-high laminate top with thermoplastic edge (TL)

### Solid-Color Laminate

<b>8Q</b>	folkstone grey	+\$0
<b>91</b>	white	+\$0
<b>98</b>	studio white	+\$0
<b>CL</b>	cool grey neutral	+\$0
<b>HF</b>	inner tone light	+\$0
<b>HT</b>	inner tone	+\$0
<b>LT</b>	light tone	+\$0
<b>LU</b>	soft white	+\$0
<b>WL</b>	sandstone	+\$0
<b>WN</b>	warm grey neutral	+\$0

### Linen Laminate

<b>LBM</b>	crisp linen	+\$0
<b>LBN</b>	classic linen	+\$0
<b>LBP</b>	casual linen	+\$0

### Mesh Laminate

<b>LBK</b>	pewter mesh	+\$0
------------	-------------	------

### Twill Laminate

<b>LBF</b>	neutral twill	+\$0
<b>LBG</b>	sarum twill	+\$0
<b>LBH</b>	earthen twill	+\$0
<b>LBJ</b>	graphite twill	+\$0
<b>LBQ</b>	white twill	+\$0



# Sloped-Pull Mobile Pedestal

continued

Wood-Grain Laminate		
<b>HM</b>	natural maple	+\$0
<b>HP</b>	light anigre	+\$0
<b>LA</b>	light ash	+\$0
<b>LBA</b>	clear on ash	+\$0
<b>LBB</b>	oak on ash	+\$0
<b>LBC</b>	walnut on ash	+\$0
<b>LBD</b>	dark brown walnut	+\$0
<b>LBR</b>	phantom ecru	+\$0
<b>LBS</b>	phantom cocoa	+\$0
<b>LBU</b>	medium matte walnut	+\$0
<b>LBV</b>	warm grey teak	+\$0
<b>LBE</b>	medium red walnut	+\$0
<b>76</b>	light brown walnut	+\$0
<b>HX</b>	aged cherry	+\$0
<b>HY</b>	walnut on cherry	+\$0

Zephyr Laminate		
<b>28</b>	canyon	+\$0
<b>29</b>	misted	+\$0

## Step 10. Edge Finish

For 1 1/4"-high laminate top with thermoplastic edge (TL)

<b>28</b>	canyon	+\$0
<b>29</b>	misted	+\$0
<b>76</b>	light brown walnut	+\$0
<b>8Q</b>	folkstone grey	+\$0
<b>91</b>	white	+\$0
<b>98</b>	studio white	+\$0
<b>BU</b>	black umber	+\$0
<b>CL</b>	cool grey neutral	+\$0
<b>G2</b>	graphite satin	+\$0
<b>HF</b>	inner tone light	+\$0
<b>HM</b>	natural maple	+\$0
<b>HP</b>	light anigre	+\$0
<b>HT</b>	inner tone	+\$0
<b>HX</b>	aged cherry	+\$0
<b>HY</b>	walnut on cherry	+\$0
<b>LA</b>	light ash	+\$0
<b>LBA</b>	clear on ash	+\$0
<b>LBB</b>	oak on ash	+\$0
<b>LBC</b>	walnut on ash	+\$0
<b>LBD</b>	dark brown walnut	+\$0
<b>LBR</b>	phantom ecru	+\$0
<b>LBS</b>	phantom cocoa	+\$0
<b>LBU</b>	medium matte walnut	+\$0
<b>LBV</b>	warm grey teak	+\$0

<b>LBE</b>	medium red walnut	+\$0
<b>LBK</b>	pewter mesh	+\$0
<b>LBL</b>	steel mesh	+\$0
<b>LBM</b>	crisp linen	+\$0
<b>LBN</b>	classic linen	+\$0
<b>LBP</b>	casual linen	+\$0
<b>LBF</b>	neutral twill	+\$0
<b>LBG</b>	sarum twill	+\$0
<b>LBH</b>	earthen twill	+\$0
<b>LBJ</b>	graphite twill	+\$0
<b>LBQ</b>	white twill	+\$0
<b>LM</b>	mahogany	+\$0
<b>LU</b>	soft white	+\$0
<b>MT</b>	medium tone	+\$0
<b>SG</b>	slate grey	+\$0
<b>WA</b>	wheat	+\$0
<b>WL</b>	sandstone	+\$0
<b>WN</b>	warm grey neutral	+\$0

## Step 11. Lock

For no top (NT), 1 1/4"-high laminate top with thermoplastic edge (TL), or 1 1/8"-high wood veneer top and wood composite edge with oversail front (TV1)

<b>NL</b>	no lock	-\$30
-----------	---------	-------

For 1"-high painted metal top with squared edge (T1), 1 1/4"-high painted metal top with squared edge (T2), 1 1/4"-high painted metal top with radius edge (T3), 1 1/4"-high recut veneer top (TR) AND 1 1/4"-high wood veneer top (TF)

<b>KA</b>	keyed alike	-\$10
<b>KC</b>	keyed differently, chrome	+\$0
<b>KD</b>	keyed differently, black	+\$0

## Step 12. Handle

For 18" deep (18-) with 1"-high painted metal top with squared edge (T1), or 1 1/4"-high painted metal top with squared edge (T2)

<b>HN</b>	no hand grip or transit handle	+\$0
<b>H1</b>	hand grip only	+\$48

# Sloped-Pull Mobile Pedestal

continued

Meridian® Pedestals

For 22" deep (22-) or 28" deep (28-) with 1"-high painted metal top with squared edge (T1), or 1 1/4"-high painted metal top with squared edge (T2)

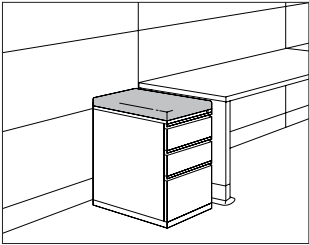
HN	no hand grip or transit handle	+\$0
H1	hand grip only	+\$48
H2	transit handle only	+\$95
H3	hand grip and transit handle	+\$142

Step 13. Pull Finish		
G2	graphite satin	+\$0
U1	brushed aluminum	+\$0

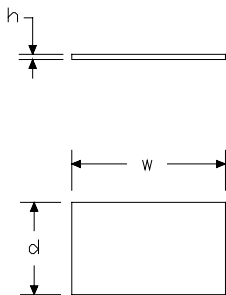
Step 14. Compressor			FF	BF	BBF	PPBF
DC	hanging rail, no compressor	-\$24	-12	-12	-12	-12
C	standard compressor	+\$0	0	0	0	0

Pedestal Retrofit Cushion Top

TC1-1  
TC2-1



Product Information
Description
This 1"- or 2"-high cushion is retrofit to a freestanding or mobile pedestal's metal top and provides temporary guest seating. It is available in 2 widths and 3 depths. Hook-and-loop fastener strips are included to attach cushion to flat metal top.
Notes
Pedestal cushion accepts Customer's Own Material (COM). Yardage is estimated for nondirectional, 54"-wide fabrics:
TC1
Depth—Yards
18—0.70
22—0.81
28—0.98
TC2
Depth—Yards
18—0.75
22—0.87
28—1.03
For information on multiple quantities or directional fabrics, contact COM Department. See Order Information in appendices.
Cushion tops cannot be used with Compass™ pedestals.
Dimensions



Specification Information
Step 1.
TC
Step 2. Height
1- 1" high
2- 2" high
Step 3. Width
15 15" wide
18 18" wide
Step 4. Depth
18 18" deep
22 22" deep
28 28" deep
Prices for Steps 1-4.
TC1-15 18 \$92
22 \$104
28 \$133
TC1-18 18 \$125
22 \$134
28 \$145
TC2-15 18 \$106
22 \$117
28 \$142
TC2-18 18 \$142
22 \$153
28 \$168

# Pedestal Retrofit Cushion Top

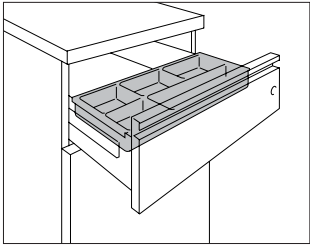
continued

Meridian® Pedestals

Step 5. Cushion Top Fabric	
<i>See textiles list for fabric numbers. First 2 digits of number indicate fabric line; remaining digit(s) indicate fabric color.</i>	
Price Category 1	+\$0
Price Category 2	+\$29
Price Category 3	+\$41
Price Category 4	+\$54
Price Category 5	+\$70
Price Category 7	+\$98
Price Category 8	+\$500
Price Category 9	+\$650
Price Category (Geiger) 10	+\$735
Price Category B	+\$20
Price Category C	+\$27
Price Category D	+\$34
Price Category E	+\$41
Price Category F	+\$54
Price Category G	+\$70
Price Category H	+\$85
Price Category I	+\$100
Price Category J	+\$114
Price Category K	+\$310

# Pencil Tray for Box Drawer, Meridian® Pedestal

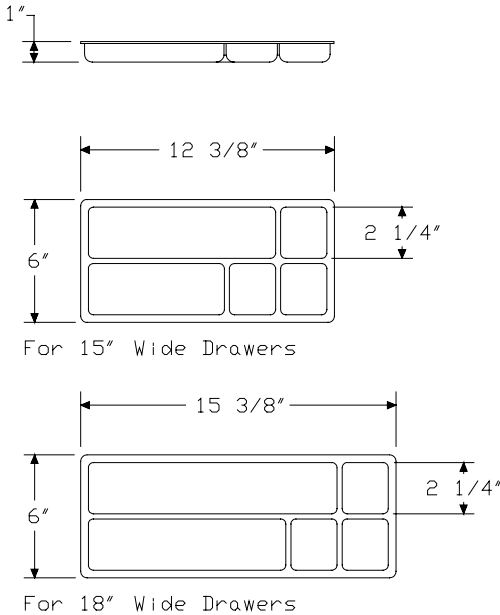
73-15  
73-18



Product Information
<p>Description</p> <p>This plastic drawer stores pencils and other small items in a box drawer. The 12"-wide pencil tray fits in a 15"-wide box drawer; the 15"-wide pencil tray fits in an 18"-wide box drawer. Finish is black umber.</p>
<p>Notes</p> <p>Pencil tray cannot be used in Tu® pedestals or Quadrant® pedestals. For 5000 Series furniture, pencil tray can be used in standard-, bevel-, or contour-pull pedestals.</p>
<p>Dimensions</p>

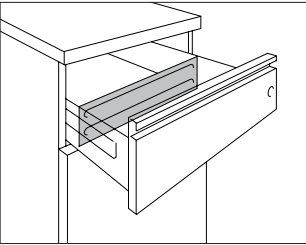
Specification Information
<p>Step 1.</p> <p>73-</p>
<p>Step 2. Width</p> <p><b>1516-PT</b> for 15"-wide drawer (for Meridian® pedestals and 5000 Series furniture)</p> <p><b>1816-PT</b> for 18"-wide drawer (for Meridian® pedestals)</p>
<p>Prices for Steps 1-2.</p> <p><b>73-1516-PT</b> \$21</p> <p><b>73-1816-PT</b> \$24</p>

Meridian® Pedestals

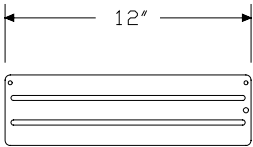
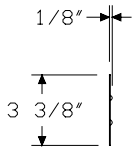


Drawer Divider for Box Drawer,  
Meridian® Pedestal


73-15  
73-18



Product Information
<p>Description</p> <p>This adjustable divider is used in a box drawer. The 12"-wide divider fits in a 15"-wide box drawer; the 15"-wide divider fits in an 18"-wide box drawer. Finish is black umber.</p>
<p>Notes</p> <p>Drawer divider cannot be used in Tu® pedestals or Quadrant® pedestals. For 5000 Series furniture, drawer divider can be used in standard-, bevel-, or contour-pull pedestals.</p>
<p>Dimensions</p>



For 15" Wide Drawer

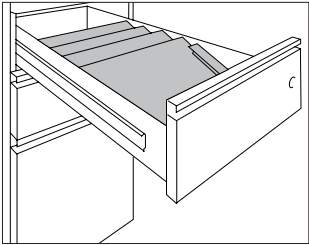


For 18" Wide Drawer

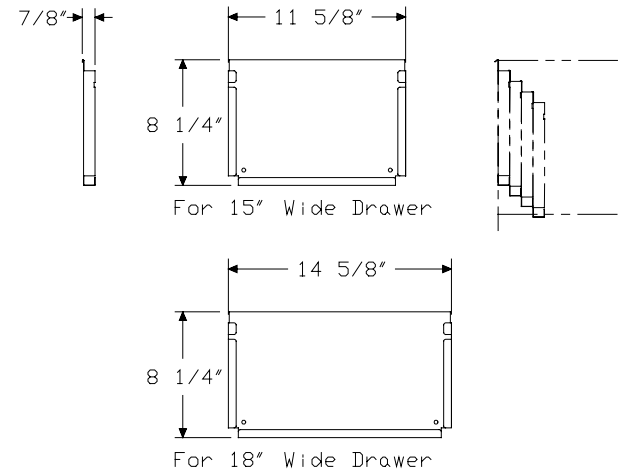
Specification Information	
Step 1.	
73-	
Step 2. Width	
1567-D for 15"-wide drawer (for Meridian® pedestals and 5000 Series furniture)	
1867-D for 18"-wide drawer (for Meridian® pedestals)	
Prices for Steps 1-2.	
73-1567-D	\$15
73-1867-D	\$18

Stationery Tray for Box Drawer, Meridian® Pedestal

73-70

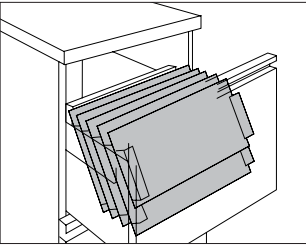


Product Information	Specification Information
<div>Description</div> <p>This sectioned tray stores envelopes, stationery, and forms in a box drawer. The 12"-wide tray fits in a 15"-wide box drawer; the 15"-wide tray fits in an 18"-wide box drawer. Finish is black umber.</p>	<div>Step 1.</div> <div>73-7082-</div>
<div>Notes</div> <p>Stationery tray cannot be used in Tu® pedestals or Quadrant® pedestals. For 5000 Series furniture, stationery tray can be used in standard-, bevel-, or contour-pull pedestals.</p>	<div>Step 2. Width</div> <div>SST for 15"-wide drawer (for Meridian® pedestals and 5000 Series furniture)</div> <div>SST-SP for 18"-wide drawer (for Meridian® pedestals)</div>
<div>Dimensions</div>	<div>Prices for Steps 1-2.</div> <div>73-7082- SST \$108</div> <div>SST-SP \$121</div>

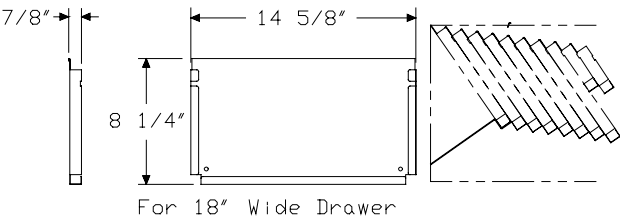
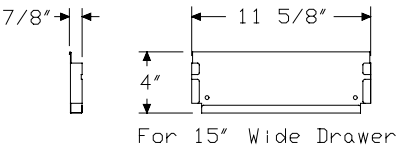


# File Drawer Organizer, Meridian® Pedestal

73-98



Product Information
<p><b>Description</b></p> <p>This sectioned organizer stores letter-size stationery and papers in a file drawer. The 12"-wide organizer fits in a 15"-wide file drawer; the 15"-wide organizer fits in an 18"-wide file drawer. Finish is black umber.</p>
<p><b>Notes</b></p> <p>File drawer organizer cannot be used in Tu® pedestals or Quadrant® pedestals.</p> <p>For 5000 Series furniture, file drawer organizer can be used in standard-, bevel-, or contour-pull pedestals.</p>
Dimensions

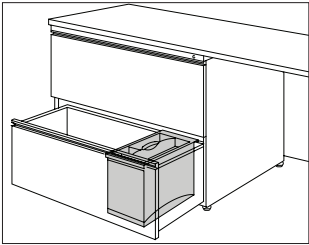


Specification Information	
Step 1.	
73-9874-	
Step 2. Width	
FDO	for 15"-wide drawer (for Meridian® pedestals and 5000 Series furniture)
FDO-SP	for 18"-wide drawer (for Meridian® pedestals)
Prices for Steps 1-2.	
73-9874- FDO	\$192
FDO-SP	\$230



File Drawer Organizer

LG901

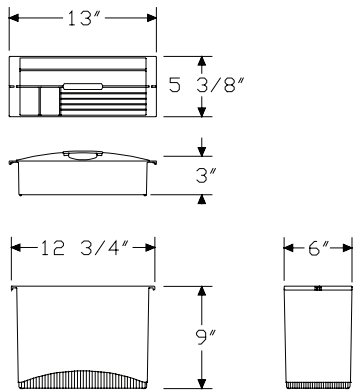


Product Information

Description

This 2-sectioned organizer fits into any file drawer arranged for letter-size filing. The removable top section stores computer disks and other small items. The bottom section stores larger items or can be divided into 3 compartments; it includes 2 vertical dividers. Finish is black umber.

Dimensions



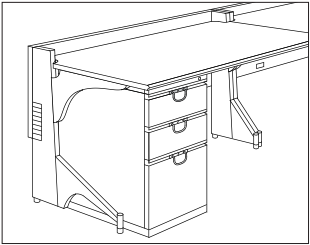
Specification Information

Step 1.

LG901

\$85

Meridian® Pedestals

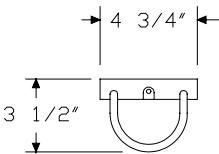


Meridian® Pedestals

Product Information

**Description**  
This plastic loop-style pull slides into the standard pull or Tu® W-pull on a pedestal or lateral file drawer. It makes the drawer easier to open. Package contains 1 pull and attachment hardware.

Dimensions

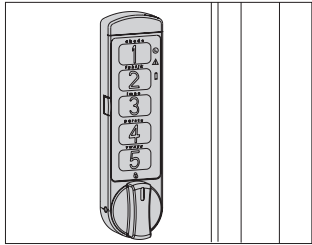


Specification Information

Step 1.		
EAP-		
Step 2. Pull Style		
L	loop	
Prices for Steps 1-2.		
EAP-L		\$55
Step 3. Finish		
BU	black umber	+\$0
HF	inner tone light	+\$0
MT	medium tone	+\$0

# Keyless Lock

MKL-H  
MKL-V  
MKS-H  
MKS-V



## Product Information

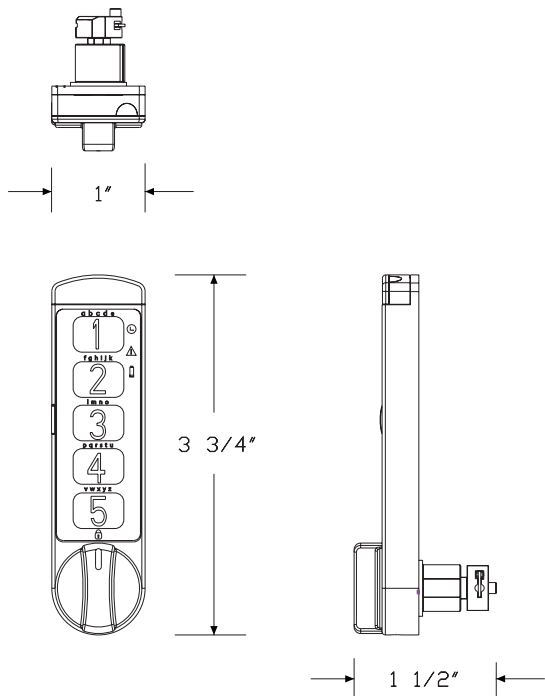
### Description

This keyless lock replaces an existing cam lock and is available in 2 mode options. Locker mode allows for a temporary code to be entered for each use, and station mode allows for repeated use with the same code. Multiple orientation options allow the keyless lock to be used with a variety of products.

### Notes

Replacement battery is a 3-volt lithium CR2032 battery.  
Actual lock dimensions are 3.86"W×1.00"H×0.39"D.  
Meridian® standard pull 2600 series, the Tu® metal pedestal, and some Tu metal lateral files will not accommodate the width of the keyless lock.  
Order the following products separately:  
• Control key fob (MKL-CKF)  
• User key fob (MKL-UKF)  
This keyless lock can be found under the Meridian® product line code of MS.

## Dimensions



## Specification Information

### Step 1.

MK ☐

### Step 2. Mode

L- locker mode ☐

S- station mode ☐

### Step 3. Orientation

HL horizontal, keypad facing left ☐

HR horizontal, keypad facing right ☐

VU vertical, keypad facing up ☐

VD vertical, keypad facing down ☐

### Prices for Steps 1-3.

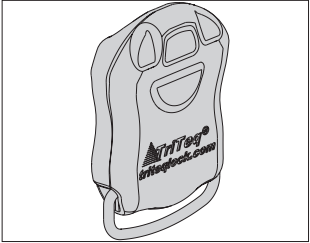
MKL-HL	\$212
MKL-HR	\$212
MKL-VU	\$212
MKL-VD	\$212
MKS-HL	\$212
MKS-HR	\$212
MKS-VU	\$212
MKS-VD	\$212

### Step 4. Finish

OI silver <input type="checkbox"/>	+\$0
BK black <input type="checkbox"/>	+\$0

Keyless Lock, Control Key Fob

MKL-C



Meridian® Pedestals

Product Information

Description

This key fob opens the keyless lock without using the numeric keypad.

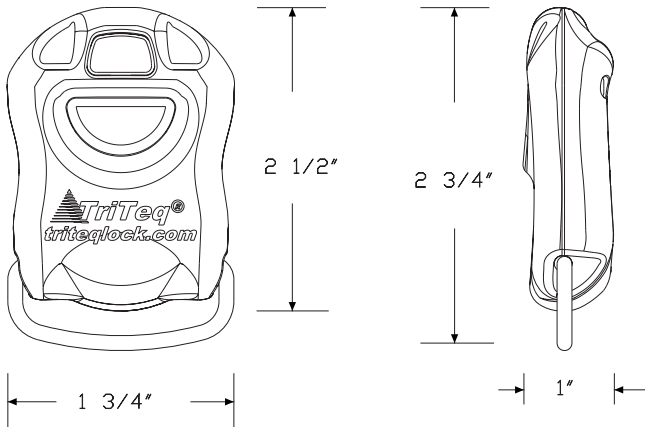
Notes

Order the following products separately:

- Keyless lock (MK)
- User key fob (MKL-UKF)

This keyless lock, control key fob can be found under the Meridian® product line code of MS.

Dimensions



Specification Information

Step 1.

MKL-CKF A

\$182

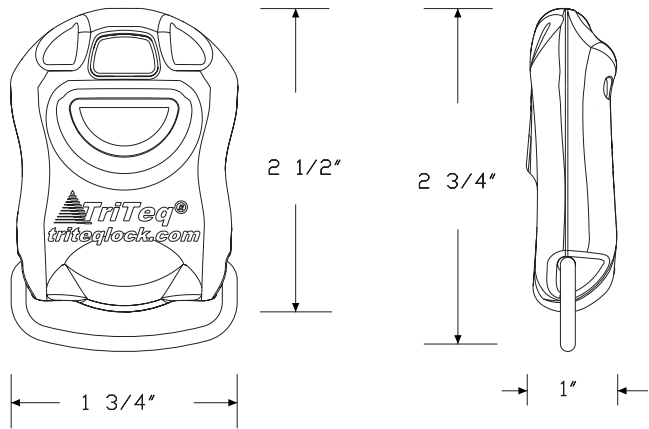
Keyless Lock, User Key Fob

MKL-U



Product Information
Description
This key fob opens the keyless lock without using the numeric keypad.
Notes
Order the following products separately:
<ul style="list-style-type: none"><li>• Keyless lock (MK)</li><li>• Control key fob (MKL-CKF)</li></ul>
This keyless lock, user key fob can be found under the Meridian® product line code of MS.
Dimensions

Specification Information
Step 1.
MKL-UKF <span>A</span> \$182





## Index by Product Name

<b>Meridian® Pedestals</b>	
Arc-Pull Freestanding Pedestal	page(s) 17
Arc-Pull Mobile Pedestal	22
Bar-Pull Freestanding Pedestal	27
Bar-Pull Mobile Pedestal	32
Bevel-Pull Freestanding Pedestal	37
Bevel-Pull Mobile Pedestal	42
Bevel-Pull Suspended Pedestal	47
Drawer Divider for Box Drawer, Meridian® Pedestal	70
Ellipse-Pull Freestanding Pedestal	49
Ellipse-Pull Mobile Pedestal	53
EnhancedAccess™ Pull	74
File Drawer Organizer	73
File Drawer Organizer, Meridian® Pedestal	72
Keyless Lock	75
Keyless Lock, Control Key Fob	76
Keyless Lock, User Key Fob	77
Pedestal Retrofit Cushion Top	67
Pencil Tray for Box Drawer, Meridian® Pedestal	69
Sloped-Pull Freestanding Pedestal	57
Sloped-Pull Mobile Pedestal	62
Standard-Pull Freestanding Pedestal	5
Standard-Pull Mobile Pedestal	10
Standard-Pull Suspended Pedestal	15
Stationery Tray for Box Drawer, Meridian® Pedestal	71





## Index by Product Number



73-15	Drawer Divider for Box Drawer, Meridian® Pedestal	page(s) 70
73-15	Pencil Tray for Box Drawer, Meridian® Pedestal	69
73-18	Drawer Divider for Box Drawer, Meridian® Pedestal	70
73-18	Pencil Tray for Box Drawer, Meridian® Pedestal	69
73-70	Stationery Tray for Box Drawer, Meridian® Pedestal	71
73-98	File Drawer Organizer, Meridian® Pedestal	72
EAP-L	EnhancedAccess™ Pull	74
F1A-1	Arc-Pull Freestanding Pedestal	17
F1D-1		
F1J-1	Ellipse-Pull Freestanding Pedestal	49
F1KP-	Bar-Pull Freestanding Pedestal	27
F1KV-		
F14-1	Bevel-Pull Freestanding Pedestal	37
F16-1	Standard-Pull Freestanding Pedestal	5
F19P-	Sloped-Pull Freestanding Pedestal	57
F19V-		
LG901	File Drawer Organizer	73
M1A-1	Arc-Pull Mobile Pedestal	22
M1D-1		
M1J-1	Ellipse-Pull Mobile Pedestal	53
M1KP-	Bar-Pull Mobile Pedestal	32
M1KV-		
M14-1	Bevel-Pull Mobile Pedestal	42
M16-1	Standard-Pull Mobile Pedestal	10
M19P-	Sloped-Pull Mobile Pedestal	62
M19V-		
MKL-C	Keyless Lock, Control Key Fob	76
MKL-H	Keyless Lock	75
MKL-U	Keyless Lock, User Key Fob	77
MKL-V	Keyless Lock	75
MKS-H		
MKS-V		
S14-1	Bevel-Pull Suspended Pedestal	47
S16-1	Standard-Pull Suspended Pedestal	15
TC1-1	Pedestal Retrofit Cushion Top	67
TC2-1		



## 20-Day or Less/Assigned Lead-Time Order Information

### 20-Day or Less and Assigned Lead-Time Programs

20-day or less and assigned lead-time products are designed for established Herman Miller dealers with pre-approved credit.

Products are distributed from multiple manufacturing facilities across the United States. All products and options not designated by an Assigned Lead-Time icon  will ship in 20 business days or less after being acknowledged by Herman Miller. Products and options designated by an  are on the assigned lead-time program and will ship in 20 days, less than 20 days, or more than 20 days from order acknowledgement.

### Ordering Procedure

Please place orders through Order Manager. If this is not available to you, place orders through mail or fax. Verbal purchase orders will not be accepted.

Order Entry fax number for Passage®, 5000 Series, and Meridian® Filing and Storage: (616) 846 9236.

Order Entry fax number for all other products:  
(616) 654 3085.

For more information, contact your Customer Care representative at:  
(866) 854 3048 EXT 3400.

### Shipments and Delivery

Per Herman Miller Terms and Conditions.

### Changes and Cancellation

Per Herman Miller Terms and Conditions.



# Keyed-Alike Information

## Keyed-Alike Locks

All components with locks may be specified keyed alike. Products with keyed-alike locks will be shipped with lock chassis installed. Installation of lock cylinders will be on-site according to instructions provided. Herman Miller, Inc., will not be responsible for lock cylinder installation.

When specifying product keyed-alike, include separate lines on your order for the lock cylinders.

**For Action Office®, Ethospace®, Passage®, Quadrant®, Resolve®, and Supplemental products,** list cylinder part number and key number (232092-XXX); select a key number (or numbers) between 226 and 427, excluding numbers 408 and 412.

The following products require a different lock cylinder part number. Specify UKY001-XXX for these products only; select a key number (or numbers) between 226 and 427, excluding numbers 408 and 412.

- A3013.
- A3053.
- G5180.
- G5181.
- G5280.

The keys provided in 232092-XXX and UKY001-XXX kits work with either cylinder type, provided the key numbers match.

**For Tu® Storage, Canvas Office Landscape®, 5000 Series, and Meridian® Storage, see the following charts.**

Keyed-alike locks are field installed.

To order keyed-alike locks for Action Office® Series 1 and 2 door panels, please contact Customer Care.

A master key can be used to open any lock on an attached or freestanding component. In addition, a removal key or lock change tool is required to remove lock plugs. Customers interested in ordering master keys, removal keys, or lock change tools should contact Customer Care.

For Canvas overhead and lower storage units, specify as follows:

Specification Code	Part Number	Color	Lock Series
KA	1B2JK7-XXX <sup>1</sup>	chrome	UM series 226-427

For Canvas Metal Storage, Meridian Storage, Tu Storage, and 5000 Series desk components with pedestals, specify as follows:

Specification Code	Key Number	Color	Lock Series
KA	232092-XXX <sup>1</sup>	black	UM series 226-427
KA	1B2JK7-XXX <sup>1</sup>	chrome	UM series 226-427

For 5000 Series flipper door unit with bezel or credenza storage cabinet with bezel, specify as follows:

Specification Code	Key Number	Color	Lock Series
KA	232092-XXX <sup>1</sup>	black	UM series 226-427

For Canvas Metal Desk overhead units, specify as follows:

Specification Code	Key Number	Color	Lock Series
KA	232092-XXX <sup>1</sup>	black	UM series 226-427
KC	1B2JK7-XXX <sup>1</sup>	chrome	UM series 226-427

**Key Number:**  
XXX<sup>1</sup> = a key number between 226 and 427 (excluding 408 and 412)

# Vary Easy Program

## Program Overview

Vary Easy is a program designed to help dealers specify standard products with a larger breadth of options. For example, depending on the type of product being specified, choices include additional size, finish, edge types, and cable management features. Vary Easy 3D, specIT, and third-party text-based specification packages support the Vary Easy program. Vary Easy 3D enables designers to create a 3D image, CAD symbols, and a price book page. A Vary Easy product number is assigned for each product as the user selects specific options. Once the product is completely specified, the order can be submitted via Kiosk's Order Manager or a dealer's business system.

## Accessing and Specifying Vary Easy

To view the full product vocabulary, go to the Vary Easy Product Offering on Kiosk. To specify Vary Easy, go to the Vary Easy 3D website on Kiosk, specIT, or your third-party text-based specification package.

Once you've made your product line selection, continue to follow through each option and enter the specific options that represent the product you need. When the product is fully specified, Vary Easy will generate an orderable product number and instantly calculate a price.

*Note: Failure to completely specify a product will cause a delay in order acknowledgements. Be sure to make a selection for all options offered.*

The acknowledgement process for Vary Easy products is the same as for any standard order. Vary Easy products ship with a standardized lead time and are competitively priced.

For more information, contact your Customer Care Line at (866) 854 3048 EXT 3400.

# Stain-to-Match Program

## Stain-to-Match Program

### Program Overview

The Stain-to-Match program gives you the option of using veneer finishes that are not listed in the standard offering. The program allows Herman Miller to match a customer's existing recut or natural veneer, or create a new finish that is unique to an installation.

Specific information on approval, ordering, pricing, and warranty for the Stain-to-Match program is listed below. Questions and requests for assistance may be directed to Herman Miller Options at:

(800) 654 3910

### Ordering Products with Stain-to-Match Veneers

1. Fill out the Options Stain-to-Match Request Form and send along with a color sample (2" x 3" minimum) to the Herman Miller Options Applications Team at the address provided on the form. The form can be found on Omni.
2. Within 7-10 working days, Herman Miller Options will send a sample of the color-matched stain on Herman Miller veneer to the requester for the customer's signed approval.
3. If the sample meets the customer's approval, sign the reverse side of the sample, scan and email the approval to:  
options@hermanmiller.com.
4. After the stain has been approved, a formal quotation with special number and pricing can be provided, or the product can be specified through the Vary Easy program, if available. Work with the Options team on final product needs and how to specify.
5. A purchase order can then be placed.

### Stain-to-Match Warranty

Herman Miller warrants its products to be free from defects in craftsmanship from the date of delivery for the applicable warranty period. Herman Miller is responsible for the physical properties of the veneers available through the Stain-to-Match program, which include:

- STA: Stain-to-Match on Recut Ash
- STB: Stain-to-Match on Beech
- STC: Stain-to-Match on Cherry
- STD: Stain-to-Match on Oak
- STK: Stain-to-Match on Reltech Anigre (Geiger)
- STM: Stain-to-Match on Recut Mahogany
- STP: Stain-to-Match on Maple
- STU: Stain-to-Match on Walnut (Geiger)

See your specification tool for product specific finish offering limitations.





# Customer's Own Material/ Customer's Own Leather Order Information — Cushion Tops

## Customer's Own Material/Customer's Own Leather

### Program Overview

The Customer's Own Material (COM) and Customer's Own Leather (COL) program gives you the option of using textiles other than those listed. Herman Miller will test textiles for application to Herman Miller products and will process orders for those with approved COM/COL textiles only. COM/COL are assigned lead time textiles.

Omni lists an overview of fabrics and leathers that have been tested and indicates whether or not they were approved for application to Herman Miller products.

Specific information on the terms and conditions, testing, approval, and ordering process for COM/COL is listed below. Questions about the COM/COL program and requests for assistance may be directed to your COM representative at:

(616) 654 3400

(866) 854 3048 EXT 6543400

### Customer's Own Material/Customer's Own Leather Warranty

Herman Miller does not warrant COM/COL textiles. COM/COL textiles are tested for application only; they are not tested for performance. The Herman Miller warranty does apply to the underlying products.

Suppliers of COM/COL textiles are responsible for color consistency within commercial tolerances, UV stability, and resistance to soiling and perspiration.

### Customer's Own Material/Customer's Own Leather Pricing

COM is a Category 1 fabric. There are no application charges for COM fabrics. COL is a Category 7 textile; refer to prices on specific products to determine the application charge.

Ordering and payment for COM/COL textile yardage are the responsibility of the customer and the textile supplier.

If desired, Herman Miller will purchase COM textiles directly from True Textiles, C.F. Stinson, Luna Textiles, Maharam, and Momentum Textiles to simplify ordering and shipment. For this service, refer to the Supplier Connection program.

### Application Note

Herman Miller does not guarantee that Customer's Own Material (COM) fabric patterns will align across panels/tiles or from one screen to the next. We also do not guarantee that COM fabric designs will be positioned consistently in the same location across several panels, tiles, or screens.

## Textile Approval

1. Select a COM/COL textile.
2. If your textile is not listed on Omni, obtain a test number from a COM representative at (616) 654 3400. You can also submit your request within Omni. Please have the following information ready before calling: textile name, number, pattern, and the product you will apply it to.
3. Herman Miller will notify you of approval or disapproval within 4 days from receipt of the test yardage.

Customer's Own Material/  
Customer's Own Leather  
Order Information — Cushion Tops

continued

Ordering Products with COM/COL

1. Refer to the specific products to determine the yardage required for COM/COL textiles.
2. If your textile is not listed on Omni, call a COM representative at (616) 654 3400 or (866) 854 3048 EXT 6543400. The representative will assign an identification number for your textile (ID#) and will verify yardage requirements for your order. Yardage requirements are based on directional, 54"-wide textiles. Additional yardage may be needed due to the unique characteristics of a textile.
3. Enter your order on Order Manager in Omni.
4. Upon receipt of your purchase order, Herman Miller will send you a PO acknowledgment.
5. Arrangements must be made for the textiles to be shipped from the supplier to Herman Miller for application to the seating products. See Omni for shipping procedures and current shipping addresses or contact a COM representative at (616) 654 3400 or (866) 854 3048 EXT 6543400.

Products will be scheduled for production when COM/COL textiles are received at Herman Miller. Standard lead times in effect at that time will apply.

*Note: If textiles are to be purchased directly by Herman Miller through the Supplier Connection program, Herman Miller will handle the ordering and shipping process and will schedule your order for production upon receipt of your purchase order (dependent on textile availability). Refer to the Supplier Connection program for more information.*

Supplier Connection

Program Overview

The Supplier Connection program is a service offered by Herman Miller to purchase approved COM textiles directly from True Textiles, C.F. Stinson, Luna Textiles, Maharam, and Momentum Textiles. When you select a textile through this program, Herman Miller will facilitate the ordering, scheduling, and shipment of the textile directly with the supplier.

Suppliers included in the Supplier Connection program keep an active inventory of textiles that are pre-approved for application to Herman Miller products. Pre-approval applies only to the suitability of a textile for manufacturing and application to a Herman Miller product. Omni provides an overview of fabrics that have been tested and indicates whether or not they were approved for application to Herman Miller products.

Specific information on the terms and conditions, testing, approval, and ordering process for the Supplier Connection program is listed below. Questions and requests for assistance may be directed to your COM representative at:  
(616) 654 3400  
(866) 854 3048 EXT 6543400

Supplier Connection Warranty

Textiles purchased by Herman Miller through the Supplier Connection program are COM and are not warranted by Herman Miller. COM textiles are tested for application only; they are not tested for performance. The Herman Miller warranty does apply to the underlying products.

Suppliers of COM textiles are responsible for color consistency within commercial tolerances, UV stability, and resistance to soiling and perspiration.

# Customer's Own Material/ Customer's Own Leather Order Information — Cushion Tops

*continued*

## **Supplier Connection Pricing**

Textiles purchased by Herman Miller through the Supplier Connection program are COM. COM is a Category 1 fabric. There are no application charges for COM fabrics.

Payment for textiles purchased by Herman Miller through the Supplier Connection program is the responsibility of the customer or dealer. Herman Miller will invoice the order at the supplier's prices published at the time of the order.

## **Textile Approval**

1. Refer to Omni to identify the approval status of the textile. If your textile is not listed, contact the COM Department to request testing for application to Herman Miller products.
2. Herman Miller will notify you of approval or disapproval in approximately 4 days from receipt of the test yardage. If the textile is approved, it will be assigned a COM identification number.

## **Ordering Products with Supplier Connection COM**

1. Identify and include the following information on your purchase order:
  - Product number and option
  - Herman Miller's COM identification number
2. Enter your order on Order Manager in Omni.
3. Upon receipt of the purchase order, Herman Miller will process your order and send you a PO acknowledgment. Herman Miller will determine the yardage required to produce your product and will order and schedule for delivery the required textile. Standard lead times in effect at the time the textile is allocated at the supplier will apply to products ordered through this program.



# Proprietary Textiles Application Chart — Seating

• Available

[A] Assigned lead-time textile.

[N] Non-woven textile.

See following page for exception notes.

Price Category 1																																
COM	Customer's Own Material		[A]				14	1	1			1	1	1	1	1	1			1		1	1			1	1	1	1	1	1	
231	8Z Pellicle®			•																												
1A7	AireWeave™ 2				•																											
8T	Crossing					•				•	•						•					•					•	•		•	•	
3DE	Dex					14		•	•	•		•	•	•	•	•	•			•		•			•	19	•			•	•	
4RM	Duo																			•												
6V	Flexnet™																•															
95	Gem					14				•	•					•						•				•	•			•	•	
845	Intercept			•																												
365	Interweave 2											•			•																	
4W	Lyris 2™									•	•																					
1MN	Monologue					14		24	22	•	•		•	•	•			•	•		•	•		•	•	•	•		•	•	•	
3DK	Stretch Knit		[A]					21																								
235	Tailored		[A]					•	•	•	•	•	•	•	•	•		•	•		•				•	23				7	•	
1WS	Whisper					14		24	•	•	•	•	•	•	•	•	•	•	•	•	•	•	•	•	•	•	•	•	•	•	•	
Price Category 2																																
3AR	Aristo					14		•	•	•	•	•	•	•	•	•		•		•	•		•	•	•			•	•	•		
92	Crepe					•		•	•	•	•	•	•	•	•	•		•	•		•	•		•	•	•	•		•	•	•	
3EP	Epic					14		•	•			•	•	•	•			•		•			•	•	•				7	•	•	
22Q	Fish Net					•		•	•	•		•	•	•	•	•	•		•	•		•	•		•	•		•		7	•	•
1LM	Loom					14		•	•			•	•	•	•	•		•	•		•	•		•			•		•	•	•	
1MV	Marvel		[N]					21	22									•												•		
1HA	Medley					15	•	•	22			•	•	•	•	•	•	•	•		•	•		•	•	•			•	•	•	
3A	Moiré					14		•	•	•	•		•		•		•	•		•	•		•						•	•	•	
30	Rhythm					•	23	•	•			•	•	•	•	•	•	•	•		•	•		•		•	•		•		•	
1RV	Rivet					14		21	22				•	•	•	•		•	•		•			•	•	•	•		•	•	•	
3SL	Sequel		[N]	[A]		15		•	•	•	•	•	•	•	•	•	8		•	•		•	•		•	•	•	•		•	•	
8R	Twist					•		•	•	•	•	•	•	•	•	•		•	•		•	•		•	•	•		•	•	•	•	
22T	Well Suited																8									•		23			•	
Price Category 3																																
3AC	Ace		[N]					21	•			•	•	•	•	•	8		•	•		•	•		•	19				•		
70	Bento							•	•	•	•		•	•	•	8			•		•										•	
4LN	Landing																												•			
8M	Latitude™					23		•	•												•					•	•					
22R	Pins and Needles					14		•	•	•		•	•	•	•	•				•			•		•	•			•	•	•	
22V	String Plaid					14		•	•			•	•	•	•	•			•			•		•					•	•	•	
Price Category 4																																
7Y	Bingo		[N]	[A]				•	•	•	•	•	•	•	•	•	8		•	•		•	•							•		
1DL	Dialogue																						•									
213	Mercer					14		21	22			•	•	•	•	•			•	•		•			•	•	•		•			
1A9	Network																					•										
6J	Plateau																•													•		
6S	Quilty					14		•	•			•	•	•	•	•		•	•		•	•			•			•	•	•	•	
8Y	Spools					14		21	•	•	•	•	•	•	•	•		•	•		•	•			•				•		•	
22P	Strata							•	•	•		•	•	•	•	•		•	•		•	•		•	•	•	•		•		•	
3SY	Sync					•	•	•	•	•	•	•	•	•	•		•	•		•	•		•	•	•	•	•		•		•	

continued on next page

# Proprietary Textiles Application Chart — Seating continued

- Available

[A] Assigned lead-time textile.

[N] Non-woven textile.

See below for exception notes.

# Proprietary Textiles Application Chart — Seating continued

- Available

A

Assigned lead-time textile.

N

Non-woven textile.

See below for exception notes.

	Aeron® Chairs	Cosm™ Chairs	Mirra® 2 Chairs/Stools	Celle® Chairs/Stools	Embody® Chairs	Sayl® Work Chairs/Stools	Sayl Side Chairs	Setu® Chairs/Stools	Setu Lounge Chair/Ottoman	Verus™ Work Chairs/Stools Back	Verus Work Chairs/Stools Seat	Verus Side Chairs Back	Verus Side Chairs Seat	Verus Plus Chairs	Aside® Chairs	Caper® Chairs/Stools	Keyn Chair Group Back	Keyn Chair Group Seat	Lino™ Chairs Back	Lino Chairs Seat	Locale® Bench Cushion	Public Office Landscape® Back	Public Office Landscape Seat	Plex® Lounge Furniture	Swoop™ Lounge Seating - Fully Upholstered	Swoop Lounge Seating - Plywood	Eames® Tandem Sling Seating	Cushion Tops	Workspaces
Price Category 5																													
14A__ Hopsak			14		•	•	•	•	•	•	•	•	•	•	•		•	•		•	•		•	•	•	•		•	•
22N__ Noble (22H__ ) A			14		•	25	•			•	•	•	•	•	8		•	•		•	•		•	•		•		•	
3SU__ Summit [N]			15		•	•				•	•	•	•	•						•	•		•	•	•	•		•	
Price Category 6																													
35__ Balance					•																								
Price Category 7																													
COL Customer's Own Leather A	1		14											8														1	
Price Category 8																													
No fabrics available at this time																													
Price Category 9																													
21__ Leather [N]	23		14											8						•						•		•	

Application Note: Herman Miller cannot guarantee material/pattern alignment in adjacent products. For example, a fabric's pattern may not align from one pedestal cushion top to the next, or from one chair to another.

- 1 Refer to price book appendices and Omni for COM/COL information.
- 7 Available on 1" Cushion Tops only.
- 8 Only available on nonupholstered outer back option (PB).
- 14 Available on Celle UC (upholstered seat) and Celle UF (upholstered seat) Chairs.
- 15 Available only on Celle HC (upholstered seat with protective edge) and Celle HF (upholstered seat) Chairs.
- 19 Available on Plex seat only.

- 21 Not available on Sayl upholstered back work chairs.
- 22 Not available on Sayl side chairs with upholstered backs.
- 23 Available in select colors. Refer to "Proprietary Textile Colors-Seating" for color offering.
- 24 Not available on Sayl upholstered High-Back Work Chairs.
- 25 Not available on Sayl side chairs with upholstered backs. Available in select colors. Refer to "Proprietary Textile Colors-Seating" for color offering.

# Proprietary Textile Colors — Seating

## Price Category 1

**Customer's Own Material**  
See Order Information in  
Appendices.  
Assigned lead-time textile. [A](#)

**8Z Pellicle®**  
For New Aeron® Chairs  
56% elastomeric  
44% polyester  
23101 Mineral  
23102 Carbon  
23103 Graphite

**AireWeave™ 2**  
For Mirra® 2 Chairs  
67% elastomeric  
33% antimony-free polyester  
1A701 Alpine  
1A702 Slate Grey  
1A703 Graphite  
1A704 Lime Green  
1A705 Cappuccino  
1A706 Urban Orange  
1A707 Dark Turquoise  
1A708 Twilight

**Crossing**  
54" wide  
86% antimony-free polyester  
14% polyester  
8T03 Wicker  
8T04 Porcelain  
8T05 Warm Grey  
8T06 Sepia  
8T07 Pumpkin  
8T08 Copper  
8T09 Cranberry  
8T10 Tomato  
8T11 Mulberry  
8T12 Plum  
8T13 Green Apple  
8T14 Loden  
8T15 Spruce  
8T16 Periwinkle  
8T17 Cerulean  
8T18 Indigo  
8T19 Shale  
8T20 Brownstone  
8T21 Bark  
8T22 Tin  
8T23 Graphite  
8T24 Black

**Dex**  
54" wide  
50% recycled polyester  
50% polyester  
3DE01 Frost  
3DE02 Silver Pine  
3DE03 Stone  
3DE04 Shale  
3DE05 Charcoal

**Duo**  
For Lino™ Chairs  
52% polyester  
48% elastomeric  
4RM01 Mineral  
4RM02 Poppy  
4RM03 Green Leaf  
4RM04 Jade  
4RM05 Shadow  
4RM06 Graphite

**Flexnet™**  
For Caper® Chairs  
69% elastomeric  
31% polyester  
6V01 Black  
6V02 Silver Grey

**Gem**  
54" wide  
100% antimony-free polyester  
9502 Tangerine  
9503 Red  
9507 Twilight  
9508 Bayou  
9510 Berry Blue  
9511 Aqua Green  
9512 Green Apple  
9514 Black  
9515 Slate Grey  
9516 Fog

**Intercept**  
For Cosm™ Chairs  
60% elastomeric  
40% polyester  
84501 Graphite  
84502 Carbon  
84503 Mineral  
84504 Nightfall  
84505 Glacier  
84506 Canyon

**Interweave 2**  
For Verus™ Chairs  
65% elastomeric  
35% polyester  
36501 Iceberg  
36502 Poppy  
36503 Beachglass  
36504 Blue Grotto  
36505 Slate  
36506 Shale

**Lyris 2™**  
For Setu® Chairs  
74% elastomeric  
26% polyester  
4W21 Alpine  
4W22 Mango  
4W23 Chartreuse  
4W25 Berry Blue  
4W26 Slate Grey  
4W28 Chino  
4W29 Rattan  
4W30 Java  
4W31 Graphite

**Monologue**  
54" wide  
56% recycled polyester  
44% polyester  
1MN01 Linen  
1MN02 Alabaster  
1MN03 Truffle  
1MN04 Folkstone  
1MN05 Silver Pine  
1MN06 Slate  
1MN07 Seed  
1MN08 Yellow Oxide  
1MN09 Persimmon  
1MN10 Tundra  
1MN11 Meadow  
1MN12 Blue Sky  
1MN13 Blue Spruce  
1MN14 Deep Sea

**Stretch Knit**  
Assigned lead-time textile. [A](#)  
Available only on Sayl®  
Suspension Back Work Chairs  
97% polyester, 3% spandex  
3DK01 Fog  
3DK02 Slate Grey  
3DK03 Java  
3DK04 Black  
3DK05 Red  
3DK06 Green Apple  
3DK07 Berry Blue

Price category 1 continued on  
next page

# Proprietary Textile Colors — Seating

*continued*

## Price Category 1

*continued*

Tailored	
Assigned lead-time textile. <span>A</span>	
54" wide	
56% polyester	
44% recycled polyester	
23501	Studio White *
23502	Sugar *
23503	Tomato
23504	Orchid
23505	Boysenberry
23506	Chive
23507	Bluegrass
23508	Cobalt
23509	Cadet
23510	Fog
23511	Graphite
23512	Black
23513	Coffee

\* Colors not available on Plex™ Lounge Furniture.

Whisper	
54" wide	
73% recycled polyester	
27% polyester	
1WS01	Sand Dollar
1WS02	Pebble
1WS03	Silver Birch
1WS04	Iceberg
1WS05	Silver Pine
1WS06	Carbon
1WS07	Cumin
1WS08	Adobe
1WS09	Strawberry
1WS10	Blush
1WS11	Eggplant
1WS12	Willow
1WS13	Sea Grass
1WS14	Pool
1WS15	Blueberry

## Price Category 2

Aristo	
54" wide	
88% recycled polyester	
12% polyester	
Acrylic backing	
3AR01	Forest Moss
3AR02	Light Brindle
3AR03	Mink
3AR04	Copper
3AR05	Adobe
3AR06	Cherry
3AR07	Lilac
3AR08	Green Apple
3AR09	Surf
3AR10	Waterfall
3AR11	Cadet
3AR12	Tin
3AR13	Pewter
3AR14	Grey Brindle
3AR15	Grey Black

Crepe	
54" wide	
100% recycled polyester	
9201	Licorice
9203	Smoke
9207	Cherry
9209	Claret
9212	Raisin
9218	Aquamarine
9223	Cadet
9241	Beachglass
9243	Midnight
9244	Artichoke
9248	Warm White
9249	Stone
9250	Earth
9251	Fog
9252	Slate Grey
9253	Yellow Dark
9254	Coral
9255	Blush Grey
9256	Wild Berry
9257	Clover
9258	Caribbean
9259	Cerulean

Crepe <i>continued</i>	
9260	Brownstone
9261	Shale
9262	Graphite
9263	Tomato
9264	Green Apple

Epic	
54" wide	
56% recycled polyester	
44% polyester	
Acrylic backing	
3EP01	Alabaster
3EP02	Smoke
3EP03	Falcon
3EP04	Citrus Spring
3EP05	Copper
3EP06	Urban Orange
3EP07	Poppy
3EP08	Wild Plum
3EP09	Sugar Plum
3EP10	Clover
3EP11	Loden
3EP12	Everglade
3EP13	Mist
3EP14	Peacock
3EP15	Cadet
3EP16	Indigo
3EP17	Spring Wood
3EP18	Grey Brindle
3EP19	Seed
3EP20	Carbon Dark

Fish Net	
55" wide	
100% recycled polyester	
22Q01	Oyster
22Q02	Stone
22Q03	Citrus
22Q04	Curry
22Q05	Chipotle
22Q06	Cherry
22Q07	Fuschia
22Q08	Claret
22Q09	Purple
22Q10	Clover
22Q11	Pesto
22Q12	Peacock
22Q13	Lagoon
22Q14	Twilight
22Q15	Bluestone
22Q16	Storm
22Q17	Black
22Q18	Cocoa

Loom	
54" wide	
100% polyester	
1LM01	Linen
1LM02	Brown Sugar and Spice
1LM03	Brick and Mortar
1LM04	Salt and Pepper
1LM05	Black
1LM06	Lemongrass
1LM07	Poppy
1LM08	Wild Berry
1LM09	Loden
1LM10	Jade
1LM11	Deep Sea

*Price category 2 continued on next page*



# Proprietary Textile Colors — Seating

continued

## Price Category 2

continued

Marvel	
54" wide	
100% pvc-free polyurethane	
1MV01	Summer White
1MV02	Sand Dollar
1MV03	Espresso
1MV04	Folkstone Grey
1MV05	Graphite
1MV06	Onyx
1MV07	Polar Blue
1MV08	Blush Grey
1MV09	Woodrose
1MV10	Citrus
1MV11	Adobe
1MV12	Red
1MV13	Kiwi Green
1MV14	Pine
1MV15	Teal Green
1MV16	Twilight
Medley	
54" wide	
100% polyester	
1HA01	Stone
1HA02	Trail
1HA03	Charcoal
1HA04	Cinder
1HA05	Citrus
1HA06	Papaya
1HA07	Chutney
1HA08	Tundra
1HA09	Feather Grey
1HA10	Chartreuse
1HA11	Loden
1HA12	Peacock
1HA13	Bayou
1HA14	Blue Grotto
1HA15	Blueberry
1HA22	Khaki
1HA23	Pewter
1HA24	Yellow Oxide
1HA25	Vintage Rose
1HA26	Raspberry
1HA27	Acai Berry

Moiré	
54" wide	
100% recycled polyester	
3A01	Concrete
3A02	Biscotti
3A03	Rattan
3A04	Chambray
3A05	Fern
3A08	Violet
3A09	Zin
3A10	Curry
3A11	Spice
3A12	Cork

Rhythm	
54" wide	
100% polyester	
3001	Kiwi Green *
3002	Green Apple
3003	Peacock
3004	Bayou *
3005	Berry Blue
3006	Iris
3007	Twilight
3008	Pumpkin *
3009	Poppy *
3010	Molasses
3011	Mulberry
3012	Khaki *
3013	Mink
3014	Black
3015	Charcoal

\* Colors not available on Embody® Chair.

Rivet	
54" wide	
100% recycled polyester	
1RV01	Twig
1RV02	Deep Clay
1RV03	Woodrose
1RV04	Otter
1RV05	Hemlock
1RV06	Olive
1RV07	Lagoon
1RV08	Deep Sea
1RV09	Charcoal
1RV10	Grey Brindle

Sequel	
54" wide	
100% vinyl	
100% polyester knit backing	
Resilience® finish	
3SL01	White
3SL02	Pebble
3SL03	Mushroom
3SL04	Stone
3SL05	Chestnut
3SL06	Rattan
3SL07	Black Cherry
3SL08	Tundra
3SL09	Seal
3SL10	Blue Fog
3SL11	Folkstone
3SL12	Shale
3SL13	Slate Grey
3SL14	Charcoal
3SL15	Carbon Dark
3SL28	Navy

Twist	
54" wide	
80% antimony-free polyester	
13% recycled polyester	
7% polyester	
8R05	Wicker
8R10	Poppy
8R14	Tin
8R15	Shale
8R16	Graphite
8R17	Birch
8R18	Sepia
8R22	Blueberry
8R23	Green Apple
8R26	Gunmetal
8R27	Cinder
8R28	Citrus
8R29	Pekoe
8R30	Tangerine
8R31	Red Plum
8R32	Wisteria
8R33	Forest
8R34	Jade Dark
8R35	Waterfall
8R36	Midnight Blue
8R37	Carbon Dark

Price category 2 continued on next page

# Proprietary Textile Colors — Seating

continued

## Price Category 2

continued

Well Suited	
55" wide	
79% polyester	
21% recycled polyester	
22T01	Oyster *
22T02	Raffia *
22T03	Peppermint *
22T08	Cool Grey *
22T16	Jade
22T17	Peacock
22T18	Blueberry

\* Colors not available on Swoop™ Plywood Lounge Seating.

## Price Category 3

Ace	
54" wide	
100% polyurethane	
Polyester knit backing	
Stain resistant finish	
3AC01	Summer White
3AC02	White Ash
3AC03	Rye
3AC04	Metal
3AC05	Clay
3AC06	Chestnut
3AC07	Citrus
3AC08	Camelback
3AC09	Chipotle
3AC10	Claret
3AC11	Slate Purple
3AC12	Artichoke
3AC13	Sepia Dark
3AC14	Aloe
3AC15	Flint
3AC16	Blue Sky
3AC17	Oceanside
3AC18	Midnight
3AC19	Spring Wood
3AC20	Frost
3AC21	Lead
3AC22	Black

Bento	
54" wide	
100% antimony-free polyester	
7001	Frost
7002	Linen
7003	Khaki
7004	Truffle
7005	Grey Black
7006	Pumpkin
7007	Cranberry
7008	Everglade
7009	Cobalt

Landing	
For Eames® Tandem Sling Seating	
54" wide	
100% TPE	
Polyester knit backing	
4LN01	Black

Latitude™	
61" wide	
100% polyester	
8M01	Graphite
8M02	Shadow
8M10	Alpine
8M17	Black
8M21	Slate Grey
8M22	Lime Green
8M23	French Press
8M24	Urban Orange
8M25	Dark Turquoise
8M26	Twilight

Latitude	
Colors for Mirra 2 Chairs	
100% polyester	
8M10	Alpine
8M17	Black
8M21	Slate Grey
8M22	Lime Green
8M23	French Press
8M24	Urban Orange
8M25	Dark Turquoise
8M26	Twilight

Pins and Needles	
58" wide	
76% recycled polyester	
24% polyester	
22R01	Day and Night
22R02	Night and Day

String Plaid	
54" wide	
100% recycled polyester	
22V01	Warm White on Khaki
22V02	Mint on Yellow Green
22V03	Mist on Blue Grey
22V04	Sky Blue on Red
22V05	Lime on Magenta
22V06	Bright Green on Green
22V07	Aqua Blue on Cerulean
22V08	Ivory on Black

# Proprietary Textile Colors — Seating

continued

## Price Category 4

### Bingo

54" wide  
100% PVC-free polyurethane  
Resilience® finish

7Y01	Oyster
7Y02	Natural
7Y03	Cashew
7Y05	Rattan
7Y06	Root
7Y07	Woodland
7Y10	Allspice
7Y11	Canyon
7Y17	Seed
7Y18	Mushroom
7Y19	Blue Grey
7Y21	Black
7Y22	Mint
7Y23	Seaport
7Y24	Evening Blue
7Y26	Kiwi Green
7Y27	Celadon
7Y29	Pesto

### Dialogue

For Public Office Landscape®  
Sectional Back/Social Chair Back  
knit to size  
100% polyester

1DL01	Light Brindle
1DL02	Dark Brindle

### Mercer

54" wide  
50% solution dyed recycled nylon  
50% solution dyed nylon  
BLOCKaide

21301	Stone
21303	Cayenne
21305	Pesto
21306	Teal Blue
21307	Ultramarine
21310	Charcoal

### Network

For Public Office Landscape®  
Sectional Back/Social Chair Back  
knit to size  
100% polyester

1A901	Warm White
1A902	Fog
1A903	Red
1A904	Wildberry
1A905	Green Apple
1A906	Twilight
1A907	Graphite

### Plateau

#### Perspectives® Collection

knit to size  
100% polyester

6J01	Feather Grey
6J02	Trail
6J06	Twig
6J08	Sagebrush
6J09	Winter Berry
6J10	Thunder
6J11	Blueberry
6J12	Rosemary
6J14	Black

### Quilty

56" wide  
100% antimony-free polyester  
GreenShield

6S03	Khaki
6S04	Straw
6S07	Brick
6S10	Mink
6S11	Green Apple
6S13	Indigo
6S14	Zinc
6S15	Slate
6S16	Beachwood
6S17	Paprika
6S18	Plum
6S19	Juniper
6S20	Grey Black

### Spools

54" wide  
51% recycled polyester  
49% polyester  
Crypton® Green

8Y03	Trail
8Y05	Copper
8Y08	Bluegrass
8Y09	Lagoon
8Y12	Marsh
8Y13	Bud

### Strata

54" wide  
50% Solution dyed recycled nylon  
50% Solution dyed nylon  
BLOCKaide

22P04	Pesto
22P05	Peacock
22P06	Blue Jay
22P07	Blueberry
22P09	Mango
22P10	Paprika
22P12	Wheat
22P13	Brownstone
22P14	Bayou

### Sync

55" wide  
100% polyester

3SY01	Pine Cone
3SY02	Citron
3SY03	Canyon
3SY04	Truffle
3SY05	Wild Berry
3SY06	Everglade
3SY07	Glacier
3SY08	Nightfall
3SY09	Dark Mineral
3SY10	Slate Grey
3SY11	Dark Carbon
3SY12	Black

## Price Category 5

### Hopsak

56" wide  
100% recycled polyester

14A20	Black
14A22	Raw Umber Dark
14A26	Grey Blue Dark
14A30	Sepia Dark
14A38	Emerald Dark
14A39	Yellow Dark
14A40	Orange
14A41	Sienna
14A42	Olive Green Dark
14A43	Crimson
14A44	Crimson Dark Dark
14A45	Violet Dark
14A46	Pink Dark Dark
14A47	Ultramarine Dark
14A48	Cobalt Blue
14A49	Terra Cotta
14A50	Ochre Dark

### Noble

Assigned lead-time textile. <sup>A</sup>

54" wide	
100% wool	
22N07	Cadet *
22N12	Blue Grey Mix *
22H15	Heathered Black **
22H16	Heathered Grey **
22H17	Heathered Twilight **
22H18	Heathered Rye Grass **
22N23	Lagoon Mix *

\* Colors not available on Sayl® Side Chairs.

\*\* Colors not available on Sayl Side Chairs Back.

Price category 5 continued on next page

# Proprietary Textile Colors — Seating

continued

## Price Category 5

continued

## Price Category 6

## Price Category 7

## Price Category 8

Appendix: Proprietary Textile Colors — Seating

Summit	
54" wide	
100% silicone	
Polyester knit backing	
3SU01	Bright White
3SU02	Oyster
3SU03	Metal
3SU04	Khaki
3SU05	Taupe
3SU06	Java
3SU07	Black
3SU08	Cherry
3SU09	Beachglass
3SU10	Midnight

Balance	
For Embody® chairs	
100% polyester	
3512	Carbon
3513	Black

Customer's Own Leather
See Order Information in Appendices. Assigned lead-time textile. <a href="#">A</a>

No fabrics available at this time.

# Proprietary Textile Colors — Seating

*continued*

Price Category 9

Leather	
approx. 50 sq. ft. per hide	
100% leather	
2101	Ivory
2109	Black *
2110	Smoke
2111	Graphite
2112	Khaki
2113	Rattan
2114	Truffle
2115	Alpine
2116	Haze
2117	Sable Grey
2118	Dark Mineral **
2119	Dark Carbon ***
2120	Cranberry
2121	Deep Sea

\* Armpad color available on Aeron® Chair, Graphite.  
\*\* Armpad color available on Aeron Chair, Mineral.  
\*\*\* Armpad color available on Aeron Chair, Carbon.



# Maharam® Application Chart — Seating

- Available

[A] Maharam textiles are on assigned lead times.

[N] Non-woven textile.

See following page for exception notes.

	Mirra® Chairs/Stools	Celle® Chairs	Sayl® Work Chairs/Stools	Sayl Side Chairs	Setu® Chairs/Stools	Setu Lounge Chair/Ottoman	Verus™ Work Chairs/Stools Back	Verus Work Chairs/Stools Seat	Verus Side Chairs Back	Verus Side Chairs Seat	Verus Plus Chairs	Aside® Chairs	Caper® Chairs/Stools	Keyn Chair Group Back	Keyn Chair Group Seat	Lino™ Chairs Seat	Locale® Bench Cushions	Public Office Landscape® Seat	Plex® Lounge Furniture	Swoop™ Lounge Seating - Fully Upholstered	Swoop Lounge Seating - Plywood	Cushion Tops	Workspaces
<b>Price Category 1-2</b>																							
No fabrics available at this time.																							
<b>Price Category 3</b>																							
ZM2__ Meld - Maharam *	14	•	•	•	•	•	•	•	•	•	8		•		•	•	•	•	•	•	•	•	•
<b>Price Category 4-9</b>																							
No fabrics available at this time.																							
<b>Price Category A</b>																							
No fabrics available at this time.																							
<b>Price Category B</b>																							
VM__ Medium - Maharam	14	•	•			•	•		•	•	•		•	•	•							•	•
TI__ Messenger - Maharam *	14	•	•	•	•	•	•	•	•	•	•		•	•	•				•	•	•	•	•
<b>Price Category C</b>																							
ZLR__ Lariat - Maharam [N]	15	•	•			•	•		•	•			•	•			•	20				•	
Z27__ Manner - Maharam	14	•	•				•		•		•			•	•				•	•	•	•	•
887__ Merit - Maharam	14	•	•								•			•	•			•	•	•	•	•	
Z3__ Metric - Maharam	14	•	•			•	•	•	•	•	•			•	•			•	•	•	•	•	•
ZML__ Milestone - Maharam	14	•	•				•		•		•			•	•	•	•		•	•	•	•	•
8EY__ Murmur - Maharam	14	•	16				•		•		•			•	•			•	•	•		7	
<b>Price Category D</b>																							
ZAT__ Article - Maharam [N]	14	16	16			•	•		•				•	•	•		•					7	
ZMD__ Mode - Maharam	14	18	•			•	•		•	•	•			•		•		•	•	•	•	•	•
<b>Price Category E</b>																							
896__ Dwell - Maharam	14	16	16			•		•		•			•	•			•					7	
ZFS__ Focus - Maharam	14	16	16							•			•									•	
VgG__ Ledger - Maharam [N]	15	18	16			•	•		•	•			•	•	•							•	
ZBQ__ Oblique - Maharam			16			•		•		•			•							•	•	•	
2P2__ Pick - Maharam		18	•			•		•		•			•	•						•	•	•	
Z32__ Skein - Maharam	14	16	16	•						•			•									•	•
ZT3__ Technic - Maharam	14	18	•							•			•									7	
<b>Price Category F</b>																							
82T__ Apt [N] - Maharam			18	•			•	•	•	•				•			•	21	•			7	
871__ Brindle - Maharam	14	16	16				•		•		•			•	•		•					•	
ZCH__ Chock - Maharam			•								•											7	
ZC8__ Coin - Maharam	14	•	16								•			•								•	
ZCJ__ Coincide - Maharam		16	•											•								7	
87Z__ Conduit - Maharam	14	16	16				•		•		•			•	•		•					7	
VS__ Crush - Maharam					•	•														•		7	•
ZD1__ Disc - Maharam	14	18	16								•			•	•							•	
ZD3__ Divide - Maharam	14	18	•								•			•								•	
ZEE__ Exchange - Maharam	14	18	16				•		•		•			•	•			20				•	
74M__ Instill [N] - Maharam	15	18	16				•	•	•	•				•	•	•		•	•		•	7	
Z29__ Plait - Maharam	14		16	•			•	•		•				•						•		•	•
ZRV__ Rove - Maharam	14	16	•					•		•				•	•							7	
ZRA__ Runner Standard - Maharam	14	18	•											•								7	
Z31__ Sequence - Maharam	14	•	•				•				•			•						•		•	
Z33__ Strum - Maharam [N]			16											•						•		7	

continued on next page

\* Available in select colors on 20-day lead-time.

Refer to "Maharam Colors - Seating" for 20-day colors.

# Maharam® Application Chart — Seating *continued*

- Available

[A] Maharam textiles are on assigned lead times.

[N] Non-woven textile.

See below for exception notes.

	Mirra® Chairs/Stools	Celle® Chairs	Sayl® Work Chairs/Stools	Sayl Side Chairs	Setu® Chairs/Stools	Setu Lounge Chair/Ottoman	Verus™ Work Chairs/Stools Back	Verus Work Chairs/Stools Seat	Verus Side Chairs Back	Verus Side Chairs Seat	Verus Plus Chairs	Aside® Chairs	Caper® Chairs/Stools	Keyn Chair Group Back	Keyn Chair Group Seat	Lino™ Chairs Seat	Locale® Bench Cushions	Public Office Landscape® Seat	Plex® Lounge Furniture	Swoop™ Lounge Seating - Fully Upholstered	Swoop Lounge Seating - Plywood	Cushion Tops	Workspaces
<b>Price Category G</b>																							
ZC9__ Coin Crypton - Maharam			•	16				•							•							7	
ZCF__ Coincide High Performance - Maharam	14	16	16					•		•					•							7	
ZCQ__ Colline - Maharam																						7	
ZC2__ Compound - Maharam [N]			16	16				•		•		8			•	•			•		•	7	
T1__ Dart - Maharam				16				•		•					•	•				•		7	
ZD4__ Divide Crypton - Maharam	14	16	•									•			•							7	
TG__ Divina Melange - Maharam	14	•	•	•	•	•	•	•	•	•	•	8		•	•	•			•	•	•	•	
ZEM__ Emboss - Maharam [N]	15		16												•							7	
ZF1__ Fold - Maharam [N]	15	16	16												•							7	
ZH1__ Hero by Kvadrat - Maharam	14	•	16				•	•	•	•	•	•		•	•	•						7	
ZPR__ Pare - Maharam	14	18	16				•		•			8			•	•		•	•	•		7	
ZP1__ Pick Crypton - Maharam	14	16	•									•			•	•						7	
ZP3__ Pocket - Maharam	14		•					•		•		•			•	•				•		•	
V26__ Remix - Maharam			16	16										•	•				•		•	•	
ZRF__ Runner - Maharam	14	16	16												•							•	
ZSN__ Sheen - Maharam	14	18	•				•	•		•		•			•							7	
ZSE__ Steelcut - Maharam		•	•					•	•	•					•	•			•			7	
V25__ Steelcut Trio - Maharam	14	16	•						•						•				•			•	
ZS1__ Stride - Maharam	14	•	•									•			•	•						7	
ZVT__ Vestige - Maharam	14	18	•									•			•	•						7	
<b>Price Category H</b>																							
ZT__ Circles - Maharam	14	16	16												•							•	
ZS__ Crosspatch - Maharam	14		•												•							•	
Z2D__ Ditto - Maharam	14	•	16												•					•		•	
Z23__ Divina MD - Maharam	14	•	16	•			•	•	•	•	•			•	•	•			•	•	•	•	
TF__ Divina - Maharam	14	•	•	•	•	•	•	•	•	•	•	8		•	•	•			•	•	•	•	
ZK__ Dot Pattern - Maharam	14	•	•	•	•			•		•		•			•							•	
Z24__ Hallingdal - Maharam	14	•	•	•			•	•	•	•	•			•	•	•			•		•	•	
ZQF__ Offset - Maharam	14	16	•									•			•							•	
ZL__ Small Dot Pattern - Maharam	14	•	•	•			•			•		•			•							•	
ZTN__ Tonus - Maharam			16	16												•			•			7	
<b>Price Category I</b>																							
7CW__ Cursive - Maharam	14	16	16				•	•	•	•		8			•	•	•	•		•		•	
ZT2__ Teatro - Maharam			•	•				•		•												7	
<b>Price Category J</b>																							
No fabrics available at this time.																							
<b>Price Category K</b>																							
ZC7__ Coda by Kvadrat - Maharam	14	16	16									•									•	•	
<b>Price Category L</b>																							
ZMK__ Minicheck - Maharam	14	•	•									•			•	•						7	
<b>Price Category M</b>																							
ZF2__ Fruit - Maharam	14		16									•										7	
<b>Price Category N-Z</b>																							
No fabrics available at this time.																							

7 Available on 1" Cushion Tops only.

8 Only available on nonupholstered outer back option (PB).

14 Available on Celle UC (upholstered seat) and Celle UF (upholstered seat) chairs.

15 Available only on Celle HC (upholstered seat with protective edge) and Celle HF (upholstered seat) chairs.

16 Available on Sayl Chair seat.

18 Available on Sayl Chair seat and upholstered mid-back.

20 Not available on Plex Club Chair with Headrest.

21 Available on Plex seat and on Ottoman.



# Maharam® Colors — Seating

## Price Category 1-2

No fabrics available at this time.

## Price Category 3

### Meld – Maharam

54" wide
68% post-consumer recycled polyester
32% polyester
PFOA-Free stain resistant
ZM201/466387-201 Vast
ZM202/466387-202 Panda *
ZM203/466387-203 Skyline *
ZM204/466387-204 Knight *
ZM205/466387-205 Quill **
ZM206/466387-206 Pipe
ZM207/466387-207 Grate *
ZM208/466387-208 Gloss
ZM209/466387-209 Bulb
ZM210/466387-210 Bride
ZM211/466387-211 Stark
ZM212/466387-212 Seashell
ZM213/466387-213 Antler
ZM214/466387-214 Crater *
ZM215/466387-215 Perennial
ZM216/466387-216 Mulberry
ZM217/466387-217 Fuchsia *
ZM218/466387-218 Amethyst *
ZM219/466387-219 Merlot
ZM220/466387-220 Magma *
ZM221/466387-221 Rooster
ZM222/466387-222 Heat *
ZM223/466387-223 Clementine
ZM224/466387-224 Fox
ZM225/466387-225 Kiss *
ZM226/466387-226 Bare
ZM227/466387-227 Blonde
ZM228/466387-228 Mimosa
ZM229/466387-229 Comet *
ZM230/466387-230 Honeydew
ZM231/466387-231 Wild *
ZM232/466387-232 Vine
ZM233/466387-233 Seed
ZM234/466387-234 Kale *

\* Colors available on  
20-day lead time.

\*\* Colors available on  
10-day lead time.

### Meld continued

ZM235/466387-235 Waterfall *
ZM236/466387-236 Nordic *
ZM237/466387-237 Reef *
ZM238/466387-238 Wave
ZM239/466387-239 Isle **
ZM240/466387-240 Creek
ZM241/466387-241 Mariner *
ZM242/466387-242 Globe
ZM243/466387-243 Spa

## Price Category 4-9

No fabrics available at this time.

- Maharam textiles are on assigned lead times A unless otherwise noted.
- Fabric numbers are listed as Herman Miller fabric number/Maharam fabric number.

# Maharam® Colors — Seating

continued

## Price Category A

## Price Category B

No fabrics available at this time.

Medium – Maharam	
54" wide	
100% polyester	
VM01/463490-001	Raven
VM02/463490-002	Smoke
VM03/463490-003	Alloy
VM04/463490-004	Flax
VM06/463490-006	Bark
VM07/463490-007	Espresso
VM08/463490-008	Pecan
VM12/463490-012	Pumpkin
VM13/463490-013	Persimmon
VM14/463490-014	Laser
VM16/463490-016	Port
VM22/463490-022	Marina
VM29/463490-029	Pistachio
VM32/463490-032	Prospect
VM36/463490-036	Delight
VM39/463490-039	Nautical
VM40/463490-040	Pool
VM44/463490-044	Washed
VM45/463490-045	Sculpture
VM46/463490-046	Thatched
VM47/463490-047	Hike
VM48/463490-048	Tangle
VM49/463490-049	Pacific
VM50/463490-050	Cosmic
VM51/463490-051	Cascade
VM52/463490-052	Blackberry
VM53/463490-053	Nasturtium
VM54/463490-054	Wooded

Messenger – Maharam	
54" wide	
78% recycled polyester	
15% polyester, 7% nylon	
TI07/458640-007	Shadow
TI08/458640-008	Bayou *
TI24/458640-024	Poppy
TI25/458640-025	Mao
TI29/458640-029	Onyx *
TI31/458640-031	Cloud *
TI38/458640-038	Depth *
TI40/458640-040	Nile *
TI41/458640-041	Azure *
TI45/458640-045	Cactus *
TI46/458640-046	Ice *
TI48/458640-048	Neon
TI50/458640-050	Hydrangea
TI53/458640-053	Tangelo
TI54/458640-054	Lumine *
TI58/458640-058	Snow
TI60/458640-060	Peridot
TI61/458640-061	Capri *
TI62/458640-062	Ultramarine
TI63/458640-063	Squall
TI66/458640-066	Cassis
TI67/458640-067	Aster
TI69/458640-069	Cherry
TI70/458640-070	Vibrant
TI71/458640-071	Satsuma *
TI72/458640-072	Maize

Messenger continued	
TI76/458640-076	Fossil
TI77/458640-077	Ash
TI78/458640-078	Tusk
TI79/458640-079	Oyster
TI81/458640-081	Husk
TI84/458640-084	Robust
TI85/458640-085	Beyond
TI86/458640-086	Voyage *
TI87/458640-087	Everglade
TI89/458640-089	Blanch
TI90/458640-090	Longspur
TI91/458640-091	Vireo
TI92/458640-092	Dipper
TI93/458640-093	Gale
TI94/458640-094	Hunter
TI95/458640-095	Lime
TI96/458640-096	Apple
TI97/458640-097	Krill
TI98/458640-098	Catalyst

\* Colors available on 20-day lead time.

- Maharam textiles are on assigned lead times <sup>A</sup> unless otherwise noted.
- Fabric numbers are listed as Herman Miller fabric number/Maharam fabric number.

# Maharam® Colors — Seating

continued

## Price Category C

Lariat – Maharam		
54" wide		
100% vinyl		
ZLR01/440401-001	001	
ZLR02/440401-002	002	
ZLR03/440401-003	003	
ZLR04/440401-004	004	
ZLR06/440401-006	006	
ZLR07/440401-007	007	
ZLR08/440401-008	008	
ZLR10/440401-010	010	
ZLR11/440401-011	011	
ZLR12/440401-012	012	
ZLR13/440401-013	013	
ZLR14/440401-014	014	
ZLR15/440401-015	015	
ZLR16/440401-016	016	
ZLR18/440401-018	018	
ZLR20/440401-020	020	
ZLR21/440401-021	021	
ZLR23/440401-023	023	
ZLR24/440401-024	024	
ZLR25/440401-025	025	
ZLR26/440401-026	026	
ZLR27/440401-027	027	
ZLR28/440401-028	028	
ZLR29/440401-029	029	
ZLR30/440401-030	030	
ZLR31/440401-031	031	
ZLR32/440401-032	032	
ZLR33/440401-033	033	
ZLR34/440401-034	034	
ZLR35/440401-035	035	
ZLR36/440401-036	036	
ZLR37/440401-037	037	
ZLR38/440401-038	038	

Manner - Maharam		
54" wide		
100% recycled polyester		
Z2701/466177-001	Magic	
Z2702/466177-002	Carob	
Z2703/466177-003	Porpoise	
Z2704/466177-004	Flint	
Z2705/466177-005	Hush	
Z2706/466177-006	Nuance	
Z2711/466177-011	Ember	
Z2712/466177-012	Wagon	
Z2713/466177-013	Ablaze	
Z2714/466177-014	Peel	
Z2716/466177-016	Butterscotch	
Z2717/466177-017	Harvest	
Z2720/466177-020	Parakeet	
Z2722/466177-022	Aquatic	
Z2723/466177-023	Cottage	
Z2724/466177-024	Dahlia	
Z2725/466177-025	Vivid	
Z2726/466177-026	Basin	
Z2727/466177-027	Schooner	
Z2728/466177-028	Slope	
Z2729/466177-029	Silverpoint	
Z2730/466177-030	Lattice	
Z2731/466177-031	Smoky	
Z2732/466177-032	Magnetic	
Z2733/466177-033	Woad	
Z2734/466177-034	Resolute	
Z2735/466177-035	Cruise	
Z2736/466177-036	Atmospheric	
Z2737/466177-037	Cloudburst	
Z2738/466177-038	Tidewater	
Z2739/466177-039	Firth	
Z2740/466177-040	Oceanside	
Z2741/466177-041	Grandeur	
Z2742/466177-042	Comfort	
Z2743/466177-043	Dill	
Z2744/466177-044	Poplar	
Z2745/466177-045	Citronella	
Z2746/466177-046	Passerine	

Manner continued		
Z2747/466177-047	Southwest	
Z2748/466177-048	Roseate	
Z2749/466177-049	Charisma	
Z2750/466177-050	Siltstone	
Z2751/466177-051	Kimono	
Z2752/466177-052	Valiant	
Z2753/466177-053	Baroness	
Merit - Maharam		
54" wide		
76% post-industrial recycled polyester		
24% polyester		
PFOA-Free stain resistant		
88Z01/466444-001	Trickle	
88Z02/466444-002	Beluga	
88Z03/466444-003	Gunmetal	
88Z04/466444-004	Blackout	
88Z05/466444-005	Superior	
88Z06/466444-006	Ocean	
88Z07/466444-007	Highborn	
88Z08/466444-008	Immersed	
88Z09/466444-009	Rainfall	
88Z10/466444-010	Blizzard	
88Z11/466444-011	Poolside	
88Z12/466444-012	Steel	
88Z13/466444-013	Zircon	
88Z14/466444-014	Ripple	
88Z15/466444-015	Aegean	
88Z16/466444-016	Armada	
88Z17/466444-017	Hedera	
88Z18/466444-018	Rainforest	
88Z19/466444-019	Gator	
88Z20/466444-020	Vineyard	
88Z21/466444-021	Pine	
88Z22/466444-022	Kiwi	
88Z23/466444-023	Kookaburra	
88Z24/466444-024	Bellini	
88Z25/466444-025	Sunflower	
88Z26/466444-026	Sandstorm	

Merit continued		
88Z27/466444-027	Mudder	
88Z28/466444-028	Lynx	
88Z29/466444-029	Farro	
88Z30/466444-030	Manila	
88Z31/466444-031	Starfish	
88Z32/466444-032	Brass	
88Z33/466444-033	Arrow	
88Z34/466444-034	Gelato	
88Z35/466444-035	Nectarine	
88Z36/466444-036	Macaron	
88Z37/466444-037	Alert	
88Z38/466444-038	Goji	
88Z39/466444-039	Cabernet	
88Z40/466444-040	Eggplant	
88Z41/466444-041	Hawk	
88Z42/466444-042	Stag	
88Z43/466444-043	Overcast	

Metric – Maharam		
54" wide		
51% recycled polyester		
49% polyester		
Z302/466014-002	Fog	
Z303/466014-003	Fleece	
Z312/466014-012	Cardinal	
Z313/466014-013	Lava	
Z318/466014-018	Pollen	
Z320/466014-020	Alligator	
Z323/466014-023	Tar	
Z324/466014-024	Anchor	
Z326/466014-026	Admiral	
Z327/466014-027	Seaport	
Z328/466014-028	Scuba	
Z329/466014-029	Skate	
Z330/466014-030	Hopscotch	
Z331/466014-031	Film	
Z332/466014-032	Whale	
Z333/466014-033	Downpour	
Z334/466014-034	Midday	
Z335/466014-035	Talisman	

Price category C continued on next page

- Maharam textiles are on assigned lead times <sup>A</sup> unless otherwise noted.
- Fabric numbers are listed as Herman Miller fabric number/Maharam fabric number.

# Maharam® Colors — Seating

continued

## Price Category C

continued

### Metric continued

Z336/466014-036	Hedgerow
Z337/466014-037	Snorkel
Z338/466014-038	Highway
Z339/466014-039	Canary
Z340/466014-040	Sunny
Z341/466014-041	Aztec
Z342/466014-042	Fruit
Z343/466014-043	Galah
Z344/466014-044	Kiln
Z345/466014-045	Moth

### Milestone – Maharam

54" wide
78% post-industrial recycled polyester
15% polyester
7% nylon
ZML22/403901-022 Pewter
ZML25/403901-025 Charcoal
ZML26/403901-026 Ebony
ZML29/403901-029 Medium Grey
ZML31/403901-031 Ground
ZML46/403901-046 Tortoise
ZML47/403901-047 Rush
ZML54/403901-054 Linger
ZML55/403901-055 Embrace
ZML57/403901-057 Coffee
ZML58/403901-058 Bison
ZML61/403901-061 Tiger Lily
ZML62/403901-062 Aurora
ZML69/403901-069 Lychee
ZML71/403901-071 Daffodil
ZML72/403901-072 Ecru
ZML77/403901-077 Basil
ZML78/403901-078 Spruce
ZML79/403901-079 Fountain
ZML80/403901-080 Mykonos

### Murmur - Maharam

55" wide
100% polyester
PFOA-Free stain resistant
8EY01/466446-001 Gust
8EY02/466446-002 Harmonica
8EY03/466446-003 Canopy
8EY04/466446-004 Dim
8EY05/466446-005 Peppercorn
8EY06/466446-006 Cauldron
8EY07/466446-007 Conquer
8EY08/466446-008 Rapids
8EY09/466446-009 Seawater
8EY10/466446-010 Baby
8EY11/466446-011 Elderberry
8EY12/466446-012 Iceberg
8EY13/466446-013 Tallgrass
8EY14/466446-014 Underground
8EY15/466446-015 Biome
8EY16/466446-016 Cask
8EY17/466446-017 Argan
8EY18/466446-018 Sundown
8EY19/466446-019 Ignite
8EY20/466446-020 Sultry
8EY21/466446-021 Sangria

## Price Category D

### Article – Maharam

54" wide
100% vinyl
ZAT08/458600-008 Marina
ZAT13/458600-013 Flume
ZAT14/458600-014 Storm
ZAT15/458600-015 Toast
ZAT19/458600-019 Fleece
ZAT22/458600-022 Stone
ZAT26/458600-026 Mercury
ZAT29/458600-029 Bluegrass
ZAT31/458600-031 Truffle
ZAT32/458600-032 Gravel
ZAT33/458600-033 Value
ZAT34/458600-034 Tint
ZAT35/458600-035 Snowflake
ZAT36/458600-036 Chalice
ZAT37/458600-037 Trail
ZAT38/458600-038 Pyramid
ZAT39/458600-039 Desert
ZAT40/458600-040 Lei
ZAT41/458600-041 Rouge
ZAT42/458600-042 Karma
ZAT43/458600-043 Opal
ZAT44/458600-044 Periwinkle
ZAT45/458600-045 Vampire
ZAT46/458600-046 Surf
ZAT47/458600-047 Plumage

### Mode – Maharam

54" wide
80% post-consumer recycled polyester
20% polyester
PFOA-Free stain resistant finish
ZMD01/466337-001 Stroll
ZMD02/466337-002 Intaglio
ZMD03/466337-003 Ominous
ZMD04/466337-004 Machine
ZMD05/466337-005 Talus

### Mode continued

ZMD06/466337-006 Marsh
ZMD07/466337-007 Hollow
ZMD08/466337-008 Sycamore
ZMD09/466337-009 Clavicle
ZMD10/466337-010 Billygoat
ZMD11/466337-011 Spindle
ZMD12/466337-012 Lemon
ZMD13/466337-013 Oxeye
ZMD14/466337-014 Henge
ZMD15/466337-015 Goldenrod
ZMD16/466337-016 Cottontail
ZMD17/466337-017 Lioness
ZMD18/466337-018 Oriole
ZMD19/466337-019 Rust
ZMD20/466337-020 Carotene
ZMD21/466337-021 Blush
ZMD22/466337-022 Vermilion
ZMD23/466337-023 Alder
ZMD24/466337-024 Kermes
ZMD25/466337-025 Barberry
ZMD26/466337-026 Petal
ZMD27/466337-027 Valley
ZMD28/466337-028 Odyssey
ZMD29/466337-029 Ballpoint
ZMD30/466337-030 Toile
ZMD31/466337-031 Paradise
ZMD32/466337-032 Angelfish
ZMD33/466337-033 Denim
ZMD34/466337-034 Crush
ZMD35/466337-035 Jetty
ZMD36/466337-036 Saltwater
ZMD37/466337-037 Mallard
ZMD38/466337-038 Celtic
ZMD39/466337-039 Eucalyptus
ZMD40/466337-040 Bonsai
ZMD41/466337-041 Sassafras
ZMD42/466337-042 Yucca
ZMD43/466337-043 Lichen

- Maharam textiles are on assigned lead times [A](#) unless otherwise noted.
- Fabric numbers are listed as Herman Miller fabric number/Maharam fabric number.

# Maharam® Colors — Seating

continued

## Price Category E

Dwell - Maharam	
54" wide	
68% post-industrial recycled polyester	
32% post-consumer recycled polyester	
PFOA-Free stain resistant	
Latex backing	
89601/466419-001	Sesame
89602/466419-002	Summit
89603/466419-003	Freeze
89604/466419-004	Poolside
89605/466419-005	Teal
89606/466419-006	Mojito
89607/466419-007	Lizard
89608/466419-008	Thunder
89609/466419-009	Foil
89610/466419-010	Wine
89611/466419-011	Firecracker

Focus - Maharam	
57" wide	
54% post-industrial recycled polyester	
33% polyester	
13% post-consumer recycled polyester	
ZFS02/465910-002	Allow
ZFS07/465910-007	Merlot
ZFS09/465910-009	Carbon
ZFS10/465910-010	Regatta

Ledger – Maharam	
54" wide	
100% polyurethane	
V9G1/463770-001	001
V9G2/463770-002	002
V9G3/463770-003	003
V9G4/463770-004	004
V9GG/463770-017	017
V9GM/463770-022	022

Ledger continued	
V9GQ/463770-025	025
V9GS/463770-026	026
V9GU/463770-028	028
V9GV/463770-029	029
V9GW/463770-030	030
V9GX/463770-031	031
V9GY/463770-032	032
V9GZ/463770-033	033
V9G11/463770-035	035
V9G12/463770-036	036
V9G13/463770-037	037
V9G15/463770-039	039
V9G16/463770-040	040
V9G17/463770-041	041
V9G18/463770-042	042
V9G19/463770-043	043
V9G20/463770-044	044
V9G21/463770-045	045
V9G22/463770-046	046

Oblique - Maharam	
58" wide	
100% polyester	
with stain resistant finish	
ZBQ01/466222-001	001
ZBQ02/466222-002	002
ZBQ03/466222-003	003
ZBQ04/466222-004	004
ZBQ05/466222-005	005
ZBQ06/466222-006	006
ZBQ07/466222-007	007

Pick - Maharam	
58" wide	
100% polyester	
with stain resistant finish	
ZP201/466224-001	001
ZP202/466224-002	002
ZP203/466224-003	003
ZP204/466224-004	004
ZP205/466224-005	005
ZP206/466224-006	006
ZP207/466224-007	007
ZP208/466224-008	008
ZP209/466224-009	009
ZP210/466224-010	010

Skein - Maharam	
54" wide	
56% recycled polyester	
44% polyester	
Z3201/466170-001	Burrow
Z3204/466170-004	Sumac
Z3205/466170-005	Pomegranate
Z3206/466170-006	Cavern
Z3207/466170-007	Bitter
Z3208/466170-008	Cinder
Z3209/466170-009	Dock
Z3210/466170-010	Cadet
Z3211/466170-011	Marsh

Technic - Maharam	
56" wide	
60% post-industrial recycled polyester	
40% post-consumer recycled polyester	
PFOA-Free stain resistant finish	
Acrylic backing	
ZT301/466226-001	Cumin
ZT302/466226-002	Evergreen
ZT303/466226-003	Cobalt
ZT304/466226-004	Bear
ZT305/466226-005	Squirrel

## Price Category F

Apt – Maharam	
54" wide	
100% polyurethane/silicone	
Ink-resistant protective top coat	
Polyester backing	
82T01/466392-001	Coconut
82T02/466392-002	Vibe
82T03/466392-003	Stampede
82T04/466392-004	Lumber
82T05/466392-005	Gingerbread
82T06/466392-006	Hickory
82T07/466392-007	Constellation
82T08/466392-008	Labyrinth
82T09/466392-009	Sketch
82T10/466392-010	Glacier
82T11/466392-011	Cobblestone
82T12/466392-012	Iris
82T13/466392-013	Nocturnal
82T14/466392-014	Fluid
82T15/466392-015	Eden
82T16/466392-016	Galactic
82T17/466392-017	Shoreline
82T18/466392-018	Jade
82T19/466392-019	Garden
82T20/466392-020	Botanic
82T21/466392-021	Chartreuse
82T22/466392-022	Crepe
82T23/466392-023	Lyric
82T24/466392-024	Turmeric
82T25/466392-025	Bengal
82T26/466392-026	Core
82T27/466392-027	Mantle
82T28/466392-028	Sorbet
82T29/466392-029	Bloom
82T30/466392-030	Lotus
82T31/466392-031	Fortress
82T32/466392-032	Oak
82T33/466392-033	Castle
82T34/466392-034	Follow
82T35/466392-035	Elixir
82T36/466392-036	Charm
82T37/466392-037	Descend

Price category F continued on next page

- Maharam textiles are on assigned lead times <sup>A</sup> unless otherwise noted.
- Fabric numbers are listed as Herman Miller fabric number/Maharam fabric number.



# Maharam® Colors — Seating

continued

## Price Category F

continued

Brindle - Maharam	
58" wide	
100% polyester	
PFOA-free stain resistant	
Acrylic backing	
87101/466418-001	Calico
87102/466418-002	Mauve
87103/466418-003	Torch
87104/466418-004	Burnt
87105/466418-005	Barn
87106/466418-006	Pharaoh
87107/466418-007	Sandbur
87108/466418-008	Jungle
87109/466418-009	Inland
87110/466418-009	Seagrass
87111/466418-009	Watercolor
87112/466418-009	Aquarium
87113/466418-009	Drill

Chock - Maharam	
59" wide	
36% rayon	
35% cotton	
29% solution-dyed post-industrial recycled nylon	
PFOA-Free stain resistant finish	
Acrylic backing	
ZCH01/466219-001	Beige
ZCH02/466219-002	Stone
ZCH04/466219-004	Red
ZCH07/466219-007	Smoke
ZCH08/466219-008	Ebony

Coin - Maharam	
57" wide	
43% polyester	
37% post-industrial recycled polyester	
20% post-consumer recycled polyester	
PFOA-Free stain resistant finish	
Acrylic backing	
ZC801/466233-001	Nickel
ZC803/466233-003	Copper
ZC804/466233-004	Maroon
ZC805/466233-005	Penny
ZC806/466233-006	Exchange
ZC807/466233-007	Lead

Coincide - Maharam	
54" wide	
100% polyester	
ZCJ01/465808-001	Mist
ZCJ02/465808-002	Drizzle
ZCJ03/465808-003	Cicada
ZCJ04/465808-004	Bungalow
ZCJ05/465808-005	Aurora
ZCJ06/465808-006	Currant
ZCJ07/465808-007	Raisin
ZCJ08/465808-008	Tranquil
ZCJ09/465808-009	Caribbean
ZCJ10/465808-010	Woodland
ZCJ11/465808-011	Acre

Conduit - Maharam	
58" wide	
100% polyester	
PFOA-free stain resistant	
Acrylic backing	
87Z01/466428-001	Space
87Z02/466428-002	Syrup
87Z03/466428-003	Nimbus
87Z04/466428-004	Greystone
87Z05/466428-005	Fawn
87Z06/466428-006	Ghost
87Z07/466428-007	Caribbean
87Z08/466428-008	Canal
87Z09/466428-009	Bonfire

Crush — Maharam	
54" wide	
85% solution-dyed nylon	
13% polyester	
2% polyolefin	
VS01/464780-001	001
VS02/464780-002	002
VS05/464780-005	005
VS08/464780-008	008
VS13/464780-013	013
VS16/464780-016	016
VS17/464780-017	017
VS18/464780-018	018
VS19/464780-019	019
VS20/464780-020	020
VS22/464780-022	022
VS23/464780-023	023
VS26/464780-026	026
VS27/464780-027	027

Disc - Maharam	
57" wide	
100% polyester	
PFOA-Free stain resistant finish	
Acrylic backing	
ZD101/466221-001	Nude
ZD102/466221-002	Khaki
ZD103/466221-003	Festive
ZD104/466221-004	Vibrant
ZD105/466221-005	Somber
ZD106/466221-006	Warm
ZD107/466221-007	Steel

Divide - Maharam	
57" wide	
45% polyester	
36% post-industrial recycled polyester	
19% post-consumer recycled polyester	
PFOA-Free stain resistant finish	
Acrylic backing	
ZD301/466220-001	Ecru
ZD302/466220-002	Café
ZD303/466220-003	Concrete
ZD304/466220-004	Forest
ZD305/466220-005	Tropic
ZD306/466220-006	Lagoon
ZD307/466220-007	Mocha
ZD308/466220-008	Singe
ZD309/466220-009	Cayenne

Exchange - Maharam	
58" wide	
58% post-industrial recycled polyester	
42% post-consumer recycled polyester	
ZEE01/466027-001	Cinder
ZEE02/466027-002	Sable
ZEE04/466027-004	Gull
ZEE06/466027-006	Coastline
ZEE07/466027-007	Clay
ZEE08/466027-008	Buck
ZEE10/466027-010	Rhubarb
ZEE11/466027-011	Punch

Price category F continued on next page

- Maharam textiles are on assigned lead times [A](#) unless otherwise noted.
- Fabric numbers are listed as Herman Miller fabric number/Maharam fabric number.

# Maharam® Colors — Seating

continued

## Price Category F

continued

### Instill – Maharam

54" wide  
100% polyurethane  
Ink-resistant protective top coat  
Polyester backing

74M01/466351-001	Page
74M02/466351-002	Limestone
74M03/466351-003	Bobwhite
74M04/466351-004	Loafer
74M05/466351-005	Moor
74M06/466351-006	Barley
74M07/466351-007	Shaker
74M08/466351-008	Doe
74M09/466351-009	Ride
74M10/466351-010	Squire
74M11/466351-011	Tannin
74M12/466351-012	Vitis
74M13/466351-013	Sonar
74M14/466351-014	Quail
74M15/466351-015	Brittanic
74M16/466351-016	Narwhal
74M17/466351-017	Synth
74M18/466351-018	Stowaway
74M19/466351-019	Koala
74M20/466351-020	Dorsal
74M21/466351-021	Stealth

### Plait - Maharam

58" wide  
68% recycled polyester  
32% polyester

Z2901/466052-001	Cobblestone
Z2902/466052-002	Sachet
Z2904/466052-004	Tavern
Z2905/466052-005	Sequoia
Z2906/466052-006	Rhubarb
Z2907/466052-007	Sangria
Z2908/466052-008	Reef
Z2909/466052-009	Stormy
Z2910/466052-010	Dapper

### Rove - Maharam

54" wide  
100% solution-dyed polyolefin  
with silver-based antimicrobial

ZRV01/466096-001	Rice
ZRV02/466096-002	Soba
ZRV03/466096-003	Owl
ZRV04/466096-004	Till
ZRV05/466096-005	Dijon
ZRV06/466096-006	Mum
ZRV07/466096-007	Nasturtium
ZRV08/466096-008	Vixen
ZRV09/466096-009	Roast
ZRV11/466096-011	Rind
ZRV12/466096-012	Grackle
ZRV13/466096-013	Indigo
ZRV14/466096-014	Drip
ZRV16/466096-016	Pomelo

### Runner Standard - Maharam

58" wide  
57% post-industrial recycled polyester  
43% post-consumer recycled polyester

ZRA07/466167-007	Bluff
ZRA08/466167-008	Arid
ZRA09/466167-009	Grove
ZRA10/466167-010	Starboard
ZRA11/466167-011	Plot
ZRA12/466167-012	Carousel

### Sequence - Maharam

54" wide  
100% solution-dyed polyolefin  
with silver-based antimicrobial

Z3101/466179-001	Driftwood
Z3102/466179-002	Boardwalk
Z3103/466179-003	Rattan
Z3104/466179-004	Alfresco
Z3105/466179-005	Plunge
Z3106/466179-006	Starboard
Z3107/466179-007	Veranda
Z3108/466179-008	Lodge
Z3109/466179-009	Flare

### Strum - Maharam

54" wide  
100% polyurethane  
with silver-based antimicrobial

Z3301/466122-001	Overcast
Z3302/466122-002	Ridge
Z3304/466122-004	Pigeon
Z3305/466122-005	Char
Z3306/466122-006	Cabin
Z3307/466122-007	Bur
Z3308/466122-008	Abalone
Z3309/466122-009	Prawn
Z3310/466122-010	Gourd
Z3311/466122-011	Wheat
Z3312/466122-012	Lemongrass

## Price Category G

### Coin Crypton - Maharam

54" wide  
43% polyester  
37% post-industrial recycled polyester  
20% post-consumer recycled polyester  
Crypton Green finish and backing

ZC901/466236-001	Nickel
ZC905/466236-005	Penny
ZC906/466236-006	Exchange
ZC907/466236-007	Lead

### Coincide High Performance- Maharam

54" wide  
100% polyester

ZCF02/466132-002	Drizzle
ZCF03/466132-003	Cicada
ZCF04/466132-004	Bungalow
ZCF11/466132-011	Acre

### Colline - Maharam

55" wide  
75% wool  
17% acrylic  
8% nylon

ZCQ01/466155-108	108
ZCQ02/466155-118	118
ZCQ03/466155-148	148
ZCQ04/466155-188	188
ZCQ05/466155-228	228
ZCQ06/466155-348	348
ZCQ07/466155-448	448
ZCQ08/466155-548	548
ZCQ09/466155-568	568
ZCQ10/466155-668	668
ZCQ11/466155-688	688
ZCQ12/466155-788	788

Price category G continued on next page

- Maharam textiles are on assigned lead times <sup>A</sup> unless otherwise noted.
- Fabric numbers are listed as Herman Miller fabric number/Maharam fabric number.

# Maharam® Colors — Seating

continued

## Price Category G

continued

### Compound - Maharam

54" wide	
100% polyurethane	
silane-based antimicrobial	
ZC201/466196-001	001
ZC202/466196-002	002
ZC203/466196-003	003
ZC204/466196-004	004
ZC205/466196-005	005
ZC206/466196-006	006
ZC207/466196-007	007
ZC208/466196-008	008
ZC209/466196-009	009
ZC210/466196-010	010
ZC211/466196-011	011
ZC212/466196-012	012
ZC213/466196-013	013
ZC214/466196-014	014
ZC215/466196-015	015
ZC216/466196-016	016
ZC217/466196-017	017
ZC218/466196-018	018
ZC219/466196-019	019

### Dart - Maharam

54" wide	
63% polyester	
37% cotton	
T104/464040-004	Bartlett
T106/464040-006	Beeswax
T114/464040-014	Cajole
T116/464040-016	Nightshade
T117/464040-017	Scribe
T118/464040-018	Shale
T120/464040-020	Ardor
T122/464040-022	Maize
T123/464040-023	Wade
T124/464040-024	Flood

### Divide Crypton - Maharam

57" wide	
45% polyester	
36% post-industrial recycled polyester	
19% post-consumer recycled polyester	
Crypton Green finish and backing	
ZD401/466238-001	Ecru
ZD402/466238-002	Café
ZD403/466238-003	Concrete
ZD404/466238-004	Forest
ZD405/466238-005	Tropic
ZD406/466238-006	Lagoon
ZD407/466238-007	Mocha
ZD408/466238-008	Singe

### Divina Melange — Maharam

59" wide	
100% wool	
TG01/460830-120	120
TG02/460830-170	170
TG03/460830-180	180
TG05/460830-260	260
TG06/460830-280	280
TG07/460830-871	871
TG08/460830-821	821
TG11/460830-731	731
TG12/460830-681	681
TG13/460830-631	631
TG16/460830-581	581
TG17/460830-531	531
TG18/460830-521	521
TG19/460830-571	571
TG21/460830-471	471
TG24/460830-971	971
TG25/460830-920	920
TG26/460830-620	620
TG27/460830-147	147
TG28/460830-227	227
TG29/460830-237	237
TG30/460830-277	277
TG31/460830-367	367
TG32/460830-427	427
TG33/460830-457	457
TG34/460830-467	467
TG35/460830-517	517

### Divina Melange continued

TG36/460830-527	527
TG37/460830-547	547
TG38/460830-557	557
TG39/460830-567	567
TG40/460830-597	597
TG41/460830-617	617
TG42/460830-647	647
TG43/460830-677	677
TG44/460830-687	687
TG45/460830-747	747
TG46/460830-757	757
TG47/460830-777	777
TG48/460830-787	787
TG49/460830-917	917
TG50/460830-937	937
TG51/460830-967	967
TG52/460830-977	977

### Emboss - Maharam

54" wide	
100% polyurethane	
Polyester backing	
ZEM01/466281-001	Bronze
ZEM02/466281-002	Brass
ZEM03/466281-003	Gold
ZEM04/466281-004	Platinum
ZEM05/466281-005	Silver
ZEM06/466281-006	Aqua
ZEM07/466281-007	Aegean
ZEM08/466281-008	Cobalt
ZEM09/466281-009	Ultraviolet
ZEM10/466281-010	Copper
ZEM11/466281-011	Molten

### Fold - Maharam

54" wide	
100% polyurethane	
Polyester backing	
ZF101/466292-001	Jet
ZF102/466292-002	Chalk
ZF103/466292-003	Smoke
ZF104/466292-004	Putty
ZF105/466292-005	Fatigue
ZF106/466292-006	Splash

### Fold continued

ZF107/466292-007	Apple
ZF108/466292-008	Moss
ZF109/466292-009	Graphite
ZF110/466292-010	Midnight

### Hero by Kvadrat - Maharam

55" wide	
96% wool	
4% nylon	
ZH101/466318-101	101
ZH102/466318-141	141
ZH103/466318-151	151
ZH104/466318-181	181
ZH105/466318-191	191
ZH106/466318-201	201
ZH107/466318-211	211
ZH108/466318-231	231
ZH109/466318-311	311
ZH110/466318-381	381
ZH111/466318-411	411
ZH112/466318-441	441
ZH113/466318-451	451
ZH114/466318-481	481
ZH115/466318-511	511
ZH116/466318-541	541
ZH117/466318-551	551
ZH118/466318-601	601
ZH119/466318-681	681
ZH120/466318-701	701
ZH121/466318-711	711
ZH122/466318-751	751
ZH123/466318-791	791
ZH124/466318-901	901
ZH125/466318-931	931
ZH126/466318-941	941
ZH127/466318-981	981
ZH128/466318-991	991

Price category G continued on next page

- Maharam textiles are on assigned lead times [A](#) unless otherwise noted.
- Fabric numbers are listed as Herman Miller fabric number/Maharam fabric number.



# Maharam® Colors — Seating

continued

## Price Category G

continued

Pare – Maharam	
54" wide	
52% wool	
26% polyester	
22% nylon	
PFOA-free stain resistant finish	
ZPR01/466359-001	Polaris
ZPR02/466359-002	Mountain
ZPR03/466359-003	Mineral
ZPR04/466359-004	Fresco
ZPR05/466359-005	Blossom
ZPR06/466359-006	Wink
ZPR07/466359-007	Concord
ZPR08/466359-008	Strawberry
ZPR09/466359-009	Solar
ZPR10/466359-010	Amulet
ZPR11/466359-011	Zest
ZPR12/466359-012	Elmwood
ZPR13/466359-013	Thyme
ZPR14/466359-014	Frost
ZPR15/466359-015	Oasis
ZPR16/466359-016	Denim
ZPR17/466359-017	Blueberry
Pick Crypton - Maharam	
54" wide	
100% polyester	
Crypton finish and backing	
ZP103/466235-003	Slate
ZP105/466235-005	Pepper
ZP107/466235-007	Fresh
ZP108/466235-008	Cool
ZP109/466235-009	Ink
Pocket - Maharam	
54" wide	
76% recycled polyester	
24% nylon	
ZP301/466243-001	001
ZP302/466243-002	002
ZP303/466243-003	003
ZP304/466243-004	004
ZP305/466243-005	005
ZP306/466243-006	006
ZP307/466243-007	007

Remix - Maharam	
54" wide	
90% wool	
10% nylon	
V2601/465956-113	113
V2602/465956-123	123
V2603/465956-133	133
V2604/465956-143	143
V2605/465956-152	152
V2606/465956-163	163
V2607/465956-173	173
V2608/465956-183	183
V2609/465956-223	223
V2610/465956-233	233
V2611/465956-242	242
V2612/465956-252	252
V2613/465956-362	362
V2614/465956-373	373
V2615/465956-383	383
V2616/465956-393	393
V2617/465956-412	412
V2618/465956-422	422
V2619/465956-433	433
V2620/465956-443	443
V2621/465956-452	452
V2622/465956-543	543
V2623/465956-612	612
V2624/465956-632	632
V2625/465956-643	643
V2626/465956-653	653
V2627/465956-662	662
V2628/465956-672	672
V2629/465956-682	682
V2630/465956-692	692
V2631/465956-722	722
V2632/465956-733	733
V2633/465956-743	743
V2634/465956-753	753
V2635/465956-762	762
V2636/465956-773	773
V2637/465956-783	783
V2638/465956-823	823
V2639/465956-842	842
V2640/465956-852	852
V2641/465956-873	873

Remix continued	
V2642/465956-912	912
V2643/465956-923	923
V2644/465956-933	933
V2645/465956-942	942
V2646/465956-962	962
V2647/465956-973	973
V2648/465956-982	982
V2649/465956-954	954

Runner - Maharam	
54" wide	
57% post-industrial recycled polyester	
43% post-consumer recycled polyester	
ZRF01/466108-001	Bluff
ZRF02/466108-002	Arid
ZRF03/466108-003	Grove
ZRF04/466108-004	Starboard
ZRF05/466108-005	Plot
ZRF06/466108-006	Carousel

Sheen - Maharam	
54" wide	
100% polyurethane with silane-based antimicrobial	
ZSN02/466246-002	Silver
ZSN03/466246-003	Pewter
ZSN04/466246-004	Hearth
ZSN05/466246-005	Fern
ZSN07/466246-007	Cricket
ZSN09/466246-009	Mystic
ZSN10/466246-010	Vat
ZSN11/466246-011	Huckleberry
ZSN16/466246-016	Kumquat
ZSN17/466246-017	Cinnamon
ZSN18/466246-018	Alder

Steelcut - Maharam	
55" wide	
90% wool	
10% nylon	
ZSE01/464470-110	110
ZSE02/464470-120	120
ZSE03/464470-135	135
ZSE04/464470-140	140
ZSE05/464470-155	155
ZSE06/464470-160	160
ZSE07/464470-180	180
ZSE08/464470-190	190
ZSE09/464470-220	220
ZSE10/464470-240	240
ZSE11/464470-255	255
ZSE12/464470-265	265
ZSE13/464470-365	365
ZSE14/464470-370	370
ZSE15/464470-380	380
ZSE16/464470-435	435
ZSE17/464470-445	445
ZSE18/464470-535	535
ZSE19/464470-545	545
ZSE20/464470-550	550
ZSE21/464470-605	605
ZSE22/464470-615	615
ZSE23/464470-625	625
ZSE24/464470-635	635
ZSE25/464470-655	655
ZSE26/464470-660	660
ZSE27/464470-685	685
ZSE28/464470-695	695
ZSE29/464470-760	760
ZSE30/464470-775	775
ZSE31/464470-780	780
ZSE32/464470-820	820
ZSE33/464470-835	835
ZSE34/464470-935	935
ZSE35/464470-950	950
ZSE36/464470-975	975
ZSE37/464470-985	985

Price category G continued on next page

- Maharam textiles are on assigned lead times <sup>A</sup> unless otherwise noted.
- Fabric numbers are listed as Herman Miller fabric number/Maharam fabric number.

# Maharam® Colors — Seating

continued

## Price Category G

continued

Appendix: Maharam Colors — Seating

Steelcut Trio - Maharam		
55" wide		
90% wool		
10% nylon		
V2501/465906-105	105	
V2502/465906-113	113	
V2503/465906-124	124	
V2504/465906-133	133	
V2506/465906-153	153	
V2507/465906-195	195	
V2508/465906-205	205	
V2509/465906-213	213	
V2513/465906-253	253	
V2514/465906-283	283	
V2518/465906-383	383	
V2523/465906-453	453	
V2525/465906-515	515	
V2526/465906-533	533	
V2527/465906-553	553	
V2529/465906-645	645	
V2534/465906-713	713	
V2542/465906-865	865	
V2543/465906-883	883	
V2544/465906-915	915	
V2545/465906-933	933	
V2546/465906-945	945	
V2547/465906-953	953	
V2548/465906-965	965	
V2549/465906-983	983	
V2550/465906-176	176	
V2551/465906-226	226	
V2552/465906-236	236	
V2553/465906-246	246	
V2554/465906-266	266	
V2555/465906-276	276	
V2556/465906-336	336	
V2557/465906-376	376	
V2558/465906-416	416	
V2559/465906-426	426	
V2560/465906-436	436	
V2561/465906-446	446	
V2562/465906-466	466	
V2563/465906-476	476	
V2564/465906-506	506	
V2565/465906-526	526	

Steelcut Trio continued		
V2566/465906-576	576	
V2567/465906-616	616	
V2568/465906-636	636	
V2569/465906-666	666	
V2570/465906-686	686	
V2571/465906-716	716	
V2572/465906-746	746	
V2573/465906-756	756	
V2574/465906-776	776	
V2575/465906-796	796	
V2576/465906-806	806	
V2577/465906-906	906	
V2578/465906-916	916	
V2579/465906-946	946	
V2580/465906-966	966	
V2581/465906-976	976	
V2582/465906-996	996	

Stride - Maharam		
58" wide		
40% post-industrial recycled polyester		
39% polyester		
21% post-consumer recycled polyester		
PFOA-Free stain resistant finish		
Acrylic backing		
ZS103/466252-003	Midnight	
ZS104/466252-004	Moss	
ZS106/466252-006	Ember	

Vestige - Maharam		
54" wide		
71% polyester		
29% rayon		
ZVT01/466259-001	001	
ZVT02/466259-002	002	
ZVT03/466259-003	003	
ZVT04/466259-004	004	
ZVT05/466259-005	005	
ZVT06/466259-006	006	
ZVT07/466259-007	007	
ZVT08/466259-008	008	
ZVT09/466259-009	009	
ZVT10/466259-010	010	

## Price Category H

Circles — Maharam		
55" wide		
70% cotton		
30% polyester		
ZT01/458310-001	Khaki	
ZT02/458310-002	Fatigue	
ZT03/458310-003	Document	
ZT04/458310-004	Engine	
ZT05/458310-005	Charcoal	

Crosspatch — Maharam		
54" wide		
75% rayon		
25% polyester		
ZS01/458920-001	Song	
ZS04/458920-004	Document	

Ditto — Maharam		
54" wide		
77% recycled polyester		
23% solution dyed nylon		
Z2D1/465993-001	Nacre	
Z2D2/465993-002	Shadow	
Z2D3/465993-003	Saddle	
Z2D9/465993-009	Fern	
Z2DA/465993-010	Fountain	
Z2DB/465993-011	Cobalt	
Z2DC/465993-012	Iron	

Divina MD - Maharam		
59" wide		
100% wool		
Z2301/466150-193	193	
Z2302/466150-203	203	
Z2303/466150-213	213	
Z2304/466150-293	293	
Z2305/466150-343	343	
Z2306/466150-353	353	
Z2307/466150-363	363	
Z2308/466150-413	413	
Z2309/466150-433	433	
Z2310/466150-453	453	
Z2311/466150-613	613	

Divina MD continued		
Z2312/466150-633	633	
Z2313/466150-653	653	
Z2314/466150-673	673	
Z2315/466150-683	683	
Z2316/466150-713	713	
Z2317/466150-733	733	
Z2318/466150-743	743	
Z2319/466150-753	753	
Z2320/466150-773	773	
Z2321/466150-783	783	
Z2322/466150-813	813	
Z2323/466150-843	843	
Z2324/466150-873	873	
Z2325/466150-913	913	
Z2326/466150-943	943	
Z2327/466150-973	973	

Divina - Maharam		
59" wide		
100% wool		
TF01/460730-154	154	
TF03/460730-171	171	
TF04/460730-173	173	
TF05/460730-181	181	
TF06/460730-191	191	
TF08/460730-224	224	
TF10/460730-334	334	
TF13/460730-384	384	
TF14/460730-393	393	
TF16/460730-444	444	
TF17/460730-462	462	
TF18/460730-542	542	
TF19/460730-552	552	
TF20/460730-562	562	
TF22/460730-584	584	
TF23/460730-623	623	
TF25/460730-652	652	
TF26/460730-662	662	
TF27/460730-671	671	
TF29/460730-684	684	
TF30/460730-691	691	
TF31/460730-692	692	

Price category H continued on next page

- Maharam textiles are on assigned lead times [A](#) unless otherwise noted.
- Fabric numbers are listed as Herman Miller fabric number/Maharam fabric number.

# Maharam® Colors — Seating

continued

## Price Category H

continued

### Divina continued

TF33/460730-712	712
TF37/460730-742	742
TF41/460730-782	782
TF42/460730-791	791
TF43/460730-793	793
TF47/460730-893	893
TF49/460730-922	922
TF51/460730-944	944
TF53/460730-984	984
TF55/460730-106	106
TF56/460730-236	236
TF57/460730-246	246
TF58/460730-346	346
TF59/460730-356	356
TF60/460730-376	376
TF61/460730-426	426
TF62/460730-526	526
TF63/460730-536	536
TF64/460730-626	626
TF65/460730-636	636
TF66/460730-666	666
TF67/460730-676	676
TF68/460730-686	686
TF69/460730-696	696
TF70/460730-756	756
TF71/460730-826	826
TF72/460730-836	836
TF73/460730-846	846
TF74/460730-856	856
TF75/460730-876	876
TF76/460730-886	886
TF77/460730-936	936
TF78/460730-956	956
TF79/460730-966	966

### Dot Pattern — Maharam

55" wide	
71% cotton	
29% polyester	
ZK01/458300-001	Document
ZK02/458300-002	Taupe
ZK04/458300-004	Red
ZK05/458300-005	Navy

### Hallingdal - Maharam

51" wide	
70% wool	
30% rayon	
Z2401/460760-100	100
Z2402/460760-103	103
Z2403/460760-110	110
Z2404/460760-113	113
Z2405/460760-116	116
Z2406/460760-123	123
Z2407/460760-126	126
Z2408/460760-130	130
Z2409/460760-143	143
Z2410/460760-153	153
Z2411/460760-166	166
Z2412/460760-173	173
Z2413/460760-180	180
Z2414/460760-190	190
Z2415/460760-200	200
Z2416/460760-220	220
Z2417/460760-224	224
Z2418/460760-227	227
Z2419/460760-270	270
Z2420/460760-350	350
Z2421/460760-368	368
Z2422/460760-370	370
Z2423/460760-376	376
Z2424/460760-390	390
Z2425/460760-407	407
Z2426/460760-420	420
Z2427/460760-457	457
Z2428/460760-526	526
Z2429/460760-547	547
Z2430/460760-563	563
Z2431/460760-573	573
Z2432/460760-590	590
Z2433/460760-596	596
Z2434/460760-600	600

### Hallingdal continued

Z2435/460760-657	657
Z2436/460760-660	660
Z2437/460760-674	674
Z2438/460760-680	680
Z2439/460760-687	687
Z2440/460760-694	694
Z2441/460760-702	702
Z2442/460760-723	723
Z2443/460760-733	733
Z2444/460760-750	750
Z2445/460760-753	753
Z2446/460760-754	754
Z2447/460760-763	763
Z2448/460760-764	764
Z2449/460760-773	773
Z2450/460760-810	810
Z2451/460760-840	840
Z2452/460760-850	850
Z2453/460760-890	890
Z2454/460760-907	907
Z2455/460760-944	944
Z2456/460760-960	960
Z2457/460760-968	968
Z2458/460760-980	980

### Offset — Maharam

54" wide

40% cotton

36% nylon

24% wool

ZQF01/465951-001 Passage

ZQF02/465951-002 Fieldstone

ZQF03/465951-003 Coast

ZQF04/465951-004 Esplanade

ZQF05/465951-005 Oasis

ZQF06/465951-006 Spice

ZQF07/465951-007 Bloom

### Small Dot Pattern — Maharam

55" wide	
71% cotton	
29% polyester	
ZL01/458320-001	Document
ZL02/458320-002	Sand
ZL03/458320-003	Khaki
ZL04/458320-004	Taupe
ZL05/458320-005	Charcoal
ZL06/458320-006	Document
	Reverse
ZL07/458320-007	Red
ZL08/458320-008	Yellow
ZL09/458320-009	Green

### Tonus - Maharam

51" wide	
90% wool	
10% helanka	
ZTN01/460800-100	100
ZTN03/460800-109	109
ZTN05/460800-118	118
ZTN10/460800-125	125
ZTN13/460800-128	128
ZTN14/460800-129	129
ZTN15/460800-130	130
ZTN16/460800-131	131
ZTN17/460800-132	132
ZTN19/460800-135	135
ZTN21/460800-207	207
ZTN23/460800-210	210
ZTN26/460800-216	216
ZTN27/460800-240	240
ZTN29/460800-440	440
ZTN32/460800-508	508
ZTN34/460800-605	605
ZTN35/460800-608	608
ZTN36/460800-609	609

Price category H continued on next page

- Maharam textiles are on assigned lead times <sup>A</sup> unless otherwise noted.
- Fabric numbers are listed as Herman Miller fabric number/Maharam fabric number.

# Maharam® Colors — Seating

continued

## Price Category H

continued

Tonus continued	
ZTN37/460800-610	610
ZTN38/460800-613	613
ZTN40/460800-615	615
ZTN41/460800-619	619
ZTN51/460800-631	631
ZTN54/460800-634	634
ZTN56/460800-636	636
ZTN59/460800-690	690
ZTN62/460800-840	840
ZTN63/460800-940	940
ZTN65/460800-224	224
ZTN66/460800-244	244
ZTN67/460800-364	364
ZTN68/460800-374	374
ZTN69/460800-394	394
ZTN70/460800-424	424
ZTN71/460800-454	454
ZTN72/460800-464	464
ZTN73/460800-474	474
ZTN74/460800-554	554
ZTN75/460800-654	654
ZTN76/460800-664	664
ZTN77/460800-684	684
ZTN78/460800-754	754
ZTN79/460800-764	764
ZTN80/460800-854	854
ZTN81/460800-914	914
ZTN82/460800-934	934
ZTN83/460800-954	954
ZTN84/460800-964	964
ZTN85/460800-974	974

## Price Category I

Cursive – Maharam	
54" wide	
67% solution-dyed acrylic	
33% solution-dyed polyester	
PFOA-Free stain resistant	
7CW01/466335-001	Fast
7CW02/466335-002	Hunt
7CW03/466335-003	Beachcomb
7CW04/466335-004	Twist
7CW05/466335-005	Swift
7CW06/466335-006	Jetstream
7CW07/466335-007	Inkwell
7CW08/466335-008	Rubber
Teatro - Maharam	
55" wide	
100% polyester	
Polyester/Cotton backing	
ZT201/466309-001	Crumb
ZT203/466309-003	Herd
ZT206/466309-006	Heat
ZT207/466309-007	Caspian
ZT209/466309-009	Boulder
ZT210/466309-010	Elixir
ZT211/466309-011	Guard
ZT212/466309-012	Throne

## Price Category J

No fabrics available at this time.

## Price Category K

Coda by Kvadrat - Maharam	
55" wide	
90% wool	
10% nylon	
ZC701/464480-100	100
ZC702/464480-103	103
ZC703/464480-116	116
ZC704/464480-182	182
ZC705/464480-222	222
ZC706/464480-232	232
ZC707/464480-242	242
ZC708/464480-362	362
ZC709/464480-382	382
ZC710/464480-410	410
ZC711/464480-422	422
ZC712/464480-442	442
ZC713/464480-610	610
ZC714/464480-632	632
ZC715/464480-642	642
ZC716/464480-722	722
ZC717/464480-762	762
ZC718/464480-962	962

- Maharam textiles are on assigned lead times <sup>A</sup> unless otherwise noted.
- Fabric numbers are listed as Herman Miller fabric number/Maharam fabric number.

# Maharam® Colors — Seating

continued

Price Category L	Price Category M	Price Category N-Z
<div>Minicheck - Maharam</div> <div>55" wide</div> <div>78% cotton</div> <div>22% polyester</div> <div>PFOA-Free stain resistant finish</div> <div>ZMK01/466268-001 Black/White</div>	<div>Fruit - Maharam</div> <div>54" wide</div> <div>55% cotton</div> <div>32% nylon</div> <div>13% post-consumer recycled polyester</div> <div>PFOA-Free stain resistant finish</div> <div>Acrylic backing</div> <div>ZF201/466262-001 Opal</div> <div>ZF202/466262-002 Lime</div> <div>ZF203/466262-003 Olive</div> <div>ZF204/466262-004 Sky</div> <div>ZF205/466262-005 Kernal</div> <div>ZF206/466262-006 Droplet</div> <div>ZF207/466262-007 Russet</div>	No fabrics available at this time.

- Maharam textiles are on assigned lead times A unless otherwise noted.
- Fabric numbers are listed as Herman Miller fabric number/Maharam fabric number.

For more information about our products and services or to see a list of dealers, please visit us at [HermanMiller.com](http://HermanMiller.com) or call (800) 851 1196.

© 2019 Herman Miller, Inc., Zeeland, Michigan

## Distribution Rights

Working together since 1956, Herman Miller and Vitra are the authentic sources of designs by Charles and Ray Eames, Alexander Girard, and George Nelson. All the designs shown in this book are protected by law. Herman Miller has obtained all rights to make and sell these designs. Also, Herman Miller holds exclusive worldwide manufacturing and distribution rights for these products with the following exceptions:

Charles and Ray Eames, George Nelson, and Alexander Girard—Worldwide distribution rights for furniture in all areas except Europe and the Middle East. For those areas, please contact Vitra.

Isamu Noguchi—Worldwide distribution rights for the Noguchi Rudder Table. Distribution rights for the Noguchi Table in North America and Central America only. For all other areas, please contact Vitra.

Magis—Exclusive distribution rights in the US and Canada. For all other areas, please contact Magis.

Mattiazzi—Exclusive distribution rights in the US and Canada. For all other areas, please contact Mattiazzi.

® **HermanMiller**, ●, 3D Intelligent, AO, Action Office, Aeron, ArcSpan, Aside, Avall, Avive, Bubble Lamps, Canvas Office Landscape, Caper, Celle, Co/Struc, Daisiyone, Distil, Eames, Eco-Dematerialized, Embody, Envelop, Equa 2, Ergon 3, Ethospace, Exclave, Fine-Tune, FlexFront, Flo, Formcoat, Formwork, Ground Cloth, Herman Miller for the Home, Herman Miller for Healthcare, Intersect, Kinemat, Lapjack, Layout Studio, Lifework, Limerick, Live Unframed, Living Office, Locale, Maharam, Meridian, Mirra, Motia, Passage, Pellicle, Perspectives, Plex, PostureFit, Public Office Landscape, Resolve, Rodney, Sayl, Setu, Thrive, Tu, Wishbone, and Y-Tower are among the registered trademarks of Herman Miller, Inc., and its owned subsidiaries.

™ 8Z Pellicle, About Face, AireWeave, Albert, Backfit, Bubbletack, Burdick Group, Butterfly Back, Celeste, Cellular Suspension, Clam, Compass, Connect, Cosm, Cubert, DOT, Duracare, Durawrap, Eames Soft Pad, EnhancedAccess, Everywhere, Flex-Edge, Flute, Harmonic, Herman Miller Select, Hopsak 2, Intent, Iota, Jaw, Keyless Entry, Keyn Chair Group by Herman Miller, Latitude, Lino, Locale, Logic Mini, Logic Power Access Solutions, Live Platform, Loop, Lyris, Lyris 2, Made-to-Measure Storage, Metaform Portfolio, Mora, Multiscrim, Nelson, Nevi, Overlay, Pari, Pixelated Support, PostureFit SL, Prospect, Q, Renew, Sense, Soft Pad, Stackable, Stackable Storage, Striad, Swoop, Tone, TriFlex, Twist, Ubi, Verus, Vista and Wireframe are among the trademarks of Herman Miller, Inc., and its owned subsidiaries.

SM Herman Miller Options is among the service marks of Herman Miller, Inc.

AAP™ is a trademark of Extron Electronics.

Alexander Girard® is a registered trademark of The Alexander Girard Estate.

Chemsur® is a registered trademark of Wilsonart International.

Corian® is a registered trademark of E. I. du Pont de Nemours and Company Corporation.

Crypton® is a registered trademark of Crypton, Inc.

DACRON® is a registered trademark of INVISTA S.a r.l.

Danzer® is a registered trademark of Danzer Holding AG.

Decora® is a registered trademark of Leviton Manufacturing Co., Inc.

Edelman® Leather is a registered trademark of Edelman Leather, Inc.

Extron® is a registered trademark of RGB Systems, Inc.

FENIX NTM® is a registered trademark of Arpa Industriale S.p.A.

FLEXNET™ is a trademark of Milliken & Company.

Floor Saver Glide® is a registered trademark of Carpin Manufacturing, Inc.

Geiger® is a registered trademark, and Bumper™, Saiba™, and Ward Bennett™ are trademarks, of Geiger International.

Goetz™ is a trademark of Mark W. Goetz.

Hang-It-All® is a registered trademark of Lucia Eames Demetrios, d.b.a. Eames Office.

Holophane® is a registered trademark of Holophane.

Ingeo™ is a trademark of Cargill Dow LLC.

iPad® is a registered trademark of Apple, Inc.

Leviton® is a registered trademark of Leviton Manufacturing Co., Inc.

LifeSize® is a registered trademark of LifeSize Communications, Inc.

Magis®, Bombo®, and Me Too® are registered trademarks of Magis S.p.A.

Microsoft® and Natural® Keyboard are registered trademarks of Microsoft Corporation.

Noguchi® and the Noguchi table configuration (trade dress) are registered trademarks, and Rudder Table™ is a trademark, of The Isamu Noguchi Foundation and Garden Museum.

Place Textiles® is a registered trademark of Place Textiles.

SuperSeat™ is a trademark of Dahti Seating, a division of ITW.