

---

# Understanding and Specifying Brody 488 Series

## Product Details

Brody Lounge 488 Series	322
Brody Lounge Dimensions	328
Brody Lounge Application Tips	330
Brody Desk 488 Series	332
Brody Desk Dimensions	335
Brody Desk Application Tips	336

## Specifying

Brody WorkLounge	338
Brody Privacy Lounge	340
Brody Privacy Lounge with Extension	342
Brody Privacy Desk	344
Brody Privacy Desk with Extension	346
Brody Footrest	348

# Brody Lounge 488 Series

**Brody** is a destination for focus. Every detail has been designed with focus in mind, creating a place where people can escape while still having access to the tools, information, and people they need to be most productive.

**Screen alignment clip** ensures privacy screens remain aligned.

**Side surface** is a laminate surface and creates space to spread work out.

**Screw covers** allow for easier assembly of screens to the stanchion and lower surround.

**Caddy** provides accessible storage close-at-hand for personal belongings.

**Power** is conveniently located inside Brody to accommodate mobile devices.

**Lower surround** is upholstery wrapped and creates a barrier around the workspace.

**dash mini LED light** is available to provide additional light when needed.

**Screens** offer additional privacy and shield from distractions.

**Seat back** was designed with LiveLumbar to provide support in a variety of working postures.

**Personal worksurface** tilts to ergonomically support a user's wrists for keyboarding while also allowing the screen to rise up to eye level, reducing neck strain.

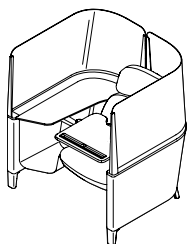
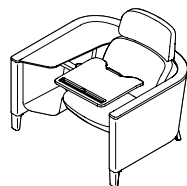
**Seat** has adaptive bolstering which creates comfort pockets designed to support every user.

**Open cavity beneath seat** provides storage space for footrest.

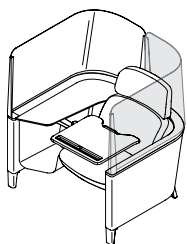
**Footrest** provides support in lounge postures.

**Leveling glides on foot** adjust 1 1/2" for uneven floors.

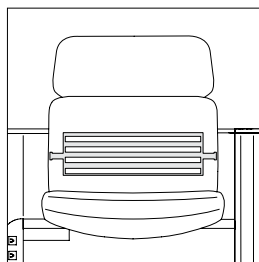
## Product Details



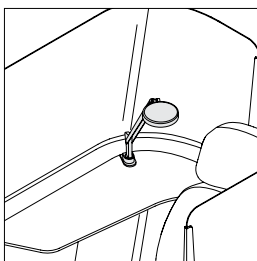
**Brody** is available with and without screens.



**Screens on privacy lounge with extension** can only be omitted on the opposite side of where the side surface is located.

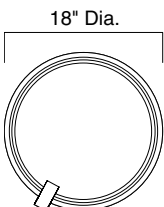
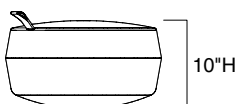


**LiveLumbar** offers a dialed in spring force in the lumbar region that actively supports the lower back.



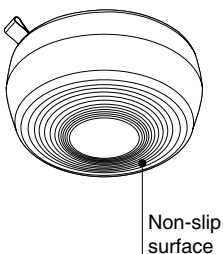
**dash mini LED light** is available if power has been specified and can be field installed.

**dash mini LED light** adjusts 19 $\frac{7}{8}$ "H from the side surface. The base and head pivot 360°.



**Footrest** has plastic base and an overall height of 10"H and a diameter of 18".

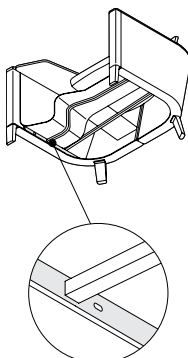
**Integrated loop on footrest** allows for easy repositioning of the footrest in the workspace. It is 13 $\frac{1}{4}$ "W x 2" long and can be used to tether the footrest to the frame.



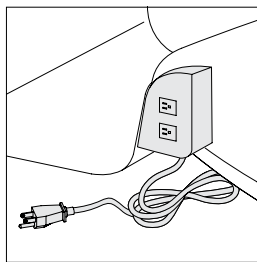
Non-slip surface

**Footrest base** is domed in the middle, allowing it to move to adapt to user preferences.

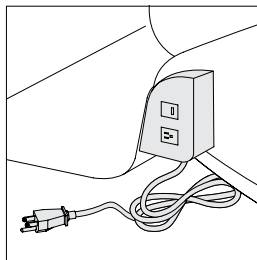
**Bottom of footrest** has a non-slip surface toward the outside to prevent sliding.



**Footrest** can be tethered to the frame. There is a small slot on the frame designed for a Kensington lock.

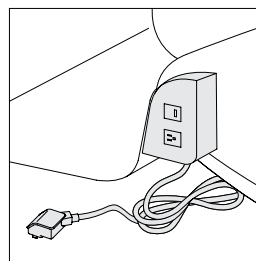


Two NEMA outlets



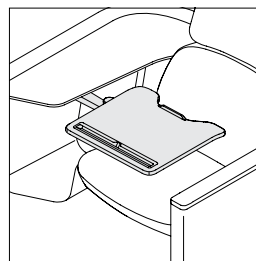
One NEMA, one USB outlet

**Power** is standard with two three-prong NEMA outlets. It is available with one three-prong NEMA outlet and one USB 2.0 (2.1 amp) outlet as an option. The cord is 10' long and is available with either a standard three-prong NEMA plug for use with standard receptacles or with Steelcase's proprietary Thread low-profile plug for use with one-door and two-door low-profile connectors.

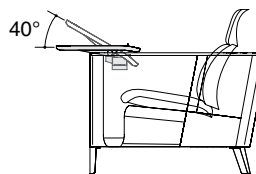


**Proprietary low-profile plug** can only be used with the Thread system and will not interface with existing receptacles. In order to achieve ADA compliance for connectors in an egress location, we developed our own plug design.

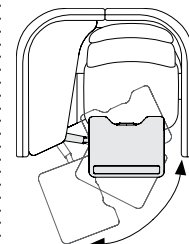
*Note: Always consult your local inspector prior to purchasing the Thread system to ensure all local codes and ordinances are satisfied since local regulations may supersede those spelled out in the National Electric Code.*



**Personal worksurface** has a cut out to hold technology like smart phones and tablets. The worksurface measures 16 $\frac{5}{8}$ "D x 18 $\frac{1}{4}$ "W and is 26 $\frac{7}{8}$ "H from the floor.



**Personal worksurface** tilts up to 40-degrees allowing users to bring work to eye level.



**Personal worksurface** swivels 125 degrees in and out to allow easy entry and exit.

## Brody Lounge 488 Series, continued

**Surface Materials**

► See surface materials on page 638 for specific availability or refer to the *Surface Materials Reference Manual* for further information.

**Seat upholstery**

- Fabric
- Vinyl
- Leather
- Elmosoft Leather
- Select Surfaces leather
- COL
- COM

**Screen**

- Arcylic – 6559 Satin Ice
- Buzz2 fabric
- COM

*Tip: COM selections are strictly limited. Please reference the COM page at [www.steelcase.com](http://www.steelcase.com) to make your selections.*

**Lower surround upholstery**

- Fabric
- COM

*Tip: The standard application direction of fabric on the lower surround is warp horizontal. Standard Steelcase fabrics were designed for this application direction.*

**Upper footrest**

- Fabric
- Vinyl
- Leather
- Elmosoft Leather
- Select Surfaces leather
- Plastic
- COL
- COM

*Tip: Consider fabrics appropriate for high-wear environments for the upper footrest.*

**Lower footrest**

- 6053 Seagull
- 6059 Sterling Dark

**Trim**

- Fabric
- Plastic
- COM

**Light**

- 4231 Arctic White
- 4710 Low Gloss Black
- 4799 Platinum
- Accent paint (option)

**Side surface**

- 2410 Graphite Walnut
- 2511 Winter on Maple
- 2535 Virginia Walnut
- 2536 Blackwood
- 2883 Seagull
- 2HAT Acacia

Storage caddy, lower surround trim, seat shell, personal worksurface, personal worksurface arm, screen brackets, power, frame, foot, and back of caddy finishes can be found on the color scheme matrix.

► See page 33

**Programs & Services**

► See the *Surface Materials Reference Manual* for further detail about programs and services offered for seating.

**The Customer's Own Material (COM) Program**

offers the opportunity for customers to select fabrics that are not offered through the standard Steelcase surface materials program for use on Steelcase products. Through the COM program, Steelcase will test your materials for application on Steelcase products. Once approved, you can place your order. Steelcase will facilitate the entire ordering process and give you a production schedule. Steelcase will order the COM fabric directly from the textile manufacturer. For up-to-date information regarding fabric test results for all COM fabrics and details regarding yardage requirements for most Seating lines, visit the COM website. To locate the COM website:

- Visit [www.steelcase.com](http://www.steelcase.com)

**Soil retardants** are treatments that provide long-term soil and stain resistance to a fabric without affecting the shade or the integrity of the fabric. The following Steelcase Textiles are available pre-treated with soil retardant. (You do not need to select the soil-retardant option for these fabrics and incur the upcharge.)

- Jacks
- Link
- Spyder

For information on soil retardant fabrics on Select Surfaces, please refer to the *Surface Materials Reference Manual*.

Soil-retardant treatment is available on all other seating fabrics at an additional upcharge per seating unit. To order this option, please select "Soil-Retardant Treatment" under "Optional Accessories."

For soil-retardant treatment on COMs, please select "Soil-Retardant Treatment" under "Optional Accessories." Minimums or additional yardage may be required. Please contact the vendor directly for specific information.

Extended lead times may be necessary for this service.

Contact your Steelcase Solutions Fulfillment Team Representative at 1.888.STEELCASE (1.888.783.3522) or send an email to [lineone@steelcase.com](mailto:lineone@steelcase.com).

**Dimensions**

► Page 328

**Resources****Printed Materials**

► Brody WorkLounge Brochure (15-0000167)

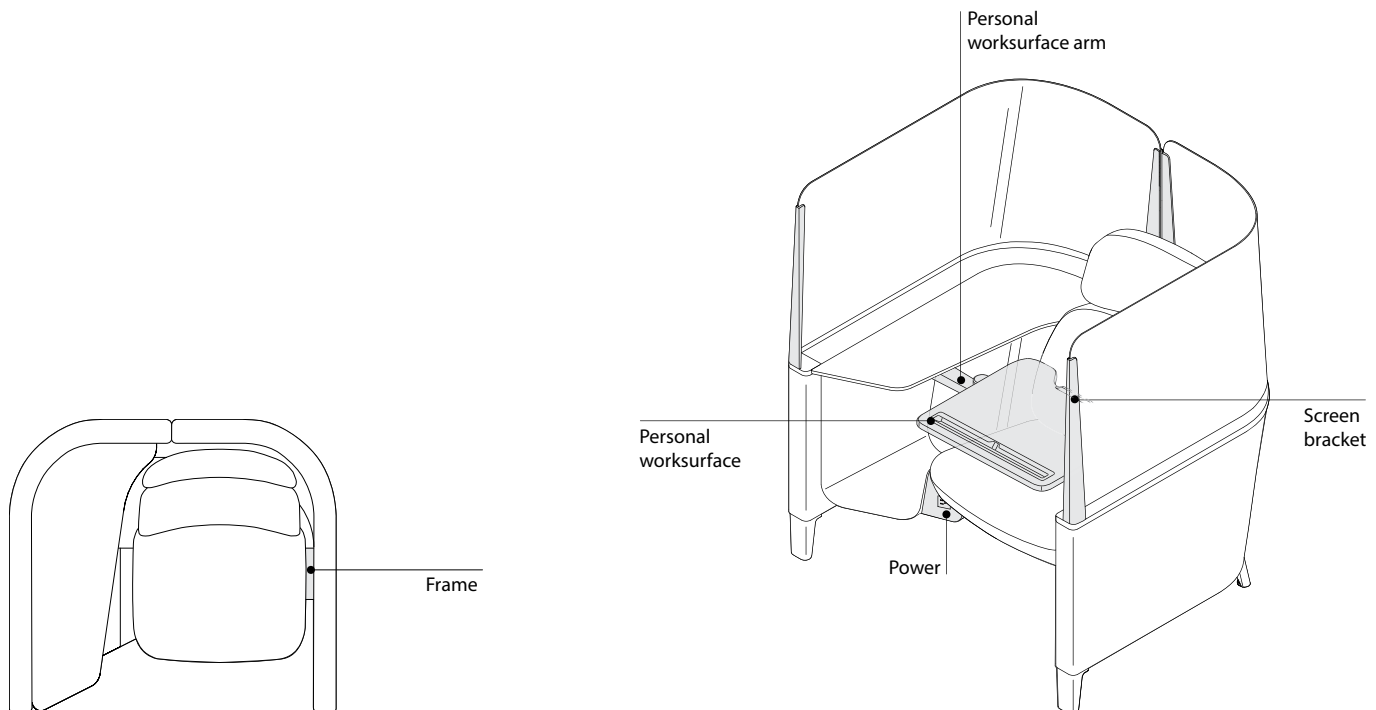


## Brody Lounge 488 Series, continued

## Color Scheme Matrix

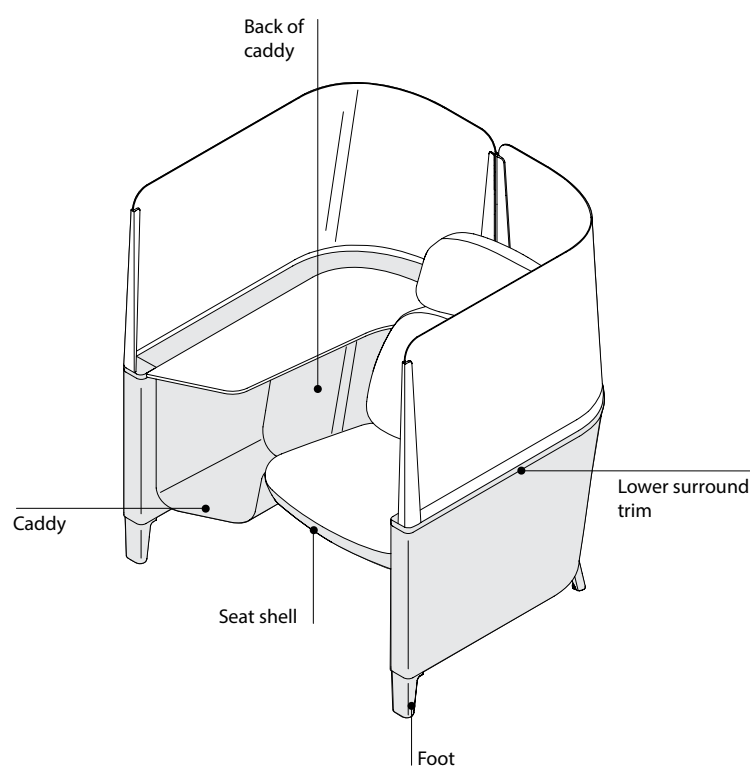
Color Scheme	Foot	Screen Brackets	Frame	Lower Surround Trim	Seat Shell
Light	Seagull 7243	Seagull 7243	Merle 7360	Seagull 6053	Platinum Solid 6249
Medium	Platinum Metallic 4799	Platinum Metallic 4799	Merle 7360	Platinum Solid 6249	Sterling Dark Solid 6059
Dark	Sterling Dark 7250	Sterling Dark 7250	Merle 7360	Sterling Dark Solid 6059	Sterling Dark Solid 6059
Matte Copper	Matte Copper 4B25	Matte Copper 4B25	Merle 7360	Sterling Dark Solid 6059	Sterling Dark Solid 6059
Matte Brass	Matte Brass 4B22	Matte Brass 4B22	Merle 7360	Sterling Dark Solid 6059	Sterling Dark Solid 6059
Burnished Bronze	Burnished Bronze 4B23	Burnished Bronze 4B23	Merle 7360	Sterling Dark Solid 6059	Sterling Dark Solid 6059
Night Bronze	Night Bronze 4B24	Night Bronze 4B24	Merle 7360	Sterling Dark Solid 6059	Sterling Dark Solid 6059
Obsidian	Obsidian 4B20	Obsidian 4B20	Merle 7360	Sterling Dark Solid 6059	Sterling Dark Solid 6059

*Tip: If an upholstered screen is specified, then the screen clips will always be aluminum.*



## Color Scheme Matrix

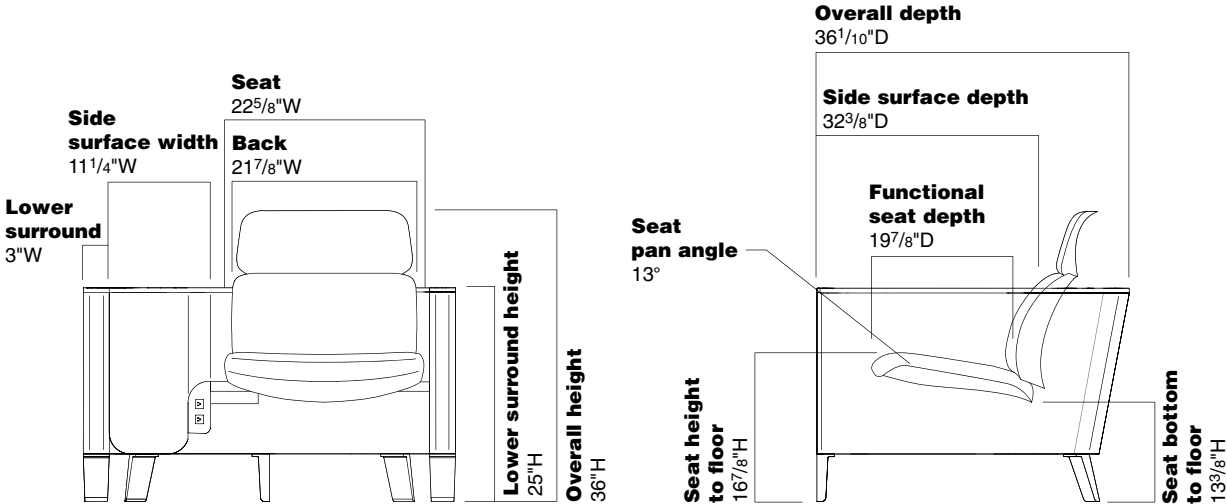
Color Scheme	Personal Worksurface	Personal Worksurface Arm	Caddy	Back of Caddy	Power
Light	Seagull 6053	Platinum Metallic 4799	Seagull 6053	Merle 6527	Merle 6527
Medium	Platinum Solid 6249	Platinum Metallic 4799	Merle 6527	Merle 6527	Merle 6527
Dark	Sterling Dark Solid 6059	Sterling Dark 7250	Sterling Dark Solid 6059	Merle 6527	Merle 6527
Matte Copper	Sterling Dark Solid 6059	Matte Copper 4B25	Sterling Dark Solid 6059	Merle 6527	Merle 6527
Matte Brass	Sterling Dark Solid 6059	Matte Brass 4B22	Sterling Dark Solid 6059	Merle 6527	Merle 6527
Burnished Bronze	Sterling Dark Solid 6059	Burnished Bronze 4B23	Sterling Dark Solid 6059	Merle 6527	Merle 6527
Night Bronze	Sterling Dark Solid 6059	Night Bronze 4B24	Sterling Dark Solid 6059	Merle 6527	Merle 6527
Obsidian	Sterling Dark Solid 6059	Obsidian 4B20	Sterling Dark Solid 6059	Merle 6527	Merle 6527



# Dimensions

Brody Lounge 488 Series

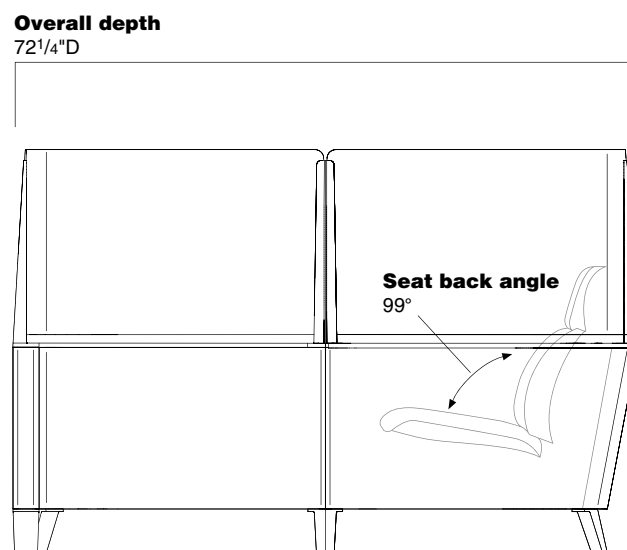
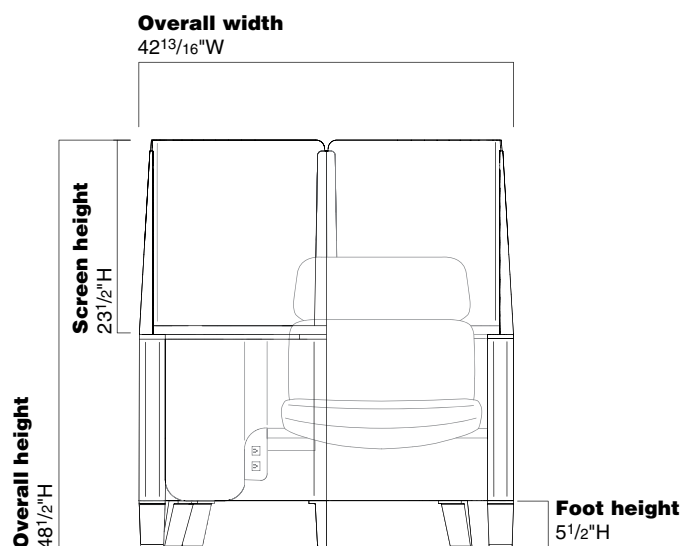
Features	Overall Depth	Width	Height	Seat Depth	Functional Seat Depth	Seat Width	Seat Height from Floor	Back Width	Lumbar Height from Floor	Lower Surround Height from Floor
Brody WorkLounge 488 Series										
WorkLounge	36 <sup>1</sup> / <sub>10</sub> "	42 <sup>13</sup> / <sub>16</sub> "	36"	21 <sup>5</sup> / <sub>8</sub> "	19 <sup>7</sup> / <sub>8</sub> "	22 <sup>5</sup> / <sub>8</sub> "	16 <sup>7</sup> / <sub>8</sub> "	21 <sup>7</sup> / <sub>8</sub> "	18 <sup>3</sup> / <sub>8</sub> "	25"
Privacy Lounge	36 <sup>1</sup> / <sub>10</sub> "	42 <sup>13</sup> / <sub>16</sub> "	48 <sup>1</sup> / <sub>2</sub> "	21 <sup>5</sup> / <sub>8</sub> "	19 <sup>7</sup> / <sub>8</sub> "	22 <sup>5</sup> / <sub>8</sub> "	16 <sup>7</sup> / <sub>8</sub> "	21 <sup>7</sup> / <sub>8</sub> "	18 <sup>3</sup> / <sub>8</sub> "	25"
Privacy Lounge with Extension	72 <sup>1</sup> / <sub>4</sub> "	42 <sup>13</sup> / <sub>16</sub> "	48 <sup>1</sup> / <sub>2</sub> "	21 <sup>5</sup> / <sub>8</sub> "	19 <sup>7</sup> / <sub>8</sub> "	22 <sup>5</sup> / <sub>8</sub> "	16 <sup>7</sup> / <sub>8</sub> "	21 <sup>7</sup> / <sub>8</sub> "	18 <sup>3</sup> / <sub>8</sub> "	25"





• Lower Surround Trim Width	• Screen Height	• Side Surface Depth	• Side Surface Width	• Side Surface Height from Floor	• Angle Between Seat and Back	• Seat Pan Angle	• Caddy	• Weight Acrylic Screen	Fabric Screen
3"	N.A.	32 <sup>3</sup> / <sub>8</sub> "	11 <sup>1</sup> / <sub>4</sub> "	25"	99°	13°	14 <sup>1</sup> / <sub>4</sub> "D x 10"W x 17 <sup>3</sup> / <sub>8</sub> "H	119 lbs*	119 lbs*
3"	23 <sup>1</sup> / <sub>2</sub> "	32 <sup>3</sup> / <sub>8</sub> "	11 <sup>1</sup> / <sub>4</sub> "	25"	99°	13°	14 <sup>1</sup> / <sub>4</sub> "D x 10"W x 17 <sup>3</sup> / <sub>8</sub> "H	135 lbs	161 lbs
3"	23 <sup>1</sup> / <sub>2</sub> "	32 <sup>3</sup> / <sub>8</sub> "	11 <sup>1</sup> / <sub>4</sub> "	25"	99°	13°	14 <sup>1</sup> / <sub>4</sub> "D x 10"W x 17 <sup>3</sup> / <sub>8</sub> "H	169 lbs	208 lbs

\*WorkLounge does not come with screens.  
The WorkLounge base weight is displayed.

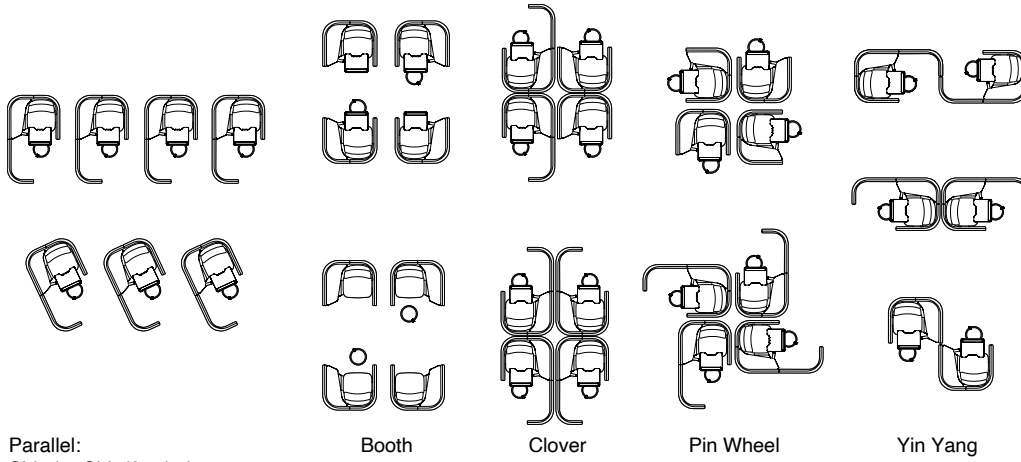


# Brody Lounge Application Tips

## Application Topics

### Consider Brody embedded in five zones:

- Private individual focus area
- At thresholds to the neighborhood
- Along transition paths
- As supplement to the primary workstation
- Working lounge areas



*Tip: Individual Brody units do not connect with brackets.*



# Brody Desk 488 Series

**Brody** is a destination for focus. Every detail has been designed with focus in mind, creating a place where people can escape while still having access to the tools, information, and people they need to be most productive.

**Worksurface** is available in laminate or veneer and creates space to spread work out.

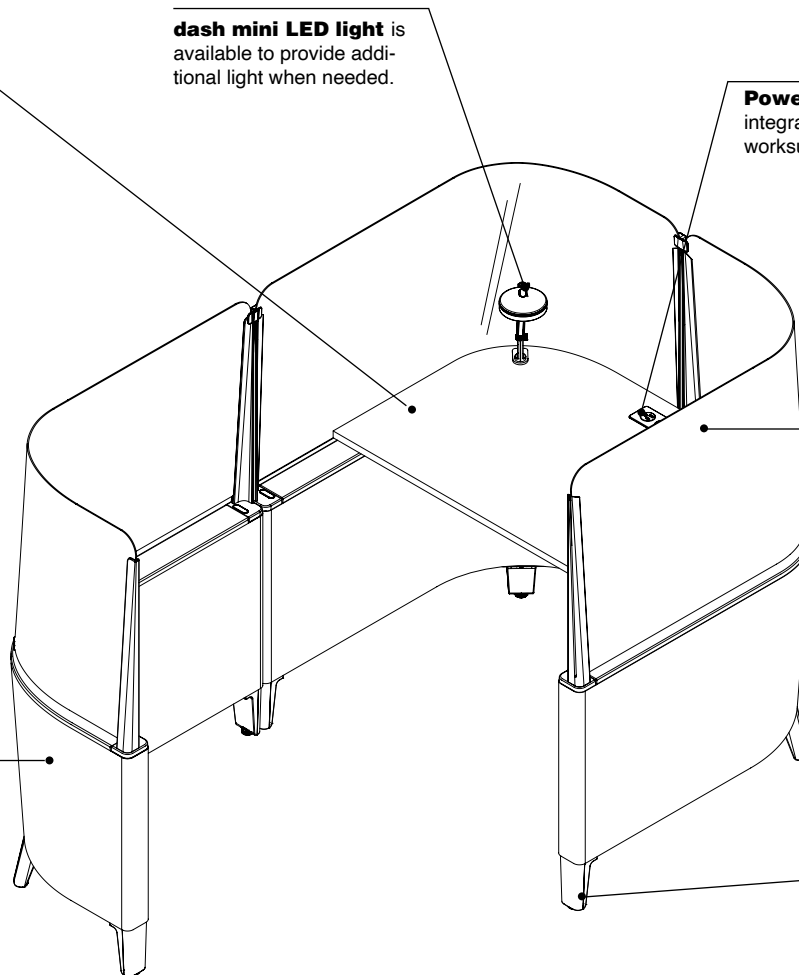
**dash mini LED light** is available to provide additional light when needed.

**Power** is conveniently integrated into the worksurface.

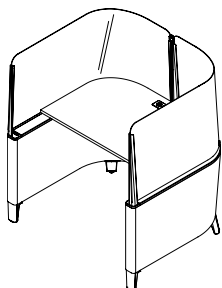
**Screens** offer additional privacy and shield from distractions.

**Lower surround** is upholstery wrapped and creates a barrier around the workspace.

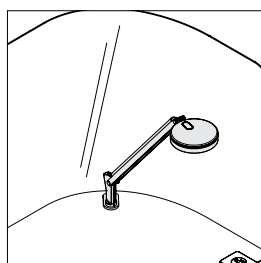
**Leveling glides on foot** adjust 1 1/2" for uneven floors.



## Product Details

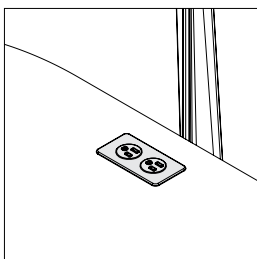


**Brody desk** always comes standard with screens.

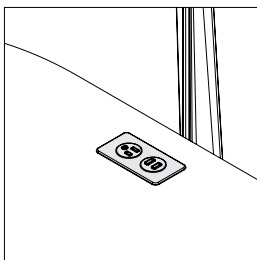


**dash mini LED light** is available if power has been specified and can be field installed.

**dash mini LED light** adjusts 19 $\frac{7}{8}$ "H from the worksurface. The base and head pivot 360°.

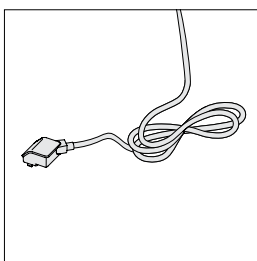


Two NEMA outlets

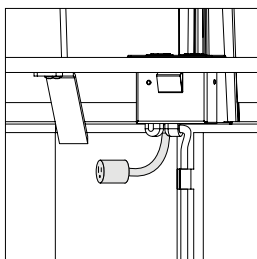


One NEMA, one USB outlet

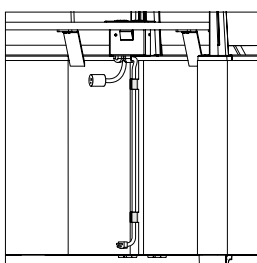
**Power** is standard with two three-prong NEMA outlets. It is available with one three-prong NEMA outlet and one USB 2.0 (2.1 amp) outlet as an option. The cord is 10' long and is available with either a standard three-prong NEMA plug for use with standard receptacles or with Steelcase's proprietary Thread low-profile plug for use with one-door and two-door low-profile connectors.



**Proprietary low-profile plug** can only be used with the Thread system and will not interface with existing receptacles. In order to achieve ADA compliance for connectors in an egress location, we developed our own plug design.  
*Note: Always consult your local inspector prior to purchasing the Thread system to ensure all local codes and ordinances are satisfied since local regulations may supersede those spelled out in the National Electric Code.*



**Power** includes one convenience outlet standard below the worksurface to power the available dash mini LED light and retain a single power cord out.



**Wire management clips** come standard with Brody desk to manage the power cord to the floor.

## Surface Materials

► See surface materials on page 638 for specific availability or refer to the *Surface Materials Reference Manual* for further information.

### Screen

- Arcylic – 6559 Satin Ice
- Buzz2 fabric
- COM

*Tip: COM selections are strictly limited. Please reference the COM page at [www.steelcase.com](http://www.steelcase.com) to make your selections.*

### Lower surround upholstery

- Fabric
- COM

*Tip: The standard application direction of fabric on the lower surround is warp horizontal. Standard Steelcase fabrics were designed for this application direction.*

### Trim

- Fabric
- Plastic
- COM

### Light

- 4231 Arctic White
- 4710 Low Gloss Black
- 4799 Platinum
- Accent paint (option)

### Power

- 4799 Platinum Metallic
- 7243 Seagull
- 7250 Sterling Dark Solid

### Worksurface

- Laminate
- Veneer

Lower surround trim, screen brackets, frame, and foot finishes can be found on the color scheme matrix.

► See page 334

## Programs & Services

► See the *Surface Materials Reference Manual* for further detail about programs and services offered for seating.

### The Customer's Own Material (COM) Program

offers the opportunity for customers to select fabrics that are not offered through the standard Steelcase surface materials program for use on Steelcase products. Through the COM program, Steelcase will test your materials for application on Steelcase products. Once approved, you can place your order. Steelcase will facilitate the entire ordering process and give you a production schedule. Steelcase will order the COM fabric directly from the textile manufacturer. For up-to-date information regarding fabric test results for all COM fabrics and details regarding yardage requirements for most Seating lines, visit the COM website. To locate the COM website:

- Visit [www.steelcase.com](http://www.steelcase.com)

## Dimensions

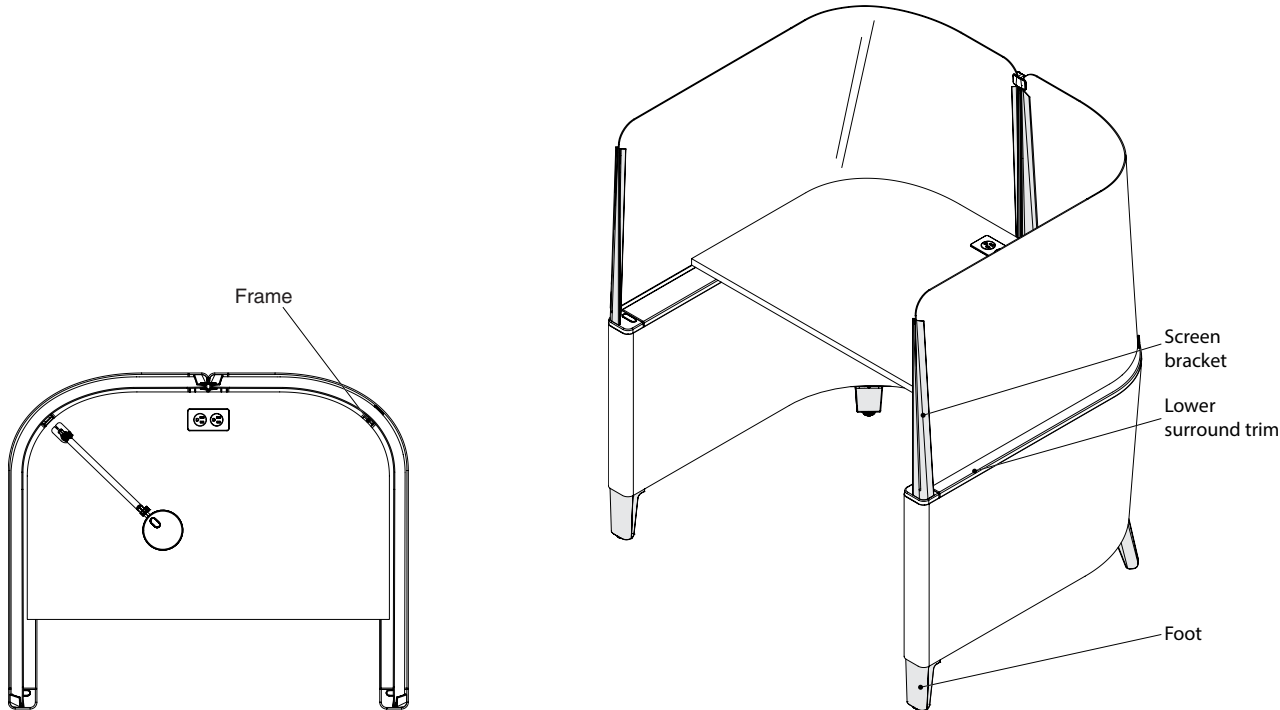
► Page 335

Brody Desk 488 Series, continued

Color Scheme Matrix

Color Scheme	Foot	Screen Brackets	Frame	Lower Surround Trim
Light	Seagull 7243	Seagull 7243	Merle 7360	Seagull 6053
Medium	Platinum Metallic 4799	Platinum Metallic 4799	Merle 7360	Platinum Solid 6249
Dark	Sterling Dark 7250	Sterling Dark 7250	Merle 7360	Sterling Dark Solid 6059
Matte Copper	Matte Copper 4B25	Matte Copper 4B25	Merle 7360	Sterling Dark Solid 6059
Matte Brass	Matte Brass 4B22	Matte Brass 4B22	Merle 7360	Sterling Dark Solid 6059
Burnished Bronze	Burnished Bronze 4B23	Burnished Bronze 4B23	Merle 7360	Sterling Dark Solid 6059
Night Bronze	Night Bronze 4B24	Night Bronze 4B24	Merle 7360	Sterling Dark Solid 6059
Obsidian	Obsidian 4B20	Obsidian 4B20	Merle 7360	Sterling Dark Solid 6059

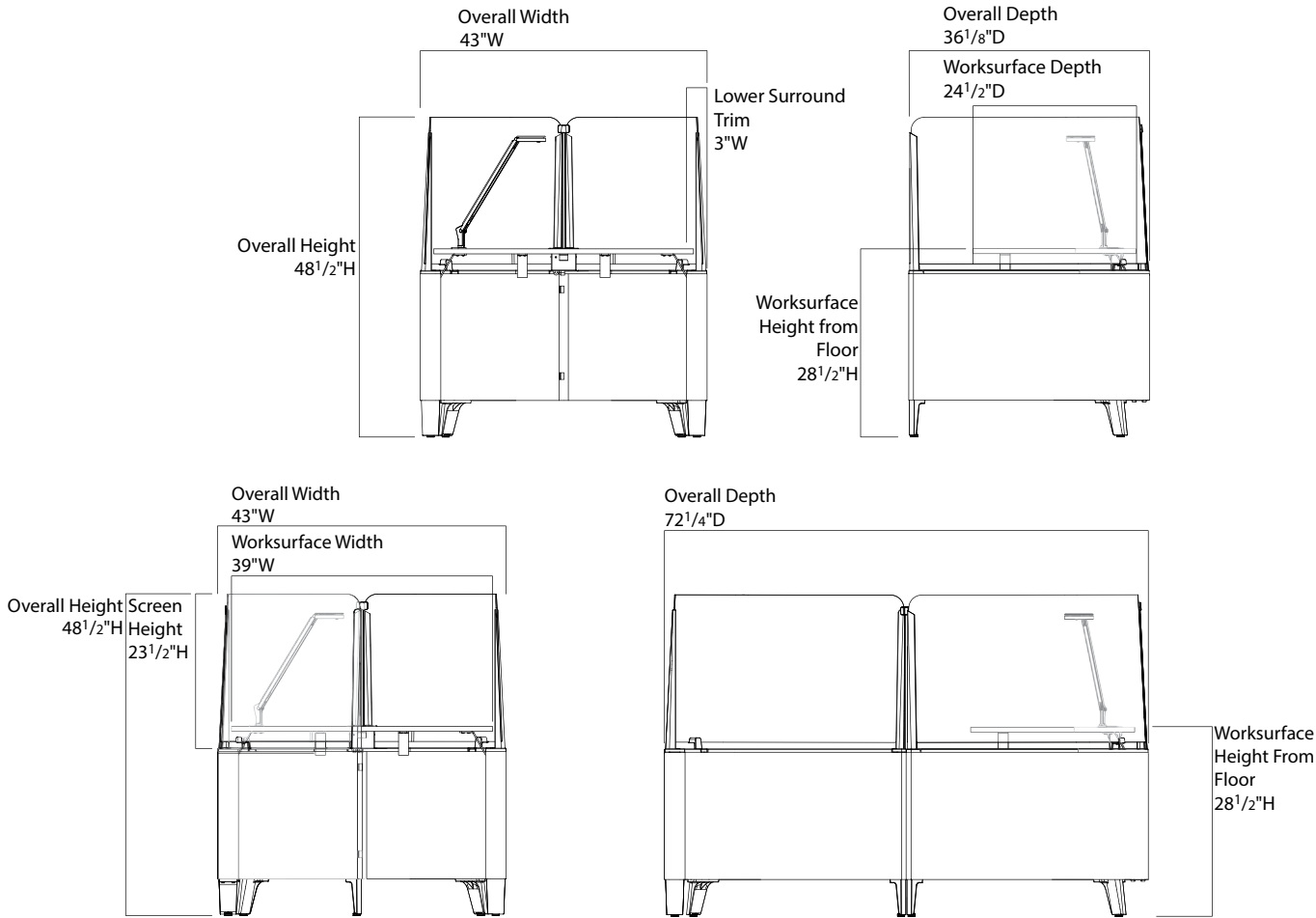
Tip: If an upholstered screen is specified, then the screen clips will always be aluminum.



Dimensions

Brody Desk 488 Series

Features	Overall Depth	Width	Height	Lower Surround Trim Width	Screen Height	Worksurface Depth	Worksurface Width	Worksurface Height from Floor
Brody Desk 488 Series								
Privacy Desk	36 <sup>1</sup> / <sub>8</sub> "	43"	48 <sup>1</sup> / <sub>2</sub> "	3"	23 <sup>1</sup> / <sub>2</sub> "	24 <sup>1</sup> / <sub>2</sub> "	39"	28 <sup>1</sup> / <sub>2</sub> "
Privacy Desk with Extension	72 <sup>1</sup> / <sub>4</sub> "	43"	48 <sup>1</sup> / <sub>2</sub> "	3"	23 <sup>1</sup> / <sub>2</sub> "	24 <sup>1</sup> / <sub>2</sub> "	39"	28 <sup>1</sup> / <sub>2</sub> "



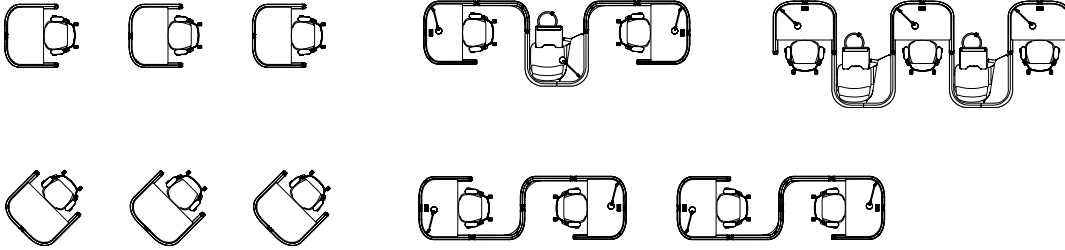
Brody 488 Series

# Brody Desk Application Tips

## Application Topics

### Consider Brody embedded in five zones:

- Private individual focus area
- At thresholds to the neighborhood
- Along transition paths
- As supplement to the primary workstation



Parallel:  
Side-by-Side/Angled

Booth

Clover

Pin Wheel

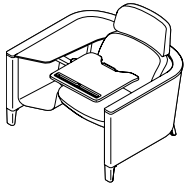
Yin Yang

*Tip: Individual Brody units do not connect with brackets.*





# Brody WorkLounge



Tip: Illustration above shows right-hand worklounge.

Tip: For more information regarding color schemes, see page 324.

Tip: Handedness is determined by the side surface location. If specified as right-hand, the side surface and storage will be on the user's right (as seated).

Tip: The trim is the top edge of the lower surround. If fabric trim is selected, the upholstery will match the upholstery specified on the lower surround.

► Detailed dimensions, page 328



## For Canadian Pricing

Multiply U.S. Price by the Canadian price factor.

► See page 1 for details.

Standard Includes	Required to Specify
<p>► Need help? Product details, page 322</p> <ul style="list-style-type: none"> <li>Lower surround: fabric price group 1</li> <li>Seat: fabric price group 1</li> <li>Side surface: laminate</li> <li>Personal worksurface: plastic defaulted by color scheme</li> <li>NEMA three prong power outlet: plastic defaulted by color scheme</li> <li>Caddy: paint defaulted by color scheme</li> </ul>	<ol style="list-style-type: none"> <li>Style number</li> <li>Color scheme (see below under Required Selections)</li> <li>Left- or right-hand configuration (see below under Required Selections)</li> <li>Fabric color number for upholstery on lower surround</li> <li>Fabric color number for upholstery on seat</li> <li>Laminate for side surface</li> <li>Options, if selected (see below)</li> </ol> <p>► See <i>Surface Materials</i>, page 638.</p>

Required Selections	U.S. Price	Required to Specify
<b>Color Scheme</b> <b>WorkLounge</b> <ul style="list-style-type: none"> <li>Light</li> <li>Medium</li> <li>Dark</li> <li>Matte copper</li> <li>Matte brass</li> <li>Burnished bronze</li> <li>Night bronze</li> <li>Obsidian</li> </ul>	No cost No cost No cost +\$315 +\$315 +\$315 +\$315 +\$315	Specify with <i>light color scheme</i> . Specify with <i>medium color scheme</i> . Specify with <i>dark color scheme</i> . Specify with <i>matte copper color scheme</i> . Specify with <i>matte brass color scheme</i> . Specify with <i>burnished bronze color scheme</i> . Specify with <i>night bronze color scheme</i> . Specify with <i>obsidian color scheme</i> .
<b>Handedness</b> <ul style="list-style-type: none"> <li>Left</li> <li>Right</li> </ul>	No cost No cost	Specify with <i>left-hand side surface and storage location</i> . Specify with <i>right-hand side surface and storage location</i> .

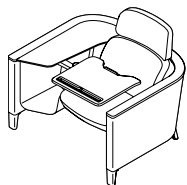
Options	U.S. Price	Required to Specify
<b>Surface Materials</b> <b>Upholstery on lower surround</b> <ul style="list-style-type: none"> <li>Fabric price group 1</li> <li>Fabric price group 2</li> <li>Fabric price group 3</li> <li>Fabric price group 4</li> <li>Fabric price group 5</li> <li>Fabric price group 6</li> <li>Fabric price group 7</li> <li>Fabric price group 8</li> <li>Fabric price group 9</li> <li>Fabric price group 10</li> <li>Customer's Own Material (COM)</li> </ul>	No cost +\$ 49 +\$ 93 +\$131 +\$164 +\$204 +\$233 +\$294 +\$361 +\$411 No cost	Specify fabric color number. Specify fabric color number. Specify fabric color number. Specify fabric color number. Specify fabric color number. Specify fabric color number. Specify fabric color number. Specify fabric color number. Specify fabric color number. Specify fabric color number. Specify fabric color number. ► See <i>Surface Materials Reference Manual</i> .
<b>Trim</b> <ul style="list-style-type: none"> <li>Plastic</li> <li>Fabric to match lower surround</li> </ul>	No cost +\$270	Specify with <i>plastic trim</i> . Specify with <i>fabric trim</i> .
<b>Upholstery on trim</b> <ul style="list-style-type: none"> <li>Fabric price group 1</li> <li>Fabric price group 2</li> <li>Fabric price group 3</li> <li>Fabric price group 4</li> <li>Fabric price group 5</li> <li>Fabric price group 6</li> <li>Fabric price group 7</li> <li>Fabric price group 8</li> <li>Fabric price group 9</li> <li>Fabric price group 10</li> <li>Customer's Own Material (COM)</li> </ul>	No cost +\$ 18 +\$ 34 +\$ 47 +\$ 59 +\$ 74 +\$ 85 +\$106 +\$132 +\$149 No cost	Specify fabric color number. Specify fabric color number. Specify fabric color number. Specify fabric color number. Specify fabric color number. Specify fabric color number. Specify fabric color number. Specify fabric color number. Specify fabric color number. Specify fabric color number. Specify fabric color number.

► Options, continued on next page

## ► Options, continued from previous page

	Options	U.S. Price	Required to Specify
<b>Surface Materials, continued</b>	<b>Upholstery on seat</b>		
	• Fabric price group 1	No cost	Specify fabric color number.
	• Fabric price group 2	+\$ 28	Specify fabric color number.
	• Fabric price group 3	+\$ 50	Specify fabric color number.
	• Fabric price group 4	+\$ 71	Specify fabric color number.
	• Fabric price group 5	+\$ 90	Specify fabric color number.
	• Fabric price group 6	+\$111	Specify fabric color number.
	• Fabric price group 7	+\$128	Specify fabric color number.
	• Fabric price group 8	+\$161	Specify fabric color number.
	• Fabric price group 9	+\$198	Specify fabric color number.
	• Fabric price group 10	+\$223	Specify fabric color number.
	• Steelcase leather upholstery	+\$297	Specify leather color number.
	• Select Surfaces leather price group 1	+\$297	► See <i>Surface Materials Reference Manual</i> . Specify Elmosoft leather color number.
	• Elmosoft leather upholstery	+\$354	► See <i>Surface Materials Reference Manual</i> . Specify vinyl color number.
	• Select Surfaces leather price group 2	+\$354	► See <i>Surface Materials Reference Manual</i> . Specify leather color number.
	• Steelcase vinyl	+\$ 28	
	• Customer's Own Material (COM)	No cost	
	• Customer's Own Leather (COL)	+\$ 81	
	<b>Soil-retardant treatment</b>	+\$ 28	Specify with soil-retardant treatment.
<b>Personal Worksurface</b>	• Omit personal worksurface	–\$485	Specify with no worksurface.
<b>Power</b>	• Omit power	–\$296	Specify with no power.
	• Thread low profile plug	+\$ 28	Specify with Thread low profile plug.
	• One USB 2.0 outlet and one NEMA three-prong outlet	+\$100	Specify with USB and standard NEMA three-prong outlet.
<b>dash mini LED light</b>	• Paint price group 1	+\$453	Specify with light and indicate paint color number.
	• Paint price group 3	+\$484	Specify with light and indicate paint color number. ► See <i>Surface Materials Reference Manual</i> .
<b>Related Products</b>	• Footrest		► Page 348

Tip: The light option is only available if power has been specified.



## Specification Information

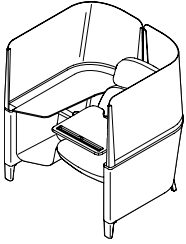
• Style Number	• U.S. Base Price
488WO	\$3204

**For Canadian Pricing**

Multiply U.S. Price by the Canadian price factor.

► See page 1 for details.

# Brody Privacy Lounge



Tip: Illustration above shows right-hand privacy lounge.

Tip: For more information regarding color schemes, see page 324.

Tip: Handedness is determined by the side surface location. If specified as right-hand the side surface and storage will be on the user's right (as seated).

Tip: The trim is the top edge of the lower surround. If fabric trim is selected, the upholstery will match the upholstery specified on the lower surround.

► Detailed dimensions, page 328



**For Canadian Pricing**  
Multiply U.S. Price by the Canadian price factor.  
► See page 1 for details.

Standard Includes	Required to Specify
<p>► Need help? Product details, page 322</p> <ul style="list-style-type: none"> <li>Lower surround: fabric price group 1</li> <li>Screens: 6559 Satin Ice acrylic</li> <li>Seat: fabric price group 1</li> <li>Side surface: laminate</li> <li>Personal worksurface: plastic defaulted by color scheme</li> <li>NEMA three prong power outlet: plastic defaulted by color scheme</li> <li>Caddy: paint defaulted by color scheme</li> </ul>	<ol style="list-style-type: none"> <li>Style number</li> <li>Color scheme (see below under Required Selections)</li> <li>Left- or right-hand configuration (see below under Required Selections)</li> <li>Fabric color number for upholstery on lower surround</li> <li>Fabric color number for upholstery on seat</li> <li>Laminate for side surface</li> <li>Options, if selected (see below)</li> </ol> <p>► See <i>Surface Materials</i>, page 638.</p>

Required Selections	U.S. Price	Required to Specify
<b>Color Scheme</b> <b>Privacy lounge</b> <ul style="list-style-type: none"> <li>Light</li> <li>Medium</li> <li>Dark</li> <li>Matte copper</li> <li>Matte brass</li> <li>Burnished bronze</li> <li>Night bronze</li> <li>Obsidian</li> </ul>	<ul style="list-style-type: none"> <li>No cost</li> <li>No cost</li> <li>No cost</li> <li>+\$315</li> <li>+\$315</li> <li>+\$315</li> <li>+\$315</li> <li>+\$315</li> </ul>	<p>Specify with <i>light color scheme</i>. Specify with <i>medium color scheme</i>. Specify with <i>dark color scheme</i>. Specify with <i>matte copper color scheme</i>. Specify with <i>matte brass color scheme</i>. Specify with <i>burnished bronze color scheme</i>. Specify with <i>night bronze color scheme</i>. Specify with <i>obsidian color scheme</i>.</p>
<b>Handedness</b> <ul style="list-style-type: none"> <li>Left</li> <li>Right</li> </ul>	<ul style="list-style-type: none"> <li>No cost</li> <li>No cost</li> </ul>	<p>Specify with <i>left-hand side surface and storage location</i>. Specify with <i>right-hand side surface and storage location</i>.</p>

Options	U.S. Price	Required to Specify
<b>Surface Materials</b> <b>Upholstery on lower surround</b> <ul style="list-style-type: none"> <li>Fabric price group 1</li> <li>Fabric price group 2</li> <li>Fabric price group 3</li> <li>Fabric price group 4</li> <li>Fabric price group 5</li> <li>Fabric price group 6</li> <li>Fabric price group 7</li> <li>Fabric price group 8</li> <li>Fabric price group 9</li> <li>Fabric price group 10</li> <li>Customer's Own Material (COM)</li> </ul>	<ul style="list-style-type: none"> <li>No cost</li> <li>+\$ 49</li> <li>+\$ 93</li> <li>+\$131</li> <li>+\$164</li> <li>+\$204</li> <li>+\$233</li> <li>+\$294</li> <li>+\$361</li> <li>+\$411</li> <li>No cost</li> </ul>	<p>Specify fabric color number. Specify fabric color number. Specify fabric color number. Specify fabric color number. Specify fabric color number. Specify fabric color number. Specify fabric color number. Specify fabric color number. Specify fabric color number. Specify fabric color number. Specify fabric color number. ► See <i>Surface Materials Reference Manual</i>.</p>
<b>Trim</b> <ul style="list-style-type: none"> <li>Plastic</li> <li>Fabric to match lower surround</li> </ul>	<ul style="list-style-type: none"> <li>No cost</li> <li>+\$270</li> </ul>	<p>Specify with <i>plastic trim</i>. Specify with <i>fabric trim</i>.</p>
<b>Upholstery on trim</b> <ul style="list-style-type: none"> <li>Fabric price group 1</li> <li>Fabric price group 2</li> <li>Fabric price group 3</li> <li>Fabric price group 4</li> <li>Fabric price group 5</li> <li>Fabric price group 6</li> <li>Fabric price group 7</li> <li>Fabric price group 8</li> <li>Fabric price group 9</li> <li>Fabric price group 10</li> <li>Customer's Own Material (COM)</li> </ul>	<ul style="list-style-type: none"> <li>No cost</li> <li>+\$ 18</li> <li>+\$ 34</li> <li>+\$ 47</li> <li>+\$ 59</li> <li>+\$ 74</li> <li>+\$ 85</li> <li>+\$106</li> <li>+\$132</li> <li>+\$149</li> <li>No cost</li> </ul>	<p>Specify fabric color number. Specify fabric color number. Specify fabric color number. Specify fabric color number. Specify fabric color number. Specify fabric color number. Specify fabric color number. Specify fabric color number. Specify fabric color number. Specify fabric color number. Specify fabric color number.</p>

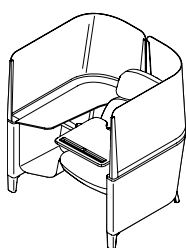
► Options, continued on next page

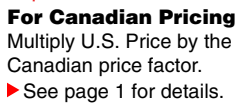
## ► Options, continued from previous page

	Options	U.S. Price	Required to Specify
<b>Surface Materials, continued</b>	<b>Upholstery on seat</b>		
	• Fabric price group 1	No cost	Specify fabric color number.
	• Fabric price group 2	+\$ 28	Specify fabric color number.
	• Fabric price group 3	+\$ 50	Specify fabric color number.
	• Fabric price group 4	+\$ 71	Specify fabric color number.
	• Fabric price group 5	+\$ 90	Specify fabric color number.
	• Fabric price group 6	+\$111	Specify fabric color number.
	• Fabric price group 7	+\$128	Specify fabric color number.
	• Fabric price group 8	+\$161	Specify fabric color number.
	• Fabric price group 9	+\$198	Specify fabric color number.
	• Fabric price group 10	+\$223	Specify fabric color number.
	• Steelcase leather upholstery	+\$297	Specify leather color number.
	• Select Surfaces leather price group 1	+\$297	► See <i>Surface Materials Reference Manual</i> . Specify Elmosoft leather color number.
	• Elmosoft leather upholstery	+\$354	► See <i>Surface Materials Reference Manual</i> . Specify vinyl color number.
	• Select Surfaces leather price group 2	+\$354	► See <i>Surface Materials Reference Manual</i> . Specify leather color number.
	• Steelcase vinyl	+\$ 28	
	• Customer's Own Material (COM)	No cost	
	• Customer's Own Leather (COL)	+\$ 81	
	<b>Soil-retardant treatment</b>	+\$ 28	Specify with soil-retardant treatment.
	<b>Screen type</b>		
	• Acrylic	No cost	Specify with 6559 Satin Ice acrylic.
	• Fabric – 1 screen	+\$215	Specify with fabric screen.
	• Fabric – 2 screens	+\$430	Specify with fabric screens.
<b>Omit Screen</b>	<b>Upholstery on screen</b>		
	• Fabric price group 1	No cost	Specify fabric color number.
	• Fabric price group 2	+\$ 32	Specify fabric color number.
	• Fabric price group 3	+\$ 59	Specify fabric color number.
	• Fabric price group 4	+\$ 83	Specify fabric color number.
	• Fabric price group 5	+\$104	Specify fabric color number.
	• Fabric price group 6	+\$130	Specify fabric color number.
	• Fabric price group 7	+\$148	Specify fabric color number.
	• Fabric price group 8	+\$187	Specify fabric color number.
	• Fabric price group 9	+\$231	Specify fabric color number.
	• Fabric price group 10	+\$261	Specify fabric color number.
	• Customer's Own Material (COM)	No cost	► See <i>Surface Materials Reference Manual</i> .
	• Omit right screen	–\$404	Specify with left screen location only.
<b>Personal Worksurface</b>	• Omit left screen	–\$404	Specify with right screen location only.
	• Omit personal worksurface	–\$485	Specify with no worksurface.
<b>Power</b>	• Omit power	–\$296	Specify with no power.
	• Thread low profile plug	+\$ 28	Specify with Thread low profile plug.
	• One USB 2.0 outlet and one NEMA three-prong outlet	+\$100	Specify with USB and standard NEMA three-prong outlet.
<b>dash mini LED light</b>	• Paint price group 1	+\$453	Specify with light and indicate paint color number.
	• Paint price group 3	+\$484	Specify with light and indicate paint color number.
			► See <i>Surface Materials Reference Manual</i> .
<b>Related Products</b>	• Footrest		► Page 348

## Specification Information

Style Number	U.S. Base Price
488WP	\$4119





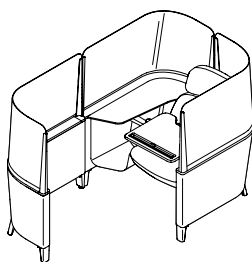
► **Options, continued on next page**

## ► Options, continued from previous page

	Options	U.S. Price	Required to Specify
<b>Surface Materials, continued</b>	<b>Upholstery on seat</b>		
	• Fabric price group 1	No cost	Specify fabric color number.
	• Fabric price group 2	+\$ 28	Specify fabric color number.
	• Fabric price group 3	+\$ 50	Specify fabric color number.
	• Fabric price group 4	+\$ 71	Specify fabric color number.
	• Fabric price group 5	+\$ 90	Specify fabric color number.
	• Fabric price group 6	+\$111	Specify fabric color number.
	• Fabric price group 7	+\$128	Specify fabric color number.
	• Fabric price group 8	+\$161	Specify fabric color number.
	• Fabric price group 9	+\$198	Specify fabric color number.
	• Fabric price group 10	+\$223	Specify fabric color number.
	• Steelcase leather upholstery	+\$297	Specify leather color number.
	• Select Surfaces leather price group 1	+\$297	► See <i>Surface Materials Reference Manual</i> . Specify Elmosoft leather color number.
	• Elmosoft leather upholstery	+\$354	► See <i>Surface Materials Reference Manual</i> . Specify vinyl color number.
	• Select Surfaces leather price group 2	+\$354	► See <i>Surface Materials Reference Manual</i> . Specify leather color number.
	• Steelcase vinyl	+\$ 28	
	• Customer's Own Material (COM)	No cost	
	• Customer's Own Leather (COL)	+\$ 81	
	<b>Soil-retardant treatment</b>	+\$ 28	Specify with soil-retardant treatment.
	<b>Screen type</b>		
	• Acrylic	No cost	Specify with 6559 Satin Ice acrylic.
	• Fabric – 2 screens	+\$430	Specify with fabric screens.
	• Fabric – 3 screens	+\$645	Specify with fabric screens.
<b>Omit Screen</b>	<b>Upholstery on screen</b>		
	• Fabric price group 1	No cost	Specify fabric color number.
	• Fabric price group 2	+\$ 32	Specify fabric color number.
	• Fabric price group 3	+\$ 59	Specify fabric color number.
	• Fabric price group 4	+\$ 83	Specify fabric color number.
	• Fabric price group 5	+\$104	Specify fabric color number.
	• Fabric price group 6	+\$130	Specify fabric color number.
	• Fabric price group 7	+\$148	Specify fabric color number.
	• Fabric price group 8	+\$187	Specify fabric color number.
	• Fabric price group 9	+\$231	Specify fabric color number.
	• Fabric price group 10	+\$261	Specify fabric color number.
	• Customer's Own Material (COM)	No cost	► See <i>Surface Materials Reference Manual</i> .
	• Omit right screen	–\$404	Specify with left screen location only.
	• Omit left screen	–\$404	Specify with right screen location only.
	<b>Personal Worksurface</b>	–\$485	Specify with no worksurface.
<b>Power</b>	• Omit power	–\$296	Specify with no power.
	• Thread low profile plug	+\$ 28	Specify with Thread low profile plug.
	• One USB 2.0 outlet and one NEMA three-prong outlet	+\$100	Specify with USB and standard NEMA three-prong outlet.
<b>dash mini LED light</b>	• Paint price group 1	+\$453	Specify with light and indicate paint color number.
	• Paint price group 3	+\$484	Specify with light and indicate paint color number.
<b>Related Products</b>			► See <i>Surface Materials Reference Manual</i> .
	• Footrest		► Page 348

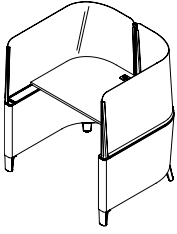
## Specification Information

Style Number	U.S. Base Price
488WE	\$5562





# Brody Privacy Desk



Tip: For more information regarding color schemes, see page 334.

For laminate price group 2 pricing, please refer to the electronic catalog or SmartTools.

Standard Includes	Required to Specify
<p>► Need help? Product details, page 332</p> <ul style="list-style-type: none"> <li>• Lower surround: fabric price group 1</li> <li>• Screens: 6559 Satin Ice acrylic</li> <li>• Worksurface: High-Pressure Laminate price group 1</li> <li>• Edge: plastic</li> <li>• NEMA three prong power outlet: paint</li> <li>• Wire management clips</li> </ul>	<ol style="list-style-type: none"> <li>1 Style number</li> <li>2 Color scheme (see below under Required Selections)</li> <li>3 Fabric color number for upholstery on lower surround</li> <li>4 High-Pressure Laminate color number for worksurface</li> <li>5 Plastic color number for worksurface edge</li> <li>6 Paint color number for power outlet</li> <li>7 Options, if selected (see below)</li> </ol> <p>► See <i>Surface Materials</i>, page 638.</p>

Required Selections	U.S. Price	Required to Specify
<b>Color Scheme</b> <ul style="list-style-type: none"> <li>• Light</li> <li>• Medium</li> <li>• Dark</li> <li>• Matte copper</li> <li>• Matte brass</li> <li>• Burnished bronze</li> <li>• Night bronze</li> <li>• Obsidian</li> </ul>	<ul style="list-style-type: none"> <li>No cost</li> <li>No cost</li> <li>No cost</li> <li>+\$315</li> <li>+\$315</li> <li>+\$315</li> <li>+\$315</li> <li>+\$315</li> </ul>	<p>Specify with <i>light color scheme</i>. Specify with <i>medium color scheme</i>. Specify with <i>dark color scheme</i>. Specify with <i>matte copper color scheme</i>. Specify with <i>matte brass color scheme</i>. Specify with <i>burnished bronze color scheme</i>. Specify with <i>night bronze color scheme</i>. Specify with <i>obsidian color scheme</i>.</p>

Options	U.S. Price	Required to Specify
<b>Surface Materials</b> <p><b>High-Pressure Laminate worksurface</b></p> <ul style="list-style-type: none"> <li>• High-Pressure Laminate price group 2</li> <li>• Open Line laminate</li> </ul> <p><b>Wood veneer worksurface</b></p> <ul style="list-style-type: none"> <li>• Wood group 1</li> <li>• Wood group 2</li> <li>• Wood group 3</li> <li>• Customiz stain</li> <li>• Full-fill finish on wood group 1</li> </ul> <p><b>Upholstery on lower surround</b></p> <ul style="list-style-type: none"> <li>• Fabric price group 1</li> <li>• Fabric price group 2</li> <li>• Fabric price group 3</li> <li>• Fabric price group 4</li> <li>• Fabric price group 5</li> <li>• Fabric price group 6</li> <li>• Fabric price group 7</li> <li>• Fabric price group 8</li> <li>• Fabric price group 9</li> <li>• Fabric price group 10</li> <li>• Customer's Own Material (COM)</li> </ul>	<p>See information at left</p> <p>+\$ 74 plus cost of laminate</p> <p>+\$750</p> <p>+\$800</p> <p>+\$926</p> <p>No cost</p> <p>+\$791</p> <p>No cost</p> <p>+\$ 49</p> <p>+\$ 93</p> <p>+\$131</p> <p>+\$164</p> <p>+\$204</p> <p>+\$233</p> <p>+\$294</p> <p>+\$361</p> <p>+\$411</p> <p>No cost</p>	<p>Specify laminate color number.</p> <p>► See <i>Surface Materials Reference Manual</i>.</p> <p>Specify wood color number. Specify wood color number. Specify wood color number. Specify with <i>Customiz stain</i>. ► See <i>Surface Materials Reference Manual</i>. Specify full-fill finish number.</p> <p>Specify fabric color number. Specify fabric color number. Specify fabric color number. Specify fabric color number. Specify fabric color number. Specify fabric color number. Specify fabric color number. Specify fabric color number. Specify fabric color number. Specify fabric color number. Specify fabric color number. ► See <i>Surface Materials Reference Manual</i>.</p>

► Options, continued on next page



**For Canadian Pricing**  
Multiply U.S. Price by the Canadian price factor.  
► See page 1 for details.



## ► Options, continued from previous page

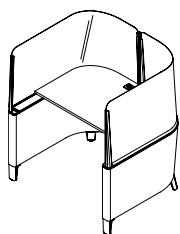
	Options	U.S. Price	Required to Specify
<b>Surface Materials, continued</b>	<b>Trim</b>		
	• Plastic	No cost	Specify <i>with plastic trim</i> .
	• Fabric to match lower surround	+\$270	Specify <i>with fabric trim</i> .
	<b>Upholstery on trim</b>		
	• Fabric price group 1	No cost	Specify fabric color number.
	• Fabric price group 2	+\$ 18	Specify fabric color number.
	• Fabric price group 3	+\$ 34	Specify fabric color number.
	• Fabric price group 4	+\$ 47	Specify fabric color number.
	• Fabric price group 5	+\$ 59	Specify fabric color number.
	• Fabric price group 6	+\$ 74	Specify fabric color number.
	• Fabric price group 7	+\$ 85	Specify fabric color number.
	• Fabric price group 8	+\$106	Specify fabric color number.
	• Fabric price group 9	+\$132	Specify fabric color number.
	• Fabric price group 10	+\$149	Specify fabric color number.
	• Customer's Own Material (COM)	No cost	► See <i>Surface Materials Reference Manual</i> .
	<b>Screen type</b>		
	• Acrylic	No cost	Specify <i>with 6559 Satin Ice acrylic</i> .
	• Fabric	+\$430	Specify <i>with fabric screens</i> .
	<b>Upholstery on screen</b>		
	• Fabric price group 1	No cost	Specify fabric color number.
	• Fabric price group 2	+\$ 32	Specify fabric color number.
	• Fabric price group 3	+\$ 59	Specify fabric color number.
	• Fabric price group 4	+\$ 83	Specify fabric color number.
	• Fabric price group 5	+\$104	Specify fabric color number.
	• Fabric price group 6	+\$130	Specify fabric color number.
	• Fabric price group 7	+\$148	Specify fabric color number.
	• Fabric price group 8	+\$187	Specify fabric color number.
	• Fabric price group 9	+\$231	Specify fabric color number.
	• Fabric price group 10	+\$261	Specify fabric color number.
	• Customer's Own Material (COM)	No cost	► See <i>Surface Materials Reference Manual</i> .
<b>Power</b>	• Omit power	–\$296	Specify <i>with no power</i> .
	• Thread low profile plug	+\$ 28	Specify <i>with Thread low profile plug</i> and indicate paint color number.
	• One USB 2.0 outlet and one NEMA three-prong outlet	+\$100	Specify <i>with USB and standard NEMA three-prong outlet</i> and indicate paint color number.
<b>dash mini LED light</b>	• Paint price group 1	+\$453	Specify <i>with light</i> and indicate paint color number.
	• Paint price group 3	+\$484	Specify <i>with light</i> and indicate paint color number.
			► See <i>Surface Materials Reference Manual</i> .
<b>Related Products</b>	• Steelcase Series 1 chairs • QiVi chairs • Cobi chairs		► Page 94 ► Page 280 ► Page 290

Tip: The trim is the top edge of the lower surround. If fabric trim is selected, the upholstery will match the upholstery specified on the lower surround.

Tip: Buzz2 is the only Steelcase verical upholstery group available on fabric screens.

Tip: COM selections are strictly limited, please reference the COM page at [www.steelcase.com](http://www.steelcase.com) to make your selections.

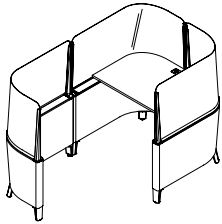
Tip: The light option is only available if power has been specified.



## Specification Information

Style Number	U.S. Base Price
488BD	\$3706

# Brody Privacy Desk with Extension



Tip: Illustration above shows privacy desk with extension, enter right.

Tip: For more information regarding color schemes, see page 334.

Tip: Extension opening is determined by where the user enters Brody desk unit.

For laminate price group 2 pricing, please refer to the electronic catalog or SmartTools.

Standard Includes		Required to Specify	
► Need help? Product details, page 332	• Lower surround: fabric price group 1	1 Style number	
	• Screens: 6559 Satin Ice acrylic	2 Color scheme (see below under Required Selections)	
	• Worksurface: High-Pressure Laminate price group 1	3 Extension opening (see below under Required Selections)	
	• Edge: plastic	4 Fabric color number for upholstery on lower surround	
	• NEMA three prong power outlet: paint	5 High-Pressure Laminate color number for worksurface	
	• Wire management clips	6 Plastic color number for worksurface edge	
		7 Paint color number for power outlet	
		8 Options, if selected (see below)	
		► See <i>Surface Materials</i> , page 638.	

Color Scheme	Required Selections	U.S. Price	Required to Specify
	• Light	No cost	Specify with light color scheme.
	• Medium	No cost	Specify with medium color scheme.
	• Dark	No cost	Specify with dark color scheme.
	• Matte copper	+\$315	Specify with matte copper color scheme.
	• Matte brass	+\$315	Specify with matte brass color scheme.
	• Burnished bronze	+\$315	Specify with burnished bronze color scheme.
	• Night bronze	+\$315	Specify with night bronze color scheme.
	• Obsidian	+\$315	Specify with obsidian color scheme.
Extension Opening	Required Selections	U.S. Price	Required to Specify
	• Enter left	No cost	Specify with enter left.
	• Enter right	No cost	Specify with enter right.

Surface Materials	Options	U.S. Price	Required to Specify
	<b>High-Pressure Laminate worksurface</b>		
	• High-Pressure Laminate price group 2	See information at left	Specify laminate color number.
	• Open Line laminate	+\$ 74 plus cost of laminate	► See <i>Surface Materials Reference Manual</i> .
	<b>Wood veneer worksurface</b>		
	• Wood group 1	+\$750	Specify wood color number.
	• Wood group 2	+\$800	Specify wood color number.
	• Wood group 3	+\$926	Specify wood color number.
	• Customiz stain	No cost	Specify with Customiz stain.
			► See <i>Surface Materials Reference Manual</i> .
	• Full-fill finish on wood group 1	+\$791	Specify full-fill finish number.
	<b>Upholstery on lower surround</b>		
	• Fabric price group 1	No cost	Specify fabric color number.
	• Fabric price group 2	+\$ 81	Specify fabric color number.
	• Fabric price group 3	+\$152	Specify fabric color number.
	• Fabric price group 4	+\$213	Specify fabric color number.
	• Fabric price group 5	+\$268	Specify fabric color number.
	• Fabric price group 6	+\$334	Specify fabric color number.
	• Fabric price group 7	+\$381	Specify fabric color number.
	• Fabric price group 8	+\$481	Specify fabric color number.
	• Fabric price group 9	+\$592	Specify fabric color number.
	• Fabric price group 10	+\$672	Specify fabric color number.
	• Customer's Own Material (COM)	No cost	► See <i>Surface Materials Reference Manual</i> .

► Options, continued on next page



## For Canadian Pricing

Multiply U.S. Price by the Canadian price factor.

► See page 1 for details.

## ► Options, continued from previous page

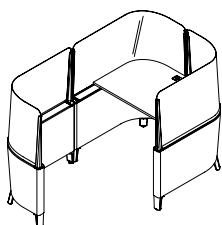
Options		U.S. Price	Required to Specify
<b>Surface Materials, continued</b>	<b>Trim</b>		
	<ul style="list-style-type: none"> <li>• Plastic</li> <li>• Fabric to match lower surround</li> </ul>	No cost +\$405	Specify <i>with plastic trim</i> . Specify <i>with fabric trim</i> .
	<b>Upholstery on trim</b>		
	<ul style="list-style-type: none"> <li>• Fabric price group 1</li> <li>• Fabric price group 2</li> <li>• Fabric price group 3</li> <li>• Fabric price group 4</li> <li>• Fabric price group 5</li> <li>• Fabric price group 6</li> <li>• Fabric price group 7</li> <li>• Fabric price group 8</li> <li>• Fabric price group 9</li> <li>• Fabric price group 10</li> <li>• Customer's Own Material (COM)</li> </ul>	No cost +\$ 29 +\$ 50 +\$ 71 +\$ 90 +\$112 +\$129 +\$161 +\$198 +\$224 No cost	Specify fabric color number. Specify fabric color number. Specify fabric color number. Specify fabric color number. Specify fabric color number. Specify fabric color number. Specify fabric color number. Specify fabric color number. Specify fabric color number. Specify fabric color number. Specify fabric color number. ► See <i>Surface Materials Reference Manual</i> .
	<b>Screen type</b>		
	<ul style="list-style-type: none"> <li>• Acrylic</li> <li>• Fabric</li> </ul>	No cost +\$645	Specify <i>with 6559 Satin Ice acrylic</i> . Specify <i>with fabric screens</i> .
	<b>Upholstery on screen</b>		
	<ul style="list-style-type: none"> <li>• Fabric price group 1</li> <li>• Fabric price group 2</li> <li>• Fabric price group 3</li> <li>• Fabric price group 4</li> <li>• Fabric price group 5</li> <li>• Fabric price group 6</li> <li>• Fabric price group 7</li> <li>• Fabric price group 8</li> <li>• Fabric price group 9</li> <li>• Fabric price group 10</li> <li>• Customer's Own Material (COM)</li> </ul>	No cost +\$ 32 +\$ 59 +\$ 83 +\$104 +\$130 +\$148 +\$187 +\$231 +\$261 No cost	Specify fabric color number. Specify fabric color number. Specify fabric color number. Specify fabric color number. Specify fabric color number. Specify fabric color number. Specify fabric color number. Specify fabric color number. Specify fabric color number. Specify fabric color number. Specify fabric color number. ► See <i>Surface Materials Reference Manual</i> .
<b>Power</b>	<ul style="list-style-type: none"> <li>• Omit power</li> <li>• Thread low profile plug</li> </ul>	–\$296 +\$ 28	Specify <i>with no power</i> . Specify <i>with Thread low profile plug</i> and indicate paint color number.
	<ul style="list-style-type: none"> <li>• One USB 2.0 outlet and one NEMA three-prong outlet</li> </ul>	+\$100	Specify <i>with USB and standard NEMA three-prong outlet</i> and indicate paint color number.
<b>dash mini LED light</b>	<ul style="list-style-type: none"> <li>• Paint price group 1</li> </ul>	+\$453	Specify <i>with light</i> and indicate paint color number.
	<ul style="list-style-type: none"> <li>• Paint price group 3</li> </ul>	+\$484	Specify <i>with light</i> and indicate paint color number. ► See <i>Surface Materials Reference Manual</i> .
<b>Related Products</b>	<ul style="list-style-type: none"> <li>• Steelcase Series 1 chairs</li> <li>• QiVi chairs</li> <li>• Cobi chairs</li> </ul>		► Page 94 ► Page 280 ► Page 290

Tip: The trim is the top edge of the lower surround. If fabric trim is selected, the upholstery will match the upholstery specified on the lower surround.

Tip: Buzz2 is the only Steelcase verical upholstery group available on fabric screens.

Tip: COM selections are strictly limited, please reference the COM page at [www.steelcase.com](http://www.steelcase.com) to make your selections.

Tip: The light option is only available if power has been specified.



## Specification Information

Style Number	U.S. Base Price
488BDE	\$5149

# Brody Footrest



Standard Includes	Required to Specify
<ul style="list-style-type: none"> <li>▶ Need help? Product details, page 322</li> <li>• Lower footrest: plastic</li> <li>• Upper footrest: fabric price group 1</li> </ul>	<ol style="list-style-type: none"> <li>1 Style number</li> <li>2 Fabric color number for upper footrest</li> <li>3 Plastic color number for lower footrest: 6053 Seagull 6059 Sterling Dark</li> <li>4 Options, if selected (see below)</li> </ol> <p>▶ See <i>Surface Materials</i>, page 638.</p>

	Options	U.S. Price	Required to Specify
<b>Surface Materials</b>	<b>Upholstery on upper footrest</b>		
	• Fabric price group 1	No cost	Specify fabric color number.
	• Fabric price group 2	+\$ 18	Specify fabric color number.
	• Fabric price group 3	+\$ 34	Specify fabric color number.
	• Fabric price group 4	+\$ 47	Specify fabric color number.
	• Fabric price group 5	+\$ 59	Specify fabric color number.
	• Fabric price group 6	+\$ 74	Specify fabric color number.
	• Fabric price group 7	+\$ 85	Specify fabric color number.
	• Fabric price group 8	+\$106	Specify fabric color number.
	• Fabric price group 9	+\$132	Specify fabric color number.
	• Fabric price group 10	+\$149	Specify fabric color number.
	• Steelcase leather upholstery	+\$199	Specify leather color number.
	• Select Surfaces leather price group 1	+\$199	▶ See <i>Surface Materials Reference Manual</i> . Specify Elmosoft leather color number.
	• Elmosoft leather upholstery	+\$236	▶ See <i>Surface Materials Reference Manual</i> . Specify vinyl color number.
	• Select Surfaces leather price group 2	+\$236	▶ See <i>Surface Materials Reference Manual</i> . Specify leather color number.
	• Steelcase vinyl	+\$ 18	
	• Customer's Own Material (COM)	No cost	
	• Customer's Own Leather (COL)	+\$ 39	
	<b>Soil-retardant treatment</b>	+\$ 28	Specify with soil-retardant treatment.
	<b>Plastic on upper footrest</b>		
	• Plastic	+\$ 70	Specify with 6527 Merle.
<b>Related Products</b>	• Brody		▶ Pages 338–342

## Specification Information

Style Number	U.S. Base Price
488FR	\$326



### For Canadian Pricing

Multiply U.S. Price by the Canadian price factor.

▶ See page 1 for details.