



IM#: 17-0088193

Universal Laminate
storage solutions

Steelcase



It's Universal

Our most extensive storage offering augments the work process of people in all spaces and places. Universal storage gives you everything you need so there's nothing to miss. Easy integration with a full range of products in diverse applications. Convenient access to files and belongings. A prime spot for spontaneous collaboration and quick chats. An impressive modular storage solution for now, and next.



A SIMPLE FOOTPRINT

Universal and the light-scale space division of Answer fence deliver convenience with easy reconfiguration in a variety of applications.



A WELL-DEFINED WORKPLACE

Universal overheads and credenzas enhance the robust space division of Answer panel, offering the greatest range of storage and privacy with power and data support – great for enclosed workspaces and open plans.



QUICK COLLABORATION

Hard working solutions from Steelcase offer diverse storage made to integrate with FrameOne and Ology height-adjustable benching applications without sacrificing comfortable, convenient, collaborative space.



USER-CENTERED PRIVATE OFFICES

Supporting, enriching and stimulating individuals' various work modes and tasks in a private setting where helpful storage keeps leaders organized throughout the day.

Expanding What Storage Can Do

The breadth of features makes Universal storage a clear choice for any work environment. From private offices and communal spaces to resident benches or remote worker stations – Universal storage makes planning a breeze, and its intentional design results in a refined storage solution.



INTEGRATED HEIGHT ADJUSTABILITY

Universal's 1-high and 1.5-high laterals and credenzas allow for full integration of height-adjustable desking, supporting activity and movement throughout the day.



MAKE THE MOST OF REAL ESTATE

A slim-hinged pedestal helps create smaller footprints and optimized spaces.



COMMUNAL STORAGE

Shared team storage such as lateral files, bookcases and wardrobe lockers support the collective, collaborative needs of teams.



STORAGE FOR ONE OR TWO

For individual and shared workspaces, mid-storage (shown on Answer beam) maximizes the spaces while reducing cost.



POWER ACCESS

A flipper door and recessed back on Universal storage provides power and data access via Answer panel, beam or fence.



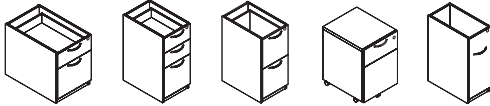
SOPHISTICATED AESTHETIC

Drawer and door fronts to the floor maintain a seamless design aesthetic.

STATEMENT OF LINE

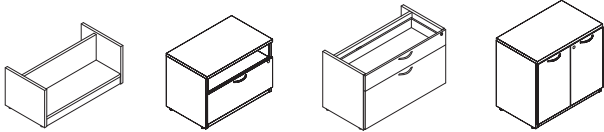
PEDESTAL

Widths: 10", 12" and 15"
Depths: 18", 24" and 30"
Box/file, box/box/file, file/file, mobile and skinny door configurations



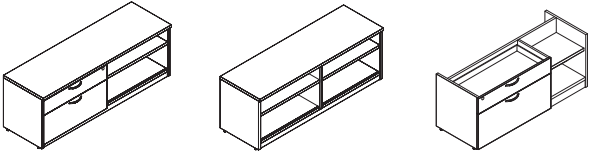
LOW STORAGE

Widths: 30", 36" and 42"
Depths: 18" and 24"
Open, open/file, box/file, file/file and door configurations
1-high and 1.5-high units for Ology leg integration
Recess back option to allow access to power outlets



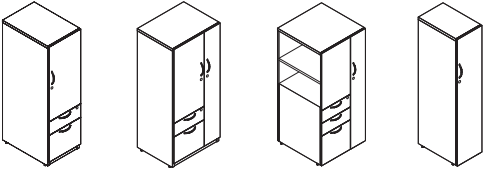
CREDENZAS

Widths: 42", 48", 60" and 72"
Depths: 18"
Fully open or combination drawer and open
Open units for Ology leg integration
Recessed back option is available to allow access to power outlets



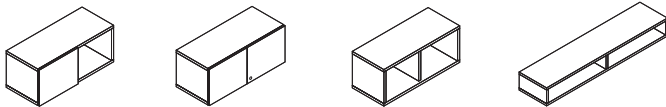
TOWERS AND WARDROBES

Widths: 12", 16" and 24"
Heights: 42", 48", 54" and 66"
Depths: 18" and 24"
Doors: single, double and side access with wardrobe



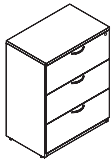
OVERHEADS AND ORGANIZERS

Widths: 36", 42", 48", 54", 60", 66" and 72"
Depth: 15"
Height: Overheads 15", Organizers 8 5/8"
Open, sliding or hinge doors
Personal and shared configurations and multiple mounting options



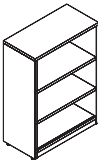
LATERALS

Widths: 30" and 36"
Depths: 18" and 24"
Heights: 28", 40" and 52"



BOOKCASES

Widths: 30" or 36"
Depth: 15"
Heights: 42", 48", 54", 66" and 72"



PULLS

Contemporary Pull (at left)
Jazz Pull (at center)
Ledge Pull (at right)



SURFACE MATERIALS

2L30 Arctic White	2LAK Clear Oak	2LAN Ash Noce
2L83 Seagull	2LAT Acacia	2LBN Bisque Noce
2L84 Milk	24L0 Graphite Walnut	2LCN Clay Noce
247L Black Version 2	25L5 Virginia Walnut	2LSN Storm Noce
2L09 Clear Maple	25L8 Clear Walnut	2LAW Ash Wenge
25L1 Winter on Maple	264L Chocolate Walnut	2LBN Bisque Wenge
262L Marbled Maple	26L1 Natural Cherry Version 2	2LCN Clay Wenge
246L Mahogany	267L Marbled Cherry Version 2	2LSN Storm Wenge
25L6 Blackood		

Colors are representative and may vary slightly from actual material.
For further options visit us online.

SUSTAINABILITY

PEOPLE. PLANET. PROFIT.

By rethinking our business systems and designing our products to avoid negative impacts on humans and the environment, we contribute to a sustainable future for the planet and its people.

We commit to advance our practices through continuous learning and building partnerships with our customers, business partners and environmental thought leaders to optimize our performance and contribute to the science and practice of sustainability.

TO FIND OUT MORE VISIT
WWW.STEELCASE.COM/SUSTAINABILITY



SCS Indoor Advantage™ Gold certified for indoor air quality in North America



Level® 2 certified to ANSI/BIFMA e3

Steelcase®

Call 800.333.9939 or visit [Steelcase.com](https://www.steelcase.com)



facebook.com/Steelcase

twitter.com/Steelcase

youtube.com/SteelcaseTV

Item #18-0005569 6/18 ©2018 Steelcase Inc. All rights reserved. All specifications subject to change without notice.
Trademarks used herein are the property of Steelcase Inc. or of their respective owners. Printed in U.S.A. FSC certified.