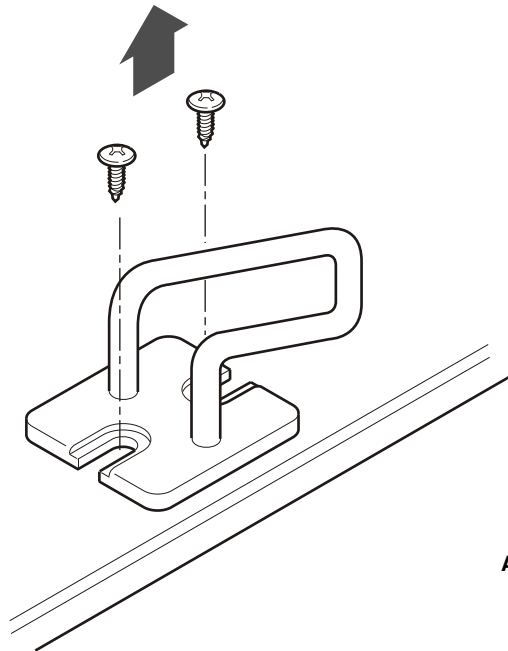

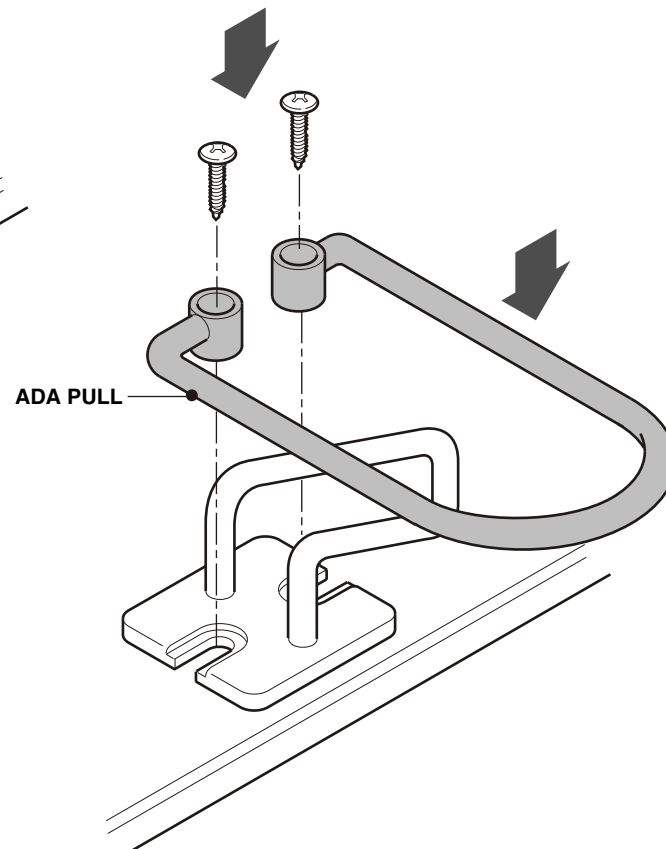


Universal Curved Front Bin Door with ADA Pull

1 Remove existing screws first.



2 Add pull and attach using two (2) longer screws.



If you have a problem, question, or request, call your local dealer, or Steelcase Line 1 at **888.STEELCASE** (888.783.3522) for immediate action by people who want to help you.

(Outside the U.S.A., Canada, Mexico, Puerto Rico, and the U.S. Virgin Islands, call: 1.616.247.2500)

Or visit our website: www.steelcase.com

© 2002 Steelcase Inc.
Grand Rapids, MI 49501
U.S.A.

Printed in U.S.A.