



IM#: 15-0013399

Hawthorne™
Outlook™ family of seating

Steelcase
HEALTH



IM#: 15-0013400 1' SM. OUTLOOK HAWTHORNE TWO-SEAT CHAIR WITH CENTER ARM AND 30"W BARIATRIC CHAIR (DESIGNTEX ALCHEMY MUSHROOM, ALMOND CHERRY); OUTLOOK FREESTANDING SQUARE TABLE WITH WOOD EDGE AND CURVED LEGS (ALMOND CHERRY)

Traditional Style

Gracious curves and craftsmanship, combined with the warmth of solid maple construction make Outlook Hawthorne™ a perfect choice for healthcare settings where traditional style is appreciated. Distinctive rounded arms are easy to grip while entering or exiting the chair.

Hawthorne provides attractive, comfortable seating in waiting areas and in the patient room. This extensive collection includes single, two-seat, three-seat, bariatric, easy access and high-back models. A glider option is available for stand-alone arm chairs.

INSIGHT

Patient and guest seating must work hard to serve many people with differing needs. Aesthetics also count. Spaces with a sense of warmth and welcome can help put patients and families at ease.



IM#: 15-0013034



IM#: 15-0013401

Made for Healthcare

Hawthorne is designed to withstand nonstop use in demanding healthcare spaces. Steel construction and webbed seat suspension provide comfort and durability. Cleaning is simplified through choice of surface materials as well as generous clean-out spaces between seats and backs.

Coordinating Tables

Freestanding tables with curved legs complement Hawthorne seating and make room for work or personal belongings.

STATEMENT OF LINE

SEATING



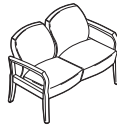
Single-seat

Overall depth	27"
Overall width	24 7/8"
Overall height	32"
Seat depth	18 1/2"
Seat width	20 1/4"/24"
Seat height	18"
Arm height	26"



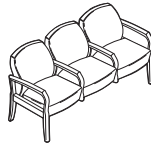
Two-seat
with center arm

Overall depth	27"
Overall width	45 3/4"
Overall height	32"
Seat depth	18 1/2"
Seat width	20 1/4"
Seat height	18"
Arm height	26"



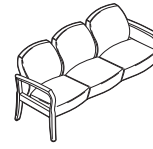
Two-seat
without center arm

Overall depth	27"
Overall width	44"
Overall height	32"
Seat depth	18 1/2"
Seat width	40 1/2"
Seat height	18"
Arm height	26"



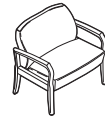
Three-seat
with center arms

Overall depth	27"
Overall width	67 3/4"
Overall height	32"
Seat depth	18 1/2"
Seat width	20 1/4"
Seat height	18"
Arm height	26"



Three-seat
without center arms

Overall depth	27"
Overall width	64 1/4"
Overall height	32"
Seat depth	18 1/2"
Seat width	60 3/4"
Seat height	18"
Arm height	26"



Bariatric

Overall depth	27"
Overall width	34"/44"
Overall height	32"
Seat depth	18 1/2"
Seat width	30"/40 1/2"
Seat height	18"
Arm height	26"

SEATING (CONTINUED)



Easy access

Overall depth	27"
Overall width	24"
Overall height	38"
Seat depth	18 1/2"
Seat width	20 1/4"
Seat height	24"
Arm height	32"



High-back

Overall depth	30"
Overall width	24"
Overall height	45 3/4"
Seat depth	18 1/2"
Seat width	20 1/4"
Seat height	18"
Arm height	26"



Bariatric high-back

Overall depth	30"
Overall width	34"
Overall height	45 3/4"
Seat depth	18 1/2"
Seat width	30"
Seat height	18"
Arm height	26"

TABLES (CURVED LEGS)



Square

Overall dimensions	26"D x 26"W x 21"H
--------------------	--------------------



Rectangular

Overall dimensions	20"D x 24"W x 21"H 18"D x 48"W x 16"H
--------------------	------------------------------------------



Drum

Overall dimensions	18"W x 18"H 24"W x 18"H
--------------------	----------------------------

Additional back heights are available as an option on standard chairs and multi-seat units. High-back chair available with flared, tapered or straight back.

The Outlook family of seating includes five unique frame styles for waiting areas and patient rooms. Visit Steelcase.com to explore them all.

SURFACE MATERIALS

WOOD/LAMINATE

	Clear Maple		Medium Cherry
	Blonde on Maple		Dark Rum Cherry
	Almond Cherry		Shiraz Cherry
	Clear Cherry		Clear Walnut
	Graphite Walnut		Natural Walnut

Colors are representative and may vary slightly from actual material.

For more information on these and other finishes, fabrics and options, visit us online to view our surface materials tools and *Specification Guide*.

SUSTAINABILITY



Outlook Hawthorne is made with up to 13% recycled content, is designed to withstand the demands of healthcare cleaning protocols and is up to 55% recyclable at the end of its long lifespan. It may contribute to LEED certification for recycled content, regional materials, indoor environmental air quality, furniture and medical furnishings, and sustainable purchasing.

To find out more, visit www.Steelcase.com/sustainability.

Steelcase®

HEALTH

Call 800.333.9939 or visit SteelcaseHealth.com



facebook.com/SteelcaseHealth



twitter.com/SteelcaseHealth



youtube.com/SteelcaseTV