



QuickShip+

A Complete Collection of Innovative LED Luminaires

14 calendar days or less

axis



Same high quality.
Same superior performance.
Same excellent service.

Why the + in QuickShip+?


The new Axis Lighting QuickShip+ program was created to offer a broader range of products so you can deliver projects on time and with the confidence that quality is never compromised.

- + high quality aluminum linear products
- + more features and specification options to choose from
- + built to order LED luminaires that deliver excellence in lighting


14 calendar days or less

Luminaire Guide


Recessed



Sculpt 1.5"



Beam 4 LED



Beam 6 LED



Dia LED 1x4



Dia LED 2x2



Dia LED 2x4



Aura 1x4




Aura 2x2

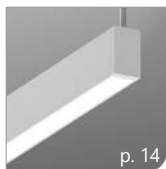


Aura 2x4

Pendant



Sculpt 1.5"
Direct / Indirect



Sculpt 1.5"
Direct



Slim SurroundLite
Direct



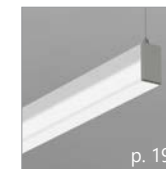
Slim SurroundLite
Semi-Direct




Slim SurroundLite
Semi-Indirect



Twig SurroundLite
Semi-Indirect



Mini Box LED



LT SurroundLite



Beam 4 LED



Beam 6 LED

Surface



Mini Box LED



Beam 4 LED



Beam 6 LED

Please consult axislighting.com for the most up-to-date QuickShip+ offering.



Terms and Conditions

- QuickShip+ is only available for the products described in the most current Axis QuickShip+ brochure. Lead times are **14-calendar-days or less** and are calculated from the date of an approved purchase order to the ship date.
- One cannot mix QuickShip+ and regular order lines on the same PO. If an order is received with both standard and QuickShip+ line items we will ask for separate POs resulting in possible delays.
- QuickShip+ orders are a maximum of 10 lines and each line must be a unique SKU and cannot exceed the maximum order size indicated in the current QuickShip+ brochure.
- Please refer to the specification sheets for further details about each product. Note that only options listed in this document are available as QuickShip+.
- All orders received after 3pm EST (12pm PST), on weekends and on holidays, will be processed the next business day. Orders can only be revised or cancelled 24 hours after reception of the original PO. Order changes of any kind will create a new start date for the QuickShip+ order.
- Shop drawings will be issued 24 hours after receipt of the QuickShip+ PO, for record purposes only (no approvals required).
- Standard shipping terms will apply. Free shipping on all orders above \$5,000.
- Pricing will be based on your most current Axis QuickShip+ price list.
- Credit on all QuickShip+ orders must be pre-approved.

Order Checklist

- Indicate purchase order as QuickShip+ and have only QuickShip+ items on it.
- Enter complete and correct part numbers based on items listed in the current QuickShip+ brochure.
- Send your QuickShip+ orders to the following email address: quickship@axislighting.com



When all you need is a trace of light, **Sculpt** offers a 1.5" wide linear luminaire that departs from traditional linear footprints. Sculpt delivers the same quality of light and efficiency as larger profile products but in a clean, new, low profile look. Select from our range of lower lumen packages below to ensure balanced luminance and overall visual comfort.



Maximum Order Size - 400 Feet

14 calendar days or less

Ordering Guide


PRODUCT ID	NOM. LUMENS/FT	CRI	COLOR TEMP.	SHIELDING	LINEAR LENGTH	FINISH	VOLTAGE
SCR Sculpt Recessed	300 300 lm/ft 400 400 lm/ft 500 500 lm/ft	80 80 CRI	30 3000 K 35 3500 K	FL flush	2 2' 4 4' 8 8' 12 12' S# system run ⁽¹⁾	W white	120 120 V 277 277 V 347 347 V UNV universal ⁽²⁾
Please consult factory for other lumen packages				All lens options use spotless lens	(1) In 4' increments only		(2) D dimming (0-10V) 5% standard

DRIVER	CIRCUITS	MOUNTING		BATTERY (OPTIONAL)	OTHER
DP dimming (0-10V) 1% D dimming (0-10V) 5% 347V standard ⁽³⁾ LT Lutron ⁽⁴⁾	1 1 circuit	MFTB9 MiniFlange t-bar 9/16" MFTB15 MiniFlange t-bar 15/16" MFST MiniFlange screw slot t-bar MFTG9 MiniFlange 9/16" t-tegular MFTG15 MiniFlange 15/16" t-tegular TB9 t-bar 9/16" TB15 t-bar 15/16"	ST screw slot t-bar TG9 tegular 9/16" TG15 tegular 15/16" DF drywall flange DS drywall spackle flange	B# battery pack	F fuse ⁽⁵⁾ FW(#) flex whip (6' std) CP Chicago plenum
(3) For 347V only (4) Hi-Lume A Series L3D				Not available in 2' Please consult factory	(5) Requires 120V or 277V





Beam 4 LED: for a clean, uniform, continuous end-to-end luminous effect from a best-selling recessed linear luminaire that naturally compliments any architectural design with minimal intrusion. Great for shallow ceiling spaces and available with multiple lengths and lumen packages to provide the right amount of light for the allowed wattage.



Flush lens shown



*Check the latest update on the DLC website for complete information. Not all versions may be DLC qualified.



cULus Listed
Type I.C.



Maximum Order Size - 400 Feet

14 calendar days or less

Ordering Guide

PRODUCT ID		NOM. LUMENS/FT		CRI		COLOR TEMP.		SHIELDING		LENGTH	
BBRLED	BEAM 4 Recessed LED	400	400 lm/ft	80	80 CRI	30	3000 K	FL	flush	4	4'
		500	500 lm/ft			35	3500 K			6	6'
		750	750 lm/ft							8	8'
		1000	1000 lm/ft							12	12'
										S#	system run ⁽¹⁾
								All lens options use spotless lens		(1) In 4' increments only	

FINISH		VOLTAGE		DRIVER		CIRCUITS		MOUNTING		BATTERY (OPTIONAL)		OTHER (OPTIONAL)	
W	white	120	120 V	DP	dimming (0-10V) 1%	1	1 circuit	TB9	t-bar 9/16"	B#	battery pack 4' sections	EF	end feed
		277	277 V	D	dimming (0-10V) 5% 347V standard ⁽³⁾			TB15	t-bar 15/16"			FW(#)	flex whip (6' std)
		347	347 V ⁽²⁾	LT	Lutron ⁽⁴⁾			ST	screw slot t-bar			CP	Chicago plenum
		UNV	universal	TG9	tegular 9/16"			HD	hold down clip				
				TG15	tegular 15/16"			F	fuse ⁽⁴⁾				
		(2) D dimming (0-10V) 5% standard		(3) For 347V only (4) Hi-Lume A Series L3D						Please consult factory		(4) Requires 120V or 277V	




❶ Refer to specification sheets for complete details. Note that only options shown above qualify for QuickShip+.

Product design and development is an ongoing process at Axis Lighting. We reserve the right to change specifications. Contact Axis for the latest product information.

December 2017



Beam 6 LED: for a clean, uniform, continuous end-to-end luminous effect from a best-selling recessed linear luminaire that naturally compliments any architectural design with minimal intrusion. Great for shallow ceiling spaces and available with multiple lengths and lumen packages to provide the right amount of light for the allowed wattage.



Flush lens shown



*Check the latest update on the DLC website for complete information. Not all versions may be DLC qualified.

IC
cULus Listed
Type I.C.



Maximum Order Size - 200 Feet

14 calendar days or less

Ordering Guide

PRODUCT ID		NOM. LUMENS/FT		CRI		COLOR TEMP.		SHIELDING		LENGTH	
B6RLED	BEAM 6 Recessed LED	400	400 lm/ft	80	80 CRI	30	3000 K	FL	flush	4	4'
		500	500 lm/ft			35	3500 K			6	6'
		750	750 lm/ft							8	8'
		1000	1000 lm/ft							12	12'
										S#	system run ⁽¹⁾
								Use spotless lens		(1) In 4' increments only	

FINISH	VOLTAGE	DRIVER	CIRCUITS	MOUNTING	BATTERY (OPTIONAL)	OTHER (OPTIONAL)
W white	120 120 V 277 277 V 347 347 V ⁽²⁾ UNV universal	DP dimming (0-10V) 1% D dimming (0-10V) 5% 347V standard ⁽³⁾ LT Lutron ⁽⁴⁾	1 1 circuit	TB9 t-bar 9/16" TB15 t-bar 15/16" ST screw slot t-bar TG9 tegular 9/16" TG15 tegular 15/16" DF drywall flange DS drywall spackle flange	B# battery pack 4' sections	EF end feed FW(#) flex whip (6' std) CP Chicago plenum HD hold down clip F fuse ⁽⁵⁾
		(2) D dimming (0-10V) 5% standard (3) For 347V only (4) Hi-Lume A Series L3D			Please consult factory	(5) Requires 120V or 277V





DIA LED troffers are high performance recessed luminaires that deliver soft ambient light via a patented VL Optic™. Light is transmitted through a luminous lens without harsh contrast. The precision center refractor and translucent side panels offer a balanced aesthetic. Best used when high efficiency and visual comfort are key.



*Check the latest update on the DLC website for complete information. Not all versions may be DLC qualified.

IC
cULus Listed
Type I.C.



Maximum Order Size - 200 units

14 calendar days or less

Ordering Guide

PRODUCT ID		SIZE		NOMINAL LUMENS		CRI		COLOUR TEMP.		SHIELDING		FINISH	
DIALED	Dia LED	14	1'x4'	2400	2400 lm	80	80 CRI	30	3000 K	VL	VL optics	W	white
				4000	4000 lm			35	3500 K				
				5000	5000 lm								
				6500	6500 lm								
				7700	7700 lm								

VOLTAGE		DRIVER		CIRCUITS		MOUNTING		BATTERY (OPTIONAL)		OTHER (OPTIONAL)	
120	120 V	DP	dimming (0-10V) 1%	1	1 circuit	TB9	t-bar 9/16"	B#	battery pack	F	fuse ⁽⁴⁾
277	277 V	D	dimming (0-10V) 5% 347V standard ⁽²⁾			TB15	t-bar 15/16"			FW(#)	flex whip (6' std)
347	347 V ⁽¹⁾	LT	Lutron ⁽³⁾			ST	screw slot t-bar			CP	Chicago plenum
UNV	universal					TG9	tegular 9/16"				
						TG15	tegular 15/16"				
						DF	drywall flange				
(1) D dimming (0-10V) 5% standard		(2) For 347V only (3) Hi-Lume A Series L3D						Please consult factory		(4) Requires 120V or 277V	



Refer to specification sheets for complete details. Note that only options shown above qualify for QuickShip+.

Product design and development is an ongoing process at Axis Lighting. We reserve the right to change specifications. Contact Axis for the latest product information.

December 2017



DIA LED troffers are high performance recessed luminaires that deliver soft ambient light via a patented VL Optic™. Light is transmitted through a luminous lens without harsh contrast. The precision center refractor and translucent side panels offer a balanced aesthetic. Best used when high efficiency and visual comfort are key.



*Check the latest update on the DLC website for complete information. Not all versions may be DLC qualified.

IC
cULus Listed
Type I.C.



Maximum Order Size - 200 units


14 calendar days or less

Ordering Guide

PRODUCT ID		SIZE	NOMINAL LUMENS		CRI		COLOUR TEMP.		SHIELDING		FINISH	
DIALED	Dia LED	22 2'X2'	2500	2500 lm	80	80 CRI	30	3000 K	VL	VL optics	W	white
			3000	3000 lm			35	3500 K				
			4000	4000 lm								
			4400	4400 lm								

VOLTAGE		DRIVER		CIRCUITS		MOUNTING		BATTERY (OPTIONAL)		OTHER (OPTIONAL)	
120	120 V	DP	dimming (0-10V) 1%	1	1 circuit	TB9	t-bar 9/16"	B#	battery pack	F	fuse ⁽⁴⁾
277	277 V	D	dimming (0-10V) 5% 347V standard ⁽²⁾			TB15	t-bar 15/16"			FW(#)	flex whip (6' std)
347	347 V ⁽¹⁾	LT	Lutron ⁽³⁾			ST	screw slot t-bar			CP	Chicago plenum
UNV	universal					TG9	tegular 9/16"				
						TG15	tegular 15/16"				
						DF	drywall flange				
(1) D dimming (0-10V) 5% standard		(2) For 347V only (3) Hi-Lume A Series L3D						Please consult factory		(4) Requires 120V or 277V	





DIA LED troffers are high performance recessed luminaires that deliver soft ambient light via a patented VL Optic™. Light is transmitted through a luminous lens without harsh contrast. The precision center refractor and translucent side panels offer a balanced aesthetic. Best used when high efficiency and visual comfort are key.



Maximum Order Size - 200 units

14 calendar days or less

Ordering Guide

PRODUCT ID		SIZE		NOMINAL LUMENS		CRI		COLOUR TEMP.		SHIELDING		FINISH	
DIALED	Dia LED	24	2'X4'	3100	3100 lm	80	80 CRI	30	3000 K	VL	VL optics	W	white
				4500	4500 lm			35	3500 K				
				5000	5000 lm								
				7000	7000 lm								
				9000	9000 lm								

VOLTAGE		DRIVER		CIRCUITS		MOUNTING		BATTERY (OPTIONAL)		OTHER (OPTIONAL)	
120	120 V	DP	dimming (0-10V) 1%	1	1 circuit	TB9	t-bar 9/16"	B#	battery pack	F	fuse ⁽⁴⁾
277	277 V	D	dimming (0-10V) 5% 347V standard ⁽²⁾			TB15	t-bar 15/16"			FW(#)	flex whip (6' std)
347	347 V ⁽¹⁾	LT	Lutron ⁽³⁾			ST	screw slot t-bar			CP	Chicago plenum
UNV	universal					TG9	tegular 9/16"				
						TG15	tegular 15/16"				
						DF	drywall flange				
(1) D dimming (0-10V) 5% standard		(2) For 347V only (3) Hi-Lume A Series L3D						Please consult factory		(4) Requires 120V or 277V	



Refer to specification sheets for complete details. Note that only options shown above qualify for QuickShip+.


Product design and development is an ongoing process at Axis Lighting. We reserve the right to change specifications. Contact Axis for the latest product information.

December 2017


AURA 1x4

RECESSED

QuickShip+



The perfect blend of lighting performance and timeless aesthetic. Aura features a triple lens design with a ribbed center optical diffuser that provides balanced brightness and visual comfort. High-performance LED technology combined with the flexibility of optional integral controls deliver considerable energy savings. Aura is ideal for a variety of indoor applications including offices, institutions and commercial spaces. Installation and maintenance are made easy with toolless lens installation and access to all components from below.



Maximum Order Size - 200 units

14 calendar days or less

Ordering Guide

PRODUCT ID		SIZE	NOMINAL LUMENS		CRI	COLOUR TEMP.		SHIELDING		FINISH	
AULED	Aura	14 1'X4'	3100	3100 lm	80 80 CRI	30	3000 K	SO	spotless optics	W	white
			4500	4500 lm		35	3500 K				
			5000	5000 lm							
			7000	7000 lm							
			9000	9000 lm							

VOLTAGE		DRIVER		CIRCUITS		MOUNTING		BATTERY (OPTIONAL)		OTHER (OPTIONAL)	
120	120 V	DP	dimming (0-10V) 1%	1	1 circuit	TB9	t-bar 9/16"	B#	battery pack	F	fuse ⁽⁴⁾
277	277 V	D	dimming (0-10V) 5% 347V standard ⁽²⁾			TB15	t-bar 15/16"			FW(#)	flex whip (6' std)
347	347 V ⁽¹⁾	LT	Lutron ⁽³⁾			ST	screw slot t-bar			CP	Chicago plenum
UNV	universal					TG9	tegular 9/16"				
						TG15	tegular 15/16"				
						DF	drywall flange				
⁽¹⁾ D dimming (0-10V) 5% standard		⁽²⁾ For 347V only ⁽³⁾ Hi-Lume A Series L3D						Please consult factory		⁽⁴⁾ Requires 120V or 277V	



AURA 2x2

RECESSED

QuickShip+



The perfect blend of lighting performance and timeless aesthetic. Aura features a triple lens design with a ribbed center optical diffuser that provides balanced brightness and visual comfort. High-performance LED technology combined with the flexibility of optional integral controls deliver considerable energy savings. Aura is ideal for a variety of indoor applications including offices, institutions and commercial spaces. Installation and maintenance are made easy with toolless lens installation and access to all components from below.



Maximum Order Size - 200 units

14 calendar days or less

Ordering Guide

PRODUCT ID		SIZE		NOMINAL LUMENS		CRI		COLOUR TEMP.		SHIELDING		FINISH	
AULED	Aura	22	2'X2'	2500	2500 lm	80	80 CRI	30	3000 K	SO	spotless optics	W	white
	3000			3000 lm	35			3500 K					
	4000			4000 lm									
	4400			4400 lm									

VOLTAGE		DRIVER	CIRCUITS	MOUNTING	BATTERY (OPTIONAL)	OTHER (OPTIONAL)
120	120 V	DP dimming (0-10V) 1%	1	TB9	B# battery pack	F fuse ⁽⁴⁾
277	277 V	D dimming (0-10V) 5% 347V standard ⁽²⁾		TB15		FW(#) flex whip (6' std)
347	347 V ⁽¹⁾	LT Lutron ⁽³⁾		ST		CP Chicago plenum
UNV	universal			TG9		
				TG15		
				DF		
(1) D dimming (0-10V) 5% standard		(2) For 347V only (3) Hi-Lume A Series L3D		Please consult factory		(4) Requires 120V or 277V



Refer to specification sheets for complete details. Note that only options shown above qualify for QuickShip+.

Product design and development is an ongoing process at Axis Lighting. We reserve the right to change specifications. Contact Axis for the latest product information.

December 2017

AURA 2x4

RECESSED

QuickShip+



The perfect blend of lighting performance and timeless aesthetic. Aura features a triple lens design with a ribbed center optical diffuser that provides balanced brightness and visual comfort. High-performance LED technology combined with the flexibility of optional integral controls deliver considerable energy savings. Aura is ideal for a variety of indoor applications including offices, institutions and commercial spaces. Installation and maintenance are made easy with toolless lens installation and access to all components from below.



Maximum Order Size - 200 units

14 calendar days or less

Ordering Guide

PRODUCT ID		SIZE	NOMINAL LUMENS		CRI		COLOUR TEMP.		SHIELDING		FINISH	
AULED	Aura	24 2'X4'	3100	3100 lm	80	80 CRI	30	3000 K	SO	spotless optics	W	white
			4500	4500 lm			35	3500 K				
			5000	5000 lm								
			7000	7000 lm								
			9000	9000 lm								

VOLTAGE		DRIVER	CIRCUITS	MOUNTING		BATTERY (OPTIONAL)		OTHER (OPTIONAL)	
120	120 V	DP dimming (0-10V) 1% D dimming (0-10V) 5% 347V standard ⁽²⁾ LT Lutron ⁽³⁾	1 1 circuit	TB9	t-bar 9/16"	B#	battery pack	F	fuse ⁽⁴⁾
277	277 V			TB15	t-bar 15/16"			FW(#)	flex whip (6' std)
347	347 V ⁽¹⁾			ST	screw slot t-bar			CP	Chicago plenum
UNV	universal			TG9	tegular 9/16"				
				TG15	tegular 15/16"				
				DF	drywall flange				
(1) D dimming (0-10V) 5% standard		(2) For 347V only (3) Hi-Lume A Series L3D				Please consult factory		(4) Requires 120V or 277V	



Refer to specification sheets for complete details. Note that only options shown above qualify for QuickShip+.

Product design and development is an ongoing process at Axis Lighting. We reserve the right to change specifications. Contact Axis for the latest product information.
December 2017



When all you need is a trace of light, **Sculpt** offers a 1.5" wide linear luminaire that departs from traditional linear footprints. Sculpt delivers the same quality of light and efficiency as larger profile products but in a clean, new, low profile look. Select from our range of lower lumen packages below to ensure balanced luminance and overall visual comfort.



Maximum Order Size - 400 Feet

14 calendar days or less

Ordering Guide

PRODUCT ID	NOM.LUMENS/FT UP	NOM.LUMENS/FT DOWN	CRI	COLOR TEMP.	SHIELDING UP	SHIELDING DOWN	LINEAR LENGTH
SCDI Sculpt Pendant Direct/Indirect	300 300 lm/ft 400 400 lm/ft 500 500 lm/ft	300 300 lm/ft 400 400 lm/ft 500 500 lm/ft	80 80 CRI	30 3000 K 35 3500 K	SO spotless lens	FL flush	2 2' 4 4' 6 6' 8 8' 10 10' 12 12' S# system runs ⁽¹⁾
	Please consult factory for other lumen packages	Please consult factory for other lumen packages	Applies to both UP & DOWN.	Applies to both UP & DOWN.	All lens options use spotless lens	All lens options use spotless lens	(1) In 2' increments only

FINISH	VOLTAGE	DRIVER	CIRCUITS	MOUNTING/SUSPENSION	BATTERY (OPTIONAL)	OTHER
W white AP aluminum paint	120 120 V 277 277 V 347 347 V ⁽²⁾ UNV universal	DP dimming (0-10V) 1% D dimming (0-10V) 5% 347V standard ⁽³⁾ LT Lutron ⁽⁴⁾	1 1 circuit	CA(#) drywall+cable length (36" std.) CT9(#) TB/TG 9/16+cable length (36" std.) CT15(#) TB/TG 15/16+cable length (36" std.)	B# battery pack	F fuse ⁽⁵⁾ FW(#) flex whip (6' std)
	(2) D dimming (0-10V) 5% standard	Applies to both UP & DOWN. (3) For 347V only (4) Hi-Lume A Series L3D	Control UP & DOWN lights together	See Ceiling Mount Guide for more details	Please consult factory Not available in 2'	(5) Requires 120V or 277V



① Refer to specification sheets for complete details. Note that only options shown above qualify for QuickShip+.

Product design and development is an ongoing process at Axis Lighting. We reserve the right to change specifications. Contact Axis for the latest product information.

December 2017



When all you need is a trace of light, **Sculpt** offers a 1.5" wide linear luminaire that departs from traditional linear footprints. Sculpt delivers the same quality of light and efficiency as larger profile products but in a clean, new, low profile look. Select from our range of lower lumen packages below to ensure balanced luminance and overall visual comfort.



Maximum Order Size - 400 Feet

14 calendar days or less

Ordering Guide

PRODUCT ID		NOM.LUMENS/FT		CRI		COLOR TEMP.		SHIELDING		LINEAR LENGTH	
SCD	Sculpt Pendant Direct	300	300 lm/ft	80	80 CRI	30	3000 K	FL	Flush	2	2'
		400	400 lm/ft			35	3500 K			4	4'
		500	500 lm/ft							6	6'
										8	8'
										10	10'
						12	12'				
										S#	system runs ⁽¹⁾
		Please consult factory for other lumen packages						All lens options use spotless lens		(1) In 2' increments only	

FINISH		VOLTAGE		DRIVER		CIRCUITS		MOUNTING/SUSPENSION		BATTERY (OPTIONAL)		OTHER	
W AP	white	120	120 V	DP	dimming (0-10V) 1%	1	1 circuit	CA(#)	drywall+cable length (36" std.)	B#	battery pack	F	fuse ⁽⁵⁾
	aluminum paint	277	277 V	D	dimming (0-10V) 5% 347V standard ⁽³⁾			CT9(#)	TB/TG 9/16+cable length (36" std.)			FW(#)	flex whip (6' std)
		347	347 V ⁽²⁾	LT	Lutron ⁽⁴⁾			CT15(#)	TB/TG 15/16+cable length (36" std.)				
		UNV	universal										
		(2) D dimming (0-10V) 5% standard (4) Hi-Lume A Series L3D		(3) For 347V only (4) Hi-Lume A Series L3D		Control UP & DOWN lights together		See Ceiling Mount Guide for more details		Please consult factory		(5) Requires 120V or 277V	



Refer to specification sheets for complete details. Note that only options shown above qualify for QuickShip+.

Product design and development is an ongoing process at Axis Lighting. We reserve the right to change specifications. Contact Axis for the latest product information.
December 2017



When you're looking for a basic mid-size pendant that is powered by Axis Lighting's **SurroundLite** technology, **Slim** Pendant is a great choice. With its wide 360 degree uplight distribution, discover how you can eliminate luminaires or use shorter luminaires in your design without compromising light levels, light quality and visual comfort. You have to see it to believe it!



Maximum Order Size - 200 Feet

14 calendar days or less

Ordering Guide

PRODUCT ID		LIGHT ENGINE		NOMINAL LUMENS/FT		CRI		COLOR TEMPERATURE		SHIELDING		FIXTURE LENGTH									
SLLED	Slim SurroundLite Pendant LED	SL 0/100	SurroundLite 0% up/100% down	800	800 lm/ft	80	80 CRI	30	3000 K	VL	VL optic	4	4'								
				1000	1000 lm/ft			35	3500 K			8	8'								
																12	12'				
																S#	system runs ⁽¹⁾				
				Consult factory for other lumen packages								(1) In 4' increments only									

FINISH		VOLTAGE		DRIVER		CIRCUITS		MOUNTING/SUSPENSION		BATTERY (OPTIONAL)		OTHER(OPTIONAL)	
W	white	120	120 V	DP	dimming (0-10V) 1%	1	1 circuit	CA(#)	drywall+cable length (36" std.)	B#	battery pack (integral)	F	fuse
AP	aluminum paint	277	277 V	D	dimming (0-10V) 5% 347V standard ⁽³⁾			CT9(#)	TB/TG 9/16+cable length (36" std.)				
		347	347 V ⁽²⁾	LT	Lutron ⁽⁴⁾			CT15(#)	TB/TG 15/16+cable length (36" std.)				
		UNV	universal										
		(2) D dimming (0-10V) 5% standard		(3) For 347V only (4) Hi-Lume A Series L3D				See Ceiling Mount Guide for more details		For minimum 4' long fixture only		Requires 120V or 277V	



① Refer to specification sheets for complete details. Note that only options shown above qualify for QuickShip+.

Product design and development is an ongoing process at Axis Lighting. We reserve the right to change specifications. Contact Axis for the latest product information.

December 2017



When you're looking for a basic mid-size pendant that is powered by Axis Lighting's **SurroundLite** technology, **Slim** Pendant is a great choice. With its wide 360 degree uplight distribution, discover how you can eliminate luminaires or use shorter luminaires in your design without compromising light levels, light quality and visual comfort. You have to see it to believe it!



Maximum Order Size - 200 Feet

14 calendar days or less

Ordering Guide

PRODUCT ID		LIGHT ENGINE		NOMINAL LUMENS/FT		CRI		COLOR TEMPERATURE		SHIELDING		FIXTURE LENGTH			
SLLED	Slim SurroundLite Pendant LED	SL 25/75	SurroundLite 25% up/75% down	800	800 lm/ft	80	80 CRI	30	3000 K	VL	VL optic	4	4'		
				1000	1000 lm/ft			35	3500 K			SM	smooth lens	8	8'
														12	12'
				Applies to both UP & DOWN. Consult factory for other lumen packages		Applies to both UP & DOWN.		Applies to both UP & DOWN.				S# system runs ⁽¹⁾			
(1) In 4' increments only															

FINISH		VOLTAGE		DRIVER		CIRCUITS		MOUNTING/SUSPENSION		BATTERY (OPTIONAL)		OTHER (OPTIONAL)	
W	white	120	120 V	DP	dimming (0-10V) 1%	1	1 circuit	CA(#)	drywall+cable length (36" std.)	B#	battery pack (integral)	F	fuse
AP	aluminum paint	277	277 V	D	dimming (0-10V) 5% 347V standard ⁽³⁾			CT9(#)	TB/TG 9/16+cable length (36" std.)				
		347	347 V ⁽²⁾	LT	Lutron ⁽⁴⁾			CT15(#)	TB/TG 15/16+cable length (36" std.)				
		UNV	universal										
		(2) D dimming (0-10V) 5%		(3) For 347V only (4) Hi-Lume A Series L3D				See Ceiling Mount Guide for more details		For minimum 4' long fixture only		Requires 120V or 277V	



i Refer to specification sheets for complete details. Note that only options shown above qualify for QuickShip+.

Product design and development is an ongoing process at Axis Lighting. We reserve the right to change specifications. Contact Axis for the latest product information.
December 2017



When you're looking for a basic mid-size pendant that is powered by Axis Lighting's **SurroundLite** technology, **Slim** Pendant is a great choice. With its wide 360 degree uplight distribution, discover how you can eliminate luminaires or use shorter luminaires in your design without compromising light levels, light quality and visual comfort. You have to see it to believe it!



Maximum Order Size - 200 Feet

14 calendar days or less

Ordering Guide

PRODUCT ID		LIGHT ENGINE		NOMINAL LUMENS/FT		CRI		COLOR TEMPERATURE		SHIELDING		FIXTURE LENGTH	
SLED	Slim SurroundLite Pendant LED	SL 80/20	SurroundLite 80% up/20% down	800	800 lm/ft	80	80 CRI	30	3000 K	VL	VL optic	4	4'
				1000	1000 lm/ft			35	3500 K	SM	smooth lens	8	8'
												12	12'
				Applies to both UP & DOWN. Consult factory for other lumen packages		Applies to both UP & DOWN.		Applies to both UP & DOWN.				S# system runs ⁽¹⁾	
												(1) In 4' increments only	

FINISH		VOLTAGE		DRIVER		CIRCUITS		MOUNTING/SUSPENSION		BATTERY (OPTIONAL)		OTHER (OPTIONAL)	
W	white	120	120 V	DP	dimming (0-10V) 1%	1	1 circuit	CA(#)	drywall+cable length (36" std.)	B#	battery pack (integral)	F	fuse
AP	aluminum paint	277	277 V	D	dimming (0-10V) 5% 347V standard ⁽²⁾			CT9(#)	TB/TG 9/16+cable length (36" std.)				
		347	347 V ⁽¹⁾	LT	Lutron ⁽³⁾			CT15(#)	TB/TG 15/16+cable length (36" std.)				
		UNV	universal										
		(1) D dimming (0-10V) 5%		(2) For 347V only (3) Hi-Lume A Series L3D				See Ceiling Mount Guide for more details		For minimum 4' long fixture only		Requires 120V or 277V	



① Refer to specification sheets for complete details. Note that only options shown above qualify for QuickShip+.

Product design and development is an ongoing process at Axis Lighting. We reserve the right to change specifications. Contact Axis for the latest product information.

December 2017



Ideal for an ambient light applications that require a mostly uplight component in a small profile pendant that's full of power. Also powered by Axis Lighting's **SurroundLite** technology, **Twig** delivers a wide 360 degree uplight distribution that can eliminate luminaires or result in use of shorter luminaires without compromising light level, light quality and visual comfort. You have to see it to believe it!



Maximum Order Size - 200 Feet

14 calendar days or less

Ordering Guide

PRODUCT ID		LIGHT ENGINE		NOMINAL LUMENS/FT		CRI		COLOR TEMPERATURE		SHIELDING	
TWRLED	Twig SurroundLite Pendant LED	SL 90/10	SurroundLite 90% up/10% down	750	750 lm/ft	80	80 CRI	30	3000 K	VL	VL optic
				1000	1000 lm/ft			35	3500 K	SO	spotless lens
				1250	1250 lm/ft						
				Consult factory for other lumen packages							

FIXTURE LENGTH		FINISH		VOLTAGE		DRIVER		CIRCUITS		MOUNTING/SUSPENSION		BATTERY (OPTIONAL)		OTHER (OPTIONAL)	
4	4'	W	white	120	120 V	DP	dimming (0-10V) 1%	1	1 circuit	CA(#)	drywall+cable length (36" std.)	B#	battery pack (integral)	F	fuse
8	8'	AP	aluminum paint	277	277 V	D	dimming (0-10V) 5% 347V standard ⁽³⁾			CT9(#)	TB/TG 9/16+cable length (36" std.)				
12	12'			347	347 V ⁽²⁾	LT	Lutron ⁽⁴⁾			CT15(#)	TB/TG 15/16+cable length (36" std.)				
S#	system runs ⁽¹⁾			UNV	universal										
(1) In 4' increments only				(2) D dimming (0-10V) 5%		(3) For 347V only (4) Hi-Lume A Series L3D				See Ceiling Mount Guide for more details		For minimum 48" long fixture only		Requires 120V or 277V	



Refer to specification sheets for complete details. Note that only options shown above qualify for QuickShip+.

Product design and development is an ongoing process at Axis Lighting. We reserve the right to change specifications. Contact Axis for the latest product information.
December 2017



This compact, efficient extruded aluminum linear pendant with trim helps create visually comfortable spaces with a subtle glow. Versatile and classic, will fit many applications to provide a good ambient light layer as well as vertical illumination from a primarily direct source.



*Check the latest update on the DLC website for complete information. Not all versions may be DLC qualified.



Maximum Order Size - 200 Feet

14 calendar days or less

Ordering Guide

PRODUCT ID		NOMINAL LUMENS/FT		CRI		COLOR TEMPERATURE		SHIELDING		LENGTH/FT	
MBLED	Mini Box Pendant LED	500	500 lm/ft	80	80 CRI	30	3000 K	S	satin lens	2	2'
		600	600 lm/ft			35	3500 K			4	4'
		800	800 lm/ft							8	8'
		1000	1000 lm/ft							12	12'
										S#	system runs ⁽¹⁾
		Consult factory for other lumen packages								(1) In 4' increments only	

FINISH		VOLTAGE		DRIVER		CIRCUITS		MOUNTING/SUSPENSION		BATTERY (OPTIONAL)		OTHER (OPTIONAL)	
W	white	120	120 V	DP	dimming (0-10V) 1%	1	1 circuit	CA(#)	drywall+cable length (36" std.)	B#	battery pack 4' sections	F	fuse
AP	aluminum paint	277	277 V	D	dimming (0-10V) 5% 347V standard ⁽³⁾			CT9(#)	TB/TG 9/16+cable length (36" std.)				
		347	347 V ⁽¹⁾	LT	Lutron ⁽⁴⁾			CT15(#)	TB/TG 15/16+cable length (36" std.)				
		UNV	universal										
		(2) D dimming (0-10V) 5%		(3) For 347V only (4) Hi-Lume A Series L3D				See Ceiling Mount Guide for more details		Specify quantity Please consult factory		Requires 120V or 277V	




1 Refer to specification sheets for complete details. Note that only options shown above qualify for QuickShip+.

Product design and development is an ongoing process at Axis Lighting. We reserve the right to change specifications. Contact Axis for the latest product information.

December 2017



Combining crisp lines and a clean, rounded design. **LT SurroundLite** brings high efficiency, glare control and flexible options ideal for illuminating medium and large spaces. Exclusive SurroundLite optics produce balanced brightness, sending wide planes of light in all directions.



*Check the latest update on the DLC website for complete information. Not all versions may be DLC qualified.



Maximum Order Size - 200 Feet

14 calendar days or less


Ordering Guide

PRODUCT ID		LIGHT ENGINE		NOMINAL LUMENS/FT		CRI		COLOR TEMPERATURE		SHIELDING	
LTLED	LT SurroundLite Pendant LED	SL 80/20	SurroundLite 80% up/20% down	800	800 lm/ft	80	80 CRI	30	3000 K	SO	spotless lens
				1000	1000 lm/ft			35	3500 K	SR	satin ribbed lens
										PL	louver
				Consult factory for other lumen packages							

FIXTURE LENGTH		FINISH		VOLTAGE		DRIVER		CIRCUITS		MOUNTING/SUSPENSION		BATTERY (OPTIONAL)		OTHER(OPTIONAL)	
4	4'	W	white	120	120 V	DP	dimming (0-10V) 1%	1	1 circuit	CA(#)	drywall+ cable length (36" std.)	B#	battery pack (integral)	F	fuse
8	8'	AP	aluminum paint	277	277 V	D	dimming (0-10V) 5% 347V standard ⁽³⁾			CT9(#)	TB/TG 9/16+ cable length (36" std.)				
12	12'			347	347 V ⁽²⁾	LT	Lutron ⁽⁴⁾			CT15(#)	TB/TG 15/16+ cable length (36" std.)				
16	16'			UNV	universal										
20	20'														
24	24'														
				(2) D dimming (0-10V) 5%		(3) For 347V only (4) Hi-Lume A Series L3D				See Ceiling Mount Guide for more details		For minimum 4' long fixture only		Requires 120V or 277V	

Refer to specification sheets for complete details. Note that only options shown above qualify for QuickShip+.

Product design and development is an ongoing process at Axis Lighting. We reserve the right to change specifications. Contact Axis for the latest product information.
December 2017



Beam 4 LED: for a clean, uniform, continuous end-to-end luminous effect from a best-selling pendant linear luminaire that naturally compliments any architectural design with minimal intrusion. Great for shallow ceiling spaces and available with multiple lengths and lumen packages to provide the right amount of light for the allowed wattage.



*Check the latest update on the DLC website for complete information. Not all versions may be DLC qualified.



Maximum Order Size - 400 Feet

14 calendar days or less

Ordering Guide

PRODUCT ID		NOM. LUMENS/FT	CRI	COLOR TEMP.		SHIELDING		LENGTH
BBDLED	BEAM 4 Pendant LED	400	80	30	3000 K	SO	spotless lens	2
		500						4
		750						6
		1000						8
								10
								12
								S#
								system run ⁽¹⁾
		Constul factory for other lumen packages				Use spotless lens		(1) In 4' increments only


FINISH		VOLTAGE		DRIVER		CIRCUITS		MOUNTING		BATTERY (OPTIONAL)		OTHER (OPTIONAL)	
W	white	120	120 V	DP	dimming (0-10V) 1%	1	1 circuit	CA(#)	drywall+cable length (36" std.)	B#	battery pack 4' sections	F	fuse
AP	aluminum paint	277	277 V	D	dimming (0-10V) 5% 347V standard ⁽³⁾			CT9(#)	TB/TG 9/16+cable length (36" std.)				
		347	347 V ⁽²⁾	LT	Lutron ⁽⁴⁾			CT15(#)	TB/TG 15/16+cable length (36" std.)				
		UNV	universal										
		(2) D dimming (0-10V) 5% standard		(3) For 347V only				See Ceiling Mount Guide for more details		Please consult factory		Requires 120V or 277V	
				(4) Hi-Lume A Series L3D									



1 Refer to specification sheets for complete details. Note that only options shown above qualify for QuickShip+.

Product design and development is an ongoing process at Axis Lighting. We reserve the right to change specifications. Contact Axis for the latest product information.

December 2017



Beam 6 LED is a compact, linear system with multiple lighting, mounting, and design options, suitable for large spaces and high ceilings. It delivers efficient direct light distributions, with optional MR16 accents. IC Controls equip a BEAM 6 LED system to reduce energy consumption further still.



*Check the latest update on the DLC website for complete information. Not all versions may be DLC qualified.



Maximum Order Size - 200 Feet

14 calendar days or less

Ordering Guide

PRODUCT ID		NOM. LUMENS/FT	CRI	COLOR TEMP.	SHIELDING	LENGTH
B6DLED	BEAM 6 Pendant LED	400	80 80 CRI	30 3000 K	SO spotless lens	2 2'
		500		35 3500 K		4 4'
		750				6 6'
		1000				8 8'
						10 10'
						12 12'
						S# system run ⁽¹⁾
					Use spotless lens	(1) In 4' increments only

FINISH		VOLTAGE	DRIVER	CIRCUITS	MOUNTING	BATTERY (OPTIONAL)	OTHER (OPTIONAL)
W	white	120 120 V	DP dimming (0-10V) 1%	1 1 circuit	CA(#) drywall+cable length (36" std.)	B# battery pack 4' sections	F fuse
AP	aluminum paint	277 277 V	D dimming (0-10V) 5% 347V standard ⁽³⁾		CT9(#) TB/TG 9/16+cable length (36" std.)		
		347 347 V ⁽²⁾	LT Lutron ⁽⁴⁾		CT15(#) TB/TG 15/16+cable length (36" std.)		
		UNV universal					
		(2) D dimming (0-10V) 5% standard	(3) For 347V only (4) Hi-Lume A Series L3D	See Ceiling Mount Guide for more details		Please consult factory	Requires 120V or 277V



Refer to specification sheets for complete details. Note that only options shown above qualify for QuickShip+.

Product design and development is an ongoing process at Axis Lighting. We reserve the right to change specifications. Contact Axis for the latest product information.
December 2017



This compact, efficient extruded aluminum linear pendant with trim helps create visually comfortable spaces with a subtle glow. Versatile and classic, will fit many applications to provide a good ambient light layer as well as vertical illumination from a primarily direct source.



*Check the latest update on the DLC website for complete information. Not all versions may be DLC qualified.



Maximum Order Size - 200 Feet

14 calendar days or less

Ordering Guide

PRODUCT ID		NOMINAL LUMENS/FT		CRI		COLOR TEMPERATURE		SHIELDING		LENGTH/FT	
MBSLED	Mini Box Surface LED	500	500 lm/ft	80	80 CRI	30	3000 K	S	satin lens	2	2'
		600	600 lm/ft			35	3500 K			4	4'
		800	800 lm/ft							8	8'
		1000	1000 lm/ft							12	12'
										S#	system runs ⁽¹⁾
										(1) In 4' increments only	

FINISH		VOLTAGE		DRIVER		CIRCUITS		MOUNTING/SUSPENSION		BATTERY (OPTIONAL)		OTHER (OPTIONAL)			
W	white	120	120 V	DP	dimming (0-10V) 1%	1	1 circuit	S	surface drywall ceiling	B#	battery pack 4' sections	F	fuse		
		277	277 V	D	dimming (0-10V) 5% 347V standard ⁽³⁾									FW#	flex whip (6' std)
		347	347 V ⁽²⁾	LT	Lutron ⁽⁴⁾										
		UNV	universal												
		(2) D dimming (0-10V) 5% standard	(3) For 347V only (4) Hi-Lume A Series L3D				Not available in 2' Specify quantity Please consult factory		Requires 120V or 277V						



① Refer to specification sheets for complete details. Note that only options shown above qualify for QuickShip+.

Product design and development is an ongoing process at Axis Lighting. We reserve the right to change specifications. Contact Axis for the latest product information.

December 2017



Beam 4 LED: for a clean, uniform, continuous end-to-end luminous effect from a best-selling recessed linear luminaire that naturally compliments any architectural design with minimal intrusion. Great for shallow ceiling spaces and available with multiple lengths and lumen packages to provide the right amount of light for the allowed wattage.



*Check the latest update on the DLC website for complete information. Not all versions may be DLC qualified.



Maximum Order Size - 400 Feet

14 calendar days or less

Ordering Guide

PRODUCT ID		NOM. LUMENS/FT	CRI	COLOR TEMP.		SHIELDING		LENGTH
BBSLED	BEAM 4 Surface LED	400	80	30	3000 K	SO	spotless lens	2 2'
		500						4 4'
		750						6 6'
		1000						8 8'
								10 10'
								12 12'
								S# system run ⁽¹⁾
Use spotless lens							(1) In 4' increments only	

FINISH		VOLTAGE		DRIVER		CIRCUITS		MOUNTING		BATTERY (OPTIONAL)		OTHER (OPTIONAL)			
W	white	120	120 V	DP	dimming (0-10V) 1%	1	1 circuit	S	surface drywall ceiling	B#	battery pack 4' sections	F	fuse		
		277	277 V		D								dimming (0-10V) 5% 347V standard ⁽³⁾	FW#	flex whip (6' std)
		347	347 V ⁽²⁾		LT								Lutron ⁽⁴⁾		
		UNV	universal												
		(2) D dimming (0-10V) 5% standard		(3) For 347V only (4) Hi-Lume A Series L3D						Not available in 2' Please consult factory		Requires 120V or 277V			



Refer to specification sheets for complete details. Note that only options shown above qualify for QuickShip+.

Product design and development is an ongoing process at Axis Lighting. We reserve the right to change specifications. Contact Axis for the latest product information.
December 2017



Beam 6 LED is a compact, linear system with multiple lighting, mounting, and design options, suitable for large spaces and high ceilings. It delivers efficient direct light distributions, with optional MR16 accents. IC Controls equip a BEAM 6 LED system to reduce energy consumption further still.



*Check the latest update on the DLC website for complete information. Not all versions may be DLC qualified.



Maximum Order Size - 200 Feet

14 calendar days or less

Ordering Guide

PRODUCT ID		NOM. LUMENS/FT	CRI	COLOR TEMP.	SHIELDING	LENGTH
B6SLED	BEAM 6 Surface LED	400 400 lm/ft	80 80 CRI	30 3000 K 35 3500 K	SO spotless lens	2 2'
		500 500 lm/ft				4 4'
		750 750 lm/ft				6 6'
		1000 1000 lm/ft				8 8'
						10 10'
						12 12'
						S# system run ⁽¹⁾
					Use spotless lens	(1) In 4' increments only

FINISH	VOLTAGE	DRIVER	CIRCUITS	MOUNTING	BATTERY (OPTIONAL)	OTHER (OPTIONAL)
W white	120 120 V 277 277 V 347 347 V ⁽²⁾ UNV universal	DP dimming (0-10V) 1% D dimming (0-10V) 5% 347V standard ⁽³⁾ LT Lutron ⁽⁴⁾	1 1 circuit	S surface drywall ceiling	B# battery pack 4' sections	F fuse FW# flex whip (6' std)
	(2) D dimming (0-10V) 5% standard	(3) For 347V only (4) Hi-Lume A Series L3D			Please consult factory	Requires 120V or 277V



Refer to specification sheets for complete details. Note that only options shown above qualify for QuickShip+.

Product design and development is an ongoing process at Axis Lighting. We reserve the right to change specifications. Contact Axis for the latest product information.

December 2017





Architectural Lighting. Your Way.

We reserve the right to change specifications without notice. Please consult our website for the most current technical information and to locate your nearest Axis representative.

1-800-263-AXIS - [T] 514-948-6272 - axislighting.com

© 2017 Axis Lighting Inc.