

HAWORTH®

# Steel Casegoods / Files & Storage

North America Price List / Specification Guide – February 2020

Includes X Series® and V Series®



## Electronic Update Page – Steel Casegoods / Files and Storage Price List

- The table below lists all of the updates and addendums added to this price list since the original version was created.
- All **Update** pages will replace the existing pages within the document.
- All **New** pages will be placed at the back of the document.

Link	Date	Page	Description
<a href="#">Click Here</a>	February 2020	434	<b>Update</b> – Depth for Common File Top (back-to-back application) corrected to 36".
<a href="#">Click Here</a>	March 2020	485	<b>Update</b> – Adaptable Electronic Ballast Task Light Guidelines removed due to obsolescence.
<a href="#">Click Here</a>	March 2020	421-423	<b>Update</b> – Correction to Coat Hook and Coat Rod locations and dimensions.



**This Haworth North American price book contains US list prices.**

Canadian customers can convert the US list price into their Canadian equivalent by going to [www.Haworth.com/Canada](http://www.Haworth.com/Canada) to find the current Canadian multipliers. These multiplier factors allow you to convert the US list price into a Canadian list price.



# Price Book Overview

The following overview explains how information is organized within this price book.

## 1 Front Cover

- Includes the price book title and pricing effectivity date.

## 2 Canadian Conversion / Update Page

- Pricing conversion information for converting US pricing into the equivalent Canadian pricing is located on the footer of this page.
- All Price Book updates will be listed on this page including the date, page number and description of the update.

## 3 Price List Table of Contents

- Price List table of contents with page numbers.

## 4 Statement of Line

- Provides a pictorial outline of the entire product offering.

## 5 Price List

Each price list page contains the following:

- Product Illustration
- Catalog Number
- To Order Specify – sequencing for ordering product options and finishes
- List Prices
- Product Specification Dimensions
- Features
- Specification Tips
- Class, Discount Group Number (used for discounting) and GSA information

## 6 Specification Guide

- Table of Contents – specification guide content with page numbers
- Statement of Line – provides a pictorial outline of the product offering
- Product Overview – brief introduction of the product and application intent
- Easy Planning Steps – basic steps of planning with the product line
- Product Details – product attributes, dimensions, surface materials and functionality
- Product Application – vertical and horizontal planning guidelines including support and load, power, and storage
- Technical Specifications – provides performance ratings, material composition and manufacturing process information

## 7 Finishes, Fabrics and COM

- Lists information for material finishes and availability.
- Provides COM information and requirements (if applicable).

## 8 North American Terms of Sale

- Haworth terms for ordering, pricing, shipping and delivery, general terms, and services.

## 9 Index

- Products are listed alphabetically by alpha-numeric catalog numbers with price list page number.

## 10 Product Non-Obsolescence and Warranty Policy

- Provides information about the Haworth policy for non-obsolescence and warranty.

## Additional Information and Resources

Prices are subject to change without notice or approval. Haworth dealers should always submit proposals through Lynx before presenting to customers. See North American Terms of Sale for more information.

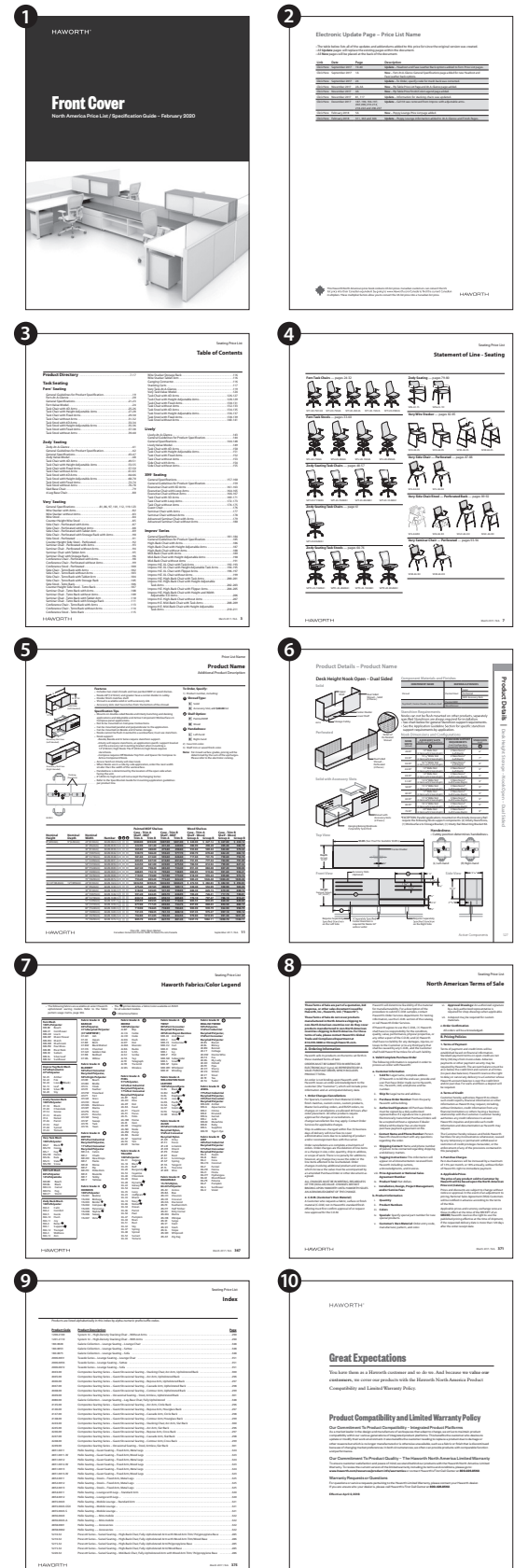
### Online Resources

#### haworth.com

- Haworth's corporate website provides access to price books and a variety of other resources and publications.

#### surfaces.haworth.com

- Website provides access to the most current fabrics and finishes offered across Haworth's various product lines.



# Table of Contents

<b>Statement of Line</b> .....	9-22
--------------------------------	------

<b>X Series Desks — Catalog Logic</b> .....	23
---	----

## X Series Double Pedestal Desks

Standard Rectangular Double Pedestal Desk — Laminate Top	24
Standard Rectangular Double Pedestal Desk — Wood Top	25
Standard Bow Front Double Pedestal Desk — Laminate Top	26
Standard Bow Front Double Pedestal Desk — Wood Top	27
Executive Rectangular Double Pedestal Desk — Laminate Top	28
Executive Rectangular Double Pedestal Desk — Wood Top	29
Executive Bow Front Double Pedestal Desk — Laminate Top	30
Executive Bow Front Double Pedestal Desk — Wood Top	31

## X Series Single Pedestal Desks

Standard Rectangular Single Pedestal Desk — Laminate Top with Steel End Panel	32
Standard Rectangular Single Pedestal Desk — Laminate Top with Laminate End Panel	33
Standard Rectangular Single Pedestal Desk — Laminate Top with Wood End Panel	34
Standard Rectangular Single Pedestal Desk — Wood Top with Steel End Panel	35
Standard Rectangular Single Pedestal Desk — Wood Top with Laminate End Panel	36
Standard Rectangular Single Pedestal Desk — Wood Top with Wood End Panel	37
Standard Bow Front Single Pedestal Desk — Laminate Top with Steel End Panel	38
Standard Bow Front Single Pedestal Desk — Laminate Top with Laminate End Panel	39
Standard Bow Front Single Pedestal Desk — Laminate Top with Wood End Panel	40
Standard Bow Front Single Pedestal Desk — Wood Top with Steel End Panel	41
Standard Bow Front Single Pedestal Desk — Wood Top with Laminate End Panel	42
Standard Bow Front Single Pedestal Desk — Wood Top with Wood End Panel	43
Executive Rectangular Single Pedestal Desk — Laminate Top with Steel End Panel	44
Executive Rectangular Single Pedestal Desk — Laminate Top with Laminate End Panel	45
Executive Rectangular Single Pedestal Desk — Laminate Top with Wood End Panel	46
Executive Rectangular Single Pedestal Desk — Wood Top with Steel End Panel	47
Executive Rectangular Single Pedestal Desk — Wood Top with Laminate End Panel	48
Executive Rectangular Single Pedestal Desk — Wood Top with Wood End Panel	49
Executive Bow Front Single Pedestal Desk — Laminate Top with Steel End Panel	50
Executive Bow Front Single Pedestal Desk — Laminate Top with Laminate End Panel	51
Executive Bow Front Single Pedestal Desk — Laminate Top with Wood End Panel	52
Executive Bow Front Single Pedestal Desk — Wood Top with Steel End Panel	53
Executive Bow Front Single Pedestal Desk — Wood Top with Laminate End Panel	54
Executive Bow Front Single Pedestal Desk — Wood Top with Wood End Panel	55

## X Series Desk Shells

Standard Rectangular Desk Shell — Laminate Top with Steel End Panels	56
Standard Rectangular Desk Shell — Laminate Top with Laminate End Panels	57
Standard Rectangular Desk Shell — Laminate Top with Wood End Panels	58
Standard Rectangular Desk Shell — Wood Top with Steel End Panels	59
Standard Rectangular Desk Shell — Wood Top with Laminate End Panels	60
Standard Rectangular Desk Shell — Wood Top with Wood End Panels	61
Standard Bow Front Desk Shell — Laminate Top with Steel End Panels	62
Standard Bow Front Desk Shell — Laminate Top with Laminate End Panels	63
Standard Bow Front Desk Shell — Laminate Top with Wood End Panels	64
Standard Bow Front Desk Shell — Wood Top with Steel End Panels	65
Standard Bow Front Desk Shell — Wood Top with Laminate End Panels	66
Standard Bow Front Desk Shell — Wood Top with Wood End Panels	67
Executive Rectangular Desk Shell — Laminate Top with Steel End Panels	68
Executive Rectangular Desk Shell — Laminate Top with Laminate End Panels	69
Executive Rectangular Desk Shell — Laminate Top with Wood End Panels	70
Executive Rectangular Desk Shell — Wood Top with Steel End Panels	71
Executive Rectangular Desk Shell — Wood Top with Laminate End Panels	72
Executive Rectangular Desk Shell — Wood Top with Wood End Panels	73
Executive Bow Front Desk Shell — Laminate Top with Steel End Panels	74
Executive Bow Front Desk Shell — Laminate Top with Laminate End Panels	75
Executive Bow Front Desk Shell — Laminate Top with Wood End Panels	76
Executive Bow Front Desk Shell — Wood Top with Steel End Panels	77
Executive Bow Front Desk Shell — Wood Top with Laminate End Panels	78
Executive Bow Front Desk Shell — Wood Top with Wood End Panels	79

<b>X Series Returns and Bridges — Catalog Logic</b> .....	80
---	----

## X Series Returns

Pedestal Return — Laminate Top	81
Pedestal Return — Wood Top	82
Return — Laminate Top with Steel End Panel	83
Return — Laminate Top with Laminate End Panel	84
Return — Laminate Top with Wood End Panel	85
Return — Wood Top with Steel End Panel	86
Return — Wood Top with Laminate End Panel	87
Return — Wood Top with Wood End Panel	88

## X Series Bridges

Bridge — Laminate Top	89
Bridge — Wood Top	90

# Table of Contents

## X Series Convergents — Catalog Logic ..... 91

### X Series Convergents

D-Top — Laminate Top with Column and Steel End Panel .....	92
D-Top — Laminate Top with Column and Laminate End Panel .....	93
D-Top — Laminate Top with Column and Wood End Panel .....	94
D-Top — Wood Top with Column and Steel End Panel .....	95
D-Top — Wood Top with Column and Laminate End Panel .....	96
D-Top — Wood Top with Column and Wood End Panel .....	97
D-Top — Laminate Top with Double Support Leg and Steel End Panel .....	98
D-Top — Laminate Top with Double Support Leg and Laminate End Panel .....	99
D-Top — Laminate Top with Double Support Leg and Wood End Panel .....	100
D-Top — Wood Top with Double Support Leg and Steel End Panel .....	101
D-Top — Wood Top with Double Support Leg and Laminate End Panel .....	102
D-Top — Wood Top with Double Support Leg and Wood End Panel .....	103
Curved Wrap-Around D-Top — Laminate Top with Column and Steel End Panels .....	104
Curved Wrap-Around D-Top — Laminate Top with Column and Laminate End Panels .....	105
Curved Wrap-Around D-Top — Laminate Top with Column and Wood End Panels .....	106
Curved Wrap-Around D-Top — Wood Top with Column and Steel End Panels .....	107
Curved Wrap-Around D-Top — Wood Top with Column and Laminate End Panels .....	108
Curved Wrap-Around D-Top — Wood Top with Column and Wood End Panels .....	109
Curved Wrap-Around D-Top — Laminate Top with Double Support Leg and Steel End Panels .....	110
Curved Wrap-Around D-Top — Laminate Top with Double Support Leg and Laminate End Panels .....	111
Curved Wrap-Around D-Top — Laminate Top with Double Support Leg and Wood End Panels .....	112
Curved Wrap-Around D-Top — Wood Top with Double Support Leg and Steel End Panels .....	113
Curved Wrap-Around D-Top — Wood Top with Double Support Leg and Laminate End Panels .....	114
Curved Wrap-Around D-Top — Wood Top with Double Support Leg and Wood End Panels .....	115

## X Series Corners, Extended Corners, Transitional Corners — Catalog Logic ..... 116

### X Series Corners

Corner — Laminate Top with Steel End Panels .....	117
Corner — Laminate Top with Laminate End Panels .....	118
Corner — Laminate Top with Wood End Panels .....	119
Corner — Wood Top with Steel End Panels .....	120
Corner — Wood Top with Laminate End Panels .....	121
Corner — Wood Top with Wood End Panels .....	122
Curved Wrap-Around Corner — Laminate Top with Steel End Panels .....	123
Curved Wrap-Around Corner — Laminate Top with Laminate End Panels .....	124
Curved Wrap-Around Corner — Laminate Top with Wood End Panels .....	125
Curved Wrap-Around Corner — Wood Top with Steel End Panels .....	126
Curved Wrap-Around Corner — Wood Top with Laminate End Panels .....	127
Curved Wrap-Around Corner — Wood Top with Wood End Panels .....	128

## X Series Extended Corners

Extended Curved Wrap-Around Corner — Laminate Top with Steel End Panels .....	129
Extended Curved Wrap-Around Corner — Laminate Top with Laminate End Panels .....	130
Extended Curved Wrap-Around Corner — Laminate Top with Wood End Panels .....	131
Extended Curved Wrap-Around Corner — Wood Top with Steel End Panels .....	132
Extended Curved Wrap-Around Corner — Wood Top with Laminate End Panels .....	133
Extended Curved Wrap-Around Corner — Wood Top with Wood End Panels .....	134
Extended Curved Wrap-Around Pedestal Corner — Laminate Top with Steel End Panel .....	135
Extended Curved Wrap-Around Pedestal Corner — Laminate Top with Laminate End Panel .....	136
Extended Curved Wrap-Around Pedestal Corner — Laminate Top with Wood End Panel .....	137
Extended Curved Wrap-Around Pedestal Corner — Wood Top with Steel End Panel .....	138
Extended Curved Wrap-Around Pedestal Corner — Wood Top with Laminate End Panel .....	139
Extended Curved Wrap-Around Pedestal Corner — Wood Top with Wood End Panel .....	140
Extended Curved Wrap-Around Corner — Laminate Top with Steel Full End Panel .....	141
Extended Curved Wrap-Around Corner — Laminate Top with Laminate Full End Panel .....	142
Extended Curved Wrap-Around Corner — Laminate Top with Wood Full End Panel .....	143
Extended Curved Wrap-Around Corner — Wood Top with Steel Full End Panel .....	144
Extended Curved Wrap-Around Corner — Wood Top with Laminate Full End Panel .....	145
Extended Curved Wrap-Around Corner — Wood Top with Wood Full End Panel .....	146

## X Series Extended Transitional Corners

Extended Transitional Wrap-Around Corner — Laminate Top with Steel End Panels .....	147
Extended Transitional Wrap-Around Corner — Laminate Top with Laminate End Panels .....	148
Extended Transitional Wrap-Around Corner — Laminate Top with Wood End Panels .....	149
Extended Transitional Wrap-Around Corner — Wood Top with Steel End Panels .....	150
Extended Transitional Wrap-Around Corner — Wood Top with Laminate End Panels .....	151
Extended Transitional Wrap-Around Corner — Wood Top with Wood End Panels .....	152
Pedestal-Supported Extended Transitional Wrap-Around Corner — Laminate Top with Steel End Panel .....	154-155
Pedestal-Supported Extended Transitional Wrap-Around Corner — Laminate Top with Laminate End Panel .....	156-157
Pedestal-Supported Extended Transitional Wrap-Around Corner — Laminate Top with Wood End Panel .....	158-159
Pedestal-Supported Extended Transitional Wrap-Around Corner — Wood Top with Steel End Panel .....	160-161
Pedestal-Supported Extended Transitional Wrap-Around Corner — Wood Top with Laminate End Panel .....	162-163
Pedestal-Supported Extended Transitional Wrap-Around Corner — Wood Top with Wood End Panel .....	164-165
Extended Transitional Wrap-Around Corner — Laminate Top with Steel Full End Panel .....	166-167
Extended Transitional Wrap-Around Corner — Laminate Top with Laminate Full End Panel .....	168-169
Extended Transitional Wrap-Around Corner — Laminate Top with Wood Full End Panel .....	170-171

## Table of Contents

Extended Transitional Wrap-Around Corner — Wood Top with Steel Full End Panel .....	172-173
Extended Transitional Wrap-Around Corner — Wood Top with Laminate Full End Panel .....	174-175
Extended Transitional Wrap-Around Corner — Wood Top with Wood Full End Panel .....	176-177
<b>X Series Credenza Tops</b>	
Credenza Top – Laminate and Wood .....	178
<b>X Series and V Series Desk Pedestals — Catalog Logic</b> .....	
179	
<b>X Series and V Series Desk Pedestals</b>	
X Series Desk Pedestal .....	180-181
V Series Desk Pedestal .....	182
<b>X Series Vertical Storage Units — Catalog Logic</b> ...	
183	
<b>X Series Vertical Storage Units</b>	
Open Front Vertical Storage Unit .....	184
Flipper Door Vertical Storage Unit – Steel Front with Steel End Panels .....	185
Flipper Door Vertical Storage Unit – Steel Front with Laminate End Panels .....	186
Flipper Door Vertical Storage Unit – Steel Front with Wood End Panels .....	187
Flipper Door Vertical Storage Unit – Laminate Front with Steel End Panels .....	188
Flipper Door Vertical Storage Unit – Laminate Front with Laminate End Panels .....	189
Flipper Door Vertical Storage Unit – Laminate Front with Wood End Panels .....	190
Flipper Door Vertical Storage Unit – Wood Front with Steel End Panels .....	191
Flipper Door Vertical Storage Unit – Wood Front with Laminate End Panels .....	192
Flipper Door Vertical Storage Unit – Wood Front with Wood End Panels .....	193
Slow-Close Flipper Door Vertical Storage Unit .....	194-195
Single Sliding Door Vertical Storage Unit .....	196-197
Hinged Door Vertical Storage Unit .....	198-199
Vertical Storage Unit Tackboard .....	200
Vertical Storage Unit Slat Rail .....	201
Slat Rail/Tackboard — For VSUs with Steel End Panels .....	202
Slat Rail/Tackboard — For VSUs with Laminate or Wood End Panels .....	202
Shelf Divider .....	202
Vertical Storage Unit Corner Support Bracket .....	203
Vertical Storage Unit Bridge/Return Support Bracket .....	203
<b>X Series Pedestals — Catalog Logic</b> .....	
205	
<b>X Series Pedestals</b>	
Attached Pedestal .....	206-207
Suspended Pedestal .....	208-209
Mobile Pedestal .....	211-213
Tug Pedestal .....	214-215
<b>X Series Pedestal Accessories</b>	
Pencil Tray .....	216
Dividers .....	216
Pedestal Cushion Kit .....	216
Stationary Pedestal Conversion Kit .....	216

## Personal Storage Towers — Catalog Logic .....

217

### X Series 15" Wide Personal Storage Towers

3H Personal Storage Tower with Hinged Door Upper Storage ..	218-219
4H Personal Storage Tower with Hinged Door Upper Storage ..	221-223
4H Personal Storage Tower with Bookcase Upper Storage ....	224-225
5H Personal Storage Tower with Hinged Door Upper Storage ..	226-227
5H Personal Storage Tower with Bookcase Upper Storage ....	228-229

### X Series 24" Wide Personal Storage Towers

2H Personal Storage Tower .....	230-231
3H Personal Storage Tower .....	232-233
3H Personal Storage Tower with Hinged Door Upper Storage ..	234-235
4H Personal Storage Tower with Hinged Door Upper Storage ..	237-239
4H Personal Storage Tower with Bookcase Upper Storage ....	240-241
5H Personal Storage Tower with Hinged Door Upper Storage ..	242-245
5H Personal Storage Tower with Bookcase Upper Storage ....	247-249
6H Personal Storage Tower with Hinged Door Upper Storage ..	250-251
6H Personal Storage Tower with Bookcase Upper Storage ....	252-253

### X Series Personal Storage Tower Accessories

Personal Storage Tower Hinged Door Storage Shelf .....	254
Personal Storage Tower Side Bookcase Shelf .....	254
Personal Storage Tower to Worksurface Bracket .....	254
Personal Storage Tower Boot Tray .....	255
Storage-to-Panel Bracket .....	255

### X Series Lockers — Catalog Logic .....

256

#### X Series Lockers

Single Locker .....	257-261
Double Locker .....	263-265
Double Group Locker .....	266-267
Triple Group Locker .....	268-269
Cubby Locker .....	270-271
Cubby Combination Locker .....	272-273

#### X Series Locker Accessories

Locker Shelf with Personal Drawer .....	274
Drawer Liner .....	274
Locker Shelf with Suspended File Frame .....	274
Locker Shelf .....	275
Cubby Locker Shelf .....	275
Locker Slat Rail .....	275
Locker Boot Tray .....	276
Base Liner .....	276

### Belong Work Tools — Accessories

Magnet Board .....	277
Magnet Hooks .....	277
Magnet Hook .....	277
Round Peg Magnets .....	277
Mirror .....	277

### X Series 1.5 Filing & Storage — Catalog Logic .....

279

#### X Series 1.5H Filing & Storage

1.5H Lateral File – Proud Front .....	280-281
1.5H Combination File – Proud Front .....	282-283
1.5H Storage Cabinet with Hinged Doors – Proud Front ...	284-285
1.5H Open Storage Case – Proud Top .....	286
1.5H Lateral File – Inset Front .....	286
1.5H Combination File – Inset Front .....	287
1.5H Open Storage Case – Inset Top .....	287
Cushion .....	288
Base Liner .....	288



# Table of Contents

<b>X Series Lateral Files — Catalog Logic</b>	289	<b>X Series Combination Units — Catalog Logic</b>	329
<b>X Series Lateral Files</b>		<b>X Series Combination Units</b>	
2H Lateral File – Proud Style – Attached	290	2H Combination Unit – Attached	330
2H Lateral File – Proud Style	291	2H Combination Unit with Hinged Door – Attached	332-333
3H Lateral File – Proud Style	292	2H Combination Unit	334
4H Lateral File – Proud Style	293	2H Combination Unit with Hinged Door	336-337
5H Lateral File – Proud Style	294	2H Combination Unit with Open Shelf	338
5H Lateral File – Proud Style with Hinged Doors	295	3H Combination Unit	339
2H Lateral File – Inset Style – Attached	296	4H Combination Unit with One Lateral File Drawer	340
2H Lateral File – Inset Style	297	4H Combination Unit with Two Lateral File Drawers	341
3H Lateral File – Inset Style	298	5H Combination Unit with Two Lateral File Drawers	342
4H Lateral File – Inset Style	299	5H Combination Unit with Three Lateral File Drawers	343
5H Lateral File – Inset Style	300		
5H Lateral File – Inset Style with Receding Door	301	<b>X Series Combination Unit Accessories</b>	
5H Lateral File – Inset Style with Sliding Doors	302	Worksurface Height Adjustment Kit for Attached Combination Unit	344
Lateral File Tops — for use with Proud Fronts	303-304	Storage Shelf	344
Lateral File Tops — for use with Inset Style Fronts	305-306	Storage Shelves	344
		Filing Kit	344
<b>Accessories</b>		<b>X Series Combination Units with Valet</b>	
Drawer Insert	307	5H Combination Unit with Valet — 30" Wide	346-347
PDA Tray	308	5H Combination Unit with Valet — 42" Wide	348-349
Dividers	308		
Personal Tray	308	<b>X Series Combination Units/Valet Accessories</b>	
Pencil Tray	309	Storage Shelf	350
Drawer Liner	309	Valet Shelf	350
Front-to-Back Hanging Bars	310	Filing Kit	350
Side-to-Side Hanging Bars	310		
Dividers	310	<b>X Series Storage Cabinets — Catalog Logic</b>	351
Compressor	310	<b>X Series Storage Cabinets</b>	
Counterweight	311	2H Storage Cabinet — Attached	352
Worksurface Height Adjustment Kit for Attached Lateral File	311	2H Storage Cabinet	353
U Channel Divider	311	3H Storage Cabinet	354
Dividers	311	4H Storage Cabinet	354
		5H Storage Cabinet	355
<b>X Series Filing &amp; Storage with Individually Locking Drawers — Catalog Logic</b>	313	<b>X Series Wardrobes — Catalog Logic</b>	357
<b>X Series Filing &amp; Storage with Individually Locking Drawers</b>		<b>X Series Wardrobes</b>	
Attached Pedestal with Individually Locking Drawers	314	4H Wardrobe	358
Suspended Pedestal with Individually Locking Drawers	315	5H Wardrobe	358
Mobile Pedestal with Individually Locking Drawers	316		
Tug Pedestal with Individually Locking Drawers	317	<b>X Series Storage Cabinet/Wardrobe Accessories</b>	
4H Personal Storage Tower with Individually Locking Drawers and Hinged Door Upper Storage	318	Worksurface Height Adjustment Kit for Attached Storage Cabinet	359
4H Personal Storage Tower with Individually Locking Drawers and Bookcase Upper Storage	319	Storage Cabinet/Wardrobe Shelf	359
5H Personal Storage Tower with Individually Locking Drawers and Hinged Door Upper Storage	320-321	Storage Cabinet Coat Rod	359
5H Personal Storage Tower with Individually Locking Drawers and Bookcase	322		
2H Lateral File with Individually Locking Drawers – Proud Style – Attached	323	<b>X Series Bookcases</b>	
2H Lateral File with Individually Locking Drawers – Proud Style – Freestanding	324	2H Bookcase	360
3H Lateral File with Individually Locking Drawers – Proud Style	325	3H Bookcase	360
4H Lateral File with Individually Locking Drawers – Proud Style	326	4H Bookcase	361
5H Lateral File with Individually Locking Drawers – Proud Style	327	5H Bookcase	361
5H Lateral File with Individually Locking Drawers and Hinged Doors – Proud Style	328	Bookcase Shelf	361
		<b>Recycling Solutions</b>	
		Recycling Solutions	362
		Recycling/Trash Bin	362
		Recycle Bin Carriage	362
		<b>V Series Pedestals — Catalog Logic</b>	363
		<b>V Series Attached Pedestals</b>	
		Attached Pedestal	364
		Suspended Pedestal	365

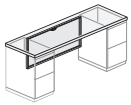
# Table of Contents

---

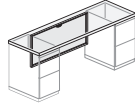
<b>V Series Mobile Pedestals</b>	
Mobile Pedestal .....	366
Filing Kits .....	366
<b>V Series Personal Storage Towers — Catalog Logic ..</b>	
367	
<b>V Series Personal Storage Towers with Upper Storage</b>	
4H Personal Storage Tower with Hinged Door Upper Storage ...	368
4H Personal Storage Tower with Bookcase Upper Storage .....	369
5H Personal Storage Tower with Hinged Door Upper Storage ...	370
5H Personal Storage Tower with Bookcase Upper Storage .....	371
<b>V Series Lateral Files — Catalog Logic .....</b>	
373	
<b>V Series Lateral Files</b>	
2H Lateral File – Attached .....	374
2H Lateral File – Freestanding .....	375
3H Lateral File – Freestanding .....	375
4H Lateral File – Freestanding .....	375
5H Lateral File – Freestanding .....	375
5H Lateral File – Freestanding .....	376
5H Lateral File – Freestanding with Top Receding Door and Roll-Out Shelf .....	376
<b>Finishes and Fabrics</b>	
Finish/Color Legend .....	507
Vertical Fabrics/Color Legend .....	508-509
Seat Fabrics/Color Legend .....	510-511
<b>Customer’s Own Material</b>	
COM Yardage Requirements .....	512-513
<b>Terms of Sale</b>	
North American .....	514-517
<b>Index</b> .....	518-526
<b>Warranty Policy</b> .....	Inside Back Cover



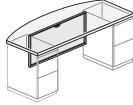
## Statement of Line

**X Series Double Pedestal Desks — pages 24-31**

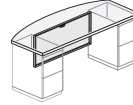
**JDSL-JAANDS**  
Standard Rectangular  
Double Pedestal Desk —  
Laminate Top



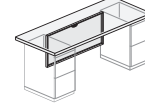
**JDSW-KAANDS**  
Standard Rectangular  
Double Pedestal Desk —  
Wood Top



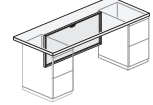
**JDGL-JAANDS**  
Standard Bow Front  
Double Pedestal Desk —  
Laminate Top



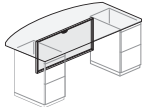
**JDGW-KAANDS**  
Standard Bow Front  
Double Pedestal Desk —  
Wood Top



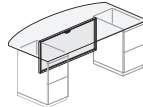
**JDXL-JAANDS**  
Executive Rectangular  
Double Pedestal Desk —  
Laminate Top



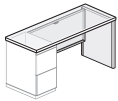
**JDXW-KAANDS**  
Executive Rectangular  
Double Pedestal Desk —  
Wood Top



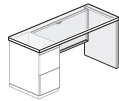
**JDHL-JAANDS**  
Executive Bow Front  
Double Pedestal Desk —  
Laminate Top



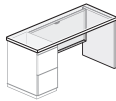
**JDHW-KAANDS**  
Executive Bow Front  
Double Pedestal Desk —  
Wood Top

**X Series Single Pedestal Desks — pages 32-55**

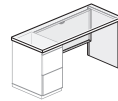
**JDSL-JAFSDS**  
Standard Rectangular  
Single Pedestal Desk —  
Laminate Top with Steel  
End Panel



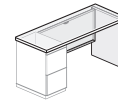
**JDSL-JAFLDS**  
Standard Rectangular  
Single Pedestal Desk —  
Laminate Top with  
Laminate End Panel



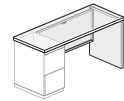
**JDSL-JAFWDS**  
Standard Rectangular  
Single Pedestal Desk —  
Laminate Top with Wood  
End Panel



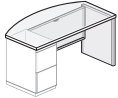
**JDSW-KAFSDS**  
Standard Rectangular  
Single Pedestal Desk —  
Wood Top with Steel End  
Panel



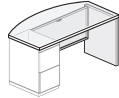
**JDSW-KAFLDS**  
Standard Rectangular  
Single Pedestal Desk —  
Wood Top with Laminate  
End Panel



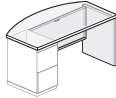
**JDSW-KAFWDS**  
Standard Rectangular  
Single Pedestal Desk —  
Wood Top with Wood End  
Panel



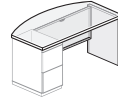
**JDGL-JAFSDS**  
Standard Bow Front Single  
Pedestal Desk — Laminate  
Top with Steel End Panel



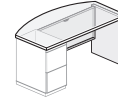
**JDGL-JAFLDS**  
Standard Bow Front Single  
Pedestal Desk — Laminate  
Top with Laminate End  
Panel



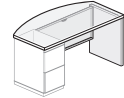
**JDGL-JAFWDS**  
Standard Bow Front Single  
Pedestal Desk — Laminate  
Top with Wood End Panel



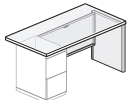
**JDGW-KAFSDS**  
Standard Bow Front Single  
Pedestal Desk — Wood Top  
with Steel End Panel



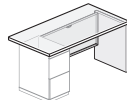
**JDGW-KAFLDS**  
Standard Bow Front Single  
Pedestal Desk — Wood Top  
with Laminate End Panel



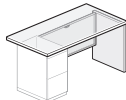
**JDGW-KAFWDS**  
Standard Bow Front Single  
Pedestal Desk — Wood Top  
with Wood End Panel



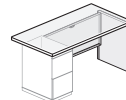
**JDXL-JAFSDS**  
Executive Rectangular  
Single Pedestal Desk —  
Laminate Top with Steel  
End Panel



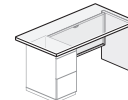
**JDXL-JAFLDS**  
Executive Rectangular  
Single Pedestal Desk —  
Laminate Top with  
Laminate End Panel



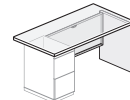
**JDXL-JAFWDS**  
Executive Rectangular  
Single Pedestal Desk —  
Laminate Top with Wood  
End Panel



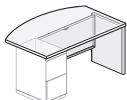
**JDXW-KAFSDS**  
Executive Rectangular  
Single Pedestal Desk —  
Wood Top with Steel End  
Panel



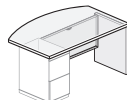
**JDXW-KAFLDS**  
Executive Rectangular  
Single Pedestal Desk —  
Wood Top with Laminate  
End Panel



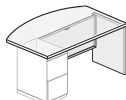
**JDXW-KAFWDS**  
Executive Rectangular Single  
Pedestal Desk — Wood Top  
with Wood End Panel



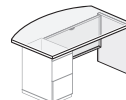
**JDHL-JAFSDS**  
Executive Bow Front Single  
Pedestal Desk — Laminate  
Top with Steel End Panel



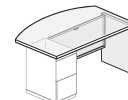
**JDHL-JAFLDS**  
Executive Bow Front Single  
Pedestal Desk — Laminate  
Top with Laminate End  
Panel



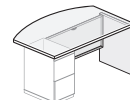
**JDHL-JAFWDS**  
Executive Bow Front Single  
Pedestal Desk — Laminate  
Top with Wood End Panel



**JDHW-KAFSDS**  
Executive Bow Front Single  
Pedestal Desk — Wood Top  
with Steel End Panel



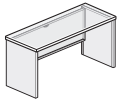
**JDHW-KAFLDS**  
Executive Bow Front Single  
Pedestal Desk — Wood Top  
with Laminate End Panel



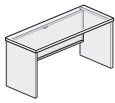
**JDHW-KAFWDS**  
Executive Bow Front Single  
Pedestal Desk — Wood Top  
with Wood End Panel

## Statement of Line

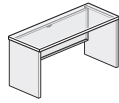
### X Series Desk Shells — pages 56-79



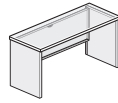
**JDSL-JFFSDS**  
Standard Rectangular  
Desk Shell — Laminate Top  
with Steel End Panels



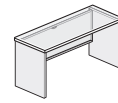
**JDSL-JFFLDS**  
Standard Rectangular  
Desk Shell — Laminate Top  
with Laminate End Panels



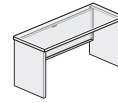
**JDSL-JFFWDS**  
Standard Rectangular  
Desk Shell — Laminate Top  
with Wood End Panels



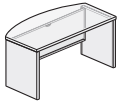
**JDSW-KFFSDS**  
Standard Rectangular  
Desk Shell — Wood Top  
with Steel End Panels



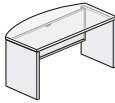
**JDSW-KFFLDS**  
Standard Rectangular  
Desk Shell — Wood Top  
with Laminate End Panels



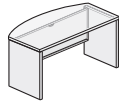
**JDSW-KFFWDS**  
Standard Rectangular  
Desk Shell — Wood Top  
with Wood End Panels



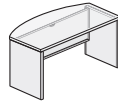
**JDGL-JFFSDS**  
Standard Bow Front Desk  
Shell — Laminate Top with  
Steel End Panels



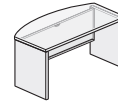
**JDGL-JFFLDS**  
Standard Bow Front Desk  
Shell — Laminate Top with  
Laminate End Panels



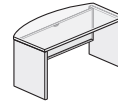
**JDGL-JFFWDS**  
Standard Bow Front Desk  
Shell — Laminate Top with  
Wood End Panels



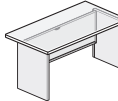
**JDGW-KFFSDS**  
Standard Bow Front Desk  
Shell — Wood Top with  
Steel End Panels



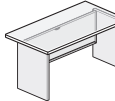
**JDGW-KFFLDS**  
Standard Bow Front Desk  
Shell — Wood Top with  
Laminate End Panels



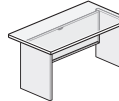
**JDGW-KFFWDS**  
Standard Bow Front Desk  
Shell — Wood Top with  
Wood End Panels



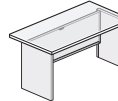
**JDXL-JFFSDS**  
Executive Rectangular  
Desk Shell — Laminate Top  
with Steel End Panels



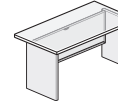
**JDXL-JFFLDS**  
Executive Rectangular  
Desk Shell — Laminate Top  
with Laminate End Panels



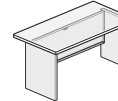
**JDXL-JFFWDS**  
Executive Rectangular  
Desk Shell — Laminate Top  
with Wood End Panels



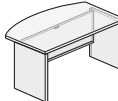
**JDXW-KFFSDS**  
Executive Rectangular  
Desk Shell — Wood Top  
with Steel End Panels



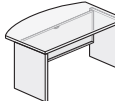
**JDXW-KFFLDS**  
Executive Rectangular  
Desk Shell — Wood Top  
with Laminate End Panels



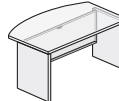
**JDXW-KFFWDS**  
Executive Rectangular  
Desk Shell — Wood Top  
with Wood End Panels



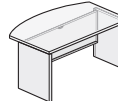
**JDHL-JFFSDS**  
Executive Bow Front Desk  
Shell — Laminate Top with  
Steel End Panels



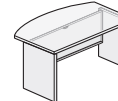
**JDHL-JFFLDS**  
Executive Bow Front Desk  
Shell — Laminate Top with  
Laminate End Panels



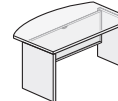
**JDHL-JFFWDS**  
Executive Bow Front Desk  
Shell — Laminate Top with  
Wood End Panels



**JDHW-KFFSDS**  
Executive Bow Front Desk  
Shell — Wood Top with  
Steel End Panels

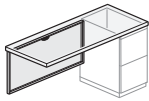


**JDHW-KFFLDS**  
Executive Bow Front Desk  
Shell — Wood Top with  
Laminate End Panels

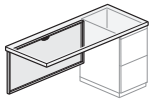


**JDHW-KFFWDS**  
Executive Bow Front Desk  
Shell — Wood Top with  
Wood End Panels

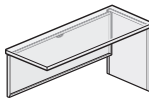
### X Series Returns — pages 81-88



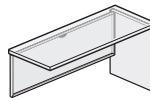
**JDRL-JNANDSS**  
Pedestal Return —  
Laminate Top



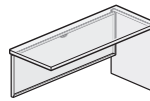
**JDRW-KNANDSS**  
Pedestal Return —  
Wood Top



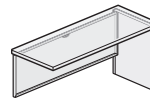
**JDRL-JNFSDDS**  
Return — Laminate  
Top with Steel End  
Panel



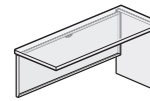
**JDRL-JNFLDSS**  
Return — Laminate  
Top with Laminate  
End Panel



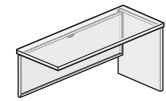
**JDRL-JNFWDDS**  
Return — Laminate  
Top with Wood End  
Panel



**JDRW-KNFSDDS**  
Return — Wood Top  
with Steel End  
Panel

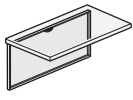


**JDRW-KNFLDSS**  
Return — Wood Top  
with Laminate End  
Panel

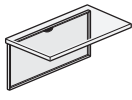


**JDRW-KNFWDDS**  
Return — Wood Top  
with Wood End  
Panel

### X Series Bridges — pages 89-90



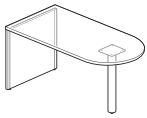
**JDBL-JNNNDSS**  
Laminate Top



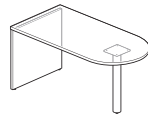
**JDBW-KNNNDSS**  
Wood Top

## Statement of Line

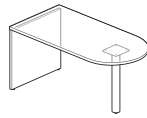
## X Series Convergents — pages 92-115



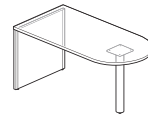
JDDL-JDS  
D-Top — Laminate Top  
with Column and Steel End  
Panel



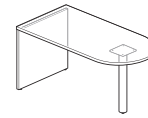
JDDL-JDFL  
D-Top — Laminate Top  
with Column and Laminate  
End Panel



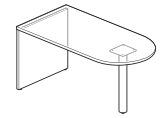
JDDL-JDFW  
D-Top — Laminate Top  
with Column and Wood  
End Panel



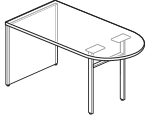
JDDW-KDFS  
D-Top — Wood Top with  
Column and Steel End  
Panel



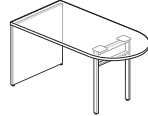
JDDW-KDFL  
D-Top — Wood Top with  
Column and Laminate End  
Panel



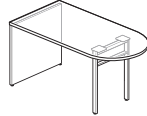
JDDW-KDFW  
D-Top — Wood Top with  
Column and Wood End  
Panel



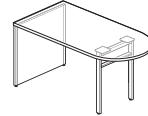
JDDL-JBFSNN  
JDDL-JBLSDS  
JDDL-JBRSDS  
D-Top — Laminate Top  
with Double Support Leg  
and Steel End Panel



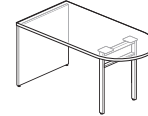
JDDL-JBFLNN  
JDDL-JBLLDS  
JDDL-JBRLDS  
D-Top — Laminate Top  
with Double Support Leg  
and Laminate End Panel



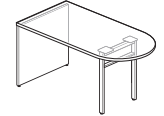
JDDL-JBFWNN  
JDDL-JBLWDS  
JDDL-JBRWDS  
D-Top — Laminate Top  
with Double Support Leg  
and Wood End Panel



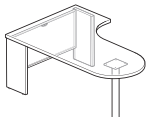
JDDW-KBFSNN  
JDDW-KBLSDS  
JDDW-KBRSDS  
D-Top — Wood Top with  
Double Support Leg and  
Steel End Panel



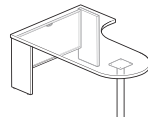
JDDW-KBFLNN  
JDDW-KBLLDS  
JDDW-KBRLDS  
D-Top — Wood Top with  
Double Support Leg and  
Laminate End Panel



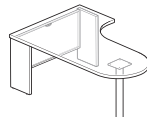
JDDW-KBFWNN  
JDDW-KBLWDS  
JDDW-KBRWDS  
D-Top — Wood Top with  
Double Support Leg and  
Wood End Panel



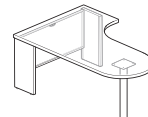
JDDL-JBFSNN  
JDDL-JBLSDS  
JDDL-JBRSDS  
D-Top — Laminate Top  
with Double Support Leg  
and Steel End Panel



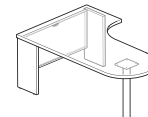
JDDL-JBFLNN  
JDDL-JBLLDS  
JDDL-JBRLDS  
D-Top — Laminate Top  
with Double Support Leg  
and Laminate End Panel



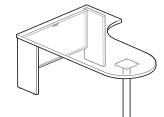
JDDL-JBFWNN  
JDDL-JBLWDS  
JDDL-JBRWDS  
D-Top — Laminate Top  
with Double Support Leg  
and Wood End Panel



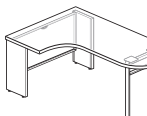
JDDW-KBFSNN  
JDDW-KBLSDS  
JDDW-KBRSDS  
D-Top — Wood Top with  
Double Support Leg and  
Steel End Panel



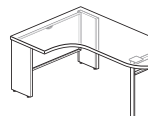
JDDW-KBFLNN  
JDDW-KBLLDS  
JDDW-KBRLDS  
D-Top — Wood Top with  
Double Support Leg and  
Laminate End Panel



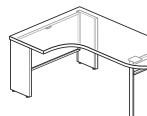
JDDW-KBFWNN  
JDDW-KBLWDS  
JDDW-KBRWDS  
D-Top — Wood Top with  
Double Support Leg and  
Wood End Panel



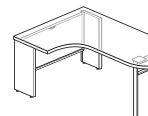
JDDL-JBFSNN  
JDDL-JBLSDS  
JDDL-JBRSDS  
D-Top — Laminate Top  
with Double Support Leg  
and Steel End Panel



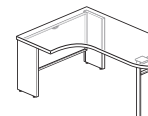
JDDL-JBFLNN  
JDDL-JBLLDS  
JDDL-JBRLDS  
D-Top — Laminate Top  
with Double Support Leg  
and Laminate End Panel



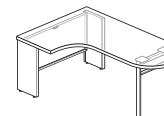
JDDL-JBFWNN  
JDDL-JBLWDS  
JDDL-JBRWDS  
D-Top — Laminate Top  
with Double Support Leg  
and Wood End Panel



JDDW-KBFSNN  
JDDW-KBLSDS  
JDDW-KBRSDS  
D-Top — Wood Top with  
Double Support Leg and  
Steel End Panel



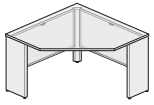
JDDW-KBFLNN  
JDDW-KBLLDS  
JDDW-KBRLDS  
D-Top — Wood Top with  
Double Support Leg and  
Laminate End Panel



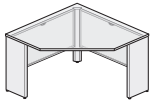
JDDW-KBFWNN  
JDDW-KBLWDS  
JDDW-KBRWDS  
D-Top — Wood Top with  
Double Support Leg and  
Wood End Panel

# Statement of Line

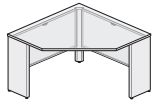
## X Series Corners — pages 117-128



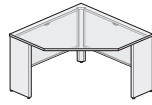
**JDKL-JHHS44**  
Corner — Laminate Top  
with Steel End Panels



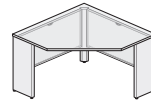
**JDKL-JHHL44**  
Corner — Laminate Top  
with Laminate End Panels



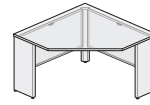
**JDKL-JHHW44**  
Corner — Laminate Top  
with Wood End Panels



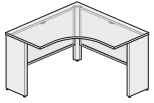
**JDKW-KHHS44**  
Corner — Wood Top with  
Steel End Panels



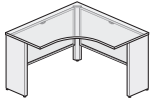
**JDKW-KHHL44**  
Corner — Wood Top with  
Laminate End Panels



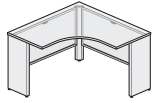
**JDKW-KHHW44**  
Corner — Wood Top with  
Wood End Panels



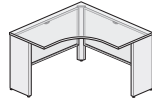
**JDAL-JHHS44**  
Curved Wrap-Around  
Corner — Laminate Top  
with Steel End Panels



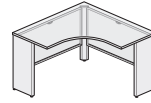
**JDAL-JHHL44**  
Curved Wrap-Around  
Corner — Laminate Top  
with Laminate End Panels



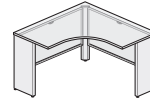
**JDAL-JHHW44**  
Curved Wrap-Around  
Corner — Laminate Top  
with Wood End Panels



**JDAW-KHHS44**  
Curved Wrap-Around  
Corner — Wood Top with  
Steel End Panels

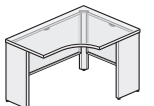


**JDAW-KHHL44**  
Curved Wrap-Around  
Corner — Wood Top with  
Laminate End Panels

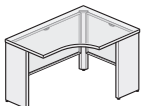


**JDAW-KHHW44**  
Curved Wrap-Around  
Corner — Wood Top with  
Wood End Panels

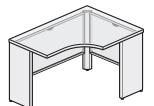
## X Series Extended Corners — pages 129-146



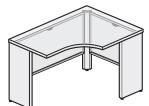
**JDAL-JHLS44**  
**JDAL-JHRS44**  
Extended Curved  
Wrap-Around  
Corner — Laminate  
Top with Steel End  
Panels



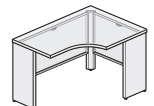
**JDAL-JHLL44**  
**JDAL-JHRL44**  
Extended Curved  
Wrap-Around  
Corner — Laminate  
Top with Laminate  
End Panels



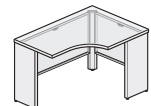
**JDAL-JHLW44**  
**JDAL-JHRW44**  
Extended Curved  
Wrap-Around  
Corner — Laminate  
Top with Wood  
End Panels



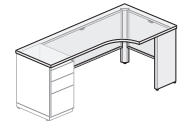
**JDAW-KHLS44**  
**JDAW-KHRS44**  
Extended Curved  
Wrap-Around  
Corner — Wood Top  
with Steel End Panels



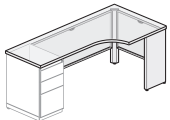
**JDAW-KHLL44**  
**JDAW-KHRL44**  
Extended Curved  
Wrap-Around  
Corner — Wood Top  
with Laminate  
End Panels



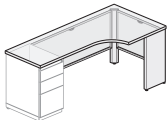
**JDAW-KHLW44**  
**JDAW-KHRW44**  
Extended Curved  
Wrap-Around  
Corner — Wood Top  
with Wood End Panels



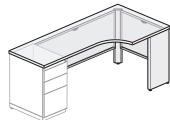
**JDAL-JALS44**  
**JDAL-JARSD44**  
Extended Curved  
Wrap-Around Pedestal  
Corner — Laminate  
Top with Steel End  
Panel



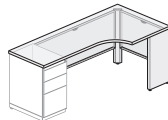
**JDAL-JALL44**  
**JDAL-JARL44**  
Extended Curved  
Wrap-Around Pedestal  
Corner — Laminate  
Top with Laminate  
End Panel



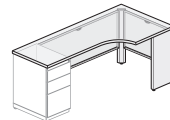
**JDAL-JALW44**  
**JDAL-JARW44**  
Extended Curved  
Wrap-Around Pedestal  
Corner — Laminate  
Top with Wood  
End Panel



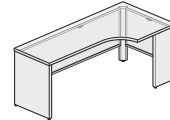
**JDAW-KALS44**  
**JDAW-KARSD44**  
Extended Curved  
Wrap-Around Pedestal  
Corner — Wood Top  
with Steel End Panel



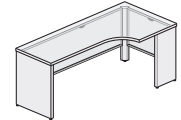
**JDAW-KALL44**  
**JDAW-KARL44**  
Extended Curved  
Wrap-Around Pedestal  
Corner — Wood Top  
with Laminate  
End Panel



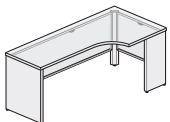
**JDAW-KALW44**  
**JDAW-KARW44**  
Extended Curved  
Wrap-Around Pedestal  
Corner — Wood Top  
with Wood End Panel



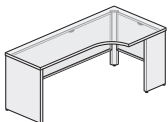
**JDAL-JFLS44**  
**JDAL-JFRS44**  
Extended Curved  
Wrap-Around  
Corner — Laminate  
Top with Steel Full  
End Panel



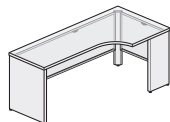
**JDAL-JFLD44**  
**JDAL-JFRD44**  
Extended Curved  
Wrap-Around  
Corner — Laminate  
Top with Laminate  
Full End Panel



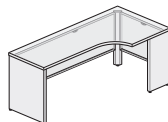
**JDAL-JFLW44**  
**JDAL-JFRW44**  
Extended Curved  
Wrap-Around  
Corner — Laminate  
Top with Wood Full  
End Panel



**JDAW-KFLS44**  
**JDAW-KFRS44**  
Extended Curved  
Wrap-Around  
Corner — Wood Top  
with Steel Full  
End Panel

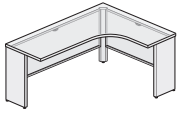


**JDAW-KFLD44**  
**JDAW-KFRD44**  
Extended Curved  
Wrap-Around  
Corner — Wood Top  
with Laminate Full  
End Panel

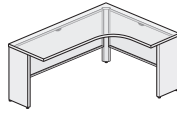


**JDAW-KFLW44**  
**JDAW-KFRW44**  
Extended Curved  
Wrap-Around  
Corner — Wood Top  
with Wood Full  
End Panel

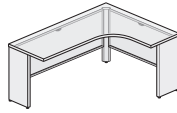
## Statement of Line

**X Series Extended Transitional Corners** — pages 147-177

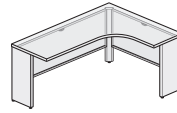
**JDAL-JHLSDS**  
Extended Transitional  
Wrap-Around Corner —  
Laminate Top with Steel  
End Panels



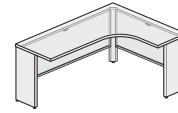
**JDAL-JHLLDS**  
Extended Transitional  
Wrap-Around Corner —  
Laminate Top with  
Laminate End Panels



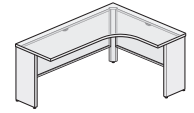
**JDAL-JHLWDS**  
Extended Transitional  
Wrap-Around Corner —  
Laminate Top with Wood  
End Panels



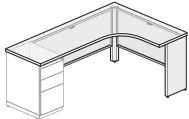
**JDAW-KHLSDS**  
Extended Transitional  
Wrap-Around Corner —  
Wood Top with Steel End  
Panels



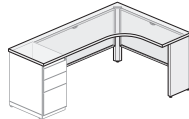
**JDAW-KHLLDS**  
Extended Transitional  
Wrap-Around Corner —  
Wood Top with Laminate  
End Panels



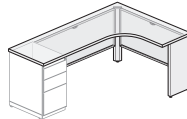
**JDAW-KHLWDS**  
Extended Transitional  
Wrap-Around Corner —  
Wood Top with Wood End  
Panels



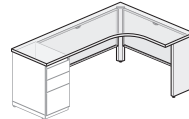
**JDAL-JALSLS**  
Pedestal-Supported  
Extended Transitional  
Wrap-Around Corner —  
Laminate Top with Steel  
End Panel



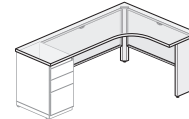
**JDAL-JALLDS**  
Pedestal-Supported  
Extended Transitional  
Wrap-Around Corner —  
Laminate Top with  
Laminate End Panel



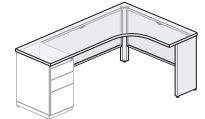
**JDAL-JALWDS**  
Pedestal-Supported  
Extended Transitional  
Wrap-Around Corner —  
Laminate Top with Wood  
End Panel



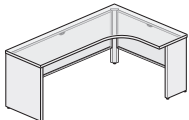
**JDAW-KALSLS**  
Pedestal-Supported  
Extended Transitional  
Wrap-Around Corner —  
Wood Top with Steel End  
Panel



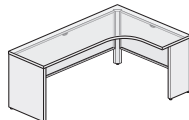
**JDAW-KALLDS**  
Pedestal-Supported  
Extended Transitional  
Wrap-Around Corner —  
Wood Top with Laminate  
End Panel



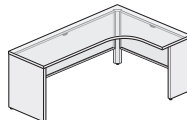
**JDAW-KALWDS**  
Pedestal-Supported  
Extended Transitional  
Wrap-Around Corner —  
Wood Top with Wood End  
Panel



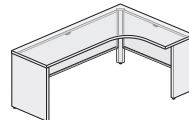
**JDAL-JFLSDS**  
Extended Transitional  
Wrap-Around Corner —  
Laminate Top with Steel  
Full End Panel



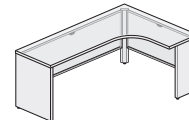
**JDAL-JFLLLDS**  
Extended Transitional  
Wrap-Around Corner —  
Laminate Top with  
Laminate Full End Panel



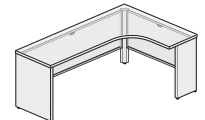
**JDAL-JFLWDS**  
Extended Transitional  
Wrap-Around Corner —  
Laminate Top with Wood  
Full End Panel



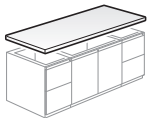
**JDAW-KFLSDS**  
Extended Transitional  
Wrap-Around Corner —  
Wood Top with Steel Full  
End Panel



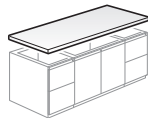
**JDAW-KFLLLDS**  
Extended Transitional  
Wrap-Around Corner —  
Wood Top with Laminate  
Full End Panel



**JDAW-KFLWDS**  
Extended Transitional  
Wrap-Around Corner —  
Wood Top with Wood Full  
End Panel

**X Series Credenza Tops** — page 178

**JDLS**  
Credenza Top - Laminate



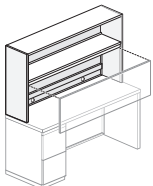
**JDWS**  
Credenza Top - Wood



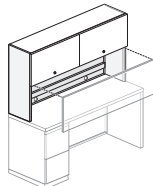
**JPDQ**  
X Series Desk Pedestal



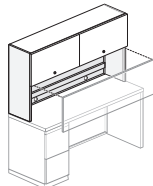
**VPDH**  
V Series Desk Pedestal

**X Series Vertical Storage Units** — pages 184-203

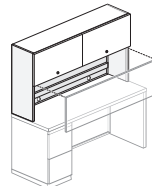
**JUNN**  
Open Front Vertical  
Storage Unit



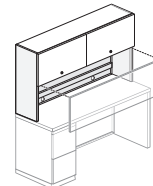
**JUFS-SL**  
Flipper Door Vertical  
Storage Unit - Steel Front  
with Steel End Panels



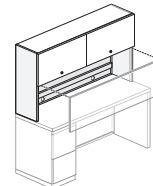
**JUFS-LL**  
Flipper Door Vertical  
Storage Unit - Steel Front  
with Laminate End Panels



**JUFS-WL**  
Flipper Door Vertical  
Storage Unit - Steel Front  
with Wood End Panels



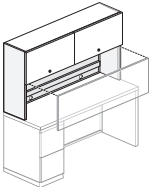
**JUFL-SL**  
Flipper Door Vertical  
Storage Unit - Laminate  
Front with Steel End  
Panels



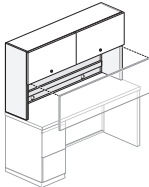
**JUFL-LL**  
Flipper Door Vertical  
Storage Unit - Laminate  
Front with Laminate End  
Panels

Statement of Line

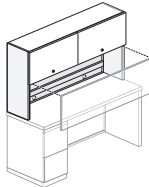
X Series Vertical Storage Units (cont'd)— pages 184-203



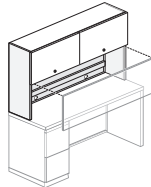
JUFL-WL  
Flipper Door Vertical Storage Unit – Laminate Front with Wood End Panels



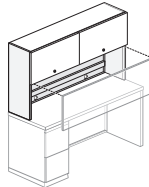
JUFW-SL  
Flipper Door Vertical Storage Unit – Wood Front with Steel End Panels



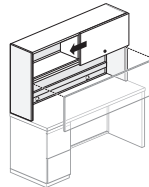
JUFW-LL  
Flipper Door Vertical Storage Unit – Wood Front with Laminate End Panels



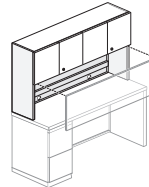
JUFW-WL  
Flipper Door Vertical Storage Unit – Wood Front with Wood End Panels



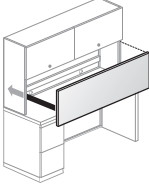
JUSL-SL  
Slow-Close Flipper Door Vertical Storage Unit



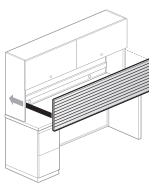
JUHS-SL  
Single Sliding Door Vertical Storage Unit



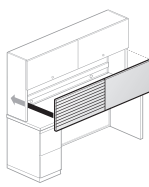
JUKS-SL  
Hinged Door Vertical Storage Unit



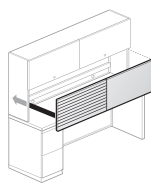
JTVS  
Vertical Storage Unit Tackboard




JSVS-18  
Vertical Storage Unit Slat Rail



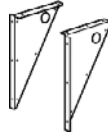
JCVS-18  
Slat Rail/Tackboard — For VSUs with Steel End Panels




JCVL-18  
Slat Rail/Tackboard — For VSUs with Laminate or Wood End Panels



NADR-8  
Shelf Divider

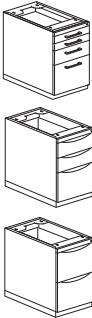


JABB-L  
JABB-R  
Vertical Storage Unit Corner Support Bracket

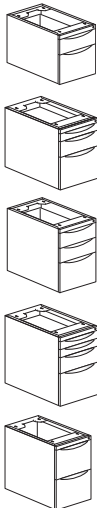


JABR-L  
JABR-R  
Vertical Storage Unit Bridge/Return Support Bracket


X Series Pedestals — pages 206-215




JPAQ-24  
JPAH-24  
JPAJ-24  
Attached Pedestal



JPHA-24  
JPHP-24  
JPHH-24  
JPHQ-24  
JPHJ-24  
Suspended Pedestal

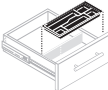


JPMA-24  
JPMP-24  
JPMH-24  
JPMQ-24  
JPMJ-24  
Mobile Pedestal

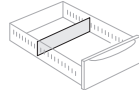


JPTA-24  
JPTP-24  
JPTH-24  
JPTQ-24  
Tug Pedestal


X Series Pedestal Accessories — page 216



JPTA-6  
Pencil Tray



JBDA-6  
Dividers

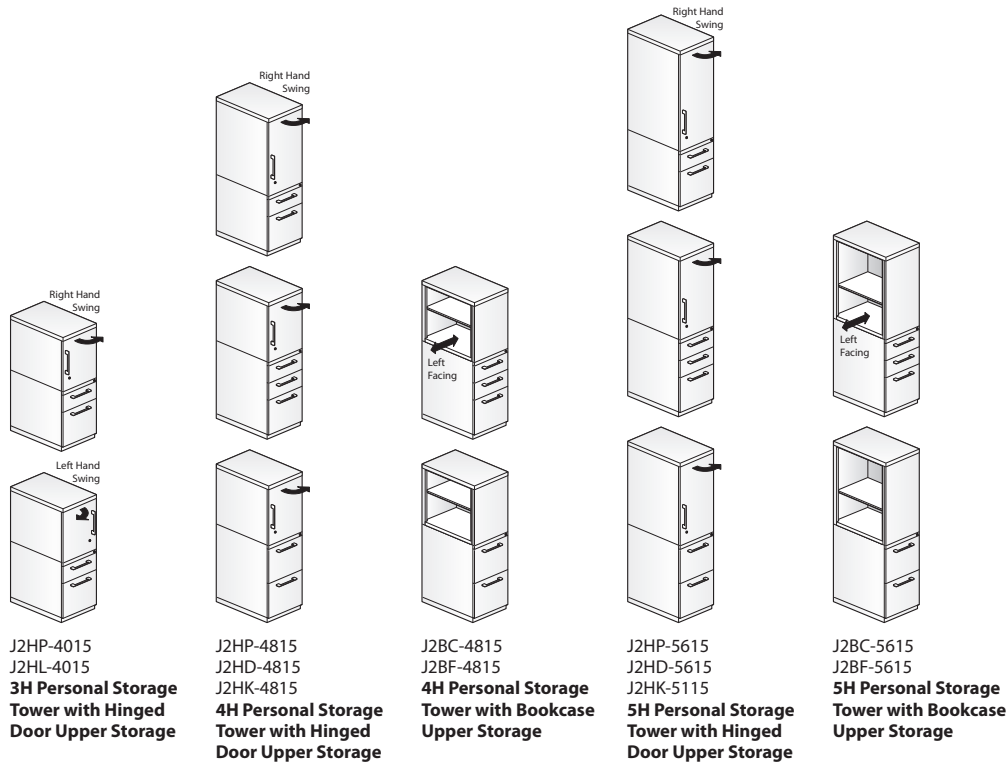


JCTB-24  
Pedestal Cushion Kit

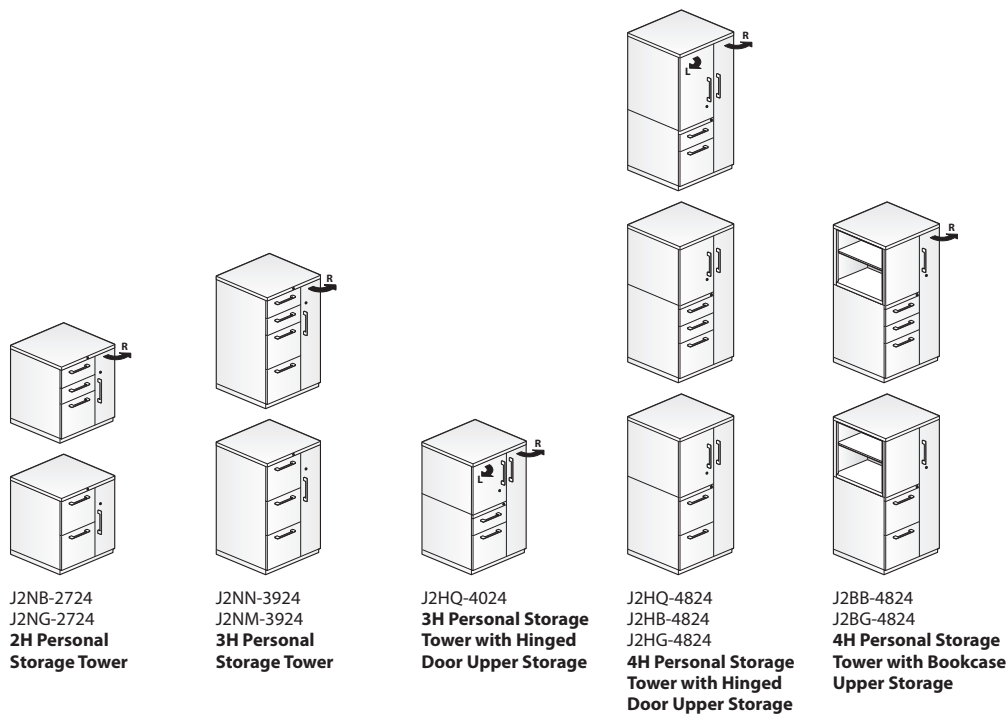


## Statement of Line

## X Series 15" Wide Personal Storage Towers — pages 218-229

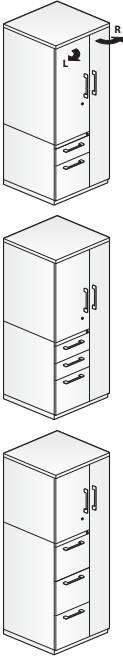


## X Series 24" Wide Personal Storage Towers — pages 230-253

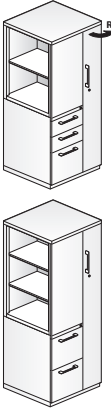


Statement of Line

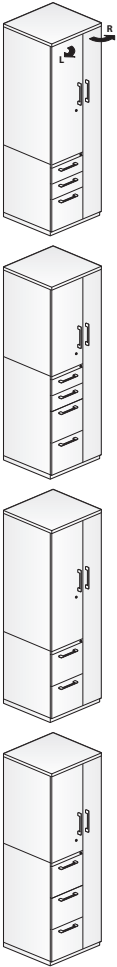
X Series 24" Wide Personal Storage Towers (cont'd) — pages 230-253



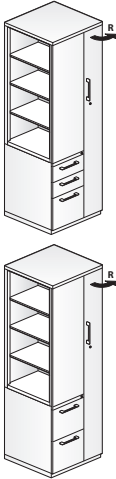
J2HQ-5624  
J2HB-5624  
J2HM-6324  
**5H Personal Storage Tower with Hinged Door Upper Storage**



J2BB-5624  
J2BG-6324  
**5H Personal Storage Tower with Bookcase Upper Storage**

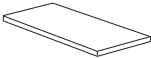


J2HB-7324  
J2HN-7324  
J2HG-7324  
J2HM-7324  
**6H Personal Storage Tower with Hinged Door Upper Storage**

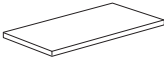


J2BB-7324  
J2BG-7324  
**Personal Storage Tower Hinged Door Storage Shelf**  
**6H Personal Storage**


X Series Personal Storage Tower Accessories — page 254-255



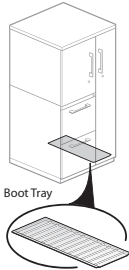
JTSA-15  
**Personal Storage Tower Hinged Door Storage Shelf**



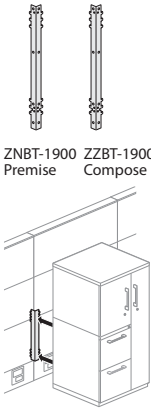
JTSA-24  
**Personal Storage Tower Side Bookcase Shelf**



ZJBB  
**Personal Storage Tower to Worksurface Bracket**



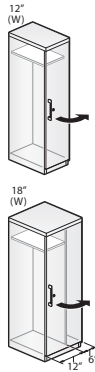
JAT-2409  
**Personal Storage Tower Boot Tray**



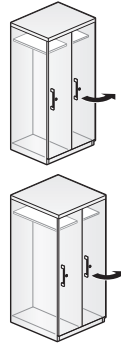
ZNBT-1900 Premise  
ZZBT-1900 Compose  
**Storage-to-Panel Bracket**

# Statement of Line

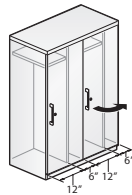
## X Series Lockers — pages 257-273



JA18-5112-R  
JA18-5118-R  
**Single Locker**



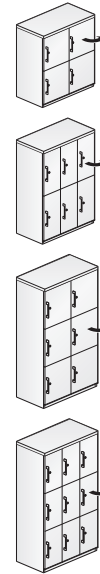
JA18-5124-R  
JA24-5124-R  
**Double Locker**



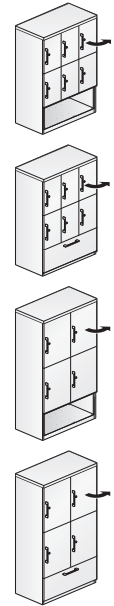
JA18-5136-W  
**Double Group Locker**



JA18-5136-Y  
**Triple Group Locker**

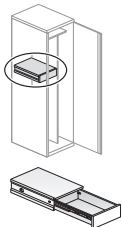


JA18-3936-AR  
JA18-5136-GR  
JA18-6336-GR  
JA18-6336-NR  
**Cubby Locker**

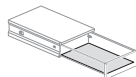


JA18-5136-JR  
JA18-5136-LR  
JA18-6336-CR  
JA18-6336-ER  
**Cubby Combination Locker**

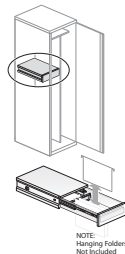
## X Series Locker Accessories — pages 274-276



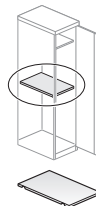
JADD-18-S  
**Locker Shelf with  
Personal Drawer**



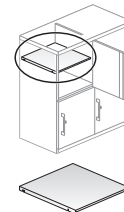
KJFL-0015-JD  
**Drawer Liner**



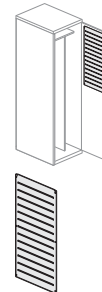
JADP-18-S  
**Locker Shelf with  
Suspended  
File Frame**



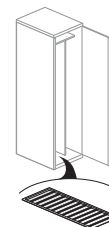
JAS-1812-S  
**Locker Shelf**



JACS-1812-S  
**Cubby Locker Shelf**



JAR-3918-S  
**Locker Slat Rail**

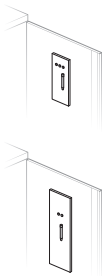


JAT-2412  
**Locker Boot Tray**

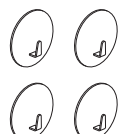


JNAB-30-S  
**Base Liner**

## Belong Work Tools Accessories — page 277



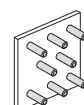
KUAM-0411  
KUAM-0518  
**Magnet Board**



KUAH-0002  
**Magnet Hooks**



KUAH-0003  
**Magnet Hook**



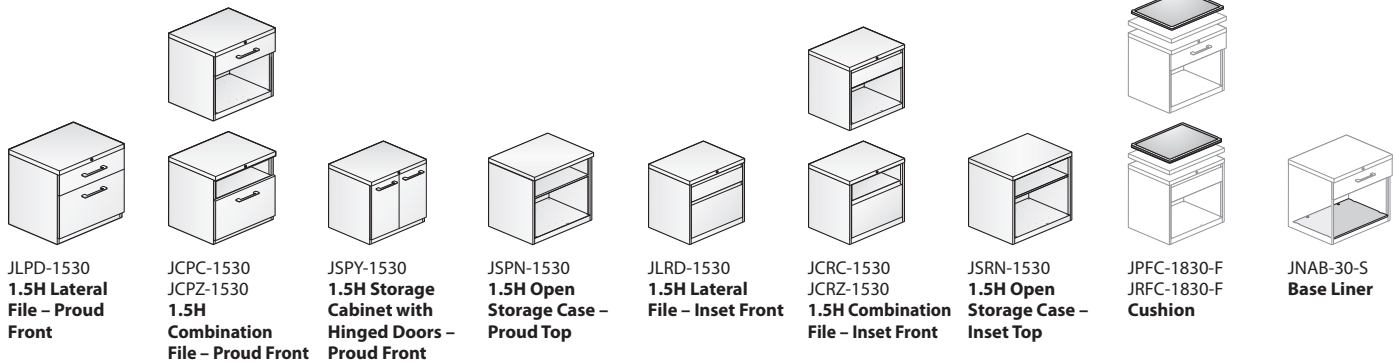
KUAP-0000  
**Round Peg Magnets**



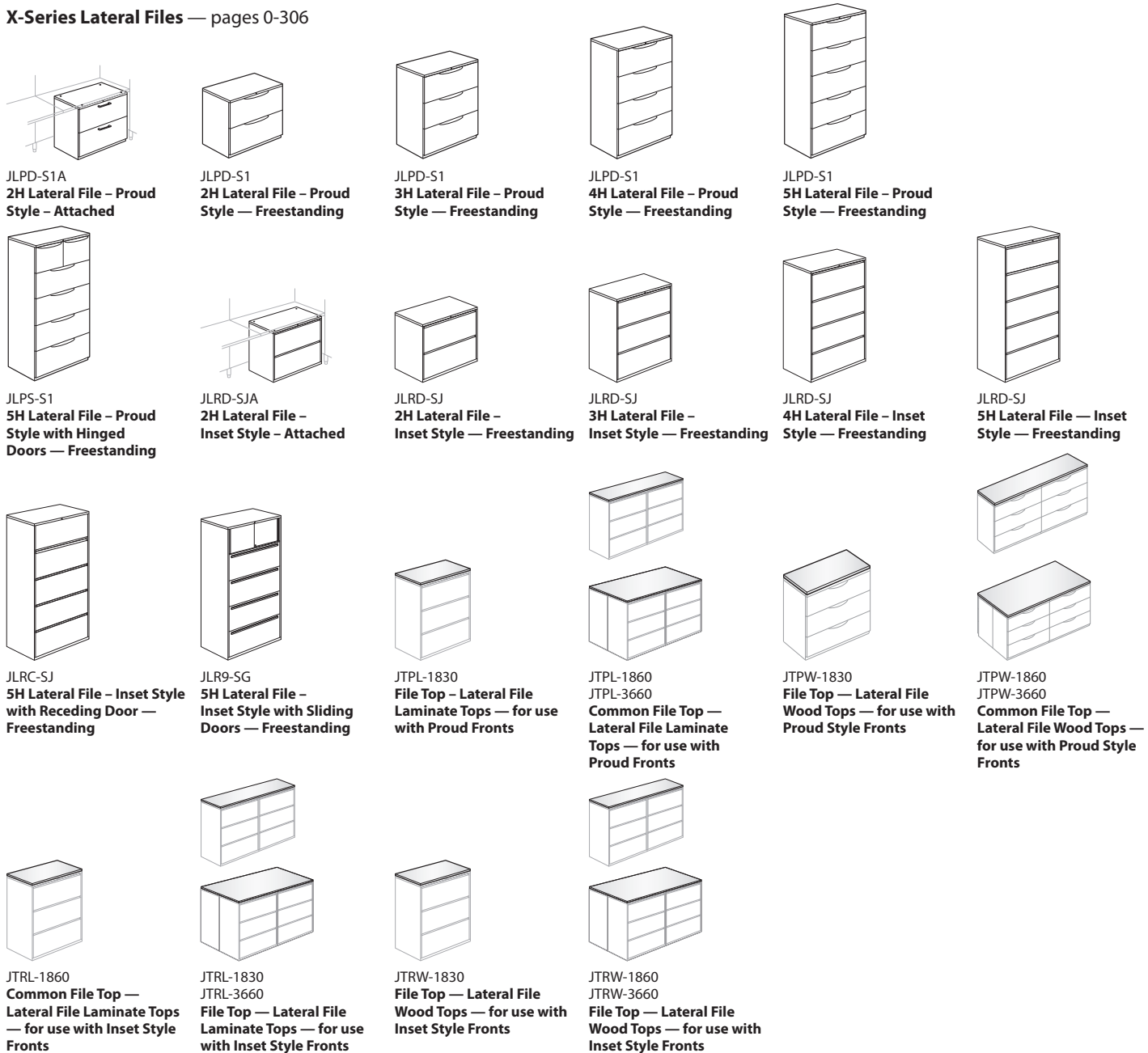
KUAR  
**Mirror**

# Statement of Line

## X-Series 1.5H Filing & Storage — pages 280-288

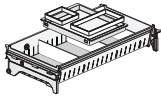


## X-Series Lateral Files — pages 0-306

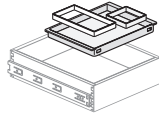


## Statement of Line

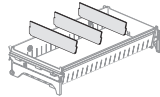
## Accessories — pages 307-311



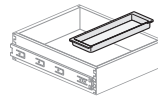
KJFI-00XX-D  
KFI-00XX-B  
Drawer Insert



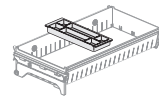
KJTY-9  
PDA Tray



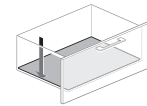
KDV  
Dividers



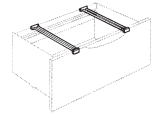
KJTY-10  
Personal Tray



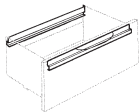
KJTY-9  
Pencil Tray



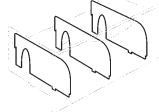
KJFL  
Drawer Liner



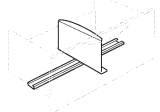
JFFA-15  
Front-to-Back  
Hanging Bars



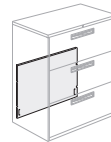
JFHA  
Side-to-Side  
Hanging Bars



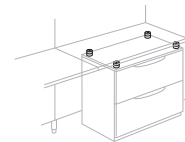
JFDA-15  
Dividers



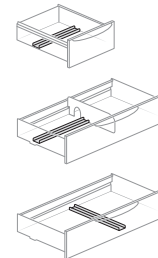
JFCA  
Compressor



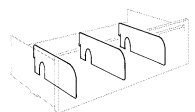
JFWA  
Counterweight



JSHA-1  
Worksurface Height  
Adjustment Kit for  
Attached Lateral File




KUAU-1203-JP  
KUAU-1203-JL  
KUAU-1603-JL  
U Channel Divider

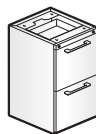


LDV  
Dividers

## X Series Filing &amp; Storage with Individually Locking Drawers — pages 314-328



JPAW-18-S  
Attached Pedestal  
with Individually  
Locking Drawers



JPHW-18-S  
Suspended Pedestal  
with Individually  
Locking Drawers



JPMW-18-S  
Mobile Pedestal with  
Individually Locking  
Drawers



JPTW-24-S  
Tug Pedestal with  
Individually Locking  
Drawers



J2HW-4824-SS  
4H Personal Storage  
Tower with  
Individually Locking  
Drawers and Hinged  
Door Upper Storage



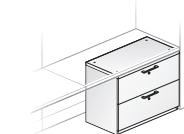
J2BW-4824-SS  
4H Personal Storage  
Tower with  
Individually Locking  
Drawers and Bookcase  
Upper Storage



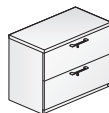
J2HW-5624-SS  
5H Personal Storage  
Tower with  
Individually Locking  
Drawers and Hinged  
Door Upper Storage



J2BW-5624-SS  
5H Personal Storage  
Tower with  
Individually Locking  
Drawers and Bookcase



JLPW-0230-S-A  
2H Lateral File with  
Individually Locking  
Drawers - Proud Style  
- Attached



JLPW-0230-S  
2H Lateral File with  
Individually Locking  
Drawers - Proud Style  
- Freestanding



JLPW-0330-S  
3H Lateral File with  
Individually Locking  
Drawers - Proud Style



JLPW-0430-S  
4H Lateral File with  
Individually Locking  
Drawers - Proud Style




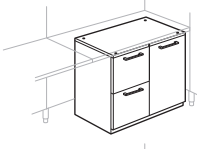
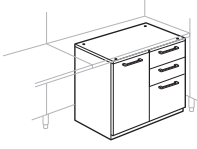
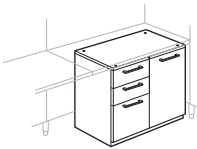
JLPW-0530-S  
5H Lateral File with  
Individually Locking  
Drawers - Proud Style



JLPX-0530-S  
5H Lateral File with  
Individually Locking  
Drawers and Hinged  
Doors - Proud Style

Statement of Line

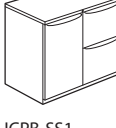
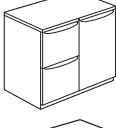
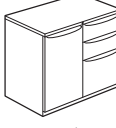
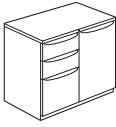
X Series Combination Units — pages 330-343



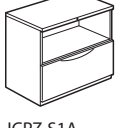
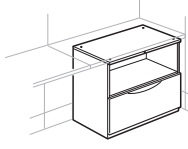
JCPT-S1A  
JCPR-S1A  
**2H Combination Unit — Attached**

JCPB-SS1A  
JCPE-SS1A  
JCPG-SS1A  
JCPJ-SS1A  
**2H Combination Unit with Hinged Door – Attached**

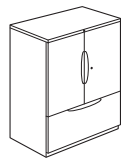
JCPT-S1  
JCPR-S1  
**2H Combination Unit**



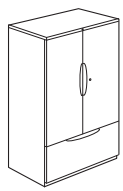
JCPB-SS1  
JCPE-SS1  
JCPG-SS1  
JCPJ-SS1  
**2H Combination Unit with Hinged Door**



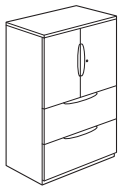
JCPZ-S1A  
JCPZ-S1  
**2H Combination Unit with Open Shelf**



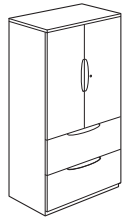
JCPV-SS1  
**3H Combination Unit**



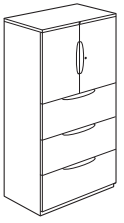
JCPV-SS1  
**4H Combination Unit with One Lateral File Drawer**



JCPY-SS1  
**4H Combination Unit with Two Lateral File Drawers**

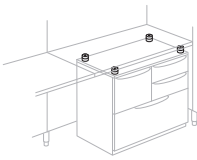


JCPY-SS1  
**5H Combination Unit with Two Lateral File Drawers**

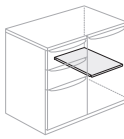


JCPX-SS1  
**5H Combination Unit with Three Lateral File Drawers**


X Series Combination Unit Accessories — page 344



JSHA-1  
**Worksurface Height Adjustment Kit for Attached Combination Unit**



JSSA-15  
**Storage Shelf**



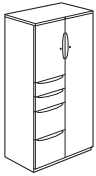
JSSA  
**Storage Shelves**



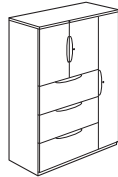
JCPL-12  
**Filing Kit**



## Statement of Line

**X Series Combination Unit with Valet —**  
pages 346-349**X Series Combination Units/Valet Accessories —** page 350

JVPN-SS1  
JVPM-SS1  
**5H Combination  
Unit with Valet —  
30" Wide**



JVPW-SS1  
JVPP-SS1  
**5H Combination  
Unit with Valet —  
42" Wide**



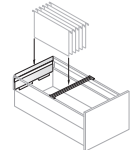
JSSA-30  
**Storage Shelf**



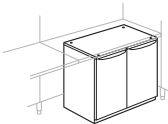
JSSA-12  
**Valet Shelf**



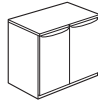
JSSA-15  
**Valet Shelf**



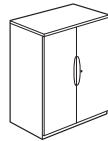
JCPL-12  
**Filing Kit**

**X Series Storage Cabinets —** pages 352-355

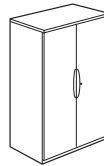
JSPY-S1A  
**2H Storage Cabinet —  
Attached**



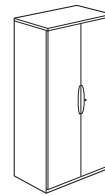
JSPY-S1  
**2H Storage Cabinet**



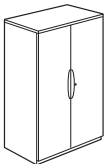
JSPY-S1  
**3H Storage Cabinet**



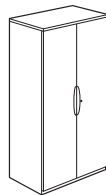
JSPY-S1  
**4H Storage Cabinet**



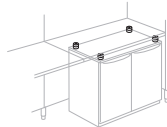
JSPY-S1  
**5H Storage Cabinet**

**X Series Wardrobes —** page 358**X Series Cabinet/Wardrobe Accessories —** page 359

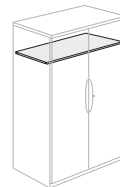
JWPC-S1  
**4H Wardrobe**



JWPC-S1  
**5H Wardrobe**



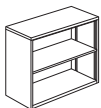
JSHA-1  
**Worksurface Height  
Adjustment Kit for  
Attached Storage Cabinet**



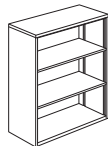
JSSA  
**Storage Cabinet/  
Wardrobe Shelf**



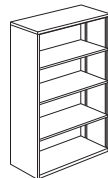
JSCA  
**Storage Cabinet  
Coat Rod**

**X Series Bookcases —** pages 360-361

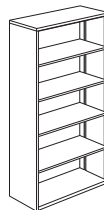
JBCS-0230  
JBCS-0236  
JBCS-0242  
**2H Bookcase**



JBCS-0330  
JBCS-0336  
JBCS-0342  
**3H Bookcase**



JBCS-0430  
JBCS-0436  
JBCS-0442  
**4H Bookcase**



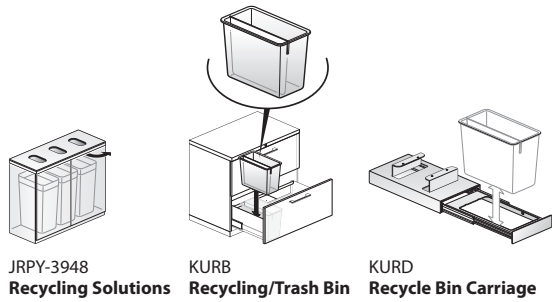
JBCS-0530  
JBCS-0536  
JBCS-0542  
**5H Bookcase**



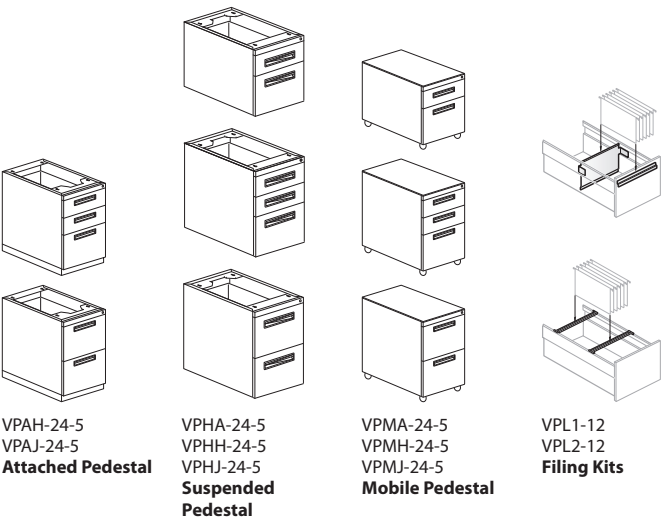
JBSA  
**Bookcase Shelf**

Statement of Line

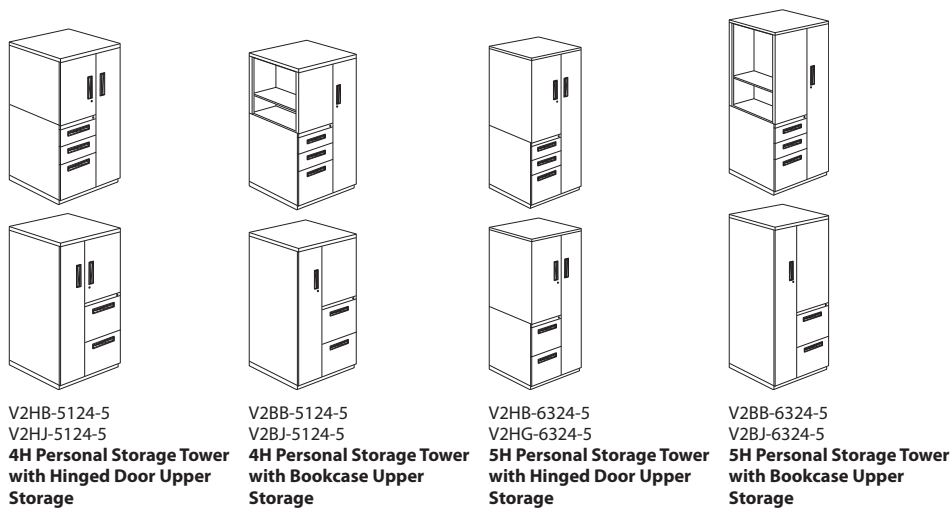
Recycling Solutions — page 362



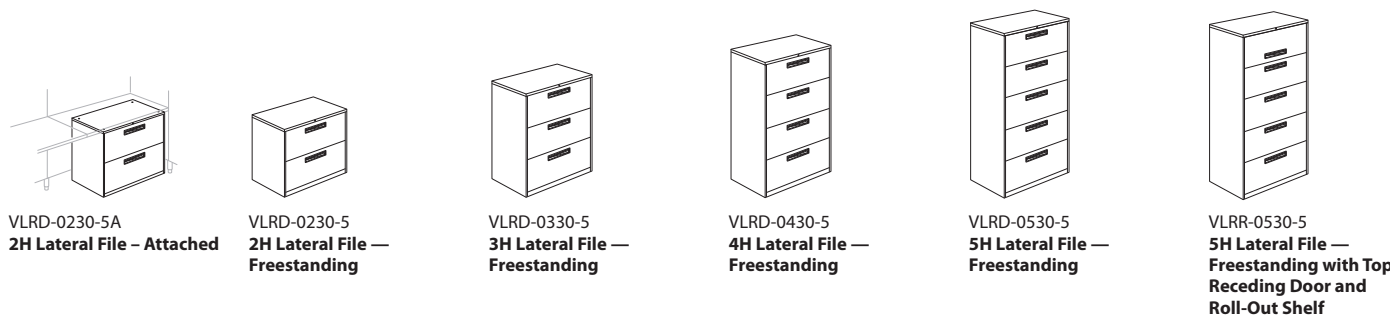
V Series Pedestals — pages 364-366



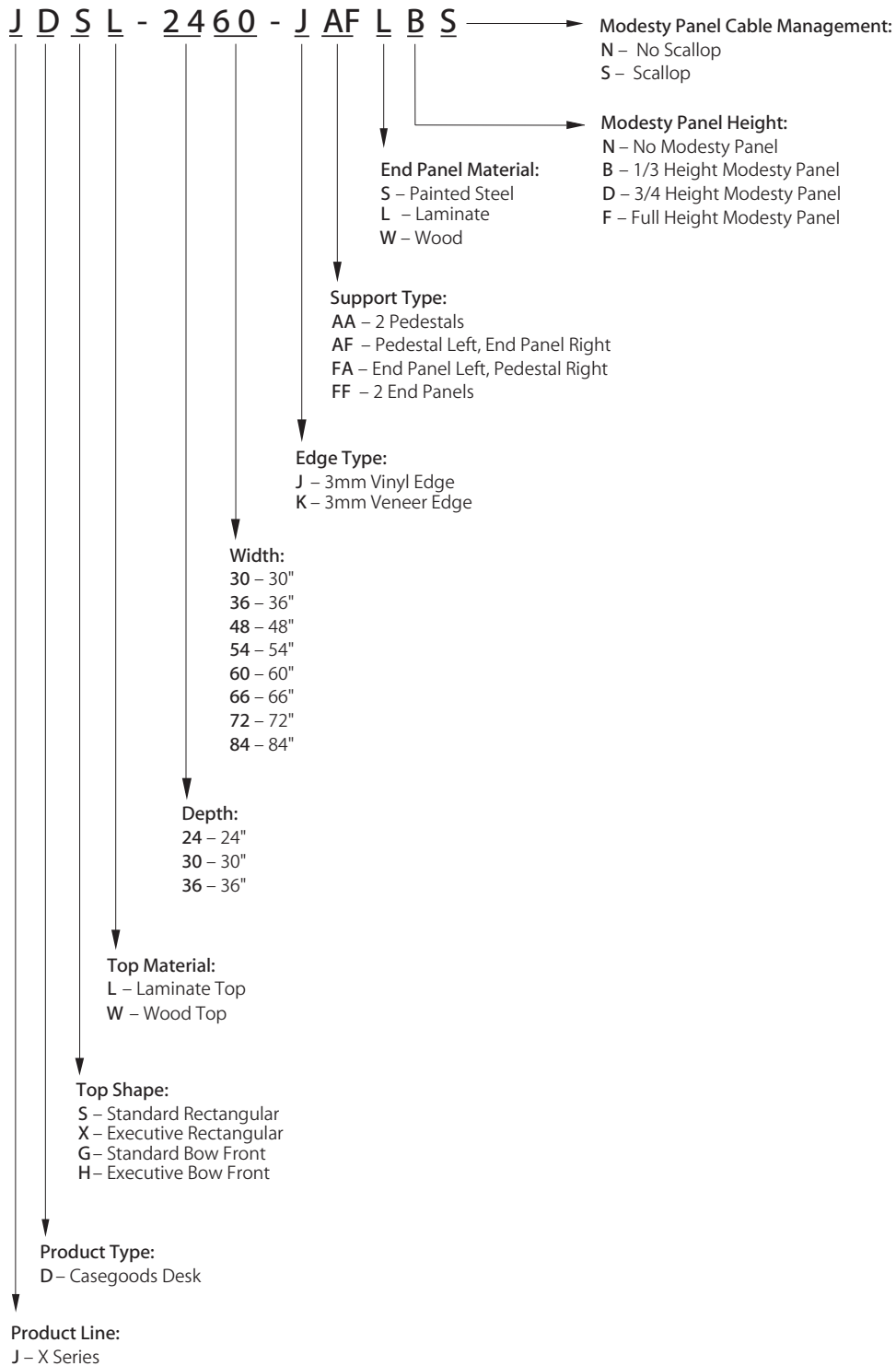
V Series Personal Storage Towers with Upper Storage — pages 368-371



V Series Lateral Files — pages 374-376



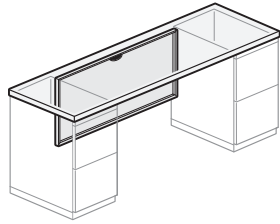
# X Series Desks — Catalog Logic



# X Series Double Pedestal Desks

Standard Rectangular Double Pedestal Desk — Laminate Top

Height	Depth	Width	Number	① ②	Top - Laminate A Modesty - Steel		Top - Laminate B Modesty - Steel	
					Trim A	Trim B	Trim A	Trim B
29"(737mm)	24"(610mm)	60"(1524mm)	JDSL-2460-JAAN		\$ 823.53	\$ 859.21	\$ 823.53	\$ 859.21
		66"(1676mm)	JDSL-2466-JAAN		880.35	921.13	880.35	921.13
		72"(1829mm)	JDSL-2472-JAAN		937.17	983.05	937.17	983.05
		78"(1981mm)	JDSL-2478-JAAN		993.99	1044.97	993.99	1044.97
		84"(2134mm)	JDSL-2484-JAAN		1050.81	1106.89	1050.81	1106.89
29"(737mm)	30"(762mm)	60"(1524mm)	JDSL-3060-JAAN		\$ 856.41	\$ 892.09	\$ 856.41	\$ 892.09
		66"(1676mm)	JDSL-3066-JAAN		913.23	954.01	913.23	954.01
		72"(1829mm)	JDSL-3072-JAAN		970.05	1015.93	970.05	1015.93
		78"(1981mm)	JDSL-3078-JAAN		1026.87	1077.85	1026.87	1077.85
		84"(2134mm)	JDSL-3084-JAAN		1083.69	1139.77	1083.69	1139.77

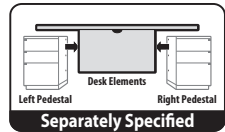


## Features

- Includes laminate top, optional steel modesty panel, and assembly hardware (pedestals not included).
- High-pressure laminate top has 3mm edgeband on user and guest edge, and 1mm edgeband on sides.
- Optional modesty panel is available with or without scallop wireway for cable management; scallop is centered at top of modesty panel.
- Field assembled.

## Specification Tip

- Two X Series or V Series desk pedestals must be specified separately; nominal depths of desk pedestals must match nominal depth of desk top.



JDSL-JAANDS

## To Order, Specify:

1) Product number, including:

### ① Modesty Panel Height:

- N** No Modesty Panel, deduct \$66.95 list
- B** 1/3 Height
- D** 3/4 Height, add \$66.97 list
- F** Full Height, add \$133.92 list

### ② Modesty Panel Cable Management:

- N** No Scallop
- S** Scallop

2) Laminate color for top.

3) Edge trim color for top.

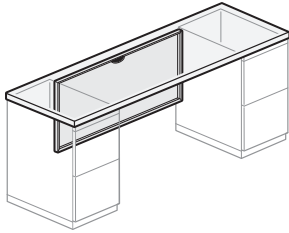
4) Trim color for modesty panel.

**\*Note:** Desk pedestals must be specified separately.

## X Series Double Pedestal Desks

Standard Rectangular Double Pedestal Desk — Wood Top

Height	Depth	Width	Number	① ②	Top - Wood Group A Modesty - Steel		Top - Wood Group B Modesty - Steel	
					Trim A	Trim B	Trim A	Trim B
29"(737mm)	24"(610mm)	60"(1524mm)	JDSW-2460-KAAN	■ ■	\$1126.68	\$1162.36	\$1213.22	\$1248.90
		66"(1676mm)	JDSW-2466-KAAN	■ ■	1183.50	1224.28	1275.44	1316.22
		72"(1829mm)	JDSW-2472-KAAN	■ ■	1240.32	1286.20	1337.66	1383.54
		78"(1981mm)	JDSW-2478-KAAN	■ ■	1297.14	1348.12	1399.88	1450.86
		84"(2134mm)	JDSW-2484-KAAN	■ ■	1353.96	1410.04	1462.10	1518.18
29"(737mm)	30"(762mm)	60"(1524mm)	JDSW-3060-KAAN	■ ■	\$1177.20	\$1212.88	\$1267.04	\$1302.72
		66"(1676mm)	JDSW-3066-KAAN	■ ■	1234.02	1274.80	1329.26	1370.04
		72"(1829mm)	JDSW-3072-KAAN	■ ■	1290.84	1336.72	1391.48	1437.36
		78"(1981mm)	JDSW-3078-KAAN	■ ■	1347.66	1398.64	1453.70	1504.68
		84"(2134mm)	JDSW-3084-KAAN	■ ■	1404.48	1460.56	1515.92	1572.00

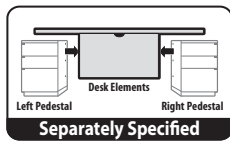


### Features

- Includes wood top, optional steel modesty panel, and assembly hardware (pedestals not included).
- Wood veneer top has 3mm edgeband on user and guest edge, and 1mm edgeband on sides.
- Optional modesty panel is available with or without scallop wireway for cable management; scallop is centered at top of modesty panel.
- Field assembled.

### Specification Tip

- Two X Series or V Series desk pedestals must be specified separately; nominal depths of desk pedestals must match nominal depth of desk top.



JDSW-KAANDS

### To Order, Specify:

- Product number, including:

#### ① Modesty Panel Height:

- N** No Modesty Panel, deduct \$66.95 list
- B** 1/3 Height
- D** 3/4 Height, add \$66.97 list
- F** Full Height, add \$133.92 list

#### ② Modesty Panel Cable Management:

- N** No Scallop
- S** Scallop

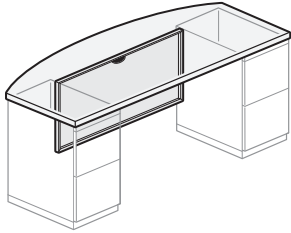
- Wood finish color for top.
- Trim color for modesty panel.

**\*Note:** Desk pedestals must be specified separately.

# X Series Double Pedestal Desks

Standard Bow Front Double Pedestal Desk — Laminate Top

Height	Depth	Width	Number	① ②	Top - Laminate A Modesty - Steel		Top - Laminate B Modesty - Steel	
					Trim A	Trim B	Trim A	Trim B
29"(737mm)	24"(610mm)	60"(1524mm)	JDGL-2460-JAAN		\$ 913.23	\$ 948.91	\$ 913.23	\$ 948.91
		66"(1676mm)	JDGL-2466-JAAN		970.05	1010.83	970.05	1010.83
		72"(1829mm)	JDGL-2472-JAAN		1026.87	1072.75	1026.87	1072.75
		78"(1981mm)	JDGL-2478-JAAN		1083.69	1134.67	1083.69	1134.67
		84"(2134mm)	JDGL-2484-JAAN		1140.51	1196.59	1140.51	1196.59
29"(737mm)	30"(762mm)	60"(1524mm)	JDGL-3060-JAAN		\$ 946.11	\$ 981.79	\$ 946.11	\$ 981.79
		66"(1676mm)	JDGL-3066-JAAN		1002.93	1043.71	1002.93	1043.71
		72"(1829mm)	JDGL-3072-JAAN		1059.75	1105.63	1059.75	1105.63
		78"(1981mm)	JDGL-3078-JAAN		1116.57	1167.55	1116.57	1167.55
		84"(2134mm)	JDGL-3084-JAAN		1173.39	1229.47	1173.39	1229.47

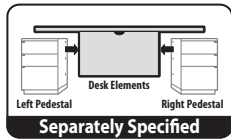


## Features

- Includes laminate top, optional steel modesty panel, and assembly hardware (pedestals not included).
- High-pressure laminate top has 3mm edgeband on user and guest edge, and 1mm edgeband on sides.
- Bow edge on guest side extends 6"(152mm) beyond pedestals at the center of the desk.
- Optional modesty panel is available with or without scallop wireway for cable management; scallop is centered at top of modesty panel.
- Field assembled.

## Specification Tip

- Two X Series or V Series desk pedestals must be specified separately; nominal depths of desk pedestals must match nominal depth of desk top.



JDGL-JAANDS

## To Order, Specify:

- Product number, including:

### ① Modesty Panel Height:

- N** No Modesty Panel, deduct \$66.95 list
- B** 1/3 Height
- D** 3/4 Height, add \$66.97 list
- F** Full Height, add \$133.92 list

### ② Modesty Panel Cable Management:

- N** No Scallop
- S** Scallop

- Laminate color for top.
- Edge trim color for top.
- Trim color for modesty panel.

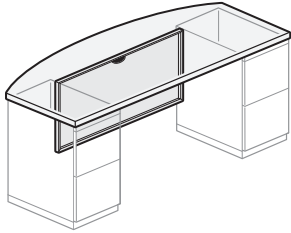
**\*Note:** Desk pedestals must be specified separately.



## X Series Double Pedestal Desks

Standard Bow Front Double Pedestal Desk — Wood Top

Height	Depth	Width	Number	① ②	Top - Wood Group A		Top - Wood Group B	
					Modesty - Steel Trim A	Trim B	Modesty - Steel Trim A	Trim B
29"(737mm)	24"(610mm)	60"(1524mm)	JDGW-2460-KAAN	■ ■	\$1234.06	\$1269.74	\$1339.71	\$1375.39
		66"(1676mm)	JDGW-2466-KAAN	■ ■	1290.88	1331.66	1401.93	1442.71
		72"(1829mm)	JDGW-2472-KAAN	■ ■	1347.70	1393.58	1464.15	1510.03
		78"(1981mm)	JDGW-2478-KAAN	■ ■	1404.52	1455.50	1526.37	1577.35
		84"(2134mm)	JDGW-2484-KAAN	■ ■	1461.34	1517.42	1588.59	1644.67
29"(737mm)	30"(762mm)	60"(1524mm)	JDGW-3060-KAAN	■ ■	\$1284.58	\$1320.26	\$1393.53	\$1429.21
		66"(1676mm)	JDGW-3066-KAAN	■ ■	1341.40	1382.18	1455.75	1496.53
		72"(1829mm)	JDGW-3072-KAAN	■ ■	1398.22	1444.10	1517.97	1563.85
		78"(1981mm)	JDGW-3078-KAAN	■ ■	1455.04	1506.02	1580.19	1631.17
		84"(2134mm)	JDGW-3084-KAAN	■ ■	1511.86	1567.94	1642.41	1698.49

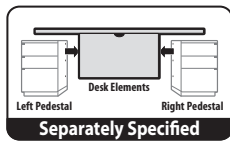


### Features

- Includes wood top, optional steel modesty panel, and assembly hardware (pedestals not included).
- Wood veneer top has 3mm edgeband on user and guest edge, and 1mm edgeband on sides.
- Bow edge on guest side extends 6"(152mm) beyond pedestals at the center of the desk.
- Optional modesty panel is available with or without scallop wireway for cable management; scallop is centered at top of modesty panel.
- Field assembled.

### Specification Tip

- Two X Series or V Series desk pedestals must be specified separately; nominal depths of desk pedestals must match nominal depth of desk top.



JDGW-KAANDS

### To Order, Specify:

- Product number, including:

#### ① Modesty Panel Height:

- N** No Modesty Panel, deduct \$66.95 list
- B** 1/3 Height
- D** 3/4 Height, add \$66.97 list
- F** Full Height, add \$133.92 list

#### ② Modesty Panel Cable Management:

- N** No Scallop
- S** Scallop

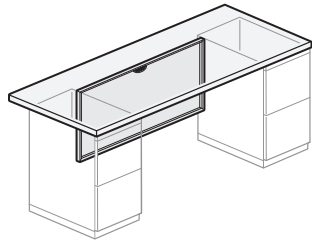
- Wood finish color for top.
- Trim color for modesty panel.

**\*Note:** Desk pedestals must be specified separately.

# X Series Double Pedestal Desks

Executive Rectangular Double Pedestal Desk — Laminate Top

Height	Depth	Width	Number	① ②	Top - Laminate A Modesty - Steel		Top - Laminate B Modesty - Steel	
					Trim A	Trim B	Trim A	Trim B
29"(737mm)	30"(762mm)	60"(1524mm)	JDXL-3060-JAAN		\$ 856.41	\$ 892.09	\$ 856.41	\$ 892.09
		66"(1676mm)	JDXL-3066-JAAN		913.23	954.01	913.23	954.01
		72"(1829mm)	JDXL-3072-JAAN		970.05	1015.93	970.05	1015.93
		78"(1981mm)	JDXL-3078-JAAN		1026.87	1077.85	1026.87	1077.85
		84"(2134mm)	JDXL-3084-JAAN		1083.69	1139.77	1083.69	1139.77
29"(737mm)	36"(914mm)	60"(1524mm)	JDXL-3660-JAAN		\$ 889.29	\$ 924.97	\$ 889.29	\$ 924.97
		66"(1676mm)	JDXL-3666-JAAN		946.11	986.89	946.11	986.89
		72"(1829mm)	JDXL-3672-JAAN		1002.93	1048.81	1002.93	1048.81
		78"(1981mm)	JDXL-3678-JAAN		1059.75	1110.73	1059.75	1110.73
		84"(2134mm)	JDXL-3684-JAAN		1116.57	1172.65	1116.57	1172.65



## Features

- Includes laminate top, optional steel modesty panel, and assembly hardware (pedestals not included).
- High-pressure laminate top has 3mm edgeband on user and guest edge, and 1mm edgeband on sides.
- Edge on guest side extends 6"(152mm) beyond pedestals along the entire width of the desk.
- Optional modesty panel is available with or without scallop wireway for cable management; scallop is centered at top of modesty panel.
- Field assembled.

## Specification Tip

- Two X Series or V Series desk pedestals must be specified separately; nominal depths of desk pedestals must be 6"(152mm) less than nominal depth of desk top. See table.

## Desk/Pedestal Nominal Depths

Desk Depth	Pedestal Depth
30"(762mm)	24"(610mm)
36"(914mm)	30"(762mm)

## To Order, Specify:

- Product number, including:

### ① Modesty Panel Height:

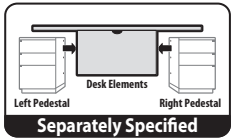
- N** No Modesty Panel, deduct \$66.95 list
- B** 1/3 Height
- D** 3/4 Height, add \$66.97 list
- F** Full Height, add \$133.92 list

### ② Modesty Panel Cable Management:

- N** No Scallop
- S** Scallop

- Laminate color for top.
- Edge trim color for top.
- Trim color for modesty panel.

**\*Note:** Desk pedestals must be specified separately.

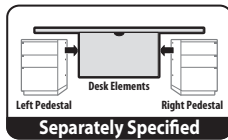
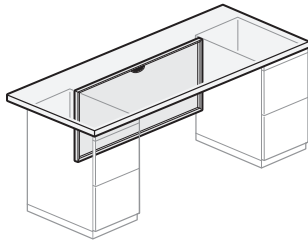


JDXL-JAANDS

## X Series Double Pedestal Desks

Executive Rectangular Double Pedestal Desk — Wood Top

Height	Depth	Width	Number	① ②	Top - Wood Group A		Top - Wood Group B	
					Modesty - Steel Trim A	Trim B	Modesty - Steel Trim A	Trim B
29"(737mm)	30"(762mm)	60"(1524mm)	JDXW-3060-KAAN		\$1177.20	\$1212.88	\$1267.04	\$1302.72
		66"(1676mm)	JDXW-3066-KAAN		1234.02	1274.80	1329.26	1370.04
		72"(1829mm)	JDXW-3072-KAAN		1290.84	1336.72	1391.48	1437.36
		78"(1981mm)	JDXW-3078-KAAN		1347.66	1398.64	1453.70	1504.68
		84"(2134mm)	JDXW-3084-KAAN		1404.48	1460.56	1515.92	1572.00
29"(737mm)	36"(914mm)	60"(1524mm)	JDXW-3660-KAAN		\$1227.72	\$1263.40	\$1320.86	\$1356.54
		66"(1676mm)	JDXW-3666-KAAN		1284.54	1325.32	1383.08	1423.86
		72"(1829mm)	JDXW-3672-KAAN		1341.36	1387.24	1445.30	1491.18
		78"(1981mm)	JDXW-3678-KAAN		1398.18	1449.16	1507.52	1558.50
		84"(2134mm)	JDXW-3684-KAAN		1455.00	1511.08	1569.74	1625.82



JDXW-KAANDS

### Features

- Includes wood top, optional steel modesty panel, and assembly hardware (pedestals not included).
- Wood veneer top has 3mm edgeband on user and guest edge, and 1mm edgeband on sides.
- Edge on guest side extends 6"(152mm) beyond pedestals along the entire width of the desk.
- Optional modesty panel is available with or without scallop wireway for cable management; scallop is centered at top of modesty panel.
- Field assembled.

### Specification Tip

- Two X Series or V Series desk pedestals must be specified separately; nominal depths of desk pedestals must be 6"(152mm) less than nominal depth of desk top. See table.

### Desk/Pedestal Nominal Depths

Desk Depth	Pedestal Depth
30"(762mm)	24"(610mm)
36"(914mm)	30"(762mm)

### To Order, Specify:

- Product number, including:

#### ① Modesty Panel Height:

- N** No Modesty Panel, deduct \$66.95 list
- B** 1/3 Height
- D** 3/4 Height, add \$66.97 list
- F** Full Height, add \$133.92 list

#### ② Modesty Panel Cable Management:

- N** No Scallop
- S** Scallop

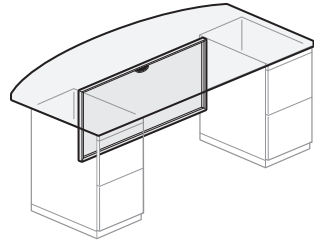
- Wood finish color for top.
- Trim color for modesty panel.

**\*Note:** Desk pedestals must be specified separately.

# X Series Double Pedestal Desks

Executive Bow Front Double Pedestal Desk — Laminate Top

Height	Depth	Width	Number	① ②	Top - Laminate A Modesty - Steel		Top - Laminate B Modesty - Steel	
					Trim A	Trim B	Trim A	Trim B
29"(737mm)	30"(762mm)	60"(1524mm)	JDHL-3060-JAAN		\$ 946.11	\$ 981.79	\$ 946.11	\$ 981.79
		66"(1676mm)	JDHL-3066-JAAN		1002.93	1043.71	1002.93	1043.71
		72"(1829mm)	JDHL-3072-JAAN		1059.75	1105.63	1059.75	1105.63
		78"(1981mm)	JDHL-3078-JAAN		1116.57	1167.55	1116.57	1167.55
		84"(2134mm)	JDHL-3084-JAAN		1173.39	1229.47	1173.39	1229.47
29"(737mm)	36"(914mm)	60"(1524mm)	JDHL-3660-JAAN		\$ 978.99	\$1014.67	\$ 978.99	\$1014.67
		66"(1676mm)	JDHL-3666-JAAN		1035.81	1076.59	1035.81	1076.59
		72"(1829mm)	JDHL-3672-JAAN		1092.63	1138.51	1092.63	1138.51
		78"(1981mm)	JDHL-3678-JAAN		1149.45	1200.43	1149.45	1200.43
		84"(2134mm)	JDHL-3684-JAAN		1206.27	1262.35	1206.27	1262.35



## Features

- Includes laminate top, optional steel modesty panel, and assembly hardware (pedestals not included).
- High-pressure laminate top has 3mm edgeband on user and guest edge, and 1mm edgeband on sides.
- Bow edge on guest side extends 10"(254mm) beyond pedestals at the center of the desk (4"(102mm) of extension + 6"(152mm) of bow).
- Optional modesty panel is available with or without scallop wireway for cable management; scallop is centered at top of modesty panel.
- Field assembled.

## Specification Tip

- Two X Series or V Series desk pedestals must be specified separately; nominal depths of desk pedestals must be 6"(152mm) less than nominal depth of desk top. See table.

## Desk/Pedestal Nominal Depths

Desk Depth	Pedestal Depth
30"(762mm)	24"(610mm)
36"(914mm)	30"(762mm)

## To Order, Specify:

1) Product number, including:

### ① Modesty Panel Height:

- N** No Modesty Panel, deduct \$66.95 list
- B** 1/3 Height
- D** 3/4 Height, add \$66.97 list
- F** Full Height, add \$133.92 list

### ② Modesty Panel Cable Management:

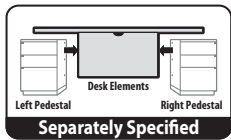
- N** No Scallop
- S** Scallop

2) Laminate color for top.

3) Edge trim color for top.

4) Trim color for modesty panel.

\*Note: Desk pedestals must be specified separately.

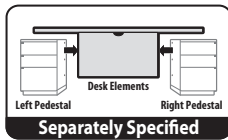
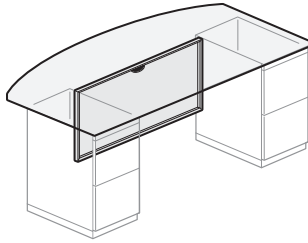


JDHL-JAANDS

## X Series Double Pedestal Desks

Executive Bow Front Double Pedestal Desk — Wood Top

Height	Depth	Width	Number	① ②	Top - Wood Group A		Top - Wood Group B	
					Modesty - Steel Trim A	Trim B	Modesty - Steel Trim A	Trim B
29"(737mm)	30"(762mm)	60"(1524mm)	JDHW-3060-KAAN	■ ■	\$1284.58	\$1320.26	\$1393.53	\$1429.21
		66"(1676mm)	JDHW-3066-KAAN	■ ■	1341.40	1382.18	1455.75	1496.53
		72"(1829mm)	JDHW-3072-KAAN	■ ■	1398.22	1444.10	1517.97	1563.85
		78"(1981mm)	JDHW-3078-KAAN	■ ■	1455.04	1506.02	1580.19	1631.17
		84"(2134mm)	JDHW-3084-KAAN	■ ■	1511.86	1567.94	1642.41	1698.49
29"(737mm)	36"(914mm)	60"(1524mm)	JDHW-3660-KAAN	■ ■	\$1335.10	\$1370.78	\$1447.35	\$1483.03
		66"(1676mm)	JDHW-3666-KAAN	■ ■	1391.92	1432.70	1509.57	1550.35
		72"(1829mm)	JDHW-3672-KAAN	■ ■	1448.74	1494.62	1571.79	1617.67
		78"(1981mm)	JDHW-3678-KAAN	■ ■	1505.56	1556.54	1634.01	1684.99
		84"(2134mm)	JDHW-3684-KAAN	■ ■	1562.38	1618.46	1696.23	1752.31



JDHW-KAANDS

### Features

- Includes wood top, optional steel modesty panel, and assembly hardware (pedestals not included).
- Wood veneer top has 3mm edgeband on user and guest edge, and 1mm edgeband on sides.
- Bow edge on guest side extends 10"(254mm) beyond pedestals at the center of the desk (4"(102mm) of extension + 6"(152mm) of bow).
- Optional modesty panel is available with or without scallop wireway for cable management; scallop is centered at top of modesty panel.
- Field assembled.

### Specification Tip

- Two X Series or V Series desk pedestals must be specified separately; nominal depths of desk pedestals must be 6"(152mm) less than nominal depth of desk top. See table.

### Desk/Pedestal Nominal Depths

Desk Depth	Pedestal Depth
30"(762mm)	24"(610mm)
36"(914mm)	30"(762mm)

### To Order, Specify:

- Product number, including:

#### ① Modesty Panel Height:

- N** No Modesty Panel, deduct \$66.95 list
- B** 1/3 Height
- D** 3/4 Height, add \$66.97 list
- F** Full Height, add \$133.92 list

#### ② Modesty Panel Cable Management:

- N** No Scallop
- S** Scallop

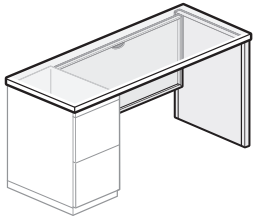
- Wood finish color for top.
- Trim color for modesty panel.

**\*Note:** Desk pedestals must be specified separately.

# X Series Single Pedestal Desks

Standard Rectangular Single Pedestal Desk — Laminate Top with Steel End Panel

Height	Depth	Width	Number	①	②	③	End Panel - Steel Trim A		End Panel - Steel Trim B	
							Modesty - Steel Trim A	Trim B	Modesty - Steel Trim A	Trim B
Top — Laminate A										
29”(737mm)	24”(610mm)	48”(1219mm)	JDSL-2448-J	S			\$1143.18	\$1168.66	\$1187.37	\$1212.85
		54”(1372mm)	JDSL-2454-J	S			1200.00	1230.58	1244.19	1274.77
		60”(1524mm)	JDSL-2460-J	S			1256.82	1292.50	1301.01	1336.69
		66”(1676mm)	JDSL-2466-J	S			1313.64	1354.42	1357.83	1398.61
		72”(1829mm)	JDSL-2472-J	S			1370.46	1416.34	1414.65	1460.53
		78”(1981mm)	JDSL-2478-J	S			1427.28	1478.26	1471.47	1522.45
		84”(2134mm)	JDSL-2484-J	S			1484.10	1540.18	1528.29	1584.37
29”(737mm)	30”(762mm)	48”(1219mm)	JDSL-3048-J	S			\$1187.40	\$1212.88	\$1241.67	\$1267.15
		54”(1372mm)	JDSL-3054-J	S			1244.22	1274.80	1298.49	1329.07
		60”(1524mm)	JDSL-3060-J	S			1301.04	1336.72	1355.31	1390.99
		66”(1676mm)	JDSL-3066-J	S			1357.86	1398.64	1412.13	1452.91
		72”(1829mm)	JDSL-3072-J	S			1414.68	1460.56	1468.95	1514.83
		78”(1981mm)	JDSL-3078-J	S			1471.50	1522.48	1525.77	1576.75
		84”(2134mm)	JDSL-3084-J	S			1528.32	1584.40	1582.59	1638.67
Top — Laminate B										
29”(737mm)	24”(610mm)	48”(1219mm)	JDSL-2448-J	S			1143.18	\$1168.66	\$1187.37	\$1212.85
		54”(1372mm)	JDSL-2454-J	S			1200.00	1230.58	1244.19	1274.77
		60”(1524mm)	JDSL-2460-J	S			1256.82	1292.50	1301.01	1336.69
		66”(1676mm)	JDSL-2466-J	S			1313.64	1354.42	1357.83	1398.61
		72”(1829mm)	JDSL-2472-J	S			1370.46	1416.34	1414.65	1460.53
		78”(1981mm)	JDSL-2478-J	S			1427.28	1478.26	1471.47	1522.45
		84”(2134mm)	JDSL-2484-J	S			1484.10	1540.18	1528.29	1584.37
29”(737mm)	30”(762mm)	48”(1219mm)	JDSL-3048-J	S			\$1187.40	\$1212.88	\$1241.67	\$1267.15
		54”(1372mm)	JDSL-3054-J	S			1244.22	1274.80	1298.49	1329.07
		60”(1524mm)	JDSL-3060-J	S			1301.04	1336.72	1355.31	1390.99
		66”(1676mm)	JDSL-3066-J	S			1357.86	1398.64	1412.13	1452.91
		72”(1829mm)	JDSL-3072-J	S			1414.68	1460.56	1468.95	1514.83
		78”(1981mm)	JDSL-3078-J	S			1471.50	1522.48	1525.77	1576.75
		84”(2134mm)	JDSL-3084-J	S			1528.32	1584.40	1582.59	1638.67



## Features

- Includes laminate top, steel end panel, steel modesty panel, and assembly hardware (pedestal not included).
- High-pressure laminate top has 3mm edgeband on user and guest edge, and 1mm edgeband on sides.
- Modesty panel is available with or without scallop wireway for cable management; scallop is centered at top of modesty panel.
- Desk orientation can be field-changed from left to right or right to left. Order hole plugs (qty. 8) from eParts to cover exposed mounting holes.
- Glides provide 1"(25mm) adjustment range.
- Field assembled.

## Specification Tip

- One X Series or V Series desk pedestal must be specified separately; nominal depth of desk pedestals must match nominal depth of desk top.

## To Order, Specify:

- Product number, including:

### ① Orientation:

- AF** Left-hand  
**FA** Right-hand

### ② Modesty Panel Height:

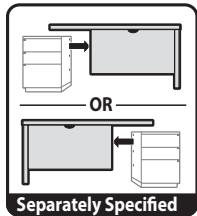
- B** 1/3 Height  
**D** 3/4 Height, add **\$66.97** list  
**F** Full Height, add **\$133.92** list

### ③ Modesty Panel Cable Management:

- N** No Scallop  
**S** Scallop

- Laminate color for top.
- Edge trim color for top.
- Trim color for end panel.
- Trim color for modesty panel.

**\*Note:** Desk pedestal must be specified separately.

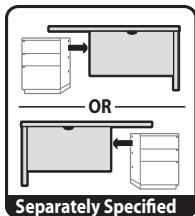
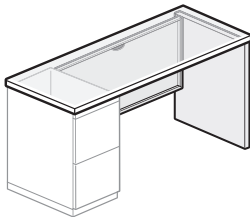


JDSL-JAFSDS  
(Left-Hand)

# X Series Single Pedestal Desks

Standard Rectangular Single Pedestal Desk — Laminate Top with Laminate End Panel

Height	Depth	Width	Number	①	②	③	End Panel - Laminate A		End Panel - Laminate B	
							Modesty - Steel Trim A	Trim B	Modesty - Steel Trim A	Trim B
Top — Laminate A										
29"(737mm)	24"(610mm)	48"(1219mm)	JDSL-2448-J	L			\$1033.27	\$1058.75	\$1033.27	\$1058.75
		54"(1372mm)	JDSL-2454-J	L			1090.09	1120.67	1090.09	1120.67
		60"(1524mm)	JDSL-2460-J	L			1146.91	1182.59	1146.91	1182.59
		66"(1676mm)	JDSL-2466-J	L			1203.73	1244.51	1203.73	1244.51
		72"(1829mm)	JDSL-2472-J	L			1260.55	1306.43	1260.55	1306.43
		78"(1981mm)	JDSL-2478-J	L			1317.37	1368.35	1317.37	1368.35
		84"(2134mm)	JDSL-2484-J	L			1374.19	1430.27	1374.19	1430.27
29"(737mm)	30"(762mm)	48"(1219mm)	JDSL-3048-J	L			\$1077.49	\$1102.97	\$1077.49	\$1102.97
		54"(1372mm)	JDSL-3054-J	L			1134.31	1164.89	1134.31	1164.89
		60"(1524mm)	JDSL-3060-J	L			1191.13	1226.81	1191.13	1226.81
		66"(1676mm)	JDSL-3066-J	L			1247.95	1288.73	1247.95	1288.73
		72"(1829mm)	JDSL-3072-J	L			1304.77	1350.65	1304.77	1350.65
		78"(1981mm)	JDSL-3078-J	L			1361.59	1412.57	1361.59	1412.57
		84"(2134mm)	JDSL-3084-J	L			1418.41	1474.49	1418.41	1474.49
Top — Laminate B										
29"(737mm)	24"(610mm)	48"(1219mm)	JDSL-2448-J	L			1033.27	\$1058.75	\$1033.27	\$1058.75
		54"(1372mm)	JDSL-2454-J	L			1090.09	1120.67	1090.09	1120.67
		60"(1524mm)	JDSL-2460-J	L			1146.91	1182.59	1146.91	1182.59
		66"(1676mm)	JDSL-2466-J	L			1203.73	1244.51	1203.73	1244.51
		72"(1829mm)	JDSL-2472-J	L			1260.55	1306.43	1260.55	1306.43
		78"(1981mm)	JDSL-2478-J	L			1317.37	1368.35	1317.37	1368.35
		84"(2134mm)	JDSL-2484-J	L			1374.19	1430.27	1374.19	1430.27
29"(737mm)	30"(762mm)	48"(1219mm)	JDSL-3048-J	L			\$1077.49	\$1102.97	\$1077.49	\$1102.97
		54"(1372mm)	JDSL-3054-J	L			1134.31	1164.89	1134.31	1164.89
		60"(1524mm)	JDSL-3060-J	L			1191.13	1226.81	1191.13	1226.81
		66"(1676mm)	JDSL-3066-J	L			1247.95	1288.73	1247.95	1288.73
		72"(1829mm)	JDSL-3072-J	L			1304.77	1350.65	1304.77	1350.65
		78"(1981mm)	JDSL-3078-J	L			1361.59	1412.57	1361.59	1412.57
		84"(2134mm)	JDSL-3084-J	L			1418.41	1474.49	1418.41	1474.49



JDSL-JAFLDS  
(Left-Hand)

## Features

- Includes laminate top, laminate end panel, steel modesty panel, and assembly hardware (pedestal not included).
- High-pressure laminate top has 3mm edgeband on user and guest edge, and 1mm edgeband on sides.
- Modesty panel is available with or without scallop wireway for cable management; scallop is centered at top of modesty panel.
- Desk orientation can be field-changed from left to right or right to left. Order hole plugs (qty. 8) from eParts to cover exposed mounting holes.
- Glides provide 1"(25mm) adjustment range.
- Field assembled.

## Specification Tip

- One X Series or V Series desk pedestal must be specified separately; nominal depth of desk pedestals must match nominal depth of desk top.

## To Order, Specify:

- Product number, including:

### ① Orientation:

- AF** Left-hand  
**FA** Right-hand

### ② Modesty Panel Height:

- B** 1/3 Height  
**D** 3/4 Height, add **\$66.97** list  
**F** Full Height, add **\$133.92** list

### ③ Modesty Panel Cable Management:

- N** No Scallop  
**S** Scallop

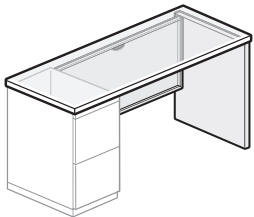
- Laminate color for top.
- Edge trim color for top.
- Laminate color for end panel.
- Edge trim color for end panel.
- Trim color for modesty panel.

**\*Note:** Desk pedestal must be specified separately.

## X Series Single Pedestal Desks

Standard Rectangular Single Pedestal Desk — Laminate Top with Wood End Panel

Height	Depth	Width	Number	①	②	③	End Panel - Wood Group A		End Panel - Wood Group B	
							Modesty - Steel Trim A	Trim B	Modesty - Steel Trim A	Trim B
Top — Laminate A										
29”(737mm)	24”(610mm)	48”(1219mm)	JDSL-2448-J	W			\$1205.08	\$1230.56	\$1293.37	\$1318.85
		54”(1372mm)	JDSL-2454-J	W			1261.90	1292.48	1350.19	1380.77
		60”(1524mm)	JDSL-2460-J	W			1318.72	1354.40	1407.01	1442.69
		66”(1676mm)	JDSL-2466-J	W			1375.54	1416.32	1463.83	1504.61
		72”(1829mm)	JDSL-2472-J	W			1432.36	1478.24	1520.65	1566.53
		78”(1981mm)	JDSL-2478-J	W			1489.18	1540.16	1577.47	1628.45
		84”(2134mm)	JDSL-2484-J	W			1546.00	1602.08	1634.29	1690.37
29”(737mm)	30”(762mm)	48”(1219mm)	JDSL-3048-J	W			\$1249.30	\$1274.78	\$1339.75	\$1365.23
		54”(1372mm)	JDSL-3054-J	W			1306.12	1336.70	1396.57	1427.15
		60”(1524mm)	JDSL-3060-J	W			1362.94	1398.62	1453.39	1489.07
		66”(1676mm)	JDSL-3066-J	W			1419.76	1460.54	1510.21	1550.99
		72”(1829mm)	JDSL-3072-J	W			1476.58	1522.46	1567.03	1612.91
		78”(1981mm)	JDSL-3078-J	W			1533.40	1584.38	1623.85	1674.83
		84”(2134mm)	JDSL-3084-J	W			1590.22	1646.30	1680.67	1736.75
Top — Laminate B										
29”(737mm)	24”(610mm)	48”(1219mm)	JDSL-2448-J	W			1205.08	\$1230.56	\$1293.37	\$1318.85
		54”(1372mm)	JDSL-2454-J	W			1261.90	1292.48	1350.19	1380.77
		60”(1524mm)	JDSL-2460-J	W			1318.72	1354.40	1407.01	1442.69
		66”(1676mm)	JDSL-2466-J	W			1375.54	1416.32	1463.83	1504.61
		72”(1829mm)	JDSL-2472-J	W			1432.36	1478.24	1520.65	1566.53
		78”(1981mm)	JDSL-2478-J	W			1489.18	1540.16	1577.47	1628.45
		84”(2134mm)	JDSL-2484-J	W			1546.00	1602.08	1634.29	1690.37
29”(737mm)	30”(762mm)	48”(1219mm)	JDSL-3048-J	W			\$1249.30	\$1274.78	\$1339.75	\$1365.23
		54”(1372mm)	JDSL-3054-J	W			1306.12	1336.70	1396.57	1427.15
		60”(1524mm)	JDSL-3060-J	W			1362.94	1398.62	1453.39	1489.07
		66”(1676mm)	JDSL-3066-J	W			1419.76	1460.54	1510.21	1550.99
		72”(1829mm)	JDSL-3072-J	W			1476.58	1522.46	1567.03	1612.91
		78”(1981mm)	JDSL-3078-J	W			1533.40	1584.38	1623.85	1674.83
		84”(2134mm)	JDSL-3084-J	W			1590.22	1646.30	1680.67	1736.75



### Features

- Includes laminate top, wood end panel, steel modesty panel, and assembly hardware (pedestal not included).
- High-pressure laminate top has 3mm edgeband on user and guest edge, and 1mm edgeband on sides.
- Modesty panel is available with or without scallop wireway for cable management; scallop is centered at top of modesty panel.
- Desk orientation can be field-changed from left to right or right to left. Order hole plugs (qty. 8) from eParts to cover exposed mounting holes.
- Glides provide 1"(25mm) adjustment range.
- Field assembled.

### Specification Tip

- One X Series or V Series desk pedestal must be specified separately; nominal depth of desk pedestal must match nominal depth of desk top.

### To Order, Specify:

- Product number, including:

#### ① Orientation:

- AF** Left-hand  
**FA** Right-hand

#### ② Modesty Panel Height:

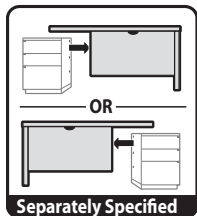
- B** 1/3 Height  
**D** 3/4 Height, add \$66.97 list  
**F** Full Height, add \$133.92 list

#### ③ Modesty Panel Cable Management:

- N** No Scallop  
**S** Scallop

- Laminate color for top.
- Edge trim color for top.
- Wood finish color for end panel.
- Trim color for modesty panel.

**\*Note:** Desk pedestal must be specified separately.



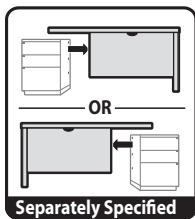
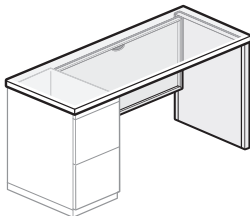
JDSL-JAFWDS  
(Left-Hand)



# X Series Single Pedestal Desks

Standard Rectangular Single Pedestal Desk — Wood Top with Steel End Panel

Height	Depth	Width	Number	①	②	③	End Panel - Steel Trim A		End Panel - Steel Trim B	
							Modesty - Steel Trim A	Trim B	Modesty - Steel Trim A	Trim B
Top — Wood Group A										
29"(737mm)	24"(610mm)	48"(1219mm)	JDSW-2448-K	S			\$1446.33	\$1471.81	\$1490.52	\$1516.00
		54"(1372mm)	JDSW-2454-K	S			1503.15	1533.73	1547.34	1577.92
		60"(1524mm)	JDSW-2460-K	S			1559.97	1595.65	1604.16	1639.84
		66"(1676mm)	JDSW-2466-K	S			1616.79	1657.57	1660.98	1701.76
		72"(1829mm)	JDSW-2472-K	S			1673.61	1719.49	1717.80	1763.68
		78"(1981mm)	JDSW-2478-K	S			1730.43	1781.41	1774.62	1825.60
		84"(2134mm)	JDSW-2484-K	S			1787.25	1843.33	1831.44	1887.52
29"(737mm)	30"(762mm)	48"(1219mm)	JDSW-3048-K	S			\$1508.19	\$1533.67	\$1562.46	\$1587.94
		54"(1372mm)	JDSW-3054-K	S			1565.01	1595.59	1619.28	1649.86
		60"(1524mm)	JDSW-3060-K	S			1621.83	1657.51	1676.10	1711.78
		66"(1676mm)	JDSW-3066-K	S			1678.65	1719.43	1732.92	1773.70
		72"(1829mm)	JDSW-3072-K	S			1735.47	1781.35	1789.74	1835.62
		78"(1981mm)	JDSW-3078-K	S			1792.29	1843.27	1846.56	1897.54
		84"(2134mm)	JDSW-3084-K	S			1849.11	1905.19	1903.38	1959.46
Top — Wood Group B										
29"(737mm)	24"(610mm)	48"(1219mm)	JDSW-2448-K	S			1522.07	\$1547.55	\$1566.26	\$1591.74
		54"(1372mm)	JDSW-2454-K	S			1584.29	1614.87	1628.48	1659.06
		60"(1524mm)	JDSW-2460-K	S			1646.51	1682.19	1690.70	1726.38
		66"(1676mm)	JDSW-2466-K	S			1708.73	1749.51	1752.92	1793.70
		72"(1829mm)	JDSW-2472-K	S			1770.95	1816.83	1815.14	1861.02
		78"(1981mm)	JDSW-2478-K	S			1833.17	1884.15	1877.36	1928.34
		84"(2134mm)	JDSW-2484-K	S			1895.39	1951.47	1939.58	1995.66
29"(737mm)	30"(762mm)	48"(1219mm)	JDSW-3048-K	S			\$1587.23	\$1612.71	\$1641.50	\$1666.98
		54"(1372mm)	JDSW-3054-K	S			1649.45	1680.03	1703.72	1734.30
		60"(1524mm)	JDSW-3060-K	S			1711.67	1747.35	1765.94	1801.62
		66"(1676mm)	JDSW-3066-K	S			1773.89	1814.67	1828.16	1868.94
		72"(1829mm)	JDSW-3072-K	S			1836.11	1881.99	1890.38	1936.26
		78"(1981mm)	JDSW-3078-K	S			1898.33	1949.31	1952.60	2003.58
		84"(2134mm)	JDSW-3084-K	S			1960.55	2016.63	2014.82	2070.90



JDSW-KAFSDS  
(Left-Hand)

## Features

- Includes wood top, steel end panel, steel modesty panel, and assembly hardware (pedestal not included).
- Wood veneer top has 3mm edgeband on user and guest edge, and 1mm edgeband on sides.
- Modesty panel is available with or without scallop wireway for cable management; scallop is centered at top of modesty panel.
- Desk orientation can be field-changed from left to right or right to left. Order hole plugs (qty. 8) from eParts to cover exposed mounting holes.
- Glides provide 1"(25mm) adjustment range.
- Field assembled.

## Specification Tip

- One X Series or V Series desk pedestal must be specified separately; nominal depth of desk pedestal must match nominal depth of desk top.

## To Order, Specify:

- Product number, including:

### ① Orientation:

- AF** Left-hand  
**FA** Right-hand

### ② Modesty Panel Height:

- B** 1/3 Height  
**D** 3/4 Height, add **\$66.97** list  
**F** Full Height, add **\$133.92** list

### ③ Modesty Panel Cable Management:

- N** No Scallop  
**S** Scallop

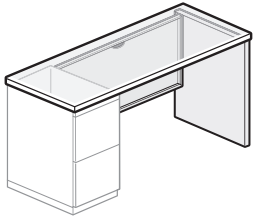
- Wood finish color for top.
- Trim color for end panel.
- Trim color for modesty panel.

**\*Note:** Desk pedestal must be specified separately.

## X Series Single Pedestal Desks

Standard Rectangular Single Pedestal Desk — Wood Top with Laminate End Panel

Height	Depth	Width	Number	①	②	③	End Panel - Laminate A		End Panel - Laminate B	
							Modesty - Steel	Trim A	Trim B	Modesty - Steel
Top — Wood Group A										
29”(737mm)	24”(610mm)	48”(1219mm)	JDSW-2448-K	L			\$1336.42	\$1361.90	\$1336.42	\$1361.90
		54”(1372mm)	JDSW-2454-K	L			1393.24	1423.82	1393.24	1423.82
		60”(1524mm)	JDSW-2460-K	L			1450.06	1485.74	1450.06	1485.74
		66”(1676mm)	JDSW-2466-K	L			1506.88	1547.66	1506.88	1547.66
		72”(1829mm)	JDSW-2472-K	L			1563.70	1609.58	1563.70	1609.58
		78”(1981mm)	JDSW-2478-K	L			1620.52	1671.50	1620.52	1671.50
		84”(2134mm)	JDSW-2484-K	L			1677.34	1733.42	1677.34	1733.42
29”(737mm)	30”(762mm)	48”(1219mm)	JDSW-3048-K	L			\$1398.28	\$1423.76	\$1398.28	\$1423.76
		54”(1372mm)	JDSW-3054-K	L			1455.10	1485.68	1455.10	1485.68
		60”(1524mm)	JDSW-3060-K	L			1511.92	1547.60	1511.92	1547.60
		66”(1676mm)	JDSW-3066-K	L			1568.74	1609.52	1568.74	1609.52
		72”(1829mm)	JDSW-3072-K	L			1625.56	1671.44	1625.56	1671.44
		78”(1981mm)	JDSW-3078-K	L			1682.38	1733.36	1682.38	1733.36
		84”(2134mm)	JDSW-3084-K	L			1739.20	1795.28	1739.20	1795.28
Top — Wood Group B										
29”(737mm)	24”(610mm)	48”(1219mm)	JDSW-2448-K	L			1412.16	\$1437.64	\$1412.16	\$1437.64
		54”(1372mm)	JDSW-2454-K	L			1474.38	1504.96	1474.38	1504.96
		60”(1524mm)	JDSW-2460-K	L			1536.60	1572.28	1536.60	1572.28
		66”(1676mm)	JDSW-2466-K	L			1598.82	1639.60	1598.82	1639.60
		72”(1829mm)	JDSW-2472-K	L			1661.04	1706.92	1661.04	1706.92
		78”(1981mm)	JDSW-2478-K	L			1723.26	1774.24	1723.26	1774.24
		84”(2134mm)	JDSW-2484-K	L			1785.48	1841.56	1785.48	1841.56
29”(737mm)	30”(762mm)	48”(1219mm)	JDSW-3048-K	L			\$1477.32	\$1502.80	\$1477.32	\$1502.80
		54”(1372mm)	JDSW-3054-K	L			1539.54	1570.12	1539.54	1570.12
		60”(1524mm)	JDSW-3060-K	L			1601.76	1637.44	1601.76	1637.44
		66”(1676mm)	JDSW-3066-K	L			1663.98	1704.76	1663.98	1704.76
		72”(1829mm)	JDSW-3072-K	L			1726.20	1772.08	1726.20	1772.08
		78”(1981mm)	JDSW-3078-K	L			1788.42	1839.40	1788.42	1839.40
		84”(2134mm)	JDSW-3084-K	L			1850.64	1906.72	1850.64	1906.72



### Features

- Includes wood top, laminate end panel, steel modesty panel, and assembly hardware (pedestal not included).
- Wood veneer top has 3mm edgeband on user and guest edge, and 1mm edgeband on sides.
- Modesty panel is available with or without scallop wireway for cable management; scallop is centered at top of modesty panel.
- Desk orientation can be field-changed from left to right or right to left. Order hole plugs (qty. 8) from eParts to cover exposed mounting holes.
- Glides provide 1"(25mm) adjustment range.
- Field assembled.

### Specification Tip

- One X Series or V Series desk pedestal must be specified separately; nominal depth of desk pedestal must match nominal depth of desk top.

### To Order, Specify:

- Product number, including:

#### ① Orientation:

- AF** Left-hand  
**FA** Right-hand

#### ② Modesty Panel Height:

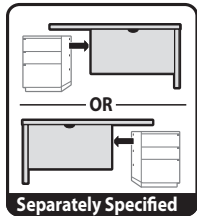
- B** 1/3 Height  
**D** 3/4 Height, add **\$66.97** list  
**F** Full Height, add **\$133.92** list

#### ③ Modesty Panel Cable Management:

- N** No Scallop  
**S** Scallop

- Wood finish color for top.
- Laminate color for end panel.
- Edge trim color for end panel.
- Trim color for modesty panel.

**\*Note:** Desk pedestal must be specified separately.

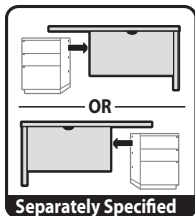
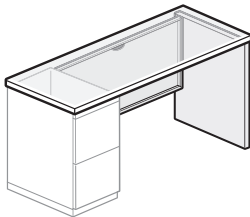


JDSW-KAFLDS  
(Left-Hand)

# X Series Single Pedestal Desks

Standard Rectangular Single Pedestal Desk — Wood Top with Wood End Panel

Height	Depth	Width	Number	①	②	③	End Panel - Wood Group A		End Panel - Wood Group B	
							Modesty - Steel Trim A	Trim B	Modesty - Steel Trim A	Trim B
Top — Wood Group A										
29”(737mm)	24”(610mm)	48”(1219mm)	JDSW-2448-K	■	W	■	\$1508.23	\$1533.71	\$1596.52	\$1622.00
		54”(1372mm)	JDSW-2454-K	■	W	■	1565.05	1595.63	1653.34	1683.92
		60”(1524mm)	JDSW-2460-K	■	W	■	1621.87	1657.55	1710.16	1745.84
		66”(1676mm)	JDSW-2466-K	■	W	■	1678.69	1719.47	1766.98	1807.76
		72”(1829mm)	JDSW-2472-K	■	W	■	1735.51	1781.39	1823.80	1869.68
		78”(1981mm)	JDSW-2478-K	■	W	■	1792.33	1843.31	1880.62	1931.60
		84”(2134mm)	JDSW-2484-K	■	W	■	1849.15	1905.23	1937.44	1993.52
29”(737mm)	30”(762mm)	48”(1219mm)	JDSW-3048-K	■	W	■	\$1570.09	\$1595.57	\$1660.54	\$1686.02
		54”(1372mm)	JDSW-3054-K	■	W	■	1626.91	1657.49	1717.36	1747.94
		60”(1524mm)	JDSW-3060-K	■	W	■	1683.73	1719.41	1774.18	1809.86
		66”(1676mm)	JDSW-3066-K	■	W	■	1740.55	1781.33	1831.00	1871.78
		72”(1829mm)	JDSW-3072-K	■	W	■	1797.37	1843.25	1887.82	1933.70
		78”(1981mm)	JDSW-3078-K	■	W	■	1854.19	1905.17	1944.64	1995.62
		84”(2134mm)	JDSW-3084-K	■	W	■	1911.01	1967.09	2001.46	2057.54
Top — Wood Group B										
29”(737mm)	24”(610mm)	48”(1219mm)	JDSW-2448-K	■	W	■	1583.97	\$1609.45	\$1672.26	\$1697.74
		54”(1372mm)	JDSW-2454-K	■	W	■	1646.19	1676.77	1734.48	1765.06
		60”(1524mm)	JDSW-2460-K	■	W	■	1708.41	1744.09	1796.70	1832.38
		66”(1676mm)	JDSW-2466-K	■	W	■	1770.63	1811.41	1858.92	1899.70
		72”(1829mm)	JDSW-2472-K	■	W	■	1832.85	1878.73	1921.14	1967.02
		78”(1981mm)	JDSW-2478-K	■	W	■	1895.07	1946.05	1983.36	2034.34
		84”(2134mm)	JDSW-2484-K	■	W	■	1957.29	2013.37	2045.58	2101.66
29”(737mm)	30”(762mm)	48”(1219mm)	JDSW-3048-K	■	W	■	\$1649.13	\$1674.61	\$1739.58	\$1765.06
		54”(1372mm)	JDSW-3054-K	■	W	■	1711.35	1741.93	1801.80	1832.38
		60”(1524mm)	JDSW-3060-K	■	W	■	1773.57	1809.25	1864.02	1899.70
		66”(1676mm)	JDSW-3066-K	■	W	■	1835.79	1876.57	1926.24	1967.02
		72”(1829mm)	JDSW-3072-K	■	W	■	1898.01	1943.89	1988.46	2034.34
		78”(1981mm)	JDSW-3078-K	■	W	■	1960.23	2011.21	2050.68	2101.66
		84”(2134mm)	JDSW-3084-K	■	W	■	2022.45	2078.53	2112.90	2168.98



JDSW-KAFWDS  
(Left-Hand)

## Features

- Includes wood top, wood end panel, steel modesty panel, and assembly hardware (pedestal not included).
- Wood veneer top has 3mm edgeband on user and guest edge, and 1mm edgeband on sides.
- Modesty panel is available with or without scallop wireway for cable management; scallop is centered at top of modesty panel.
- Desk orientation can be field-changed from left to right or right to left. Order hole plugs (qty. 8) from eParts to cover exposed mounting holes.
- Glides provide 1"(25mm) adjustment range.
- Field assembled.

## Specification Tip

- One X Series or V Series desk pedestal must be specified separately; nominal depth of desk pedestal must match nominal depth of desk top.

## To Order, Specify:

- Product number, including:

### ① Orientation:

- AF** Left-hand  
**FA** Right-hand

### ② Modesty Panel Height:

- B** 1/3 Height  
**D** 3/4 Height, add **\$66.97** list  
**F** Full Height, add **\$133.92** list

### ③ Modesty Panel Cable Management:

- N** No Scallop  
**S** Scallop

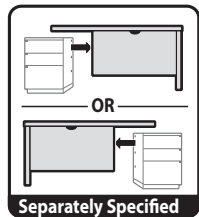
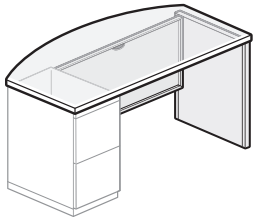
- Wood finish color for top.
- Wood finish color for end panel.
- Trim color for modesty panel.

**\*Note:** Desk pedestal must be specified separately.

# X Series Single Pedestal Desks

Standard Bow Front Single Pedestal Desk — Laminate Top with Steel End Panel

Height	Depth	Width	Number	①	②	③	End Panel - Steel Trim A		End Panel - Steel Trim B	
							Modesty - Steel Trim A	Trim B	Modesty - Steel Trim A	Trim B
Top — Laminate A										
29”(737mm)	24”(610mm)	48”(1219mm)	JDGL-2448-J	S			\$1232.88	\$1258.36	\$1277.07	\$1302.55
		54”(1372mm)	JDGL-2454-J	S			1289.70	1320.28	1333.89	1364.47
		60”(1524mm)	JDGL-2460-J	S			1346.52	1382.20	1390.71	1426.39
		66”(1676mm)	JDGL-2466-J	S			1403.34	1444.12	1447.53	1488.31
		72”(1829mm)	JDGL-2472-J	S			1460.16	1506.04	1504.35	1550.23
		78”(1981mm)	JDGL-2478-J	S			1516.98	1567.96	1561.17	1612.15
		84”(2134mm)	JDGL-2484-J	S			1573.80	1629.88	1617.99	1674.07
29”(737mm)	30”(762mm)	48”(1219mm)	JDGL-3048-J	S			\$1277.10	\$1302.58	\$1331.37	\$1356.85
		54”(1372mm)	JDGL-3054-J	S			1333.92	1364.50	1388.19	1418.77
		60”(1524mm)	JDGL-3060-J	S			1390.74	1426.42	1445.01	1480.69
		66”(1676mm)	JDGL-3066-J	S			1447.56	1488.34	1501.83	1542.61
		72”(1829mm)	JDGL-3072-J	S			1504.38	1550.26	1558.65	1604.53
		78”(1981mm)	JDGL-3078-J	S			1561.20	1612.18	1615.47	1666.45
		84”(2134mm)	JDGL-3084-J	S			1618.02	1674.10	1672.29	1728.37
Top — Laminate B										
29”(737mm)	24”(610mm)	48”(1219mm)	JDGL-2448-J	S			1232.88	\$1258.36	\$1277.07	\$1302.55
		54”(1372mm)	JDGL-2454-J	S			1289.70	1320.28	1333.89	1364.47
		60”(1524mm)	JDGL-2460-J	S			1346.52	1382.20	1390.71	1426.39
		66”(1676mm)	JDGL-2466-J	S			1403.34	1444.12	1447.53	1488.31
		72”(1829mm)	JDGL-2472-J	S			1460.16	1506.04	1504.35	1550.23
		78”(1981mm)	JDGL-2478-J	S			1516.98	1567.96	1561.17	1612.15
		84”(2134mm)	JDGL-2484-J	S			1573.80	1629.88	1617.99	1674.07
29”(737mm)	30”(762mm)	48”(1219mm)	JDGL-3048-J	S			\$1277.10	\$1302.58	\$1331.37	\$1356.85
		54”(1372mm)	JDGL-3054-J	S			1333.92	1364.50	1388.19	1418.77
		60”(1524mm)	JDGL-3060-J	S			1390.74	1426.42	1445.01	1480.69
		66”(1676mm)	JDGL-3066-J	S			1447.56	1488.34	1501.83	1542.61
		72”(1829mm)	JDGL-3072-J	S			1504.38	1550.26	1558.65	1604.53
		78”(1981mm)	JDGL-3078-J	S			1561.20	1612.18	1615.47	1666.45
		84”(2134mm)	JDGL-3084-J	S			1618.02	1674.10	1672.29	1728.37

JDGL-JAFSDS  
(Left-Hand)

## Features

- Includes laminate top, steel end panel, steel modesty panel, and assembly hardware (pedestal not included).
- High-pressure laminate top has 3mm edgeband on user and guest edge, and 1mm edgeband on sides.
- Bow edge on guest side extends 6"(152mm) beyond pedestal and end panel at the center of the desk.
- Modesty panel is available with or without scallop wireway for cable management; scallop is centered at top of modesty panel.
- Desk orientation can be field-changed from left to right or right to left. Order hole plugs (qty. 8) from eParts to cover exposed mounting holes.
- Glides provide 1"(25mm) adjustment range.
- Field assembled.

## Specification Tip

- One X Series or V Series desk pedestal must be specified separately; nominal depth of desk pedestal must match nominal depth of desk top.

## To Order, Specify:

- Product number, including:

### ① Orientation:

- AF** Left-hand
- FA** Right-hand

### ② Modesty Panel Height:

- B** 1/3 Height
- D** 3/4 Height, add **\$66.97** list
- F** Full Height, add **\$133.92** list

### ③ Modesty Panel Cable Management:





















































































- N** No Scallop
- S** Scallop

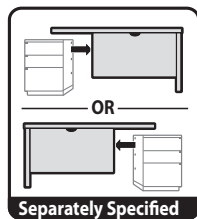
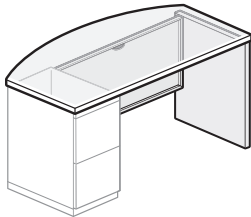
- Laminate color for top.
- Edge trim color for top.
- Trim color for end panel.
- Trim color for modesty panel.

**\*Note:** Desk pedestal must be specified separately.

# X Series Single Pedestal Desks

Standard Bow Front Single Pedestal Desk — Laminate Top with Laminate End Panel

Height	Depth	Width	Number	①	②	③	End Panel - Laminate A		End Panel - Laminate B	
							Modesty - Steel	Trim A	Trim B	Modesty - Steel
Top — Laminate A										
29"(737mm)	24"(610mm)	48"(1219mm)	JDGL-2448-J				\$1122.97	\$1148.45	\$1122.97	\$1148.45
		54"(1372mm)	JDGL-2454-J				1179.79	1210.37	1179.79	1210.37
		60"(1524mm)	JDGL-2460-J				1236.61	1272.29	1236.61	1272.29
		66"(1676mm)	JDGL-2466-J				1293.43	1334.21	1293.43	1334.21
		72"(1829mm)	JDGL-2472-J				1350.25	1396.13	1350.25	1396.13
		78"(1981mm)	JDGL-2478-J				1407.07	1458.05	1407.07	1458.05
		84"(2134mm)	JDGL-2484-J				1463.89	1519.97	1463.89	1519.97
29"(737mm)	30"(762mm)	48"(1219mm)	JDGL-3048-J				\$1167.19	\$1192.67	\$1167.19	\$1192.67
		54"(1372mm)	JDGL-3054-J				1224.01	1254.59	1224.01	1254.59
		60"(1524mm)	JDGL-3060-J				1280.83	1316.51	1280.83	1316.51
		66"(1676mm)	JDGL-3066-J				1337.65	1378.43	1337.65	1378.43
		72"(1829mm)	JDGL-3072-J				1394.47	1440.35	1394.47	1440.35
		78"(1981mm)	JDGL-3078-J				1451.29	1502.27	1451.29	1502.27
		84"(2134mm)	JDGL-3084-J				1508.11	1564.19	1508.11	1564.19
Top — Laminate B										
29"(737mm)	24"(610mm)	48"(1219mm)	JDGL-2448-J				1122.97	\$1148.45	\$1122.97	\$1148.45
		54"(1372mm)	JDGL-2454-J				1179.79	1210.37	1179.79	1210.37
		60"(1524mm)	JDGL-2460-J				1236.61	1272.29	1236.61	1272.29
		66"(1676mm)	JDGL-2466-J				1293.43	1334.21	1293.43	1334.21
		72"(1829mm)	JDGL-2472-J				1350.25	1396.13	1350.25	1396.13
		78"(1981mm)	JDGL-2478-J				1407.07	1458.05	1407.07	1458.05
		84"(2134mm)	JDGL-2484-J				1463.89	1519.97	1463.89	1519.97
29"(737mm)	30"(762mm)	48"(1219mm)	JDGL-3048-J				\$1167.19	\$1192.67	\$1167.19	\$1192.67
		54"(1372mm)	JDGL-3054-J				1224.01	1254.59	1224.01	1254.59
		60"(1524mm)	JDGL-3060-J				1280.83	1316.51	1280.83	1316.51
		66"(1676mm)	JDGL-3066-J				1337.65	1378.43	1337.65	1378.43
		72"(1829mm)	JDGL-3072-J				1394.47	1440.35	1394.47	1440.35
		78"(1981mm)	JDGL-3078-J				1451.29	1502.27	1451.29	1502.27
		84"(2134mm)	JDGL-3084-J				1508.11	1564.19	1508.11	1564.19

JDGL-JAFLDS  
(Left-Hand)

## Features

- Includes laminate top, laminate end panel, steel modesty panel, and assembly hardware (pedestal not included).
- High-pressure laminate top has 3mm edgeband on user and guest edge, and 1mm edgeband on sides.
- Bow edge on guest side extends 6"(152mm) beyond pedestal and end panel at the center of the desk.
- Modesty panel is available with or without scallop wireway for cable management; scallop is centered at top of modesty panel.
- Desk orientation can be field-changed from left to right or right to left. Order hole plugs (qty. 8) from eParts to cover exposed mounting holes.
- Glides provide 1"(25mm) adjustment range.
- Field assembled.

## Specification Tip

- One X Series or V Series desk pedestal must be specified separately; nominal depth of desk pedestal must match nominal depth of desk top.

## To Order, Specify:

- Product number, including:

### ① Orientation:

- AF** Left-hand
- FA** Right-hand

### ② Modesty Panel Height:

- B** 1/3 Height
- D** 3/4 Height, add **\$66.97** list
- F** Full Height, add **\$133.92** list

### ③ Modesty Panel Cable Management:

- N** No Scallop
- S** Scallop

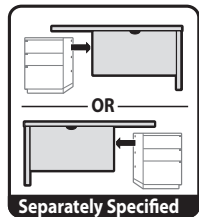
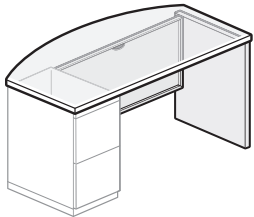
- Laminate color for top.
- Edge trim color for top.
- Laminate color for end panel.
- Edge trim color for end panel.
- Trim color for modesty panel.

**\*Note:** Desk pedestal must be specified separately.

## X Series Single Pedestal Desks

Standard Bow Front Single Pedestal Desk — Laminate Top with Wood End Panel

Height	Depth	Width	Number	①	②	③	End Panel - Wood Group A		End Panel - Wood Group B	
							Modesty - Steel Trim A	Trim B	Modesty - Steel Trim A	Trim B
Top — Laminate A										
29”(737mm)	24”(610mm)	48”(1219mm)	JDGL-2448-J	W			\$1294.78	\$1320.26	\$1383.07	\$1408.55
		54”(1372mm)	JDGL-2454-J	W			1351.60	1382.18	1439.89	1470.47
		60”(1524mm)	JDGL-2460-J	W			1408.42	1444.10	1496.71	1532.39
		66”(1676mm)	JDGL-2466-J	W			1465.24	1506.02	1553.53	1594.31
		72”(1829mm)	JDGL-2472-J	W			1522.06	1567.94	1610.35	1656.23
		78”(1981mm)	JDGL-2478-J	W			1578.88	1629.86	1667.17	1718.15
		84”(2134mm)	JDGL-2484-J	W			1635.70	1691.78	1723.99	1780.07
29”(737mm)	30”(762mm)	48”(1219mm)	JDGL-3048-J	W			\$1339.00	\$1364.48	\$1429.45	\$1454.93
		54”(1372mm)	JDGL-3054-J	W			1395.82	1426.40	1486.27	1516.85
		60”(1524mm)	JDGL-3060-J	W			1452.64	1488.32	1543.09	1578.77
		66”(1676mm)	JDGL-3066-J	W			1509.46	1550.24	1599.91	1640.69
		72”(1829mm)	JDGL-3072-J	W			1566.28	1612.16	1656.73	1702.61
		78”(1981mm)	JDGL-3078-J	W			1623.10	1674.08	1713.55	1764.53
		84”(2134mm)	JDGL-3084-J	W			1679.92	1736.00	1770.37	1826.45
Top — Laminate B										
29”(737mm)	24”(610mm)	48”(1219mm)	JDGL-2448-J	W			1294.78	\$1320.26	\$1383.07	\$1408.55
		54”(1372mm)	JDGL-2454-J	W			1351.60	1382.18	1439.89	1470.47
		60”(1524mm)	JDGL-2460-J	W			1408.42	1444.10	1496.71	1532.39
		66”(1676mm)	JDGL-2466-J	W			1465.24	1506.02	1553.53	1594.31
		72”(1829mm)	JDGL-2472-J	W			1522.06	1567.94	1610.35	1656.23
		78”(1981mm)	JDGL-2478-J	W			1578.88	1629.86	1667.17	1718.15
		84”(2134mm)	JDGL-2484-J	W			1635.70	1691.78	1723.99	1780.07
29”(737mm)	30”(762mm)	48”(1219mm)	JDGL-3048-J	W			\$1339.00	\$1364.48	\$1429.45	\$1454.93
		54”(1372mm)	JDGL-3054-J	W			1395.82	1426.40	1486.27	1516.85
		60”(1524mm)	JDGL-3060-J	W			1452.64	1488.32	1543.09	1578.77
		66”(1676mm)	JDGL-3066-J	W			1509.46	1550.24	1599.91	1640.69
		72”(1829mm)	JDGL-3072-J	W			1566.28	1612.16	1656.73	1702.61
		78”(1981mm)	JDGL-3078-J	W			1623.10	1674.08	1713.55	1764.53
		84”(2134mm)	JDGL-3084-J	W			1679.92	1736.00	1770.37	1826.45



JDGL-JAFWDS  
(Left-Hand)

### Features

- Includes laminate top, wood end panel, steel modesty panel, and assembly hardware (pedestal not included).
- High-pressure laminate top has 3mm edgeband on user and guest edge, and 1mm edgeband on sides.
- Bow edge on guest side extends 6"(152mm) beyond pedestal and end panel at the center of the desk.
- Modesty panel is available with or without scallop wireway for cable management; scallop is centered at top of modesty panel.
- Desk orientation can be field-changed from left to right or right to left. Order hole plugs (qty. 8) from eParts to cover exposed mounting holes.
- Glides provide 1"(25mm) adjustment range.
- Field assembled.

### Specification Tip

- One X Series or V Series desk pedestal must be specified separately; nominal depth of desk pedestal must match nominal depth of desk top.

### To Order, Specify:

- Product number, including:

#### ① Orientation:

- AF** Left-hand
- FA** Right-hand

#### ② Modesty Panel Height:

- B** 1/3 Height
- D** 3/4 Height, add **\$66.97** list
- F** Full Height, add **\$133.92** list

#### ③ Modesty Panel Cable Management:

- N** No Scallop
- S** Scallop

- Laminate color for top.
- Edge trim color for top.
- Wood finish color for end panel.
- Trim color for modesty panel.

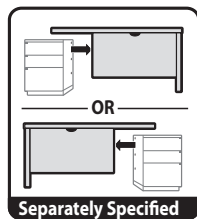
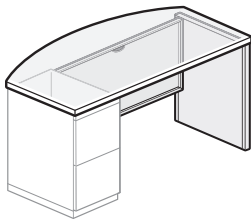
**\*Note:** Desk pedestal must be specified separately.



# X Series Single Pedestal Desks

Standard Bow Front Single Pedestal Desk — Wood Top with Steel End Panel

Height	Depth	Width	Number	①	②	③	End Panel - Steel Trim A		End Panel - Steel Trim B	
							Modesty - Steel Trim A	Trim B	Modesty - Steel Trim A	Trim B
Top — Wood Group A										
29"(737mm)	24"(610mm)	48"(1219mm)	JDGW-2448-K	S			\$1553.71	\$1579.19	\$1597.90	\$1623.38
		54"(1372mm)	JDGW-2454-K	S			1610.53	1641.11	1654.72	1685.30
		60"(1524mm)	JDGW-2460-K	S			1667.35	1703.03	1711.54	1747.22
		66"(1676mm)	JDGW-2466-K	S			1724.17	1764.95	1768.36	1809.14
		72"(1829mm)	JDGW-2472-K	S			1780.99	1826.87	1825.18	1871.06
		78"(1981mm)	JDGW-2478-K	S			1837.81	1888.79	1882.00	1932.98
		84"(2134mm)	JDGW-2484-K	S			1894.63	1950.71	1938.82	1994.90
29"(737mm)	30"(762mm)	48"(1219mm)	JDGW-3048-K	S			\$1615.57	\$1641.05	\$1669.84	\$1695.32
		54"(1372mm)	JDGW-3054-K	S			1672.39	1702.97	1726.66	1757.24
		60"(1524mm)	JDGW-3060-K	S			1729.21	1764.89	1783.48	1819.16
		66"(1676mm)	JDGW-3066-K	S			1786.03	1826.81	1840.30	1881.08
		72"(1829mm)	JDGW-3072-K	S			1842.85	1888.73	1897.12	1943.00
		78"(1981mm)	JDGW-3078-K	S			1899.67	1950.65	1953.94	2004.92
		84"(2134mm)	JDGW-3084-K	S			1956.49	2012.57	2010.76	2066.84
Top — Wood Group B										
29"(737mm)	24"(610mm)	48"(1219mm)	JDGW-2448-K	S			1648.56	\$1674.04	\$1692.75	\$1718.23
		54"(1372mm)	JDGW-2454-K	S			1710.78	1741.36	1754.97	1785.55
		60"(1524mm)	JDGW-2460-K	S			1773.00	1808.68	1817.19	1852.87
		66"(1676mm)	JDGW-2466-K	S			1835.22	1876.00	1879.41	1920.19
		72"(1829mm)	JDGW-2472-K	S			1897.44	1943.32	1941.63	1987.51
		78"(1981mm)	JDGW-2478-K	S			1959.66	2010.64	2003.85	2054.83
		84"(2134mm)	JDGW-2484-K	S			2021.88	2077.96	2066.07	2122.15
29"(737mm)	30"(762mm)	48"(1219mm)	JDGW-3048-K	S			\$1713.72	\$1739.20	\$1767.99	\$1793.47
		54"(1372mm)	JDGW-3054-K	S			1775.94	1806.52	1830.21	1860.79
		60"(1524mm)	JDGW-3060-K	S			1838.16	1873.84	1892.43	1928.11
		66"(1676mm)	JDGW-3066-K	S			1900.38	1941.16	1954.65	1995.43
		72"(1829mm)	JDGW-3072-K	S			1962.60	2008.48	2016.87	2062.75
		78"(1981mm)	JDGW-3078-K	S			2024.82	2075.80	2079.09	2130.07
		84"(2134mm)	JDGW-3084-K	S			2087.04	2143.12	2141.31	2197.39

JDGW-KAFSDS  
(Left-Hand)

## Features

- Includes wood top, steel end panel, steel modesty panel, and assembly hardware (pedestal not included).
- Wood veneer top has 3mm edgeband on user and guest edge, and 1mm edgeband on sides.
- Bow edge on guest side extends 6"(152mm) beyond pedestal and end panel at the center of the desk.
- Modesty panel is available with or without scallop wireway for cable management; scallop is centered at top of modesty panel.
- Desk orientation can be field-changed from left to right or right to left. Order hole plugs (qty. 8) from eParts to cover exposed mounting holes.
- Glides provide 1"(25mm) adjustment range.
- Field assembled.

## Specification Tip

- One X Series or V Series desk pedestal must be specified separately; nominal depth of desk pedestal must match nominal depth of desk top.

## To Order, Specify:

- Product number, including:

### ① Orientation:

- AF** Left-hand
- FA** Right-hand

### ② Modesty Panel Height:

- B** 1/3 Height
- D** 3/4 Height, add **\$66.97** list
- F** Full Height, add **\$133.92** list

### ③ Modesty Panel Cable Management:

- N** No Scallop
- S** Scallop

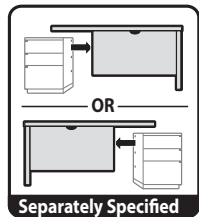
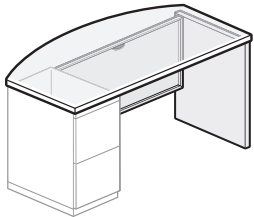
- Wood finish color for top.
- Trim color for end panel.
- Trim color for modesty panel.

**\*Note:** Desk pedestal must be specified separately.

## X Series Single Pedestal Desks

Standard Bow Front Single Pedestal Desk — Wood Top with Laminate End Panel

Height	Depth	Width	Number	①	②	③	End Panel - Laminate A		End Panel - Laminate B	
							Modesty - Steel	Trim A	Trim B	Modesty - Steel
Top — Wood Group A										
29”(737mm)	24”(610mm)	48”(1219mm)	JDGW-2448-K	L			\$1443.80	\$1469.28	\$1443.80	\$1469.28
		54”(1372mm)	JDGW-2454-K	L			1500.62	1531.20	1500.62	1531.20
		60”(1524mm)	JDGW-2460-K	L			1557.44	1593.12	1557.44	1593.12
		66”(1676mm)	JDGW-2466-K	L			1614.26	1655.04	1614.26	1655.04
		72”(1829mm)	JDGW-2472-K	L			1671.08	1716.96	1671.08	1716.96
		78”(1981mm)	JDGW-2478-K	L			1727.90	1778.88	1727.90	1778.88
		84”(2134mm)	JDGW-2484-K	L			1784.72	1840.80	1784.72	1840.80
29”(737mm)	30”(762mm)	48”(1219mm)	JDGW-3048-K	L			\$1505.66	\$1531.14	\$1505.66	\$1531.14
		54”(1372mm)	JDGW-3054-K	L			1562.48	1593.06	1562.48	1593.06
		60”(1524mm)	JDGW-3060-K	L			1619.30	1654.98	1619.30	1654.98
		66”(1676mm)	JDGW-3066-K	L			1676.12	1716.90	1676.12	1716.90
		72”(1829mm)	JDGW-3072-K	L			1732.94	1778.82	1732.94	1778.82
		78”(1981mm)	JDGW-3078-K	L			1789.76	1840.74	1789.76	1840.74
		84”(2134mm)	JDGW-3084-K	L			1846.58	1902.66	1846.58	1902.66
Top — Wood Group B										
29”(737mm)	24”(610mm)	48”(1219mm)	JDGW-2448-K	L			1538.65	\$1564.13	\$1538.65	\$1564.13
		54”(1372mm)	JDGW-2454-K	L			1600.87	1631.45	1600.87	1631.45
		60”(1524mm)	JDGW-2460-K	L			1663.09	1698.77	1663.09	1698.77
		66”(1676mm)	JDGW-2466-K	L			1725.31	1766.09	1725.31	1766.09
		72”(1829mm)	JDGW-2472-K	L			1787.53	1833.41	1787.53	1833.41
		78”(1981mm)	JDGW-2478-K	L			1849.75	1900.73	1849.75	1900.73
		84”(2134mm)	JDGW-2484-K	L			1911.97	1968.05	1911.97	1968.05
29”(737mm)	30”(762mm)	48”(1219mm)	JDGW-3048-K	L			\$1603.81	\$1629.29	\$1603.81	\$1629.29
		54”(1372mm)	JDGW-3054-K	L			1666.03	1696.61	1666.03	1696.61
		60”(1524mm)	JDGW-3060-K	L			1728.25	1763.93	1728.25	1763.93
		66”(1676mm)	JDGW-3066-K	L			1790.47	1831.25	1790.47	1831.25
		72”(1829mm)	JDGW-3072-K	L			1852.69	1898.57	1852.69	1898.57
		78”(1981mm)	JDGW-3078-K	L			1914.91	1965.89	1914.91	1965.89
		84”(2134mm)	JDGW-3084-K	L			1977.13	2033.21	1977.13	2033.21



JDGW-KAFLDS  
(Left-Hand)

### Features

- Includes wood top, laminate end panel, steel modesty panel, and assembly hardware (pedestal not included).
- Wood veneer top has 3mm edgeband on user and guest edge, and 1mm edgeband on sides.
- Bow edge on guest side extends 6"(152mm) beyond pedestal and end panel at the center of the desk.
- Modesty panel is available with or without scallop wireway for cable management; scallop is centered at top of modesty panel.
- Desk orientation can be field-changed from left to right or right to left. Order hole plugs (qty. 8) from eParts to cover exposed mounting holes.
- Glides provide 1"(25mm) adjustment range.
- Field assembled.

### Specification Tip

- One X Series or V Series desk pedestal must be specified separately; nominal depth of desk pedestal must match nominal depth of desk top.

### To Order, Specify:

- Product number, including:

#### ① Orientation:

- AF** Left-hand
- FA** Right-hand

#### ② Modesty Panel Height:

- B** 1/3 Height
- D** 3/4 Height, add **\$66.97** list
- F** Full Height, add **\$133.92** list

#### ③ Modesty Panel Cable Management:

- N** No Scallop
- S** Scallop

- Wood finish color for top.
- Laminate color for end panel.
- Edge trim color for end panel.
- Trim color for modesty panel.

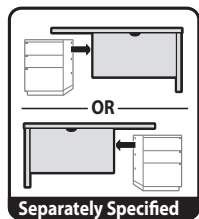
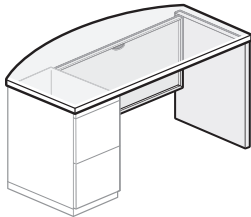
**\*Note:** Desk pedestal must be specified separately.



# X Series Single Pedestal Desks

Standard Bow Front Single Pedestal Desk — Wood Top with Wood End Panel

Height	Depth	Width	Number	①	②	③	End Panel - Wood Group A		End Panel - Wood Group B	
							Modesty - Steel Trim A	Trim B	Modesty - Steel Trim A	Trim B
Top — Wood Group A										
29”(737mm)	24”(610mm)	48”(1219mm)	JDGW-2448-K	W			\$1615.61	\$1641.09	\$1703.90	\$1729.38
		54”(1372mm)	JDGW-2454-K	W			1672.43	1703.01	1760.72	1791.30
		60”(1524mm)	JDGW-2460-K	W			1729.25	1764.93	1817.54	1853.22
		66”(1676mm)	JDGW-2466-K	W			1786.07	1826.85	1874.36	1915.14
		72”(1829mm)	JDGW-2472-K	W			1842.89	1888.77	1931.18	1977.06
		78”(1981mm)	JDGW-2478-K	W			1899.71	1950.69	1988.00	2038.98
		84”(2134mm)	JDGW-2484-K	W			1956.53	2012.61	2044.82	2100.90
29”(737mm)	30”(762mm)	48”(1219mm)	JDGW-3048-K	W			\$1677.47	\$1702.95	\$1767.92	\$1793.40
		54”(1372mm)	JDGW-3054-K	W			1734.29	1764.87	1824.74	1855.32
		60”(1524mm)	JDGW-3060-K	W			1791.11	1826.79	1881.56	1917.24
		66”(1676mm)	JDGW-3066-K	W			1847.93	1888.71	1938.38	1979.16
		72”(1829mm)	JDGW-3072-K	W			1904.75	1950.63	1995.20	2041.08
		78”(1981mm)	JDGW-3078-K	W			1961.57	2012.55	2052.02	2103.00
		84”(2134mm)	JDGW-3084-K	W			2018.39	2074.47	2108.84	2164.92
Top — Wood Group B										
29”(737mm)	24”(610mm)	48”(1219mm)	JDGW-2448-K	W			1710.46	\$1735.94	\$1798.75	\$1824.23
		54”(1372mm)	JDGW-2454-K	W			1772.68	1803.26	1860.97	1891.55
		60”(1524mm)	JDGW-2460-K	W			1834.90	1870.58	1923.19	1958.87
		66”(1676mm)	JDGW-2466-K	W			1897.12	1937.90	1985.41	2026.19
		72”(1829mm)	JDGW-2472-K	W			1959.34	2005.22	2047.63	2093.51
		78”(1981mm)	JDGW-2478-K	W			2021.56	2072.54	2109.85	2160.83
		84”(2134mm)	JDGW-2484-K	W			2083.78	2139.86	2172.07	2228.15
29”(737mm)	30”(762mm)	48”(1219mm)	JDGW-3048-K	W			\$1775.62	\$1801.10	\$1866.07	\$1891.55
		54”(1372mm)	JDGW-3054-K	W			1837.84	1868.42	1928.29	1958.87
		60”(1524mm)	JDGW-3060-K	W			1900.06	1935.74	1990.51	2026.19
		66”(1676mm)	JDGW-3066-K	W			1962.28	2003.06	2052.73	2093.51
		72”(1829mm)	JDGW-3072-K	W			2024.50	2070.38	2114.95	2160.83
		78”(1981mm)	JDGW-3078-K	W			2086.72	2137.70	2177.17	2228.15
		84”(2134mm)	JDGW-3084-K	W			2148.94	2205.02	2239.39	2295.47

JDGW-KAFWDS  
(Left-Hand)

## Features

- Includes wood top, wood end panel, steel modesty panel, and assembly hardware (pedestal not included).
- Wood veneer top has 3mm edgeband on user and guest edge, and 1mm edgeband on sides.
- Bow edge on guest side extends 6"(152mm) beyond pedestal and end panel at the center of the desk.
- Modesty panel is available with or without scallop wireway for cable management; scallop is centered at top of modesty panel.
- Desk orientation can be field-changed from left to right or right to left. Order hole plugs (qty. 8) from eParts to cover exposed mounting holes.
- Glides provide 1"(25mm) adjustment range.
- Field assembled.

## Specification Tip

- One X Series or V Series desk pedestal must be specified separately; nominal depth of desk pedestal must match nominal depth of desk top.

## To Order, Specify:

- Product number, including:

### ① Orientation:

- AF** Left-hand
- FA** Right-hand

### ② Modesty Panel Height:

- B** 1/3 Height
- D** 3/4 Height, add **\$66.97** list
- F** Full Height, add **\$133.92** list

### ③ Modesty Panel Cable Management:

- N** No Scallop
- S** Scallop

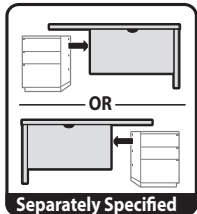
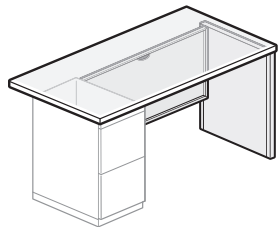
- Wood finish color for top.
- Wood finish color for end panel.
- Trim color for modesty panel.

**\*Note:** Desk pedestal must be specified separately.

# X Series Single Pedestal Desks

Executive Rectangular Single Pedestal Desk — Laminate Top with Steel End Panel

Height	Depth	Width	Number	①	②	③	End Panel - Steel Trim A		End Panel - Steel Trim B	
							Modesty - Steel Trim A	Trim B	Modesty - Steel Trim A	Trim B
Top — Laminate A										
29”(737mm)	30”(762mm)	48”(1219mm)	JDXL-3048-J	S			\$1187.40	\$1212.88	\$1241.67	\$1267.15
		54”(1372mm)	JDXL-3054-J	S			1244.22	1274.80	1298.49	1329.07
		60”(1524mm)	JDXL-3060-J	S			1301.04	1336.72	1355.31	1390.99
		66”(1676mm)	JDXL-3066-J	S			1357.86	1398.64	1412.13	1452.91
		72”(1829mm)	JDXL-3072-J	S			1414.68	1460.56	1468.95	1514.83
		78”(1981mm)	JDXL-3078-J	S			1471.50	1522.48	1525.77	1576.75
		84”(2134mm)	JDXL-3084-J	S			1528.32	1584.40	1582.59	1638.67
29”(737mm)	36”(914mm)	48”(1219mm)	JDXL-3648-J	S			\$1231.62	\$1257.10	\$1295.97	\$1321.45
		54”(1372mm)	JDXL-3654-J	S			1288.44	1319.02	1352.79	1383.37
		60”(1524mm)	JDXL-3660-J	S			1345.26	1380.94	1409.61	1445.29
		66”(1676mm)	JDXL-3666-J	S			1402.08	1442.86	1466.43	1507.21
		72”(1829mm)	JDXL-3672-J	S			1458.90	1504.78	1523.25	1569.13
		78”(1981mm)	JDXL-3678-J	S			1515.72	1566.70	1580.07	1631.05
		84”(2134mm)	JDXL-3684-J	S			1572.54	1628.62	1636.89	1692.97
Top — Laminate B										
29”(737mm)	30”(762mm)	48”(1219mm)	JDXL-3048-J	S			1187.40	\$1212.88	\$1241.67	\$1267.15
		54”(1372mm)	JDXL-3054-J	S			1244.22	1274.80	1298.49	1329.07
		60”(1524mm)	JDXL-3060-J	S			1301.04	1336.72	1355.31	1390.99
		66”(1676mm)	JDXL-3066-J	S			1357.86	1398.64	1412.13	1452.91
		72”(1829mm)	JDXL-3072-J	S			1414.68	1460.56	1468.95	1514.83
		78”(1981mm)	JDXL-3078-J	S			1471.50	1522.48	1525.77	1576.75
		84”(2134mm)	JDXL-3084-J	S			1528.32	1584.40	1582.59	1638.67
29”(737mm)	36”(914mm)	48”(1219mm)	JDXL-3648-J	S			\$1231.62	\$1257.10	\$1295.97	\$1321.45
		54”(1372mm)	JDXL-3654-J	S			1288.44	1319.02	1352.79	1383.37
		60”(1524mm)	JDXL-3660-J	S			1345.26	1380.94	1409.61	1445.29
		66”(1676mm)	JDXL-3666-J	S			1402.08	1442.86	1466.43	1507.21
		72”(1829mm)	JDXL-3672-J	S			1458.90	1504.78	1523.25	1569.13
		78”(1981mm)	JDXL-3678-J	S			1515.72	1566.70	1580.07	1631.05
		84”(2134mm)	JDXL-3684-J	S			1572.54	1628.62	1636.89	1692.97

JDXL-JAFSDS  
(Left-Hand)

## Features

- Includes laminate top, steel end panel, steel modesty panel, and assembly hardware (pedestal not included).
- High-pressure laminate top has 3mm edgeband on user and guest edge, and 1mm edgeband on sides.
- Edge on guest side extends 6"(152mm) beyond pedestal and end panel along the entire width of the desk.
- Modesty panel is available with or without scallop wireway for cable management; scallop is centered at top of modesty panel.
- Desk orientation can be field-changed from left to right or right to left. Order hole plugs (qty. 8) from eParts to cover exposed mounting holes.
- Glides provide 1"(25mm) adjustment range.
- Field assembled.

## Specification Tip

- One X Series or V Series desk pedestal must be specified separately; nominal depth of desk pedestal must be 6"(152mm) less than nominal depth of desk top. See table.

## Desk/Pedestal Nominal Depths

Desk Depth	Pedestal Depth
30"(762mm)	24"(610mm)
36"(914mm)	30"(762mm)

## To Order, Specify:

- Product number, including:

### ① Orientation:

- AF** Left-hand  
**FA** Right-hand

### ② Modesty Panel Height:

- B** 1/3 Height  
**D** 3/4 Height, add \$66.97 list  
**F** Full Height, add \$133.92 list

### ③ Modesty Panel Cable Management:

- N** No Scallop  
**S** Scallop

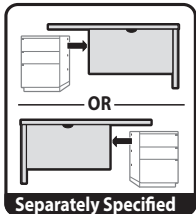
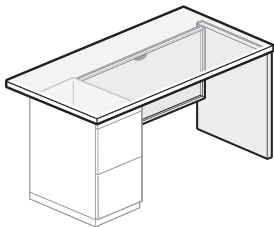
- Laminate color for top.
- Edge trim color for top.
- Trim color for end panel.
- Trim color for modesty panel.

**\*Note:** Desk pedestal must be specified separately.

# X Series Single Pedestal Desks

Executive Rectangular Single Pedestal Desk — Laminate Top with Laminate End Panel

Height	Depth	Width	Number	①	②	③	End Panel - Laminate A		End Panel - Laminate B	
							Modesty - Steel Trim A	Trim B	Modesty - Steel Trim A	Trim B
Top — Laminate A										
29"(737mm)	30"(762mm)	48"(1219mm)	JDXL-3048-J				\$1077.49	\$1102.97	\$1077.49	\$1102.97
		54"(1372mm)	JDXL-3054-J				1134.31	1164.89	1134.31	1164.89
		60"(1524mm)	JDXL-3060-J				1191.13	1226.81	1191.13	1226.81
		66"(1676mm)	JDXL-3066-J				1247.95	1288.73	1247.95	1288.73
		72"(1829mm)	JDXL-3072-J				1304.77	1350.65	1304.77	1350.65
		78"(1981mm)	JDXL-3078-J				1361.59	1412.57	1361.59	1412.57
		84"(2134mm)	JDXL-3084-J				1418.41	1474.49	1418.41	1474.49
29"(737mm)	36"(914mm)	48"(1219mm)	JDXL-3648-J				\$1121.71	\$1147.19	\$1121.71	\$1147.19
		54"(1372mm)	JDXL-3654-J				1178.53	1209.11	1178.53	1209.11
		60"(1524mm)	JDXL-3660-J				1235.35	1271.03	1235.35	1271.03
		66"(1676mm)	JDXL-3666-J				1292.17	1332.95	1292.17	1332.95
		72"(1829mm)	JDXL-3672-J				1348.99	1394.87	1348.99	1394.87
		78"(1981mm)	JDXL-3678-J				1405.81	1456.79	1405.81	1456.79
		84"(2134mm)	JDXL-3684-J				1462.63	1518.71	1462.63	1518.71
Top — Laminate B										
29"(737mm)	30"(762mm)	48"(1219mm)	JDXL-3048-J				1077.49	\$1102.97	\$1077.49	\$1102.97
		54"(1372mm)	JDXL-3054-J				1134.31	1164.89	1134.31	1164.89
		60"(1524mm)	JDXL-3060-J				1191.13	1226.81	1191.13	1226.81
		66"(1676mm)	JDXL-3066-J				1247.95	1288.73	1247.95	1288.73
		72"(1829mm)	JDXL-3072-J				1304.77	1350.65	1304.77	1350.65
		78"(1981mm)	JDXL-3078-J				1361.59	1412.57	1361.59	1412.57
		84"(2134mm)	JDXL-3084-J				1418.41	1474.49	1418.41	1474.49
29"(737mm)	36"(914mm)	48"(1219mm)	JDXL-3648-J				\$1121.71	\$1147.19	\$1121.71	\$1147.19
		54"(1372mm)	JDXL-3654-J				1178.53	1209.11	1178.53	1209.11
		60"(1524mm)	JDXL-3660-J				1235.35	1271.03	1235.35	1271.03
		66"(1676mm)	JDXL-3666-J				1292.17	1332.95	1292.17	1332.95
		72"(1829mm)	JDXL-3672-J				1348.99	1394.87	1348.99	1394.87
		78"(1981mm)	JDXL-3678-J				1405.81	1456.79	1405.81	1456.79
		84"(2134mm)	JDXL-3684-J				1462.63	1518.71	1462.63	1518.71

JDXL-JAFLDS  
(Left-Hand)

## Features

- Includes laminate top, laminate end panel, steel modesty panel, and assembly hardware (pedestal not included).
- High-pressure laminate top has 3mm edgeband on user and guest edge, and 1mm edgeband on sides.
- Edge on guest side extends 6"(152mm) beyond pedestal and end panel along the entire width of the desk.
- Modesty panel is available with or without scallop wireway for cable management; scallop is centered at top of modesty panel.
- Desk orientation can be field-changed from left to right or right to left. Order hole plugs (qty. 8) from eParts to cover exposed mounting holes.
- Glides provide 1"(25mm) adjustment range.
- Field assembled.

## Specification Tip

- One X Series or V Series desk pedestal must be specified separately; nominal depth of desk pedestal must be 6"(152mm) less than nominal depth of desk top. See table.

## Desk/Pedestal Nominal Depths

Desk Depth	Pedestal Depth
30"(762mm)	24"(610mm)
36"(914mm)	30"(762mm)

## To Order, Specify:

- Product number, including:

### ① Orientation:

- AF** Left-hand  
**FA** Right-hand

### ② Modesty Panel Height:

- B** 1/3 Height  
**D** 3/4 Height, add **\$66.97** list  
**F** Full Height, add **\$133.92** list

### ③ Modesty Panel Cable Management:

- N** No Scallop  
**S** Scallop

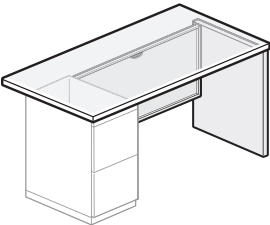
- Laminate color for top.
- Edge trim color for top.
- Laminate color for end panel.
- Edge trim color for end panel.
- Trim color for modesty panel.

**\*Note:** Desk pedestal must be specified separately.

X Series Single Pedestal Desks

Executive Rectangular Single Pedestal Desk — Laminate Top with Wood End Panel

Height	Depth	Width	Number	①	②	③	End Panel - Wood Group A		End Panel - Wood Group B	
							Modesty - Steel Trim A	Trim B	Modesty - Steel Trim A	Trim B
Top — Laminate A										
29"(737mm)	30"(762mm)	48"(1219mm)	JDXL-3048-J	W			\$1249.30	\$1274.78	\$1339.75	\$1365.23
		54"(1372mm)	JDXL-3054-J	W			1306.12	1336.70	1396.57	1427.15
		60"(1524mm)	JDXL-3060-J	W			1362.94	1398.62	1453.39	1489.07
		66"(1676mm)	JDXL-3066-J	W			1419.76	1460.54	1510.21	1550.99
		72"(1829mm)	JDXL-3072-J	W			1476.58	1522.46	1567.03	1612.91
		78"(1981mm)	JDXL-3078-J	W			1533.40	1584.38	1623.85	1674.83
		84"(2134mm)	JDXL-3084-J	W			1590.22	1646.30	1680.67	1736.75
29"(737mm)	36"(914mm)	48"(1219mm)	JDXL-3648-J	W			\$1293.52	\$1319.00	\$1386.13	\$1411.61
		54"(1372mm)	JDXL-3654-J	W			1350.34	1380.92	1442.95	1473.53
		60"(1524mm)	JDXL-3660-J	W			1407.16	1442.84	1499.77	1535.45
		66"(1676mm)	JDXL-3666-J	W			1463.98	1504.76	1556.59	1597.37
		72"(1829mm)	JDXL-3672-J	W			1520.80	1566.68	1613.41	1659.29
		78"(1981mm)	JDXL-3678-J	W			1577.62	1628.60	1670.23	1721.21
		84"(2134mm)	JDXL-3684-J	W			1634.44	1690.52	1727.05	1783.13
Top — Laminate B										
29"(737mm)	30"(762mm)	48"(1219mm)	JDXL-3048-J	W			1249.30	\$1274.78	\$1339.75	\$1365.23
		54"(1372mm)	JDXL-3054-J	W			1306.12	1336.70	1396.57	1427.15
		60"(1524mm)	JDXL-3060-J	W			1362.94	1398.62	1453.39	1489.07
		66"(1676mm)	JDXL-3066-J	W			1419.76	1460.54	1510.21	1550.99
		72"(1829mm)	JDXL-3072-J	W			1476.58	1522.46	1567.03	1612.91
		78"(1981mm)	JDXL-3078-J	W			1533.40	1584.38	1623.85	1674.83
		84"(2134mm)	JDXL-3084-J	W			1590.22	1646.30	1680.67	1736.75
29"(737mm)	36"(914mm)	48"(1219mm)	JDXL-3648-J	W			\$1293.52	\$1319.00	\$1386.13	\$1411.61
		54"(1372mm)	JDXL-3654-J	W			1350.34	1380.92	1442.95	1473.53
		60"(1524mm)	JDXL-3660-J	W			1407.16	1442.84	1499.77	1535.45
		66"(1676mm)	JDXL-3666-J	W			1463.98	1504.76	1556.59	1597.37
		72"(1829mm)	JDXL-3672-J	W			1520.80	1566.68	1613.41	1659.29
		78"(1981mm)	JDXL-3678-J	W			1577.62	1628.60	1670.23	1721.21
		84"(2134mm)	JDXL-3684-J	W			1634.44	1690.52	1727.05	1783.13



Features

- Includes laminate top, wood end panel, steel modesty panel, and assembly hardware (pedestal not included).
- High-pressure laminate top has 3mm edgeband on user and guest edge, and 1mm edgeband on sides.
- Edge on guest side extends 6"(152mm) beyond pedestal and end panel along the entire width of the desk.
- Modesty panel is available with or without scallop wireway for cable management; scallop is centered at top of modesty panel.
- Desk orientation can be field-changed from left to right or right to left. Order hole plugs (qty. 8) from eParts to cover exposed mounting holes.
- Glides provide 1"(25mm) adjustment range.
- Field assembled.

Specification Tip

- One X Series or V Series desk pedestal must be specified separately; nominal depth of desk pedestal must be 6"(152mm) less than nominal depth of desk top. See table.

Desk/Pedestal Nominal Depths

Desk Depth	Pedestal Depth
30"(762mm)	24"(610mm)
36"(914mm)	30"(762mm)

To Order, Specify:

1) Product number, including:

① Orientation:

- AF Left-hand
- FA Right-hand

② Modesty Panel Height:

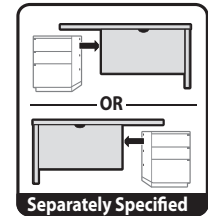
- B 1/3 Height
- D 3/4 Height, add \$66.97 list
- F Full Height, add \$133.92 list

③ Modesty Panel Cable Management:

- N No Scallop
- S Scallop

- 2) Laminate color for top.
- 3) Edge trim color for top.
- 4) Wood finish color for end panel.
- 5) Trim color for modesty panel.

\*Note: Desk pedestal must be specified separately.

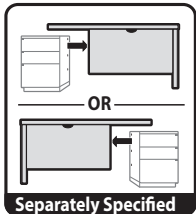
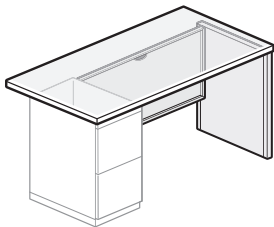


JDXL-JAFWDS  
(Left-Hand)

# X Series Single Pedestal Desks

Executive Rectangular Single Pedestal Desk — Wood Top with Steel End Panel

Height	Depth	Width	Number	①	②	③	End Panel - Steel Trim A		End Panel - Steel Trim B	
							Modesty - Steel Trim A	Trim B	Modesty - Steel Trim A	Trim B
Top — Wood Group A										
29"(737mm)	30"(762mm)	48"(1219mm)	JDXW-3048-K		S		\$1508.19	\$1533.67	\$1562.46	\$1587.94
		54"(1372mm)	JDXW-3054-K		S		1565.01	1595.59	1619.28	1649.86
		60"(1524mm)	JDXW-3060-K		S		1621.83	1657.51	1676.10	1711.78
		66"(1676mm)	JDXW-3066-K		S		1678.65	1719.43	1732.92	1773.70
		72"(1829mm)	JDXW-3072-K		S		1735.47	1781.35	1789.74	1835.62
		78"(1981mm)	JDXW-3078-K		S		1792.29	1843.27	1846.56	1897.54
		84"(2134mm)	JDXW-3084-K		S		1849.11	1905.19	1903.38	1959.46
29"(737mm)	36"(914mm)	48"(1219mm)	JDXW-3648-K		S		\$1570.05	\$1595.53	\$1634.40	\$1659.88
		54"(1372mm)	JDXW-3654-K		S		1626.87	1657.45	1691.22	1721.80
		60"(1524mm)	JDXW-3660-K		S		1683.69	1719.37	1748.04	1783.72
		66"(1676mm)	JDXW-3666-K		S		1740.51	1781.29	1804.86	1845.64
		72"(1829mm)	JDXW-3672-K		S		1797.33	1843.21	1861.68	1907.56
		78"(1981mm)	JDXW-3678-K		S		1854.15	1905.13	1918.50	1969.48
		84"(2134mm)	JDXW-3684-K		S		1910.97	1967.05	1975.32	2031.40
Top — Wood Group B										
29"(737mm)	30"(762mm)	48"(1219mm)	JDXW-3048-K		S		1587.23	\$1612.71	\$1641.50	\$1666.98
		54"(1372mm)	JDXW-3054-K		S		1649.45	1680.03	1703.72	1734.30
		60"(1524mm)	JDXW-3060-K		S		1711.67	1747.35	1765.94	1801.62
		66"(1676mm)	JDXW-3066-K		S		1773.89	1814.67	1828.16	1868.94
		72"(1829mm)	JDXW-3072-K		S		1836.11	1881.99	1890.38	1936.26
		78"(1981mm)	JDXW-3078-K		S		1898.33	1949.31	1952.60	2003.58
		84"(2134mm)	JDXW-3084-K		S		1960.55	2016.63	2014.82	2070.90
29"(737mm)	36"(914mm)	48"(1219mm)	JDXW-3648-K		S		\$1652.39	\$1677.87	\$1716.74	\$1742.22
		54"(1372mm)	JDXW-3654-K		S		1714.61	1745.19	1778.96	1809.54
		60"(1524mm)	JDXW-3660-K		S		1776.83	1812.51	1841.18	1876.86
		66"(1676mm)	JDXW-3666-K		S		1839.05	1879.83	1903.40	1944.18
		72"(1829mm)	JDXW-3672-K		S		1901.27	1947.15	1965.62	2011.50
		78"(1981mm)	JDXW-3678-K		S		1963.49	2014.47	2027.84	2078.82
		84"(2134mm)	JDXW-3684-K		S		2025.71	2081.79	2090.06	2146.14

JDXW-KAFSDS  
(Left-Hand)

## Features

- Includes wood top, steel end panel, steel modesty panel, and assembly hardware (pedestal not included).
- Wood veneer top has 3mm edgeband on user and guest edge, and 1mm edgeband on sides.
- Edge on guest side extends 6"(152mm) beyond pedestal and end panel along the entire width of the desk.
- Modesty panel is available with or without scallop wireway for cable management; scallop is centered at top of modesty panel.
- Desk orientation can be field-changed from left to right or right to left. Order hole plugs (qty. 8) from eParts to cover exposed mounting holes.
- Glides provide 1"(25mm) adjustment range.
- Field assembled.

## Specification Tip

- One X Series or V Series desk pedestal must be specified separately; nominal depth of desk pedestal must be 6"(152mm) less than nominal depth of desk top. See table.

## Desk/Pedestal Nominal Depths

Desk Depth	Pedestal Depth
30"(762mm)	24"(610mm)
36"(914mm)	30"(762mm)

## To Order, Specify:

- Product number, including:

### ① Orientation:

- AF** Left-hand  
**FA** Right-hand

### ② Modesty Panel Height:

- B** 1/3 Height  
**D** 3/4 Height, add **\$66.97** list  
**F** Full Height, add **\$133.92** list

### ③ Modesty Panel Cable Management:

- N** No Scallop  
**S** Scallop

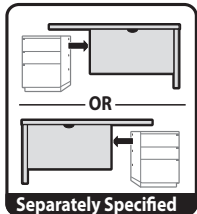
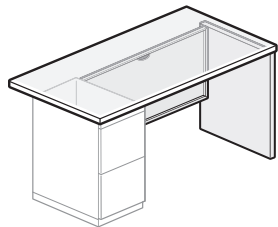
- Wood finish color for top.
- Trim color for end panel.
- Trim color for modesty panel.

**\*Note:** Desk pedestal must be specified separately.

## X Series Single Pedestal Desks

Executive Rectangular Single Pedestal Desk — Wood Top with Laminate End Panel

Height	Depth	Width	Number	①	②	③	End Panel - Laminate A		End Panel - Laminate B	
							Modesty - Steel Trim A	Trim B	Modesty - Steel Trim A	Trim B
Top — Wood Group A										
29”(737mm)	30”(762mm)	48”(1219mm)	JDXW-3048-K	L			\$1398.28	\$1423.76	\$1398.28	\$1423.76
		54”(1372mm)	JDXW-3054-K	L			1455.10	1485.68	1455.10	1485.68
		60”(1524mm)	JDXW-3060-K	L			1511.92	1547.60	1511.92	1547.60
		66”(1676mm)	JDXW-3066-K	L			1568.74	1609.52	1568.74	1609.52
		72”(1829mm)	JDXW-3072-K	L			1625.56	1671.44	1625.56	1671.44
		78”(1981mm)	JDXW-3078-K	L			1682.38	1733.36	1682.38	1733.36
		84”(2134mm)	JDXW-3084-K	L			1739.20	1795.28	1739.20	1795.28
29”(737mm)	36”(914mm)	48”(1219mm)	JDXW-3648-K	L			\$1460.14	\$1485.62	\$1460.14	\$1485.62
		54”(1372mm)	JDXW-3654-K	L			1516.96	1547.54	1516.96	1547.54
		60”(1524mm)	JDXW-3660-K	L			1573.78	1609.46	1573.78	1609.46
		66”(1676mm)	JDXW-3666-K	L			1630.60	1671.38	1630.60	1671.38
		72”(1829mm)	JDXW-3672-K	L			1687.42	1733.30	1687.42	1733.30
		78”(1981mm)	JDXW-3678-K	L			1744.24	1795.22	1744.24	1795.22
		84”(2134mm)	JDXW-3684-K	L			1801.06	1857.14	1801.06	1857.14
Top — Wood Group B										
29”(737mm)	30”(762mm)	48”(1219mm)	JDXW-3048-K	L			1477.32	\$1502.80	\$1477.32	\$1502.80
		54”(1372mm)	JDXW-3054-K	L			1539.54	1570.12	1539.54	1570.12
		60”(1524mm)	JDXW-3060-K	L			1601.76	1637.44	1601.76	1637.44
		66”(1676mm)	JDXW-3066-K	L			1663.98	1704.76	1663.98	1704.76
		72”(1829mm)	JDXW-3072-K	L			1726.20	1772.08	1726.20	1772.08
		78”(1981mm)	JDXW-3078-K	L			1788.42	1839.40	1788.42	1839.40
		84”(2134mm)	JDXW-3084-K	L			1850.64	1906.72	1850.64	1906.72
29”(737mm)	36”(914mm)	48”(1219mm)	JDXW-3648-K	L			\$1542.48	\$1567.96	\$1542.48	\$1567.96
		54”(1372mm)	JDXW-3654-K	L			1604.70	1635.28	1604.70	1635.28
		60”(1524mm)	JDXW-3660-K	L			1666.92	1702.60	1666.92	1702.60
		66”(1676mm)	JDXW-3666-K	L			1729.14	1769.92	1729.14	1769.92
		72”(1829mm)	JDXW-3672-K	L			1791.36	1837.24	1791.36	1837.24
		78”(1981mm)	JDXW-3678-K	L			1853.58	1904.56	1853.58	1904.56
		84”(2134mm)	JDXW-3684-K	L			1915.80	1971.88	1915.80	1971.88

JDXW-KAFLDS  
(Left-Hand)

### Features

- Includes wood top, laminate end panel, steel modesty panel, and assembly hardware (pedestal not included).
- Wood veneer top has 3mm edgeband on user and guest edge, and 1mm edgeband on sides.
- Edge on guest side extends 6"(152mm) beyond pedestal and end panel along the entire width of the desk.
- Modesty panel is available with or without scallop wireway for cable management; scallop is centered at top of modesty panel.
- Desk orientation can be field-changed from left to right or right to left. Order hole plugs (qty. 8) from eParts to cover exposed mounting holes.
- Glides provide 1"(25mm) adjustment range.
- Field assembled.

### Specification Tip

- One X Series or V Series desk pedestal must be specified separately; nominal depth of desk pedestal must be 6"(152mm) less than nominal depth of desk top. See table.

### Desk/Pedestal Nominal Depths

Desk Depth	Pedestal Depth
30"(762mm)	24"(610mm)
36"(914mm)	30"(762mm)

### To Order, Specify:

- Product number, including:

#### ① Orientation:

- AF** Left-hand  
**FA** Right-hand

#### ② Modesty Panel Height:

- B** 1/3 Height  
**D** 3/4 Height, add \$66.97 list  
**F** Full Height, add \$133.92 list

#### ③ Modesty Panel Cable Management:

- N** No Scallop  
**S** Scallop

- Wood finish color for top.
- Laminate color for end panel.
- Edge trim color for end panel.
- Trim color for modesty panel.

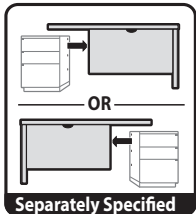
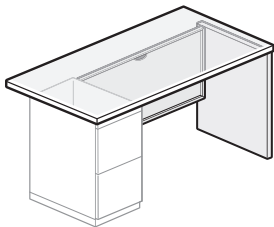
**\*Note:** Desk pedestal must be specified separately.



# X Series Single Pedestal Desks

Executive Rectangular Single Pedestal Desk — Wood Top with Wood End Panel

							End Panel - Wood Group A		End Panel - Wood Group B	
Height	Depth	Width	Number	①	②	③	Modesty - Steel		Modesty - Steel	
							Trim A	Trim B	Trim A	Trim B
Top — Wood Group A										
29”(737mm)	30”(762mm)	48”(1219mm)	JDXW-3048-K	■	W	■	\$1570.09	\$1595.57	\$1660.54	\$1686.02
		54”(1372mm)	JDXW-3054-K	■	W	■	1626.91	1657.49	1717.36	1747.94
		60”(1524mm)	JDXW-3060-K	■	W	■	1683.73	1719.41	1774.18	1809.86
		66”(1676mm)	JDXW-3066-K	■	W	■	1740.55	1781.33	1831.00	1871.78
		72”(1829mm)	JDXW-3072-K	■	W	■	1797.37	1843.25	1887.82	1933.70
		78”(1981mm)	JDXW-3078-K	■	W	■	1854.19	1905.17	1944.64	1995.62
		84”(2134mm)	JDXW-3084-K	■	W	■	1911.01	1967.09	2001.46	2057.54
29”(737mm)	36”(914mm)	48”(1219mm)	JDXW-3648-K	■	W	■	\$1631.95	\$1657.43	\$1724.56	\$1750.04
		54”(1372mm)	JDXW-3654-K	■	W	■	1688.77	1719.35	1781.38	1811.96
		60”(1524mm)	JDXW-3660-K	■	W	■	1745.59	1781.27	1838.20	1873.88
		66”(1676mm)	JDXW-3666-K	■	W	■	1802.41	1843.19	1895.02	1935.80
		72”(1829mm)	JDXW-3672-K	■	W	■	1859.23	1905.11	1951.84	1997.72
		78”(1981mm)	JDXW-3678-K	■	W	■	1916.05	1967.03	2008.66	2059.64
		84”(2134mm)	JDXW-3684-K	■	W	■	1972.87	2028.95	2065.48	2121.56
Top — Wood Group B										
29”(737mm)	30”(762mm)	48”(1219mm)	JDXW-3048-K	■	W	■	1649.13	\$1674.61	\$1739.58	\$1765.06
		54”(1372mm)	JDXW-3054-K	■	W	■	1711.35	1741.93	1801.80	1832.38
		60”(1524mm)	JDXW-3060-K	■	W	■	1773.57	1809.25	1864.02	1899.70
		66”(1676mm)	JDXW-3066-K	■	W	■	1835.79	1876.57	1926.24	1967.02
		72”(1829mm)	JDXW-3072-K	■	W	■	1898.01	1943.89	1988.46	2034.34
		78”(1981mm)	JDXW-3078-K	■	W	■	1960.23	2011.21	2050.68	2101.66
		84”(2134mm)	JDXW-3084-K	■	W	■	2022.45	2078.53	2112.90	2168.98
29”(737mm)	36”(914mm)	48”(1219mm)	JDXW-3648-K	■	W	■	\$1714.29	\$1739.77	\$1806.90	\$1832.38
		54”(1372mm)	JDXW-3654-K	■	W	■	1776.51	1807.09	1869.12	1899.70
		60”(1524mm)	JDXW-3660-K	■	W	■	1838.73	1874.41	1931.34	1967.02
		66”(1676mm)	JDXW-3666-K	■	W	■	1900.95	1941.73	1993.56	2034.34
		72”(1829mm)	JDXW-3672-K	■	W	■	1963.17	2009.05	2055.78	2101.66
		78”(1981mm)	JDXW-3678-K	■	W	■	2025.39	2076.37	2118.00	2168.98
		84”(2134mm)	JDXW-3684-K	■	W	■	2087.61	2143.69	2180.22	2236.30

JDXW-KAFWDS  
(Left-Hand)

## Features

- Includes wood top, wood end panel, steel modesty panel, and assembly hardware (pedestal not included).
- Wood veneer top has 3mm edgeband on user and guest edge, and 1mm edgeband on sides.
- Edge on guest side extends 6"(152mm) beyond pedestal and end panel along the entire width of the desk.
- Modesty panel is available with or without scallop wireway for cable management; scallop is centered at top of modesty panel.
- Desk orientation can be field-changed from left to right or right to left. Order hole plugs (qty. 8) from eParts to cover exposed mounting holes.
- Glides provide 1"(25mm) adjustment range.
- Field assembled.

## Specification Tip

- One X Series or V Series desk pedestal must be specified separately; nominal depth of desk pedestal must be 6"(152mm) less than nominal depth of desk top. See table.

## Desk/Pedestal Nominal Depths

Desk Depth	Pedestal Depth
30"(762mm)	24"(610mm)
36"(914mm)	30"(762mm)

## To Order, Specify:

- Product number, including:

### ① Orientation:

- AF** Left-hand  
**FA** Right-hand

### ② Modesty Panel Height:

- B** 1/3 Height  
**D** 3/4 Height, add **\$66.97** list  
**F** Full Height, add **\$133.92** list

### ③ Modesty Panel Cable Management:

- N** No Scallop  
**S** Scallop

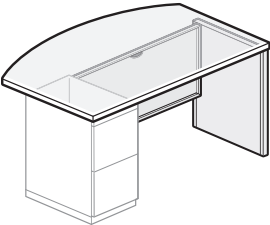
- Wood finish color for top.
- Wood finish color for end panel.
- Trim color for modesty panel.

**\*Note:** Desk pedestal must be specified separately.

X Series Single Pedestal Desks

Executive Bow Front Single Pedestal Desk — Laminate Top with Steel End Panel

Height	Depth	Width	Number	①	②	③	End Panel - Steel Trim A		End Panel - Steel Trim B	
							Modesty - Steel Trim A	Trim B	Modesty - Steel Trim A	Trim B
Top — Laminate A										
29"(737mm)	30"(762mm)	48"(1219mm)	JDHL-3048-J	S			\$1277.10	\$1302.58	\$1331.37	\$1356.85
		54"(1372mm)	JDHL-3054-J	S			1333.92	1364.50	1388.19	1418.77
		60"(1524mm)	JDHL-3060-J	S			1390.74	1426.42	1445.01	1480.69
		66"(1676mm)	JDHL-3066-J	S			1447.56	1488.34	1501.83	1542.61
		72"(1829mm)	JDHL-3072-J	S			1504.38	1550.26	1558.65	1604.53
		78"(1981mm)	JDHL-3078-J	S			1561.20	1612.18	1615.47	1666.45
		84"(2134mm)	JDHL-3084-J	S			1618.02	1674.10	1672.29	1728.37
29"(737mm)	36"(914mm)	48"(1219mm)	JDHL-3648-J	S			\$1321.32	\$1346.80	\$1385.67	\$1411.15
		54"(1372mm)	JDHL-3654-J	S			1378.14	1408.72	1442.49	1473.07
		60"(1524mm)	JDHL-3660-J	S			1434.96	1470.64	1499.31	1534.99
		66"(1676mm)	JDHL-3666-J	S			1491.78	1532.56	1556.13	1596.91
		72"(1829mm)	JDHL-3672-J	S			1548.60	1594.48	1612.95	1658.83
		78"(1981mm)	JDHL-3678-J	S			1605.42	1656.40	1669.77	1720.75
		84"(2134mm)	JDHL-3684-J	S			1662.24	1718.32	1726.59	1782.67
Top — Laminate B										
29"(737mm)	30"(762mm)	48"(1219mm)	JDHL-3048-J	S			1277.10	\$1302.58	\$1331.37	\$1356.85
		54"(1372mm)	JDHL-3054-J	S			1333.92	1364.50	1388.19	1418.77
		60"(1524mm)	JDHL-3060-J	S			1390.74	1426.42	1445.01	1480.69
		66"(1676mm)	JDHL-3066-J	S			1447.56	1488.34	1501.83	1542.61
		72"(1829mm)	JDHL-3072-J	S			1504.38	1550.26	1558.65	1604.53
		78"(1981mm)	JDHL-3078-J	S			1561.20	1612.18	1615.47	1666.45
		84"(2134mm)	JDHL-3084-J	S			1618.02	1674.10	1672.29	1728.37
29"(737mm)	36"(914mm)	48"(1219mm)	JDHL-3648-J	S			\$1321.32	\$1346.80	\$1385.67	\$1411.15
		54"(1372mm)	JDHL-3654-J	S			1378.14	1408.72	1442.49	1473.07
		60"(1524mm)	JDHL-3660-J	S			1434.96	1470.64	1499.31	1534.99
		66"(1676mm)	JDHL-3666-J	S			1491.78	1532.56	1556.13	1596.91
		72"(1829mm)	JDHL-3672-J	S			1548.60	1594.48	1612.95	1658.83
		78"(1981mm)	JDHL-3678-J	S			1605.42	1656.40	1669.77	1720.75
		84"(2134mm)	JDHL-3684-J	S			1662.24	1718.32	1726.59	1782.67



Features

- Includes laminate top, steel end panel, steel modesty panel, and assembly hardware (pedestal not included).
- High-pressure laminate top has 3mm edgeband on user and guest edge, and 1mm edgeband on sides.
- Bow edge on guest side extends 10"(254mm) beyond pedestal and end panel at the center of the desk (4"(102mm) of extension + 6"(152mm) of bow).
- Modesty panel is available with or without scallop wireway for cable management; scallop is centered at top of modesty panel.
- Desk orientation can be field-changed from left to right or right to left. Order hole plugs (qty. 8) from eParts to cover exposed mounting holes.
- Glides provide 1"(25mm) adjustment range.
- Field assembled.

Specification Tip

- One X Series or V Series desk pedestal must be specified separately; nominal depth of desk pedestal must be 6"(152mm) less than nominal depth of desk top. See table.

Desk/Pedestal Nominal Depths

Desk Depth	Pedestal Depth
30"(762mm)	24"(610mm)
36"(914mm)	30"(762mm)

To Order, Specify:

1) Product number, including:

1 Orientation:

- AF Left-hand
- FA Right-hand

2 Modesty Panel Height:

- B 1/3 Height
- D 3/4 Height, add \$66.97 list
- F Full Height, add \$133.92 list

3 Modesty Panel Cable Management:

- N No Scallop
- S Scallop

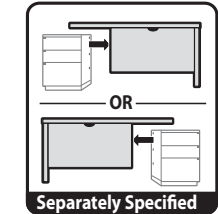
2) Laminate color for top.

3) Edge trim color for top.

4) Trim color for end panel.

5) Trim color for modesty panel.

\*Note: Desk pedestal must be specified separately.



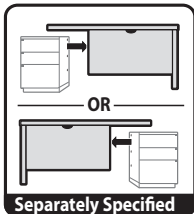
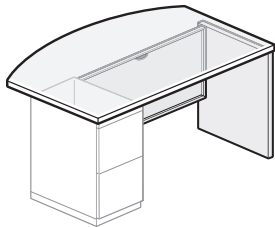
JDHL-JAFSDS  
(Left-Hand)



# X Series Single Pedestal Desks

Executive Bow Front Single Pedestal Desk — Laminate Top with Laminate End Panel

Height	Depth	Width	Number	①	②	③	End Panel - Laminate A		End Panel - Laminate B	
							Modesty - Steel Trim A	Trim B	Modesty - Steel Trim A	Trim B
Top — Laminate A										
29"(737mm)	30"(762mm)	48"(1219mm)	JDHL-3048-J				\$1167.19	\$1192.67	\$1167.19	\$1192.67
		54"(1372mm)	JDHL-3054-J				1224.01	1254.59	1224.01	1254.59
		60"(1524mm)	JDHL-3060-J				1280.83	1316.51	1280.83	1316.51
		66"(1676mm)	JDHL-3066-J				1337.65	1378.43	1337.65	1378.43
		72"(1829mm)	JDHL-3072-J				1394.47	1440.35	1394.47	1440.35
		78"(1981mm)	JDHL-3078-J				1451.29	1502.27	1451.29	1502.27
		84"(2134mm)	JDHL-3084-J				1508.11	1564.19	1508.11	1564.19
29"(737mm)	36"(914mm)	48"(1219mm)	JDHL-3648-J				\$1211.41	\$1236.89	\$1211.41	\$1236.89
		54"(1372mm)	JDHL-3654-J				1268.23	1298.81	1268.23	1298.81
		60"(1524mm)	JDHL-3660-J				1325.05	1360.73	1325.05	1360.73
		66"(1676mm)	JDHL-3666-J				1381.87	1422.65	1381.87	1422.65
		72"(1829mm)	JDHL-3672-J				1438.69	1484.57	1438.69	1484.57
		78"(1981mm)	JDHL-3678-J				1495.51	1546.49	1495.51	1546.49
		84"(2134mm)	JDHL-3684-J				1552.33	1608.41	1552.33	1608.41
Top — Laminate B										
29"(737mm)	30"(762mm)	48"(1219mm)	JDHL-3048-J				1167.19	\$1192.67	\$1167.19	\$1192.67
		54"(1372mm)	JDHL-3054-J				1224.01	1254.59	1224.01	1254.59
		60"(1524mm)	JDHL-3060-J				1280.83	1316.51	1280.83	1316.51
		66"(1676mm)	JDHL-3066-J				1337.65	1378.43	1337.65	1378.43
		72"(1829mm)	JDHL-3072-J				1394.47	1440.35	1394.47	1440.35
		78"(1981mm)	JDHL-3078-J				1451.29	1502.27	1451.29	1502.27
		84"(2134mm)	JDHL-3084-J				1508.11	1564.19	1508.11	1564.19
29"(737mm)	36"(914mm)	48"(1219mm)	JDHL-3648-J				\$1211.41	\$1236.89	\$1211.41	\$1236.89
		54"(1372mm)	JDHL-3654-J				1268.23	1298.81	1268.23	1298.81
		60"(1524mm)	JDHL-3660-J				1325.05	1360.73	1325.05	1360.73
		66"(1676mm)	JDHL-3666-J				1381.87	1422.65	1381.87	1422.65
		72"(1829mm)	JDHL-3672-J				1438.69	1484.57	1438.69	1484.57
		78"(1981mm)	JDHL-3678-J				1495.51	1546.49	1495.51	1546.49
		84"(2134mm)	JDHL-3684-J				1552.33	1608.41	1552.33	1608.41

JDHL-JAFLDS  
(Left-Hand)

## Features

- Includes laminate top, laminate end panel, steel modesty panel, and assembly hardware (pedestal not included).
- High-pressure laminate top has 3mm edgeband on user and guest edge, and 1mm edgeband on sides.
- Bow edge on guest side extends 10"(254mm) beyond pedestal and end panel at the center of the desk (4"(102mm) of extension + 6"(152mm) of bow).
- Modesty panel is available with or without scallop wireway for cable management; scallop is centered at top of modesty panel.
- Desk orientation can be field-changed from left to right or right to left. Order hole plugs (qty. 8) from eParts to cover exposed mounting holes.
- Glides provide 1"(25mm) adjustment range.
- Field assembled.

## Specification Tip

- One X Series or V Series desk pedestal must be specified separately; nominal depth of desk pedestal must be 6"(152mm) less than nominal depth of desk top. See table.

## Desk/Pedestal Nominal Depths

Desk Depth	Pedestal Depth
30"(762mm)	24"(610mm)
36"(914mm)	30"(762mm)

## To Order, Specify:

- Product number, including:

### ① Orientation:

- AF** Left-hand  
**FA** Right-hand

### ② Modesty Panel Height:

- B** 1/3 Height  
**D** 3/4 Height, add **\$66.97** list  
**F** Full Height, add **\$133.92** list

### ③ Modesty Panel Cable Management:

- N** No Scallop  
**S** Scallop

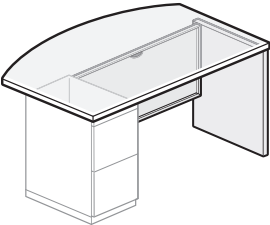
- Laminate color for top.
- Edge trim color for top.
- Laminate color for end panel.
- Trim color for end panel.
- Trim color for modesty panel.

**\*Note:** Desk pedestal must be specified separately.

X Series Single Pedestal Desks

Executive Bow Front Single Pedestal Desk — Laminate Top with Wood End Panel

Height	Depth	Width	Number	①	②	③	End Panel - Wood Group A		End Panel - Wood Group B	
							Modesty - Steel Trim A	Trim B	Modesty - Steel Trim A	Trim B
Top — Laminate A										
29"(737mm)	30"(762mm)	48"(1219mm)	JDHL-3048-J	W			\$1339.00	\$1364.48	\$1429.45	\$1454.93
		54"(1372mm)	JDHL-3054-J	W			1395.82	1426.40	1486.27	1516.85
		60"(1524mm)	JDHL-3060-J	W			1452.64	1488.32	1543.09	1578.77
		66"(1676mm)	JDHL-3066-J	W			1509.46	1550.24	1599.91	1640.69
		72"(1829mm)	JDHL-3072-J	W			1566.28	1612.16	1656.73	1702.61
		78"(1981mm)	JDHL-3078-J	W			1623.10	1674.08	1713.55	1764.53
		84"(2134mm)	JDHL-3084-J	W			1679.92	1736.00	1770.37	1826.45
29"(737mm)	36"(914mm)	48"(1219mm)	JDHL-3648-J	W			\$1383.22	\$1408.70	\$1475.83	\$1501.31
		54"(1372mm)	JDHL-3654-J	W			1440.04	1470.62	1532.65	1563.23
		60"(1524mm)	JDHL-3660-J	W			1496.86	1532.54	1589.47	1625.15
		66"(1676mm)	JDHL-3666-J	W			1553.68	1594.46	1646.29	1687.07
		72"(1829mm)	JDHL-3672-J	W			1610.50	1656.38	1703.11	1748.99
		78"(1981mm)	JDHL-3678-J	W			1667.32	1718.30	1759.93	1810.91
		84"(2134mm)	JDHL-3684-J	W			1724.14	1780.22	1816.75	1872.83
Top — Laminate B										
29"(737mm)	30"(762mm)	48"(1219mm)	JDHL-3048-J	W			1339.00	\$1364.48	\$1429.45	\$1454.93
		54"(1372mm)	JDHL-3054-J	W			1395.82	1426.40	1486.27	1516.85
		60"(1524mm)	JDHL-3060-J	W			1452.64	1488.32	1543.09	1578.77
		66"(1676mm)	JDHL-3066-J	W			1509.46	1550.24	1599.91	1640.69
		72"(1829mm)	JDHL-3072-J	W			1566.28	1612.16	1656.73	1702.61
		78"(1981mm)	JDHL-3078-J	W			1623.10	1674.08	1713.55	1764.53
		84"(2134mm)	JDHL-3084-J	W			1679.92	1736.00	1770.37	1826.45
29"(737mm)	36"(914mm)	48"(1219mm)	JDHL-3648-J	W			\$1383.22	\$1408.70	\$1475.83	\$1501.31
		54"(1372mm)	JDHL-3654-J	W			1440.04	1470.62	1532.65	1563.23
		60"(1524mm)	JDHL-3660-J	W			1496.86	1532.54	1589.47	1625.15
		66"(1676mm)	JDHL-3666-J	W			1553.68	1594.46	1646.29	1687.07
		72"(1829mm)	JDHL-3672-J	W			1610.50	1656.38	1703.11	1748.99
		78"(1981mm)	JDHL-3678-J	W			1667.32	1718.30	1759.93	1810.91
		84"(2134mm)	JDHL-3684-J	W			1724.14	1780.22	1816.75	1872.83



Features

- Includes laminate top, wood end panel, steel modesty panel, and assembly hardware (pedestal not included).
- High-pressure laminate top has 3mm edgeband on user and guest edge, and 1mm edgeband on sides.
- Bow edge on guest side extends 10"(254mm) beyond pedestal and end panel at the center of the desk (4"(102mm) of extension + 6"(152mm) of bow).
- Modesty panel is available with or without scallop wireway for cable management; scallop is centered at top of modesty panel.
- Desk orientation can be field-changed from left to right or right to left. Order hole plugs (qty. 8) from eParts to cover exposed mounting holes.
- Glides provide 1"(25mm) adjustment range.
- Field assembled.

Specification Tip

- One X Series or V Series desk pedestal must be specified separately; nominal depth of desk pedestal must be 6"(152mm) less than nominal depth of desk top. See table.

Desk/Pedestal Nominal Depths

Desk Depth	Pedestal Depth
30"(762mm)	24"(610mm)
36"(914mm)	30"(762mm)

To Order, Specify:

- 1) Product number, including:

1 Orientation:

- AF Left-hand  
FA Right-hand

2 Modesty Panel Height:

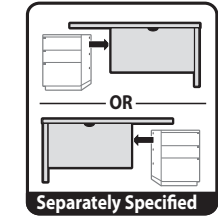
- B 1/3 Height  
D 3/4 Height, add \$66.97 list  
F Full Height, add \$133.92 list

3 Modesty Panel Cable Management:

- N No Scallop  
S Scallop

- 2) Laminate color for top.  
3) Edge trim color for top.  
4) Wood finish color for end panel.  
5) Trim color for modesty panel.

\*Note: Desk pedestal must be specified separately.

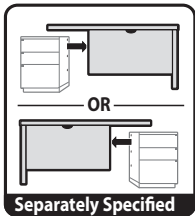
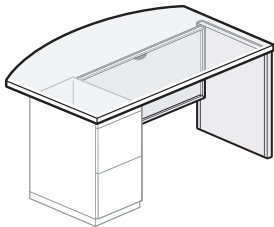


JDHL-JAFWDS  
(Left-Hand)

# X Series Single Pedestal Desks

Executive Bow Front Single Pedestal Desk — Wood Top with Steel End Panel

Height	Depth	Width	Number	①	②	③	End Panel - Steel Trim A		End Panel - Steel Trim B	
							Modesty - Steel Trim A	Trim B	Modesty - Steel Trim A	Trim B
Top — Wood Group A										
29”(737mm)	30”(762mm)	48”(1219mm)	JDHW-3048-K	S			\$1615.57	\$1641.05	\$1669.84	\$1695.32
		54”(1372mm)	JDHW-3054-K	S			1672.39	1702.97	1726.66	1757.24
		60”(1524mm)	JDHW-3060-K	S			1729.21	1764.89	1783.48	1819.16
		66”(1676mm)	JDHW-3066-K	S			1786.03	1826.81	1840.30	1881.08
		72”(1829mm)	JDHW-3072-K	S			1842.85	1888.73	1897.12	1943.00
		78”(1981mm)	JDHW-3078-K	S			1899.67	1950.65	1953.94	2004.92
		84”(2134mm)	JDHW-3084-K	S			1956.49	2012.57	2010.76	2066.84
29”(737mm)	36”(914mm)	48”(1219mm)	JDHW-3648-K	S			\$1677.43	\$1702.91	\$1741.78	\$1767.26
		54”(1372mm)	JDHW-3654-K	S			1734.25	1764.83	1798.60	1829.18
		60”(1524mm)	JDHW-3660-K	S			1791.07	1826.75	1855.42	1891.10
		66”(1676mm)	JDHW-3666-K	S			1847.89	1888.67	1912.24	1953.02
		72”(1829mm)	JDHW-3672-K	S			1904.71	1950.59	1969.06	2014.94
		78”(1981mm)	JDHW-3678-K	S			1961.53	2012.51	2025.88	2076.86
		84”(2134mm)	JDHW-3684-K	S			2018.35	2074.43	2082.70	2138.78
Top — Wood Group B										
29”(737mm)	30”(762mm)	48”(1219mm)	JDHW-3048-K	S			1713.72	\$1739.20	\$1767.99	\$1793.47
		54”(1372mm)	JDHW-3054-K	S			1775.94	1806.52	1830.21	1860.79
		60”(1524mm)	JDHW-3060-K	S			1838.16	1873.84	1892.43	1928.11
		66”(1676mm)	JDHW-3066-K	S			1900.38	1941.16	1954.65	1995.43
		72”(1829mm)	JDHW-3072-K	S			1962.60	2008.48	2016.87	2062.75
		78”(1981mm)	JDHW-3078-K	S			2024.82	2075.80	2079.09	2130.07
		84”(2134mm)	JDHW-3084-K	S			2087.04	2143.12	2141.31	2197.39
29”(737mm)	36”(914mm)	48”(1219mm)	JDHW-3648-K	S			\$1778.88	\$1804.36	\$1843.23	\$1868.71
		54”(1372mm)	JDHW-3654-K	S			1841.10	1871.68	1905.45	1936.03
		60”(1524mm)	JDHW-3660-K	S			1903.32	1939.00	1967.67	2003.35
		66”(1676mm)	JDHW-3666-K	S			1965.54	2006.32	2029.89	2070.67
		72”(1829mm)	JDHW-3672-K	S			2027.76	2073.64	2092.11	2137.99
		78”(1981mm)	JDHW-3678-K	S			2089.98	2140.96	2154.33	2205.31
		84”(2134mm)	JDHW-3684-K	S			2152.20	2208.28	2216.55	2272.63



JDHW-KAFSDS  
(Left-Hand)

## Features

- Includes wood top, steel end panel, steel modesty panel, and assembly hardware (pedestal not included).
- Wood veneer top has 3mm edgeband on user and guest edge, and 1mm edgeband on sides.
- Bow edge on guest side extends 10"(254mm) beyond pedestal and end panel at the center of the desk (4"(102mm) of extension + 6"(152mm) of bow).
- Modesty panel is available with or without scallop wireway for cable management; scallop is centered at top of modesty panel.
- Desk orientation can be field-changed from left to right or right to left. Order hole plugs (qty. 8) from eParts to cover exposed mounting holes.
- Glides provide 1"(25mm) adjustment range.
- Field assembled.

## Specification Tip

- One X Series or V Series desk pedestal must be specified separately; nominal depth of desk pedestal must be 6"(152mm) less than nominal depth of desk top. See table.

## Desk/Pedestal Nominal Depths

Desk Depth	Pedestal Depth
30"(762mm)	24"(610mm)
36"(914mm)	30"(762mm)

## To Order, Specify:

- Product number, including:

### ① Orientation:

- AF** Left-hand  
**FA** Right-hand

### ② Modesty Panel Height:

- B** 1/3 Height  
**D** 3/4 Height, add **\$66.97** list  
**F** Full Height, add **\$133.92** list

### ③ Modesty Panel Cable Management:

- N** No Scallop  
**S** Scallop

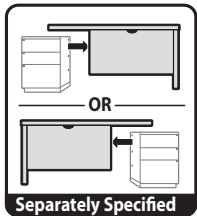
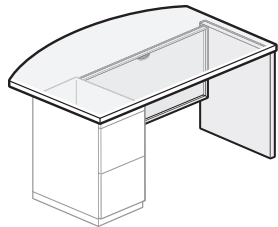
- Wood finish color for top.
- Trim color for end panel.
- Trim color for modesty panel.

**\*Note:** Desk pedestal must be specified separately.

# X Series Single Pedestal Desks

Executive Bow Front Single Pedestal Desk — Wood Top with Laminate End Panel

Height	Depth	Width	Number	①	②	③	End Panel - Laminate A		End Panel - Laminate B	
							Modesty - Steel Trim A	Trim B	Modesty - Steel Trim A	Trim B
Top — Wood Group A										
29”(737mm)	30”(762mm)	48”(1219mm)	JDHW-3048-K	L			\$1505.66	\$1531.14	\$1505.66	\$1531.14
		54”(1372mm)	JDHW-3054-K	L			1562.48	1593.06	1562.48	1593.06
		60”(1524mm)	JDHW-3060-K	L			1619.30	1654.98	1619.30	1654.98
		66”(1676mm)	JDHW-3066-K	L			1676.12	1716.90	1676.12	1716.90
		72”(1829mm)	JDHW-3072-K	L			1732.94	1778.82	1732.94	1778.82
		78”(1981mm)	JDHW-3078-K	L			1789.76	1840.74	1789.76	1840.74
		84”(2134mm)	JDHW-3084-K	L			1846.58	1902.66	1846.58	1902.66
29”(737mm)	36”(914mm)	48”(1219mm)	JDHW-3648-K	L			\$1567.52	\$1593.00	\$1567.52	\$1593.00
		54”(1372mm)	JDHW-3654-K	L			1624.34	1654.92	1624.34	1654.92
		60”(1524mm)	JDHW-3660-K	L			1681.16	1716.84	1681.16	1716.84
		66”(1676mm)	JDHW-3666-K	L			1737.98	1778.76	1737.98	1778.76
		72”(1829mm)	JDHW-3672-K	L			1794.80	1840.68	1794.80	1840.68
		78”(1981mm)	JDHW-3678-K	L			1851.62	1902.60	1851.62	1902.60
		84”(2134mm)	JDHW-3684-K	L			1908.44	1964.52	1908.44	1964.52
Top — Wood Group B										
29”(737mm)	30”(762mm)	48”(1219mm)	JDHW-3048-K	L			1603.81	\$1629.29	\$1603.81	\$1629.29
		54”(1372mm)	JDHW-3054-K	L			1666.03	1696.61	1666.03	1696.61
		60”(1524mm)	JDHW-3060-K	L			1728.25	1763.93	1728.25	1763.93
		66”(1676mm)	JDHW-3066-K	L			1790.47	1831.25	1790.47	1831.25
		72”(1829mm)	JDHW-3072-K	L			1852.69	1898.57	1852.69	1898.57
		78”(1981mm)	JDHW-3078-K	L			1914.91	1965.89	1914.91	1965.89
		84”(2134mm)	JDHW-3084-K	L			1977.13	2033.21	1977.13	2033.21
29”(737mm)	36”(914mm)	48”(1219mm)	JDHW-3648-K	L			\$1668.97	\$1694.45	\$1668.97	\$1694.45
		54”(1372mm)	JDHW-3654-K	L			1731.19	1761.77	1731.19	1761.77
		60”(1524mm)	JDHW-3660-K	L			1793.41	1829.09	1793.41	1829.09
		66”(1676mm)	JDHW-3666-K	L			1855.63	1896.41	1855.63	1896.41
		72”(1829mm)	JDHW-3672-K	L			1917.85	1963.73	1917.85	1963.73
		78”(1981mm)	JDHW-3678-K	L			1980.07	2031.05	1980.07	2031.05
		84”(2134mm)	JDHW-3684-K	L			2042.29	2098.37	2042.29	2098.37

JDHW-KAFLDS  
(Left-Hand)

## Features

- Includes wood top, laminate end panel, steel modesty panel, and assembly hardware (pedestal not included).
- Wood veneer top has 3mm edgeband on user and guest edge, and 1mm edgeband on sides.
- Bow edge on guest side extends 10"(254mm) beyond pedestal and end panel at the center of the desk (4"(102mm) of extension + 6"(152mm) of bow).
- Modesty panel is available with or without scallop wireway for cable management; scallop is centered at top of modesty panel.
- Desk orientation can be field-changed from left to right or right to left. Order hole plugs (qty. 8) from eParts to cover exposed mounting holes.
- Glides provide 1"(25mm) adjustment range.
- Field assembled.

## Specification Tip

- One X Series or V Series desk pedestal must be specified separately; nominal depth of desk pedestal must be 6"(152mm) less than nominal depth of desk top. See table.

## Desk/Pedestal Nominal Depths

Desk Depth	Pedestal Depth
30"(762mm)	24"(610mm)
36"(914mm)	30"(762mm)

## To Order, Specify:

- Product number, including:

### ① Orientation:

- AF** Left-hand  
**FA** Right-hand

### ② Modesty Panel Height:

- B** 1/3 Height  
**D** 3/4 Height, add \$66.97 list  
**F** Full Height, add \$133.92 list

### ③ Modesty Panel Cable Management:

- N** No Scallop  
**S** Scallop

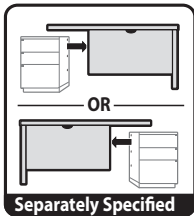
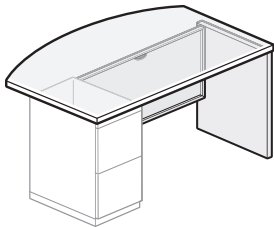
- Wood finish color for top.
- Laminate color for end panel.
- Edge trim color for end panel.
- Trim color for modesty panel.

**\*Note:** Desk pedestal must be specified separately.

# X Series Single Pedestal Desks

Executive Bow Front Single Pedestal Desk — Wood Top with Wood End Panel

							End Panel - Wood Group A		End Panel - Wood Group B	
Height	Depth	Width	Number	①	②	③	Modesty - Steel		Modesty - Steel	
							Trim A	Trim B	Trim A	Trim B
Top — Wood Group A										
29”(737mm)	30”(762mm)	48”(1219mm)	JDHW-3048-K	W			\$1677.47	\$1702.95	\$1767.92	\$1793.40
		54”(1372mm)	JDHW-3054-K	W			1734.29	1764.87	1824.74	1855.32
		60”(1524mm)	JDHW-3060-K	W			1791.11	1826.79	1881.56	1917.24
		66”(1676mm)	JDHW-3066-K	W			1847.93	1888.71	1938.38	1979.16
		72”(1829mm)	JDHW-3072-K	W			1904.75	1950.63	1995.20	2041.08
		78”(1981mm)	JDHW-3078-K	W			1961.57	2012.55	2052.02	2103.00
		84”(2134mm)	JDHW-3084-K	W			2018.39	2074.47	2108.84	2164.92
29”(737mm)	36”(914mm)	48”(1219mm)	JDHW-3648-K	W			\$1739.33	\$1764.81	\$1831.94	\$1857.42
		54”(1372mm)	JDHW-3654-K	W			1796.15	1826.73	1888.76	1919.34
		60”(1524mm)	JDHW-3660-K	W			1852.97	1888.65	1945.58	1981.26
		66”(1676mm)	JDHW-3666-K	W			1909.79	1950.57	2002.40	2043.18
		72”(1829mm)	JDHW-3672-K	W			1966.61	2012.49	2059.22	2105.10
		78”(1981mm)	JDHW-3678-K	W			2023.43	2074.41	2116.04	2167.02
		84”(2134mm)	JDHW-3684-K	W			2080.25	2136.33	2172.86	2228.94
Top — Wood Group B										
29”(737mm)	30”(762mm)	48”(1219mm)	JDHW-3048-K	W			1775.62	\$1801.10	\$1866.07	\$1891.55
		54”(1372mm)	JDHW-3054-K	W			1837.84	1868.42	1928.29	1958.87
		60”(1524mm)	JDHW-3060-K	W			1900.06	1935.74	1990.51	2026.19
		66”(1676mm)	JDHW-3066-K	W			1962.28	2003.06	2052.73	2093.51
		72”(1829mm)	JDHW-3072-K	W			2024.50	2070.38	2114.95	2160.83
		78”(1981mm)	JDHW-3078-K	W			2086.72	2137.70	2177.17	2228.15
		84”(2134mm)	JDHW-3084-K	W			2148.94	2205.02	2239.39	2295.47
29”(737mm)	36”(914mm)	48”(1219mm)	JDHW-3648-K	W			\$1840.78	\$1866.26	\$1933.39	\$1958.87
		54”(1372mm)	JDHW-3654-K	W			1903.00	1933.58	1995.61	2026.19
		60”(1524mm)	JDHW-3660-K	W			1965.22	2000.90	2057.83	2093.51
		66”(1676mm)	JDHW-3666-K	W			2027.44	2068.22	2120.05	2160.83
		72”(1829mm)	JDHW-3672-K	W			2089.66	2135.54	2182.27	2228.15
		78”(1981mm)	JDHW-3678-K	W			2151.88	2202.86	2244.49	2295.47
		84”(2134mm)	JDHW-3684-K	W			2214.10	2270.18	2306.71	2362.79

JDHW-KAFWDS  
(Left-Hand)

## Features

- Includes wood top, wood end panel, steel modesty panel, and assembly hardware (pedestal not included).
- Wood veneer top has 3mm edgeband on user and guest edge, and 1mm edgeband on sides.
- Bow edge on guest side extends 10"(254mm) beyond pedestal and end panel at the center of the desk (4"(102mm) of extension + 6"(152mm) of bow).
- Modesty panel is available with or without scallop wireway for cable management; scallop is centered at top of modesty panel.
- Desk orientation can be field-changed from left to right or right to left. Order hole plugs (qty. 8) from eParts to cover exposed mounting holes.
- Glides provide 1"(25mm) adjustment range.
- Field assembled.

## Specification Tip

- One X Series or V Series desk pedestal must be specified separately; nominal depth of desk pedestal must be 6"(152mm) less than nominal depth of desk top. See table.

## Desk/Pedestal Nominal Depths

Desk Depth	Pedestal Depth
30"(762mm)	24"(610mm)
36"(914mm)	30"(762mm)

## To Order, Specify:

- Product number, including:

### ① Orientation:

- AF** Left-hand  
**FA** Right-hand

### ② Modesty Panel Height:

- B** 1/3 Height  
**D** 3/4 Height, add **\$66.97** list  
**F** Full Height, add **\$133.92** list

### ③ Modesty Panel Cable Management:

- N** No Scallop  
**S** Scallop

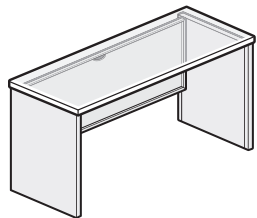
- Wood finish color for top.
- Wood finish color for end panel.
- Trim color for modesty panel.

**\*Note:** Desk pedestal must be specified separately.

## X Series Desk Shells

Standard Rectangular Desk Shell — Laminate Top with Steel End Panels

Height	Depth	Width	Number	① ②	End Panel - Steel Trim A		End Panel - Steel Trim B	
					Modesty - Steel Trim A	Trim B	Modesty - Steel Trim A	Trim B
Top — Laminate A								
29”(737mm)	24”(610mm)	30”(762mm)	JDSL-2430-JFFS	<div></div> <div></div>	\$1406.01	\$1416.19	\$1494.39	\$1504.57
		36”(914mm)	JDSL-2436-JFFS	<div></div> <div></div>	1462.83	1478.11	1551.21	1566.49
		42”(1067mm)	JDSL-2442-JFFS	<div></div> <div></div>	1519.65	1540.03	1608.03	1628.41
		48”(1219mm)	JDSL-2448-JFFS	<div></div> <div></div>	1576.47	1601.95	1664.85	1690.33
		54”(1372mm)	JDSL-2454-JFFS	<div></div> <div></div>	1633.29	1663.87	1721.67	1752.25
		60”(1524mm)	JDSL-2460-JFFS	<div></div> <div></div>	1690.11	1725.79	1778.49	1814.17
		66”(1676mm)	JDSL-2466-JFFS	<div></div> <div></div>	1746.93	1787.71	1835.31	1876.09
		72”(1829mm)	JDSL-2472-JFFS	<div></div> <div></div>	1803.75	1849.63	1892.13	1938.01
29”(737mm)	30”(762mm)	30”(762mm)	JDSL-3030-JFFS	<div></div> <div></div>	\$1461.57	\$1471.75	\$1570.11	\$1580.29
		36”(914mm)	JDSL-3036-JFFS	<div></div> <div></div>	1518.39	1533.67	1626.93	1642.21
		42”(1067mm)	JDSL-3042-JFFS	<div></div> <div></div>	1575.21	1595.59	1683.75	1704.13
		48”(1219mm)	JDSL-3048-JFFS	<div></div> <div></div>	1632.03	1657.51	1740.57	1766.05
		54”(1372mm)	JDSL-3054-JFFS	<div></div> <div></div>	1688.85	1719.43	1797.39	1827.97
		60”(1524mm)	JDSL-3060-JFFS	<div></div> <div></div>	1745.67	1781.35	1854.21	1889.89
		66”(1676mm)	JDSL-3066-JFFS	<div></div> <div></div>	1802.49	1843.27	1911.03	1951.81
		72”(1829mm)	JDSL-3072-JFFS	<div></div> <div></div>	1859.31	1905.19	1967.85	2013.73
Top — Laminate B								
29”(737mm)	24”(610mm)	30”(762mm)	JDSL-2430-JFFS	<div></div> <div></div>	\$1406.01	\$1416.19	\$1494.39	\$1504.57
		36”(914mm)	JDSL-2436-JFFS	<div></div> <div></div>	1462.83	1478.11	1551.21	1566.49
		42”(1067mm)	JDSL-2442-JFFS	<div></div> <div></div>	1519.65	1540.03	1608.03	1628.41
		48”(1219mm)	JDSL-2448-JFFS	<div></div> <div></div>	1576.47	1601.95	1664.85	1690.33
		54”(1372mm)	JDSL-2454-JFFS	<div></div> <div></div>	1633.29	1663.87	1721.67	1752.25
		60”(1524mm)	JDSL-2460-JFFS	<div></div> <div></div>	1690.11	1725.79	1778.49	1814.17
		66”(1676mm)	JDSL-2466-JFFS	<div></div> <div></div>	1746.93	1787.71	1835.31	1876.09
		72”(1829mm)	JDSL-2472-JFFS	<div></div> <div></div>	1803.75	1849.63	1892.13	1938.01
29”(737mm)	30”(762mm)	30”(762mm)	JDSL-3030-JFFS	<div></div> <div></div>	\$1461.57	\$1471.75	\$1570.11	\$1580.29
		36”(914mm)	JDSL-3036-JFFS	<div></div> <div></div>	1518.39	1533.67	1626.93	1642.21
		42”(1067mm)	JDSL-3042-JFFS	<div></div> <div></div>	1575.21	1595.59	1683.75	1704.13
		48”(1219mm)	JDSL-3048-JFFS	<div></div> <div></div>	1632.03	1657.51	1740.57	1766.05
		54”(1372mm)	JDSL-3054-JFFS	<div></div> <div></div>	1688.85	1719.43	1797.39	1827.97
		60”(1524mm)	JDSL-3060-JFFS	<div></div> <div></div>	1745.67	1781.35	1854.21	1889.89
		66”(1676mm)	JDSL-3066-JFFS	<div></div> <div></div>	1802.49	1843.27	1911.03	1951.81
		72”(1829mm)	JDSL-3072-JFFS	<div></div> <div></div>	1859.31	1905.19	1967.85	2013.73



JDSL-JFFSDS

### Features

- Includes laminate top, steel end panels, steel modesty panel, and assembly hardware.
- High-pressure laminate top has 3mm edgeband on user and guest edge, and 1mm edgeband on sides.
- Modesty panel is available with or without scallop wireway for cable management; scallop is centered at top of modesty panel.
- Glides provide 1.5"(38mm) adjustment range.
- Field assembled.

### Specification Tip

- When placing a mobile, attached, or suspended pedestal inside the desk shell, pedestal depth must be at least 6"(152mm) less than nominal depth of top. See table.

### Desk/Pedestal Nominal Depths

Desk Depth	Pedestal Depth
24"(610mm)	18"(457mm)
30"(762mm)	24"(610mm)

### To Order, Specify:

- 1) Product number, including:

#### ① Modesty Panel Height:

- B** 1/3 Height
- D** 3/4 Height, add **\$66.97** list
- F** Full Height, add **\$133.92** list

#### ② Modesty Panel Cable Management:

- N** No Scallop
- S** Scallop

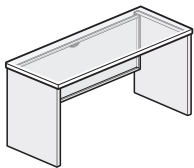
- 2) Laminate color for top.
- 3) Edge trim color for top.
- 4) Trim color for end panels.
- 5) Trim color for modesty panel.



# X Series Desk Shells

Standard Rectangular Desk Shell — Laminate Top with Laminate End Panels

Height	Depth	Width	Number	① ②	End Panel - Laminate A		End Panel - Laminate B	
					Modesty - Steel Trim A	Trim B	Modesty - Steel Trim A	Trim B
Top — Laminate A								
29"(737mm)	24"(610mm)	30"(762mm)	JDSL-2430-JFFL	<div></div> <div></div>	\$1186.19	\$1196.37	\$1186.19	\$1196.37
		36"(914mm)	JDSL-2436-JFFL	<div></div> <div></div>	1243.01	1258.29	1243.01	1258.29
		42"(1067mm)	JDSL-2442-JFFL	<div></div> <div></div>	1299.83	1320.21	1299.83	1320.21
		48"(1219mm)	JDSL-2448-JFFL	<div></div> <div></div>	1356.65	1382.13	1356.65	1382.13
		54"(1372mm)	JDSL-2454-JFFL	<div></div> <div></div>	1413.47	1444.05	1413.47	1444.05
		60"(1524mm)	JDSL-2460-JFFL	<div></div> <div></div>	1470.29	1505.97	1470.29	1505.97
		66"(1676mm)	JDSL-2466-JFFL	<div></div> <div></div>	1527.11	1567.89	1527.11	1567.89
		72"(1829mm)	JDSL-2472-JFFL	<div></div> <div></div>	1583.93	1629.81	1583.93	1629.81
29"(737mm)	30"(762mm)	30"(762mm)	JDSL-3030-JFFL	<div></div> <div></div>	\$1241.75	\$1251.93	\$1241.75	\$1251.93
		36"(914mm)	JDSL-3036-JFFL	<div></div> <div></div>	1298.57	1313.85	1298.57	1313.85
		42"(1067mm)	JDSL-3042-JFFL	<div></div> <div></div>	1355.39	1375.77	1355.39	1375.77
		48"(1219mm)	JDSL-3048-JFFL	<div></div> <div></div>	1412.21	1437.69	1412.21	1437.69
		54"(1372mm)	JDSL-3054-JFFL	<div></div> <div></div>	1469.03	1499.61	1469.03	1499.61
		60"(1524mm)	JDSL-3060-JFFL	<div></div> <div></div>	1525.85	1561.53	1525.85	1561.53
		66"(1676mm)	JDSL-3066-JFFL	<div></div> <div></div>	1582.67	1623.45	1582.67	1623.45
		72"(1829mm)	JDSL-3072-JFFL	<div></div> <div></div>	1639.49	1685.37	1639.49	1685.37
Top — Laminate B								
29"(737mm)	24"(610mm)	30"(762mm)	JDSL-2430-JFFL	<div></div> <div></div>	\$1186.19	\$1196.37	\$1186.19	\$1196.37
		36"(914mm)	JDSL-2436-JFFL	<div></div> <div></div>	1243.01	1258.29	1243.01	1258.29
		42"(1067mm)	JDSL-2442-JFFL	<div></div> <div></div>	1299.83	1320.21	1299.83	1320.21
		48"(1219mm)	JDSL-2448-JFFL	<div></div> <div></div>	1356.65	1382.13	1356.65	1382.13
		54"(1372mm)	JDSL-2454-JFFL	<div></div> <div></div>	1413.47	1444.05	1413.47	1444.05
		60"(1524mm)	JDSL-2460-JFFL	<div></div> <div></div>	1470.29	1505.97	1470.29	1505.97
		66"(1676mm)	JDSL-2466-JFFL	<div></div> <div></div>	1527.11	1567.89	1527.11	1567.89
		72"(1829mm)	JDSL-2472-JFFL	<div></div> <div></div>	1583.93	1629.81	1583.93	1629.81
29"(737mm)	30"(762mm)	30"(762mm)	JDSL-3030-JFFL	<div></div> <div></div>	\$1241.75	\$1251.93	\$1241.75	\$1251.93
		36"(914mm)	JDSL-3036-JFFL	<div></div> <div></div>	1298.57	1313.85	1298.57	1313.85
		42"(1067mm)	JDSL-3042-JFFL	<div></div> <div></div>	1355.39	1375.77	1355.39	1375.77
		48"(1219mm)	JDSL-3048-JFFL	<div></div> <div></div>	1412.21	1437.69	1412.21	1437.69
		54"(1372mm)	JDSL-3054-JFFL	<div></div> <div></div>	1469.03	1499.61	1469.03	1499.61
		60"(1524mm)	JDSL-3060-JFFL	<div></div> <div></div>	1525.85	1561.53	1525.85	1561.53
		66"(1676mm)	JDSL-3066-JFFL	<div></div> <div></div>	1582.67	1623.45	1582.67	1623.45
		72"(1829mm)	JDSL-3072-JFFL	<div></div> <div></div>	1639.49	1685.37	1639.49	1685.37



JDSL-JFFLDS

## Features

- Includes laminate top, laminate end panels, steel modesty panel, and assembly hardware.
- High-pressure laminate top has 3mm edgeband on user and guest edge, and 1mm edgeband on sides.
- Modesty panel is available with or without scallop wireway for cable management; scallop is centered at top of modesty panel.
- Glides provide 1.5"(38mm) adjustment range.
- Field assembled.

## Specification Tip

- When placing a mobile, attached, or suspended pedestal inside the desk shell, pedestal depth must be at least 6"(152mm) less than nominal depth of top. See table.

## Desk/Pedestal Nominal Depths

Desk Depth	Pedestal Depth
24"(610mm)	18"(457mm)
30"(762mm)	24"(610mm)

## To Order, Specify:

- Product number, including:

### ① Modesty Panel Height:

- B** 1/3 Height
- D** 3/4 Height, add **\$66.97** list
- F** Full Height, add **\$133.92** list

### ② Modesty Panel Cable Management:

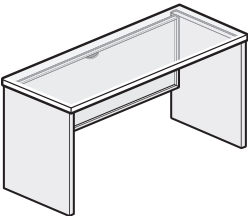
- N** No Scallop
- S** Scallop

- Laminate color for top.
- Edge trim color for top.
- Laminate color for end panels.
- Edge trim color for end panels.
- Trim color for modesty panel.

X Series Desk Shells

Standard Rectangular Desk Shell — Laminate Top with Wood End Panels

Height	Depth	Width	Number	① ②	End Panel - Wood Group A		End Panel - Wood Group B	
					Modesty - Steel Trim A	Trim B	Modesty - Steel Trim A	Trim B
Top — Laminate A								
29”(737mm)	24”(610mm)	30”(762mm)	JDSL-2430-JFFW	<div></div> <div></div>	\$1529.81	\$1539.99	\$1706.39	\$1716.57
		36”(914mm)	JDSL-2436-JFFW	<div></div> <div></div>	1586.63	1601.91	1763.21	1778.49
		42”(1067mm)	JDSL-2442-JFFW	<div></div> <div></div>	1643.45	1663.83	1820.03	1840.41
		48”(1219mm)	JDSL-2448-JFFW	<div></div> <div></div>	1700.27	1725.75	1876.85	1902.33
		54”(1372mm)	JDSL-2454-JFFW	<div></div> <div></div>	1757.09	1787.67	1933.67	1964.25
		60”(1524mm)	JDSL-2460-JFFW	<div></div> <div></div>	1813.91	1849.59	1990.49	2026.17
		66”(1676mm)	JDSL-2466-JFFW	<div></div> <div></div>	1870.73	1911.51	2047.31	2088.09
		72”(1829mm)	JDSL-2472-JFFW	<div></div> <div></div>	1927.55	1973.43	2104.13	2150.01
29”(737mm)	30”(762mm)	30”(762mm)	JDSL-3030-JFFW	<div></div> <div></div>	\$1585.37	\$1595.55	\$1766.27	\$1776.45
		36”(914mm)	JDSL-3036-JFFW	<div></div> <div></div>	1642.19	1657.47	1823.09	1838.37
		42”(1067mm)	JDSL-3042-JFFW	<div></div> <div></div>	1699.01	1719.39	1879.91	1900.29
		48”(1219mm)	JDSL-3048-JFFW	<div></div> <div></div>	1755.83	1781.31	1936.73	1962.21
		54”(1372mm)	JDSL-3054-JFFW	<div></div> <div></div>	1812.65	1843.23	1993.55	2024.13
		60”(1524mm)	JDSL-3060-JFFW	<div></div> <div></div>	1869.47	1905.15	2050.37	2086.05
		66”(1676mm)	JDSL-3066-JFFW	<div></div> <div></div>	1926.29	1967.07	2107.19	2147.97
		72”(1829mm)	JDSL-3072-JFFW	<div></div> <div></div>	1983.11	2028.99	2164.01	2209.89
Top — Laminate B								
29”(737mm)	24”(610mm)	30”(762mm)	JDSL-2430-JFFW	<div></div> <div></div>	\$1529.81	\$1539.99	\$1706.39	\$1716.57
		36”(914mm)	JDSL-2436-JFFW	<div></div> <div></div>	1586.63	1601.91	1763.21	1778.49
		42”(1067mm)	JDSL-2442-JFFW	<div></div> <div></div>	1643.45	1663.83	1820.03	1840.41
		48”(1219mm)	JDSL-2448-JFFW	<div></div> <div></div>	1700.27	1725.75	1876.85	1902.33
		54”(1372mm)	JDSL-2454-JFFW	<div></div> <div></div>	1757.09	1787.67	1933.67	1964.25
		60”(1524mm)	JDSL-2460-JFFW	<div></div> <div></div>	1813.91	1849.59	1990.49	2026.17
		66”(1676mm)	JDSL-2466-JFFW	<div></div> <div></div>	1870.73	1911.51	2047.31	2088.09
		72”(1829mm)	JDSL-2472-JFFW	<div></div> <div></div>	1927.55	1973.43	2104.13	2150.01
29”(737mm)	30”(762mm)	30”(762mm)	JDSL-3030-JFFW	<div></div> <div></div>	\$1585.37	\$1595.55	\$1766.27	\$1776.45
		36”(914mm)	JDSL-3036-JFFW	<div></div> <div></div>	1642.19	1657.47	1823.09	1838.37
		42”(1067mm)	JDSL-3042-JFFW	<div></div> <div></div>	1699.01	1719.39	1879.91	1900.29
		48”(1219mm)	JDSL-3048-JFFW	<div></div> <div></div>	1755.83	1781.31	1936.73	1962.21
		54”(1372mm)	JDSL-3054-JFFW	<div></div> <div></div>	1812.65	1843.23	1993.55	2024.13
		60”(1524mm)	JDSL-3060-JFFW	<div></div> <div></div>	1869.47	1905.15	2050.37	2086.05
		66”(1676mm)	JDSL-3066-JFFW	<div></div> <div></div>	1926.29	1967.07	2107.19	2147.97
		72”(1829mm)	JDSL-3072-JFFW	<div></div> <div></div>	1983.11	2028.99	2164.01	2209.89



JDSL-JFFWDS

- Features**
- Includes laminate top, wood end panels, steel modesty panel, and assembly hardware.
  - High-pressure laminate top has 3mm edgeband on user and guest edge, and 1mm edgeband on sides.
  - Modesty panel is available with or without scallop wireway for cable management; scallop is centered at top of modesty panel.
  - Glides provide 1.5"(38mm) adjustment range.
  - Field assembled.

- Specification Tip**
- When placing a mobile, attached, or suspended pedestal inside the desk shell, pedestal depth must be at least 6"(152mm) less than nominal depth of top. See table.

Desk/Pedestal Nominal Depths	
Desk Depth	Pedestal Depth
24"(610mm)	18"(457mm)
30"(762mm)	24"(610mm)

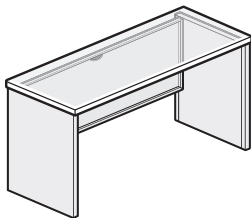
- To Order, Specify:**
- 1) Product number, including:
    - ① **Modesty Panel Height:**
      - B** 1/3 Height
      - D** 3/4 Height, add \$66.97 list
      - F** Full Height, add \$133.92 list
    - ② **Modesty Panel Cable Management:**
      - N** No Scallop
      - S** Scallop
  - 2) Laminate color for top.
  - 3) Edge trim color for top.
  - 4) Wood trim color for end panels.
  - 5) Trim color for modesty panel.



# X Series Desk Shells

Standard Rectangular Desk Shell — Wood Top with Steel End Panels

Height	Depth	Width	Number	① ②	End Panel - Steel Trim A		End Panel - Steel Trim B	
					Modesty - Steel Trim A	Trim B	Modesty - Steel Trim A	Trim B
Top — Wood Group A								
29"(737mm)	24"(610mm)	30"(762mm)	JDSW-2430-KFFS	<div></div> <div></div>	\$1709.16	\$1719.34	\$1797.54	\$1807.72
		36"(914mm)	JDSW-2436-KFFS	<div></div> <div></div>	1765.98	1781.26	1854.36	1869.64
		42"(1067mm)	JDSW-2442-KFFS	<div></div> <div></div>	1822.80	1843.18	1911.18	1931.56
		48"(1219mm)	JDSW-2448-KFFS	<div></div> <div></div>	1879.62	1905.10	1968.00	1993.48
		54"(1372mm)	JDSW-2454-KFFS	<div></div> <div></div>	1936.44	1967.02	2024.82	2055.40
		60"(1524mm)	JDSW-2460-KFFS	<div></div> <div></div>	1993.26	2028.94	2081.64	2117.32
		66"(1676mm)	JDSW-2466-KFFS	<div></div> <div></div>	2050.08	2090.86	2138.46	2179.24
		72"(1829mm)	JDSW-2472-KFFS	<div></div> <div></div>	2106.90	2152.78	2195.28	2241.16
29"(737mm)	30"(762mm)	30"(762mm)	JDSW-3030-KFFS	<div></div> <div></div>	\$1782.36	\$1792.54	\$1890.90	\$1901.08
		36"(914mm)	JDSW-3036-KFFS	<div></div> <div></div>	1839.18	1854.46	1947.72	1963.00
		42"(1067mm)	JDSW-3042-KFFS	<div></div> <div></div>	1896.00	1916.38	2004.54	2024.92
		48"(1219mm)	JDSW-3048-KFFS	<div></div> <div></div>	1952.82	1978.30	2061.36	2086.84
		54"(1372mm)	JDSW-3054-KFFS	<div></div> <div></div>	2009.64	2040.22	2118.18	2148.76
		60"(1524mm)	JDSW-3060-KFFS	<div></div> <div></div>	2066.46	2102.14	2175.00	2210.68
		66"(1676mm)	JDSW-3066-KFFS	<div></div> <div></div>	2123.28	2164.06	2231.82	2272.60
		72"(1829mm)	JDSW-3072-KFFS	<div></div> <div></div>	2180.10	2225.98	2288.64	2334.52
Top — Wood Group B								
29"(737mm)	24"(610mm)	30"(762mm)	JDSW-2430-KFFS	<div></div> <div></div>	\$1768.70	\$1778.88	\$1857.08	\$1867.26
		36"(914mm)	JDSW-2436-KFFS	<div></div> <div></div>	1830.92	1846.20	1919.30	1934.58
		42"(1067mm)	JDSW-2442-KFFS	<div></div> <div></div>	1893.14	1913.52	1981.52	2001.90
		48"(1219mm)	JDSW-2448-KFFS	<div></div> <div></div>	1955.36	1980.84	2043.74	2069.22
		54"(1372mm)	JDSW-2454-KFFS	<div></div> <div></div>	2017.58	2048.16	2105.96	2136.54
		60"(1524mm)	JDSW-2460-KFFS	<div></div> <div></div>	2079.80	2115.48	2168.18	2203.86
		66"(1676mm)	JDSW-2466-KFFS	<div></div> <div></div>	2142.02	2182.80	2230.40	2271.18
		72"(1829mm)	JDSW-2472-KFFS	<div></div> <div></div>	2204.24	2250.12	2292.62	2338.50
29"(737mm)	30"(762mm)	30"(762mm)	JDSW-3030-KFFS	<div></div> <div></div>	\$1845.20	\$1855.38	\$1953.74	\$1963.92
		36"(914mm)	JDSW-3036-KFFS	<div></div> <div></div>	1907.42	1922.70	2015.96	2031.24
		42"(1067mm)	JDSW-3042-KFFS	<div></div> <div></div>	1969.64	1990.02	2078.18	2098.56
		48"(1219mm)	JDSW-3048-KFFS	<div></div> <div></div>	2031.86	2057.34	2140.40	2165.88
		54"(1372mm)	JDSW-3054-KFFS	<div></div> <div></div>	2094.08	2124.66	2202.62	2233.20
		60"(1524mm)	JDSW-3060-KFFS	<div></div> <div></div>	2156.30	2191.98	2264.84	2300.52
		66"(1676mm)	JDSW-3066-KFFS	<div></div> <div></div>	2218.52	2259.30	2327.06	2367.84
		72"(1829mm)	JDSW-3072-KFFS	<div></div> <div></div>	2280.74	2326.62	2389.28	2435.16



JDSW-KFFSDS

## Features

- Includes wood top, steel end panels, steel modesty panel, and assembly hardware.
- Wood veneer top has 3mm edgeband on user and guest edge, and 1mm edgeband on sides.
- Modesty panel is available with or without scallop wireway for cable management; scallop is centered at top of modesty panel.
- Glides provide 1.5"(38mm) adjustment range.
- Field assembled.

## Specification Tip

- When placing a mobile, attached, or suspended pedestal inside the desk shell, pedestal depth must be at least 6"(152mm) less than nominal depth of top. See table.

## Desk/Pedestal Nominal Depths

Desk Depth	Pedestal Depth
24"(610mm)	18"(457mm)
30"(762mm)	24"(610mm)

## To Order, Specify:

- Product number, including:

### ① Modesty Panel Height:

- B** 1/3 Height
- D** 3/4 Height, add **\$66.97** list
- F** Full Height, add **\$133.92** list

### ② Modesty Panel Cable Management:

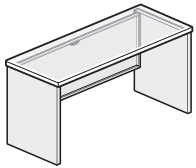
- N** No Scallop
- S** Scallop

- Wood finish color for top.
- Trim color for end panels.
- Trim color for modesty panel.

## X Series Desk Shells

Standard Rectangular Desk Shell — Wood Top with Laminate End Panels

Height	Depth	Width	Number	① ②	End Panel - Laminate A		End Panel - Laminate B	
					Modesty - Steel Trim A	Trim B	Modesty - Steel Trim A	Trim B
Top — Wood Group A								
29”(737mm)	24”(610mm)	30”(762mm)	JDSW-2430-KFFL	<div></div> <div></div>	\$1489.34	\$1499.52	\$1489.34	\$1499.52
		36”(914mm)	JDSW-2436-KFFL	<div></div> <div></div>	1546.16	1561.44	1546.16	1561.44
		42”(1067mm)	JDSW-2442-KFFL	<div></div> <div></div>	1602.98	1623.36	1602.98	1623.36
		48”(1219mm)	JDSW-2448-KFFL	<div></div> <div></div>	1659.80	1685.28	1659.80	1685.28
		54”(1372mm)	JDSW-2454-KFFL	<div></div> <div></div>	1716.62	1747.20	1716.62	1747.20
		60”(1524mm)	JDSW-2460-KFFL	<div></div> <div></div>	1773.44	1809.12	1773.44	1809.12
		66”(1676mm)	JDSW-2466-KFFL	<div></div> <div></div>	1830.26	1871.04	1830.26	1871.04
		72”(1829mm)	JDSW-2472-KFFL	<div></div> <div></div>	1887.08	1932.96	1887.08	1932.96
29”(737mm)	30”(762mm)	30”(762mm)	JDSW-3030-KFFL	<div></div> <div></div>	\$1562.54	\$1572.72	\$1562.54	\$1572.72
		36”(914mm)	JDSW-3036-KFFL	<div></div> <div></div>	1619.36	1634.64	1619.36	1634.64
		42”(1067mm)	JDSW-3042-KFFL	<div></div> <div></div>	1676.18	1696.56	1676.18	1696.56
		48”(1219mm)	JDSW-3048-KFFL	<div></div> <div></div>	1733.00	1758.48	1733.00	1758.48
		54”(1372mm)	JDSW-3054-KFFL	<div></div> <div></div>	1789.82	1820.40	1789.82	1820.40
		60”(1524mm)	JDSW-3060-KFFL	<div></div> <div></div>	1846.64	1882.32	1846.64	1882.32
		66”(1676mm)	JDSW-3066-KFFL	<div></div> <div></div>	1903.46	1944.24	1903.46	1944.24
		72”(1829mm)	JDSW-3072-KFFL	<div></div> <div></div>	1960.28	2006.16	1960.28	2006.16
Top — Wood Group B								
29”(737mm)	24”(610mm)	30”(762mm)	JDSW-2430-KFFL	<div></div> <div></div>	\$1548.88	\$1559.06	\$1548.88	\$1559.06
		36”(914mm)	JDSW-2436-KFFL	<div></div> <div></div>	1611.10	1626.38	1611.10	1626.38
		42”(1067mm)	JDSW-2442-KFFL	<div></div> <div></div>	1673.32	1693.70	1673.32	1693.70
		48”(1219mm)	JDSW-2448-KFFL	<div></div> <div></div>	1735.54	1761.02	1735.54	1761.02
		54”(1372mm)	JDSW-2454-KFFL	<div></div> <div></div>	1797.76	1828.34	1797.76	1828.34
		60”(1524mm)	JDSW-2460-KFFL	<div></div> <div></div>	1859.98	1895.66	1859.98	1895.66
		66”(1676mm)	JDSW-2466-KFFL	<div></div> <div></div>	1922.20	1962.98	1922.20	1962.98
		72”(1829mm)	JDSW-2472-KFFL	<div></div> <div></div>	1984.42	2030.30	1984.42	2030.30
29”(737mm)	30”(762mm)	30”(762mm)	JDSW-3030-KFFL	<div></div> <div></div>	\$1625.38	\$1635.56	\$1625.38	\$1635.56
		36”(914mm)	JDSW-3036-KFFL	<div></div> <div></div>	1687.60	1702.88	1687.60	1702.88
		42”(1067mm)	JDSW-3042-KFFL	<div></div> <div></div>	1749.82	1770.20	1749.82	1770.20
		48”(1219mm)	JDSW-3048-KFFL	<div></div> <div></div>	1812.04	1837.52	1812.04	1837.52
		54”(1372mm)	JDSW-3054-KFFL	<div></div> <div></div>	1874.26	1904.84	1874.26	1904.84
		60”(1524mm)	JDSW-3060-KFFL	<div></div> <div></div>	1936.48	1972.16	1936.48	1972.16
		66”(1676mm)	JDSW-3066-KFFL	<div></div> <div></div>	1998.70	2039.48	1998.70	2039.48
		72”(1829mm)	JDSW-3072-KFFL	<div></div> <div></div>	2060.92	2106.80	2060.92	2106.80



JDSW-KFFLDS

### Features

- Includes wood top, laminate end panels, steel modesty panel, and assembly hardware.
- Wood veneer top has 3mm edgeband on user and guest edge, and 1mm edgeband on sides.
- Modesty panel is available with or without scallop wireway for cable management; scallop is centered at top of modesty panel.
- Glides provide 1.5"(38mm) adjustment range.
- Field assembled.

### Specification Tip

- When placing a mobile, attached, or suspended pedestal inside the desk shell, pedestal depth must be at least 6"(152mm) less than nominal depth of top. See table.

### Desk/Pedestal Nominal Depths

Desk Depth	Pedestal Depth
24"(610mm)	18"(457mm)
30"(762mm)	24"(610mm)

### To Order, Specify:

- Product number, including:

#### ① Modesty Panel Height:

- B** 1/3 Height
- D** 3/4 Height, add **\$66.97** list
- F** Full Height, add **\$133.92** list

#### ② Modesty Panel Cable Management:

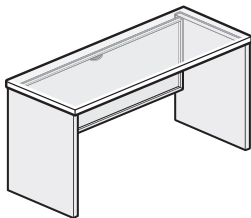
- N** No Scallop
- S** Scallop

- Wood finish color for top.
- Laminate color for end panels.
- Edge trim color for end panels.
- Trim color for modesty panel.

## X Series Desk Shells

Standard Rectangular Desk Shell — Wood Top with Wood End Panels

Height	Depth	Width	Number	① ②	End Panel - Wood Group A		End Panel - Wood Group B	
					Modesty - Steel Trim A	Trim B	Modesty - Steel Trim A	Trim B
Top — Wood Group A								
29"(737mm)	24"(610mm)	30"(762mm)	JDSW-2430-KFFW	<div></div> <div></div>	\$1832.96	\$1843.14	\$2009.54	\$2019.72
		36"(914mm)	JDSW-2436-KFFW	<div></div> <div></div>	1889.78	1905.06	2066.36	2081.64
		42"(1067mm)	JDSW-2442-KFFW	<div></div> <div></div>	1946.60	1966.98	2123.18	2143.56
		48"(1219mm)	JDSW-2448-KFFW	<div></div> <div></div>	2003.42	2028.90	2180.00	2205.48
		54"(1372mm)	JDSW-2454-KFFW	<div></div> <div></div>	2060.24	2090.82	2236.82	2267.40
		60"(1524mm)	JDSW-2460-KFFW	<div></div> <div></div>	2117.06	2152.74	2293.64	2329.32
		66"(1676mm)	JDSW-2466-KFFW	<div></div> <div></div>	2173.88	2214.66	2350.46	2391.24
		72"(1829mm)	JDSW-2472-KFFW	<div></div> <div></div>	2230.70	2276.58	2407.28	2453.16
29"(737mm)	30"(762mm)	30"(762mm)	JDSW-3030-KFFW	<div></div> <div></div>	\$1906.16	\$1916.34	\$2087.06	\$2097.24
		36"(914mm)	JDSW-3036-KFFW	<div></div> <div></div>	1962.98	1978.26	2143.88	2159.16
		42"(1067mm)	JDSW-3042-KFFW	<div></div> <div></div>	2019.80	2040.18	2200.70	2221.08
		48"(1219mm)	JDSW-3048-KFFW	<div></div> <div></div>	2076.62	2102.10	2257.52	2283.00
		54"(1372mm)	JDSW-3054-KFFW	<div></div> <div></div>	2133.44	2164.02	2314.34	2344.92
		60"(1524mm)	JDSW-3060-KFFW	<div></div> <div></div>	2190.26	2225.94	2371.16	2406.84
		66"(1676mm)	JDSW-3066-KFFW	<div></div> <div></div>	2247.08	2287.86	2427.98	2468.76
		72"(1829mm)	JDSW-3072-KFFW	<div></div> <div></div>	2303.90	2349.78	2484.80	2530.68
Top — Wood Group B								
29"(737mm)	24"(610mm)	30"(762mm)	JDSW-2430-KFFW	<div></div> <div></div>	\$1892.50	\$1902.68	\$2069.08	\$2079.26
		36"(914mm)	JDSW-2436-KFFW	<div></div> <div></div>	1954.72	1970.00	2131.30	2146.58
		42"(1067mm)	JDSW-2442-KFFW	<div></div> <div></div>	2016.94	2037.32	2193.52	2213.90
		48"(1219mm)	JDSW-2448-KFFW	<div></div> <div></div>	2079.16	2104.64	2255.74	2281.22
		54"(1372mm)	JDSW-2454-KFFW	<div></div> <div></div>	2141.38	2171.96	2317.96	2348.54
		60"(1524mm)	JDSW-2460-KFFW	<div></div> <div></div>	2203.60	2239.28	2380.18	2415.86
		66"(1676mm)	JDSW-2466-KFFW	<div></div> <div></div>	2265.82	2306.60	2442.40	2483.18
		72"(1829mm)	JDSW-2472-KFFW	<div></div> <div></div>	2328.04	2373.92	2504.62	2550.50
29"(737mm)	30"(762mm)	30"(762mm)	JDSW-3030-KFFW	<div></div> <div></div>	\$1969.00	\$1979.18	\$2149.90	\$2160.08
		36"(914mm)	JDSW-3036-KFFW	<div></div> <div></div>	2031.22	2046.50	2212.12	2227.40
		42"(1067mm)	JDSW-3042-KFFW	<div></div> <div></div>	2093.44	2113.82	2274.34	2294.72
		48"(1219mm)	JDSW-3048-KFFW	<div></div> <div></div>	2155.66	2181.14	2336.56	2362.04
		54"(1372mm)	JDSW-3054-KFFW	<div></div> <div></div>	2217.88	2248.46	2398.78	2429.36
		60"(1524mm)	JDSW-3060-KFFW	<div></div> <div></div>	2280.10	2315.78	2461.00	2496.68
		66"(1676mm)	JDSW-3066-KFFW	<div></div> <div></div>	2342.32	2383.10	2523.22	2564.00
		72"(1829mm)	JDSW-3072-KFFW	<div></div> <div></div>	2404.54	2450.42	2585.44	2631.32



JDSW-KFFWDS

**Features**

- Includes wood top, wood end panels, steel modesty panel, and assembly hardware.
- Wood veneer top has 3mm edgeband on user and guest edge, and 1mm edgeband on sides.
- Modesty panel is available with or without scallop wireway for cable management; scallop is centered at top of modesty panel.
- Glides provide 1.5"(38mm) adjustment range.
- Field assembled.

**Specification Tip**

- When placing a mobile, attached, or suspended pedestal inside the desk shell, pedestal depth must be at least 6"(152mm) less than nominal depth of top. See table.

**Desk/Pedestal Nominal Depths**

Desk Depth	Pedestal Depth
24"(610mm)	18"(457mm)
30"(762mm)	24"(610mm)

**To Order, Specify:**

- 1) Product number, including:

**① Modesty Panel Height:**

- B** 1/3 Height
- D** 3/4 Height, add \$66.97 list
- F** Full Height, add \$133.92 list

**② Modesty Panel Cable Management:**

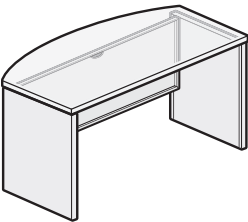
- N** No Scallop
- S** Scallop

- 2) Wood finish color for top.
- 3) Wood finish color for end panels.
- 4) Trim color for modesty panel.

X Series Desk Shells

Standard Bow Front Desk Shell — Laminate Top with Steel End Panels

Height	Depth	Width	Number	① ②	End Panel - Steel Trim A		End Panel - Steel Trim B	
					Modesty - Steel Trim A	Trim B	Modesty - Steel Trim A	Trim B
Top — Laminate A								
29"(737mm)	24"(610mm)	30"(762mm)	JDGL-2430-JFFS	<div></div> <div></div>	\$1495.71	\$1505.89	\$1584.09	\$1594.27
		36"(914mm)	JDGL-2436-JFFS	<div></div> <div></div>	1552.53	1567.81	1640.91	1656.19
		42"(1067mm)	JDGL-2442-JFFS	<div></div> <div></div>	1609.35	1629.73	1697.73	1718.11
		48"(1219mm)	JDGL-2448-JFFS	<div></div> <div></div>	1666.17	1691.65	1754.55	1780.03
		54"(1372mm)	JDGL-2454-JFFS	<div></div> <div></div>	1722.99	1753.57	1811.37	1841.95
		60"(1524mm)	JDGL-2460-JFFS	<div></div> <div></div>	1779.81	1815.49	1868.19	1903.87
		66"(1676mm)	JDGL-2466-JFFS	<div></div> <div></div>	1836.63	1877.41	1925.01	1965.79
		72"(1829mm)	JDGL-2472-JFFS	<div></div> <div></div>	1893.45	1939.33	1981.83	2027.71
29"(737mm)	30"(762mm)	30"(762mm)	JDGL-3030-JFFS	<div></div> <div></div>	\$1551.27	\$1561.45	\$1659.81	\$1669.99
		36"(914mm)	JDGL-3036-JFFS	<div></div> <div></div>	1608.09	1623.37	1716.63	1731.91
		42"(1067mm)	JDGL-3042-JFFS	<div></div> <div></div>	1664.91	1685.29	1773.45	1793.83
		48"(1219mm)	JDGL-3048-JFFS	<div></div> <div></div>	1721.73	1747.21	1830.27	1855.75
		54"(1372mm)	JDGL-3054-JFFS	<div></div> <div></div>	1778.55	1809.13	1887.09	1917.67
		60"(1524mm)	JDGL-3060-JFFS	<div></div> <div></div>	1835.37	1871.05	1943.91	1979.59
		66"(1676mm)	JDGL-3066-JFFS	<div></div> <div></div>	1892.19	1932.97	2000.73	2041.51
		72"(1829mm)	JDGL-3072-JFFS	<div></div> <div></div>	1949.01	1994.89	2057.55	2103.43
Top — Laminate B								
29"(737mm)	24"(610mm)	30"(762mm)	JDGL-2430-JFFS	<div></div> <div></div>	\$1495.71	\$1505.89	\$1584.09	\$1594.27
		36"(914mm)	JDGL-2436-JFFS	<div></div> <div></div>	1552.53	1567.81	1640.91	1656.19
		42"(1067mm)	JDGL-2442-JFFS	<div></div> <div></div>	1609.35	1629.73	1697.73	1718.11
		48"(1219mm)	JDGL-2448-JFFS	<div></div> <div></div>	1666.17	1691.65	1754.55	1780.03
		54"(1372mm)	JDGL-2454-JFFS	<div></div> <div></div>	1722.99	1753.57	1811.37	1841.95
		60"(1524mm)	JDGL-2460-JFFS	<div></div> <div></div>	1779.81	1815.49	1868.19	1903.87
		66"(1676mm)	JDGL-2466-JFFS	<div></div> <div></div>	1836.63	1877.41	1925.01	1965.79
		72"(1829mm)	JDGL-2472-JFFS	<div></div> <div></div>	1893.45	1939.33	1981.83	2027.71
29"(737mm)	30"(762mm)	30"(762mm)	JDGL-3030-JFFS	<div></div> <div></div>	\$1551.27	\$1561.45	\$1659.81	\$1669.99
		36"(914mm)	JDGL-3036-JFFS	<div></div> <div></div>	1608.09	1623.37	1716.63	1731.91
		42"(1067mm)	JDGL-3042-JFFS	<div></div> <div></div>	1664.91	1685.29	1773.45	1793.83
		48"(1219mm)	JDGL-3048-JFFS	<div></div> <div></div>	1721.73	1747.21	1830.27	1855.75
		54"(1372mm)	JDGL-3054-JFFS	<div></div> <div></div>	1778.55	1809.13	1887.09	1917.67
		60"(1524mm)	JDGL-3060-JFFS	<div></div> <div></div>	1835.37	1871.05	1943.91	1979.59
		66"(1676mm)	JDGL-3066-JFFS	<div></div> <div></div>	1892.19	1932.97	2000.73	2041.51
		72"(1829mm)	JDGL-3072-JFFS	<div></div> <div></div>	1949.01	1994.89	2057.55	2103.43



JDGL-JFFSDS

- Features**
- Includes laminate top, steel end panels, steel modesty panel, and assembly hardware.
  - High-pressure laminate top has 3mm edgeband on user and guest edge, and 1mm edgeband on sides.
  - Bow edge on guest side extends 6"(152mm) beyond end panels at the center of the desk.
  - Modesty panel is available with or without scallop wireway for cable management; scallop is centered at top of modesty panel.
  - Glides provide 1.5"(38mm) adjustment range.
  - Field assembled.

- Specification Tip**
- When placing a mobile, attached, or suspended pedestal inside the desk shell, pedestal depth must be at least 6"(152mm) less than nominal depth of top. See table.

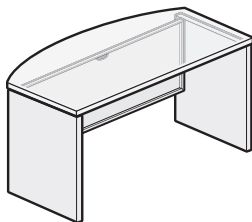
Desk/Pedestal Nominal Depths	
Desk Depth	Pedestal Depth
24"(610mm)	18"(457mm)
30"(762mm)	24"(610mm)

- To Order, Specify:**
- 1) Product number, including:
    - ① **Modesty Panel Height:**
      - B** 1/3 Height
      - D** 3/4 Height, add \$66.97 list
      - F** Full Height, add \$133.92 list
    - ② **Modesty Panel Cable Management:**
      - N** No Scallop
      - S** Scallop
  - 2) Laminate color for top.
  - 3) Edge trim color for top.
  - 4) Trim color for end panels.
  - 5) Trim color for modesty panel.

# X Series Desk Shells

Standard Bow Front Desk Shell — Laminate Top with Laminate End Panels

Height	Depth	Width	Number	① ②	End Panel - Laminate A		End Panel - Laminate B	
					Modesty - Steel Trim A	Trim B	Modesty - Steel Trim A	Trim B
Top — Laminate A								
29"(737mm)	24"(610mm)	30"(762mm)	JDGL-2430-JFFL		\$1275.89	\$1286.07	\$1275.89	\$1286.07
		36"(914mm)	JDGL-2436-JFFL		1332.71	1347.99	1332.71	1347.99
		42"(1067mm)	JDGL-2442-JFFL		1389.53	1409.91	1389.53	1409.91
		48"(1219mm)	JDGL-2448-JFFL		1446.35	1471.83	1446.35	1471.83
		54"(1372mm)	JDGL-2454-JFFL		1503.17	1533.75	1503.17	1533.75
		60"(1524mm)	JDGL-2460-JFFL		1559.99	1595.67	1559.99	1595.67
		66"(1676mm)	JDGL-2466-JFFL		1616.81	1657.59	1616.81	1657.59
		72"(1829mm)	JDGL-2472-JFFL		1673.63	1719.51	1673.63	1719.51
29"(737mm)	30"(762mm)	30"(762mm)	JDGL-3030-JFFL		\$1331.45	\$1341.63	\$1331.45	\$1341.63
		36"(914mm)	JDGL-3036-JFFL		1388.27	1403.55	1388.27	1403.55
		42"(1067mm)	JDGL-3042-JFFL		1445.09	1465.47	1445.09	1465.47
		48"(1219mm)	JDGL-3048-JFFL		1501.91	1527.39	1501.91	1527.39
		54"(1372mm)	JDGL-3054-JFFL		1558.73	1589.31	1558.73	1589.31
		60"(1524mm)	JDGL-3060-JFFL		1615.55	1651.23	1615.55	1651.23
		66"(1676mm)	JDGL-3066-JFFL		1672.37	1713.15	1672.37	1713.15
		72"(1829mm)	JDGL-3072-JFFL		1729.19	1775.07	1729.19	1775.07
Top — Laminate B								
29"(737mm)	24"(610mm)	30"(762mm)	JDGL-2430-JFFL		\$1275.89	\$1286.07	\$1275.89	\$1286.07
		36"(914mm)	JDGL-2436-JFFL		1332.71	1347.99	1332.71	1347.99
		42"(1067mm)	JDGL-2442-JFFL		1389.53	1409.91	1389.53	1409.91
		48"(1219mm)	JDGL-2448-JFFL		1446.35	1471.83	1446.35	1471.83
		54"(1372mm)	JDGL-2454-JFFL		1503.17	1533.75	1503.17	1533.75
		60"(1524mm)	JDGL-2460-JFFL		1559.99	1595.67	1559.99	1595.67
		66"(1676mm)	JDGL-2466-JFFL		1616.81	1657.59	1616.81	1657.59
		72"(1829mm)	JDGL-2472-JFFL		1673.63	1719.51	1673.63	1719.51
29"(737mm)	30"(762mm)	30"(762mm)	JDGL-3030-JFFL		\$1331.45	\$1341.63	\$1331.45	\$1341.63
		36"(914mm)	JDGL-3036-JFFL		1388.27	1403.55	1388.27	1403.55
		42"(1067mm)	JDGL-3042-JFFL		1445.09	1465.47	1445.09	1465.47
		48"(1219mm)	JDGL-3048-JFFL		1501.91	1527.39	1501.91	1527.39
		54"(1372mm)	JDGL-3054-JFFL		1558.73	1589.31	1558.73	1589.31
		60"(1524mm)	JDGL-3060-JFFL		1615.55	1651.23	1615.55	1651.23
		66"(1676mm)	JDGL-3066-JFFL		1672.37	1713.15	1672.37	1713.15
		72"(1829mm)	JDGL-3072-JFFL		1729.19	1775.07	1729.19	1775.07



JDGL-JFFLDS

## Features

- Includes laminate top, laminate end panels, steel modesty panel, and assembly hardware.
- High-pressure laminate top has 3mm edgeband on user and guest edge, and 1mm edgeband on sides.
- Bow edge on guest side extends 6"(152mm) beyond end panels at the center of the desk.
- Modesty panel is available with or without scallop wireway for cable management; scallop is centered at top of modesty panel.
- Glides provide 1.5"(38mm) adjustment range.
- Field assembled.

## Specification Tip

- When placing a mobile, attached, or suspended pedestal inside the desk shell, pedestal depth must be at least 6"(152mm) less than nominal depth of top. See table.

## Desk/Pedestal Nominal Depths

Desk Depth	Pedestal Depth
24"(610mm)	18"(457mm)
30"(762mm)	24"(610mm)

## To Order, Specify:

- Product number, including:

### ① Modesty Panel Height:

- B** 1/3 Height
- D** 3/4 Height, add \$66.97 list
- F** Full Height, add \$133.92 list

### ② Modesty Panel Cable Management:

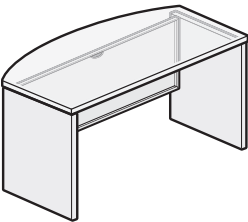
- N** No Scallop
- S** Scallop

- Laminate color for top.
- Edge trim color for top.
- Laminate color for end panels.
- Edge trim color for end panels.
- Trim color for modesty panel.

X Series Desk Shells

Standard Bow Front Desk Shell — Laminate Top with Wood End Panels

Height	Depth	Width	Number	① ②	End Panel - Wood Group A		End Panel - Wood Group B	
					Modesty - Steel Trim A	Trim B	Modesty - Steel Trim A	Trim B
Top — Laminate A								
29”(737mm)	24”(610mm)	30”(762mm)	JDGL-2430-JFFW	<div></div> <div></div>	\$1619.51	\$1629.69	\$1796.09	\$1806.27
		36”(914mm)	JDGL-2436-JFFW	<div></div> <div></div>	1676.33	1691.61	1852.91	1868.19
		42”(1067mm)	JDGL-2442-JFFW	<div></div> <div></div>	1733.15	1753.53	1909.73	1930.11
		48”(1219mm)	JDGL-2448-JFFW	<div></div> <div></div>	1789.97	1815.45	1966.55	1992.03
		54”(1372mm)	JDGL-2454-JFFW	<div></div> <div></div>	1846.79	1877.37	2023.37	2053.95
		60”(1524mm)	JDGL-2460-JFFW	<div></div> <div></div>	1903.61	1939.29	2080.19	2115.87
		66”(1676mm)	JDGL-2466-JFFW	<div></div> <div></div>	1960.43	2001.21	2137.01	2177.79
		72”(1829mm)	JDGL-2472-JFFW	<div></div> <div></div>	2017.25	2063.13	2193.83	2239.71
29”(737mm)	30”(762mm)	30”(762mm)	JDGL-3030-JFFW	<div></div> <div></div>	\$1675.07	\$1685.25	\$1855.97	\$1866.15
		36”(914mm)	JDGL-3036-JFFW	<div></div> <div></div>	1731.89	1747.17	1912.79	1928.07
		42”(1067mm)	JDGL-3042-JFFW	<div></div> <div></div>	1788.71	1809.09	1969.61	1989.99
		48”(1219mm)	JDGL-3048-JFFW	<div></div> <div></div>	1845.53	1871.01	2026.43	2051.91
		54”(1372mm)	JDGL-3054-JFFW	<div></div> <div></div>	1902.35	1932.93	2083.25	2113.83
		60”(1524mm)	JDGL-3060-JFFW	<div></div> <div></div>	1959.17	1994.85	2140.07	2175.75
		66”(1676mm)	JDGL-3066-JFFW	<div></div> <div></div>	2015.99	2056.77	2196.89	2237.67
		72”(1829mm)	JDGL-3072-JFFW	<div></div> <div></div>	2072.81	2118.69	2253.71	2299.59
Top — Laminate B								
29”(737mm)	24”(610mm)	30”(762mm)	JDGL-2430-JFFW	<div></div> <div></div>	\$1619.51	\$1629.69	\$1796.09	\$1806.27
		36”(914mm)	JDGL-2436-JFFW	<div></div> <div></div>	1676.33	1691.61	1852.91	1868.19
		42”(1067mm)	JDGL-2442-JFFW	<div></div> <div></div>	1733.15	1753.53	1909.73	1930.11
		48”(1219mm)	JDGL-2448-JFFW	<div></div> <div></div>	1789.97	1815.45	1966.55	1992.03
		54”(1372mm)	JDGL-2454-JFFW	<div></div> <div></div>	1846.79	1877.37	2023.37	2053.95
		60”(1524mm)	JDGL-2460-JFFW	<div></div> <div></div>	1903.61	1939.29	2080.19	2115.87
		66”(1676mm)	JDGL-2466-JFFW	<div></div> <div></div>	1960.43	2001.21	2137.01	2177.79
		72”(1829mm)	JDGL-2472-JFFW	<div></div> <div></div>	2017.25	2063.13	2193.83	2239.71
29”(737mm)	30”(762mm)	30”(762mm)	JDGL-3030-JFFW	<div></div> <div></div>	\$1675.07	\$1685.25	\$1855.97	\$1866.15
		36”(914mm)	JDGL-3036-JFFW	<div></div> <div></div>	1731.89	1747.17	1912.79	1928.07
		42”(1067mm)	JDGL-3042-JFFW	<div></div> <div></div>	1788.71	1809.09	1969.61	1989.99
		48”(1219mm)	JDGL-3048-JFFW	<div></div> <div></div>	1845.53	1871.01	2026.43	2051.91
		54”(1372mm)	JDGL-3054-JFFW	<div></div> <div></div>	1902.35	1932.93	2083.25	2113.83
		60”(1524mm)	JDGL-3060-JFFW	<div></div> <div></div>	1959.17	1994.85	2140.07	2175.75
		66”(1676mm)	JDGL-3066-JFFW	<div></div> <div></div>	2015.99	2056.77	2196.89	2237.67
		72”(1829mm)	JDGL-3072-JFFW	<div></div> <div></div>	2072.81	2118.69	2253.71	2299.59



JDGL-JFFWDS

- Features**
- Includes laminate top, wood end panels, steel modesty panel, and assembly hardware.
  - High-pressure laminate top has 3mm edgeband on user and guest edge, and 1mm edgeband on sides.
  - Bow edge on guest side extends 6"(152mm) beyond end panels at the center of the desk.
  - Modesty panel is available with or without scallop wireway for cable management; scallop is centered at top of modesty panel.
  - Glides provide 1.5"(38mm) adjustment range.
  - Field assembled.

- Specification Tip**
- When placing a mobile, attached, or suspended pedestal inside the desk shell, pedestal depth must be at least 6"(152mm) less than nominal depth of top. See table.

Desk/Pedestal Nominal Depths	
Desk Depth	Pedestal Depth
24"(610mm)	18"(457mm)
30"(762mm)	24"(610mm)

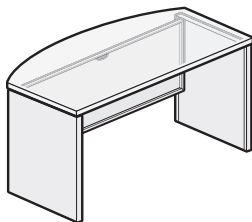
- To Order, Specify:**
- 1) Product number, including:
    - ① **Modesty Panel Height:**
      - B** 1/3 Height
      - D** 3/4 Height, add \$66.97 list
      - F** Full Height, add \$133.92 list
    - ② **Modesty Panel Cable Management:**
      - N** No Scallop
      - S** Scallop
  - 2) Laminate color for top.
  - 3) Edge trim color for top.
  - 4) Wood finish color for end panels.
  - 5) Trim color for modesty panel.



## X Series Desk Shells

Standard Bow Front Desk Shell — Wood Top with Steel End Panels

Height	Depth	Width	Number	① ②	End Panel - Steel Trim A		End Panel - Steel Trim B	
					Modesty - Steel Trim A	Trim B	Modesty - Steel Trim A	Trim B
Top — Wood Group A								
29"(737mm)	24"(610mm)	30"(762mm)	JDGW-2430-KFFS	<div></div> <div></div>	\$1816.54	\$1826.72	\$1904.92	\$1915.10
		36"(914mm)	JDGW-2436-KFFS	<div></div> <div></div>	1873.36	1888.64	1961.74	1977.02
		42"(1067mm)	JDGW-2442-KFFS	<div></div> <div></div>	1930.18	1950.56	2018.56	2038.94
		48"(1219mm)	JDGW-2448-KFFS	<div></div> <div></div>	1987.00	2012.48	2075.38	2100.86
		54"(1372mm)	JDGW-2454-KFFS	<div></div> <div></div>	2043.82	2074.40	2132.20	2162.78
		60"(1524mm)	JDGW-2460-KFFS	<div></div> <div></div>	2100.64	2136.32	2189.02	2224.70
		66"(1676mm)	JDGW-2466-KFFS	<div></div> <div></div>	2157.46	2198.24	2245.84	2286.62
		72"(1829mm)	JDGW-2472-KFFS	<div></div> <div></div>	2214.28	2260.16	2302.66	2348.54
29"(737mm)	30"(762mm)	30"(762mm)	JDGW-3030-KFFS	<div></div> <div></div>	\$1889.74	\$1899.92	\$1998.28	\$2008.46
		36"(914mm)	JDGW-3036-KFFS	<div></div> <div></div>	1946.56	1961.84	2055.10	2070.38
		42"(1067mm)	JDGW-3042-KFFS	<div></div> <div></div>	2003.38	2023.76	2111.92	2132.30
		48"(1219mm)	JDGW-3048-KFFS	<div></div> <div></div>	2060.20	2085.68	2168.74	2194.22
		54"(1372mm)	JDGW-3054-KFFS	<div></div> <div></div>	2117.02	2147.60	2225.56	2256.14
		60"(1524mm)	JDGW-3060-KFFS	<div></div> <div></div>	2173.84	2209.52	2282.38	2318.06
		66"(1676mm)	JDGW-3066-KFFS	<div></div> <div></div>	2230.66	2271.44	2339.20	2379.98
		72"(1829mm)	JDGW-3072-KFFS	<div></div> <div></div>	2287.48	2333.36	2396.02	2441.90
Top — Wood Group B								
29"(737mm)	24"(610mm)	30"(762mm)	JDGW-2430-KFFS	<div></div> <div></div>	\$1895.19	\$1905.37	\$1983.57	\$1993.75
		36"(914mm)	JDGW-2436-KFFS	<div></div> <div></div>	1957.41	1972.69	2045.79	2061.07
		42"(1067mm)	JDGW-2442-KFFS	<div></div> <div></div>	2019.63	2040.01	2108.01	2128.39
		48"(1219mm)	JDGW-2448-KFFS	<div></div> <div></div>	2081.85	2107.33	2170.23	2195.71
		54"(1372mm)	JDGW-2454-KFFS	<div></div> <div></div>	2144.07	2174.65	2232.45	2263.03
		60"(1524mm)	JDGW-2460-KFFS	<div></div> <div></div>	2206.29	2241.97	2294.67	2330.35
		66"(1676mm)	JDGW-2466-KFFS	<div></div> <div></div>	2268.51	2309.29	2356.89	2397.67
		72"(1829mm)	JDGW-2472-KFFS	<div></div> <div></div>	2330.73	2376.61	2419.11	2464.99
29"(737mm)	30"(762mm)	30"(762mm)	JDGW-3030-KFFS	<div></div> <div></div>	\$1971.69	\$1981.87	\$2080.23	\$2090.41
		36"(914mm)	JDGW-3036-KFFS	<div></div> <div></div>	2033.91	2049.19	2142.45	2157.73
		42"(1067mm)	JDGW-3042-KFFS	<div></div> <div></div>	2096.13	2116.51	2204.67	2225.05
		48"(1219mm)	JDGW-3048-KFFS	<div></div> <div></div>	2158.35	2183.83	2266.89	2292.37
		54"(1372mm)	JDGW-3054-KFFS	<div></div> <div></div>	2220.57	2251.15	2329.11	2359.69
		60"(1524mm)	JDGW-3060-KFFS	<div></div> <div></div>	2282.79	2318.47	2391.33	2427.01
		66"(1676mm)	JDGW-3066-KFFS	<div></div> <div></div>	2345.01	2385.79	2453.55	2494.33
		72"(1829mm)	JDGW-3072-KFFS	<div></div> <div></div>	2407.23	2453.11	2515.77	2561.65



JDGW-KFFSDS

**Features**

- Includes wood top, steel end panels, steel modesty panel, and assembly hardware.
- Wood veneer top has 3mm edgeband on user and guest edge, and 1mm edgeband on sides.
- Bow edge on guest side extends 6"(152mm) beyond end panels at the center of the desk.
- Modesty panel is available with or without scallop wireway for cable management; scallop is centered at top of modesty panel.
- Glides provide 1.5"(38mm) adjustment range.
- Field assembled.

**Specification Tip**

- When placing a mobile, attached, or suspended pedestal inside the desk shell, pedestal depth must be at least 6"(152mm) less than nominal depth of top. See table.

**Desk/Pedestal Nominal Depths**

Desk Depth	Pedestal Depth
24"(610mm)	18"(457mm)
30"(762mm)	24"(610mm)

**To Order, Specify:**

- Product number, including:

**① Modesty Panel Height:**

- B** 1/3 Height
- D** 3/4 Height, add **\$66.97** list
- F** Full Height, add **\$133.92** list

**② Modesty Panel Cable Management:**

- N** No Scallop
- S** Scallop

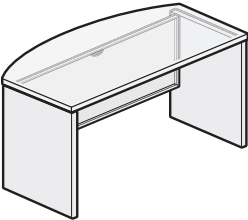
- Wood finish color for top.
- Trim color for end panels.
- Trim color for modesty panel.



X Series Desk Shells

Standard Bow Front Desk Shell — Wood Top with Laminate End Panels

Height	Depth	Width	Number	① ②	End Panel - Laminate A		End Panel - Laminate B	
					Modesty - Steel Trim A	Trim B	Modesty - Steel Trim A	Trim B
Top — Wood Group A								
29”(737mm)	24”(610mm)	30”(762mm)	JDGW-2430-KFFL	<div></div> <div></div>	\$1596.72	\$1606.90	\$1596.72	\$1606.90
		36”(914mm)	JDGW-2436-KFFL	<div></div> <div></div>	1653.54	1668.82	1653.54	1668.82
		42”(1067mm)	JDGW-2442-KFFL	<div></div> <div></div>	1710.36	1730.74	1710.36	1730.74
		48”(1219mm)	JDGW-2448-KFFL	<div></div> <div></div>	1767.18	1792.66	1767.18	1792.66
		54”(1372mm)	JDGW-2454-KFFL	<div></div> <div></div>	1824.00	1854.58	1824.00	1854.58
		60”(1524mm)	JDGW-2460-KFFL	<div></div> <div></div>	1880.82	1916.50	1880.82	1916.50
		66”(1676mm)	JDGW-2466-KFFL	<div></div> <div></div>	1937.64	1978.42	1937.64	1978.42
		72”(1829mm)	JDGW-2472-KFFL	<div></div> <div></div>	1994.46	2040.34	1994.46	2040.34
29”(737mm)	30”(762mm)	30”(762mm)	JDGW-3030-KFFL	<div></div> <div></div>	\$1669.92	\$1680.10	\$1669.92	\$1680.10
		36”(914mm)	JDGW-3036-KFFL	<div></div> <div></div>	1726.74	1742.02	1726.74	1742.02
		42”(1067mm)	JDGW-3042-KFFL	<div></div> <div></div>	1783.56	1803.94	1783.56	1803.94
		48”(1219mm)	JDGW-3048-KFFL	<div></div> <div></div>	1840.38	1865.86	1840.38	1865.86
		54”(1372mm)	JDGW-3054-KFFL	<div></div> <div></div>	1897.20	1927.78	1897.20	1927.78
		60”(1524mm)	JDGW-3060-KFFL	<div></div> <div></div>	1954.02	1989.70	1954.02	1989.70
		66”(1676mm)	JDGW-3066-KFFL	<div></div> <div></div>	2010.84	2051.62	2010.84	2051.62
		72”(1829mm)	JDGW-3072-KFFL	<div></div> <div></div>	2067.66	2113.54	2067.66	2113.54
Top — Wood Group B								
29”(737mm)	24”(610mm)	30”(762mm)	JDGW-2430-KFFL	<div></div> <div></div>	\$1675.37	\$1685.55	\$1675.37	\$1685.55
		36”(914mm)	JDGW-2436-KFFL	<div></div> <div></div>	1737.59	1752.87	1737.59	1752.87
		42”(1067mm)	JDGW-2442-KFFL	<div></div> <div></div>	1799.81	1820.19	1799.81	1820.19
		48”(1219mm)	JDGW-2448-KFFL	<div></div> <div></div>	1862.03	1887.51	1862.03	1887.51
		54”(1372mm)	JDGW-2454-KFFL	<div></div> <div></div>	1924.25	1954.83	1924.25	1954.83
		60”(1524mm)	JDGW-2460-KFFL	<div></div> <div></div>	1986.47	2022.15	1986.47	2022.15
		66”(1676mm)	JDGW-2466-KFFL	<div></div> <div></div>	2048.69	2089.47	2048.69	2089.47
		72”(1829mm)	JDGW-2472-KFFL	<div></div> <div></div>	2110.91	2156.79	2110.91	2156.79
29”(737mm)	30”(762mm)	30”(762mm)	JDGW-3030-KFFL	<div></div> <div></div>	\$1751.87	\$1762.05	\$1751.87	\$1762.05
		36”(914mm)	JDGW-3036-KFFL	<div></div> <div></div>	1814.09	1829.37	1814.09	1829.37
		42”(1067mm)	JDGW-3042-KFFL	<div></div> <div></div>	1876.31	1896.69	1876.31	1896.69
		48”(1219mm)	JDGW-3048-KFFL	<div></div> <div></div>	1938.53	1964.01	1938.53	1964.01
		54”(1372mm)	JDGW-3054-KFFL	<div></div> <div></div>	2000.75	2031.33	2000.75	2031.33
		60”(1524mm)	JDGW-3060-KFFL	<div></div> <div></div>	2062.97	2098.65	2062.97	2098.65
		66”(1676mm)	JDGW-3066-KFFL	<div></div> <div></div>	2125.19	2165.97	2125.19	2165.97
		72”(1829mm)	JDGW-3072-KFFL	<div></div> <div></div>	2187.41	2233.29	2187.41	2233.29



JDGW-KFFLDS

- Features**
- Includes wood top, laminate end panels, steel modesty panel, and assembly hardware.
  - Wood veneer top has 3mm edgeband on user and guest edge, and 1mm edgeband on sides.
  - Bow edge on guest side extends 6"(152mm) beyond end panels at the center of the desk.
  - Modesty panel is available with or without scallop wireway for cable management; scallop is centered at top of modesty panel.
  - Glides provide 1.5"(38mm) adjustment range.
  - Field assembled.

- Specification Tip**
- When placing a mobile, attached, or suspended pedestal inside the desk shell, pedestal depth must be at least 6"(152mm) less than nominal depth of top. See table.

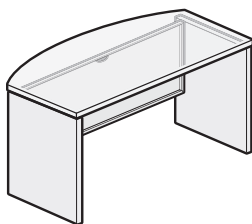
Desk/Pedestal Nominal Depths	
Desk Depth	Pedestal Depth
24"(610mm)	18"(457mm)
30"(762mm)	24"(610mm)

- To Order, Specify:**
- 1) Product number, including:
    - ① **Modesty Panel Height:**
      - B** 1/3 Height
      - D** 3/4 Height, add \$66.97 list
      - F** Full Height, add \$133.92 list
    - ② **Modesty Panel Cable Management:**
      - N** No Scallop
      - S** Scallop
  - 2) Wood finish color for top.
  - 3) Laminate color for end panels.
  - 4) Edge trim color for end panels.
  - 5) Trim color for modesty panel.

## X Series Desk Shells

Standard Bow Front Desk Shell — Wood Top with Wood End Panels

Height	Depth	Width	Number	① ②	End Panel - Wood Group A		End Panel - Wood Group B	
					Modesty - Steel Trim A	Trim B	Modesty - Steel Trim A	Trim B
Top — Wood Group A								
29"(737mm)	24"(610mm)	30"(762mm)	JDGW-2430-KFFW	<div><div></div><div></div></div>	\$1940.34	\$1950.52	\$2116.92	\$2127.10
		36"(914mm)	JDGW-2436-KFFW	<div><div></div><div></div></div>	1997.16	2012.44	2173.74	2189.02
		42"(1067mm)	JDGW-2442-KFFW	<div><div></div><div></div></div>	2053.98	2074.36	2230.56	2250.94
		48"(1219mm)	JDGW-2448-KFFW	<div><div></div><div></div></div>	2110.80	2136.28	2287.38	2312.86
		54"(1372mm)	JDGW-2454-KFFW	<div><div></div><div></div></div>	2167.62	2198.20	2344.20	2374.78
		60"(1524mm)	JDGW-2460-KFFW	<div><div></div><div></div></div>	2224.44	2260.12	2401.02	2436.70
		66"(1676mm)	JDGW-2466-KFFW	<div><div></div><div></div></div>	2281.26	2322.04	2457.84	2498.62
		72"(1829mm)	JDGW-2472-KFFW	<div><div></div><div></div></div>	2338.08	2383.96	2514.66	2560.54
29"(737mm)	30"(762mm)	30"(762mm)	JDGW-3030-KFFW	<div><div></div><div></div></div>	\$2013.54	\$2023.72	\$2194.44	\$2204.62
		36"(914mm)	JDGW-3036-KFFW	<div><div></div><div></div></div>	2070.36	2085.64	2251.26	2266.54
		42"(1067mm)	JDGW-3042-KFFW	<div><div></div><div></div></div>	2127.18	2147.56	2308.08	2328.46
		48"(1219mm)	JDGW-3048-KFFW	<div><div></div><div></div></div>	2184.00	2209.48	2364.90	2390.38
		54"(1372mm)	JDGW-3054-KFFW	<div><div></div><div></div></div>	2240.82	2271.40	2421.72	2452.30
		60"(1524mm)	JDGW-3060-KFFW	<div><div></div><div></div></div>	2297.64	2333.32	2478.54	2514.22
		66"(1676mm)	JDGW-3066-KFFW	<div><div></div><div></div></div>	2354.46	2395.24	2535.36	2576.14
		72"(1829mm)	JDGW-3072-KFFW	<div><div></div><div></div></div>	2411.28	2457.16	2592.18	2638.06
Top — Wood Group B								
29"(737mm)	24"(610mm)	30"(762mm)	JDGW-2430-KFFW	<div><div></div><div></div></div>	\$2018.99	\$2029.17	\$2195.57	\$2205.75
		36"(914mm)	JDGW-2436-KFFW	<div><div></div><div></div></div>	2081.21	2096.49	2257.79	2273.07
		42"(1067mm)	JDGW-2442-KFFW	<div><div></div><div></div></div>	2143.43	2163.81	2320.01	2340.39
		48"(1219mm)	JDGW-2448-KFFW	<div><div></div><div></div></div>	2205.65	2231.13	2382.23	2407.71
		54"(1372mm)	JDGW-2454-KFFW	<div><div></div><div></div></div>	2267.87	2298.45	2444.45	2475.03
		60"(1524mm)	JDGW-2460-KFFW	<div><div></div><div></div></div>	2330.09	2365.77	2506.67	2542.35
		66"(1676mm)	JDGW-2466-KFFW	<div><div></div><div></div></div>	2392.31	2433.09	2568.89	2609.67
		72"(1829mm)	JDGW-2472-KFFW	<div><div></div><div></div></div>	2454.53	2500.41	2631.11	2676.99
29"(737mm)	30"(762mm)	30"(762mm)	JDGW-3030-KFFW	<div><div></div><div></div></div>	\$2095.49	\$2105.67	\$2276.39	\$2286.57
		36"(914mm)	JDGW-3036-KFFW	<div><div></div><div></div></div>	2157.71	2172.99	2338.61	2353.89
		42"(1067mm)	JDGW-3042-KFFW	<div><div></div><div></div></div>	2219.93	2240.31	2400.83	2421.21
		48"(1219mm)	JDGW-3048-KFFW	<div><div></div><div></div></div>	2282.15	2307.63	2463.05	2488.53
		54"(1372mm)	JDGW-3054-KFFW	<div><div></div><div></div></div>	2344.37	2374.95	2525.27	2555.85
		60"(1524mm)	JDGW-3060-KFFW	<div><div></div><div></div></div>	2406.59	2442.27	2587.49	2623.17
		66"(1676mm)	JDGW-3066-KFFW	<div><div></div><div></div></div>	2468.81	2509.59	2649.71	2690.49
		72"(1829mm)	JDGW-3072-KFFW	<div><div></div><div></div></div>	2531.03	2576.91	2711.93	2757.81



JDGW-KFFWDS

**Features**

- Includes wood top, wood end panels, steel modesty panel, and assembly hardware.
- Wood veneer top has 3mm edgeband on user and guest edge, and 1mm edgeband on sides.
- Bow edge on guest side extends 6"(152mm) beyond end panels at the center of the desk.
- Modesty panel is available with or without scallop wireway for cable management; scallop is centered at top of modesty panel.
- Glides provide 1.5"(38mm) adjustment range.
- Field assembled.

**Specification Tip**

- When placing a mobile, attached, or suspended pedestal inside the desk shell, pedestal depth must be at least 6"(152mm) less than nominal depth of top. See table.

**Desk/Pedestal Nominal Depths**

Desk Depth	Pedestal Depth
24"(610mm)	18"(457mm)
30"(762mm)	24"(610mm)

**To Order, Specify:**

- Product number, including:

**① Modesty Panel Height:**

- B** 1/3 Height
- D** 3/4 Height, add \$66.97 list
- F** Full Height, add \$133.92 list

**② Modesty Panel Cable Management:**

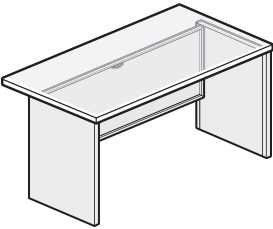
- N** No Scallop
- S** Scallop

- Wood finish color for top.
- Wood finish color for end panels.
- Trim color for modesty panel.

X Series Desk Shells

Executive Rectangular Desk Shell — Laminate Top with Steel End Panels

Height	Depth	Width	Number	①②	End Panel - Steel Trim A		End Panel - Steel Trim B	
					Modesty - Steel Trim A	Trim B	Modesty - Steel Trim A	Trim B
Top — Laminate A								
29”(737mm)	30”(762mm)	30”(762mm)	JDXL-3030-JFFS	<div></div> <div></div>	\$1461.57	\$1471.75	\$1570.11	\$1580.29
		36”(914mm)	JDXL-3036-JFFS	<div></div> <div></div>	1518.39	1533.67	1626.93	1642.21
		42”(1067mm)	JDXL-3042-JFFS	<div></div> <div></div>	1575.21	1595.59	1683.75	1704.13
		48”(1219mm)	JDXL-3048-JFFS	<div></div> <div></div>	1632.03	1657.51	1740.57	1766.05
		54”(1372mm)	JDXL-3054-JFFS	<div></div> <div></div>	1688.85	1719.43	1797.39	1827.97
		60”(1524mm)	JDXL-3060-JFFS	<div></div> <div></div>	1745.67	1781.35	1854.21	1889.89
		66”(1676mm)	JDXL-3066-JFFS	<div></div> <div></div>	1802.49	1843.27	1911.03	1951.81
		72”(1829mm)	JDXL-3072-JFFS	<div></div> <div></div>	1859.31	1905.19	1967.85	2013.73
29”(737mm)	36”(914mm)	30”(762mm)	JDXL-3630-JFFS	<div></div> <div></div>	\$1517.13	\$1527.31	\$1645.83	\$1656.01
		36”(914mm)	JDXL-3636-JFFS	<div></div> <div></div>	1573.95	1589.23	1702.65	1717.93
		42”(1067mm)	JDXL-3642-JFFS	<div></div> <div></div>	1630.77	1651.15	1759.47	1779.85
		48”(1219mm)	JDXL-3648-JFFS	<div></div> <div></div>	1687.59	1713.07	1816.29	1841.77
		54”(1372mm)	JDXL-3654-JFFS	<div></div> <div></div>	1744.41	1774.99	1873.11	1903.69
		60”(1524mm)	JDXL-3660-JFFS	<div></div> <div></div>	1801.23	1836.91	1929.93	1965.61
		66”(1676mm)	JDXL-3666-JFFS	<div></div> <div></div>	1858.05	1898.83	1986.75	2027.53
		72”(1829mm)	JDXL-3672-JFFS	<div></div> <div></div>	1914.87	1960.75	2043.57	2089.45
Top — Laminate B								
29”(737mm)	30”(762mm)	30”(762mm)	JDXL-3030-JFFS	<div></div> <div></div>	\$1461.57	\$1471.75	\$1570.11	\$1580.29
		36”(914mm)	JDXL-3036-JFFS	<div></div> <div></div>	1518.39	1533.67	1626.93	1642.21
		42”(1067mm)	JDXL-3042-JFFS	<div></div> <div></div>	1575.21	1595.59	1683.75	1704.13
		48”(1219mm)	JDXL-3048-JFFS	<div></div> <div></div>	1632.03	1657.51	1740.57	1766.05
		54”(1372mm)	JDXL-3054-JFFS	<div></div> <div></div>	1688.85	1719.43	1797.39	1827.97
		60”(1524mm)	JDXL-3060-JFFS	<div></div> <div></div>	1745.67	1781.35	1854.21	1889.89
		66”(1676mm)	JDXL-3066-JFFS	<div></div> <div></div>	1802.49	1843.27	1911.03	1951.81
		72”(1829mm)	JDXL-3072-JFFS	<div></div> <div></div>	1859.31	1905.19	1967.85	2013.73
29”(737mm)	36”(914mm)	30”(762mm)	JDXL-3630-JFFS	<div></div> <div></div>	\$1517.13	\$1527.31	\$1645.83	\$1656.01
		36”(914mm)	JDXL-3636-JFFS	<div></div> <div></div>	1573.95	1589.23	1702.65	1717.93
		42”(1067mm)	JDXL-3642-JFFS	<div></div> <div></div>	1630.77	1651.15	1759.47	1779.85
		48”(1219mm)	JDXL-3648-JFFS	<div></div> <div></div>	1687.59	1713.07	1816.29	1841.77
		54”(1372mm)	JDXL-3654-JFFS	<div></div> <div></div>	1744.41	1774.99	1873.11	1903.69
		60”(1524mm)	JDXL-3660-JFFS	<div></div> <div></div>	1801.23	1836.91	1929.93	1965.61
		66”(1676mm)	JDXL-3666-JFFS	<div></div> <div></div>	1858.05	1898.83	1986.75	2027.53
		72”(1829mm)	JDXL-3672-JFFS	<div></div> <div></div>	1914.87	1960.75	2043.57	2089.45



JDXL-JFFSDS

- Features**
- Includes laminate top, steel end panels, steel modesty panel, and assembly hardware.
  - High-pressure laminate top has 3mm edgeband on user and guest edge, and 1mm edgeband on sides.
  - Edge on guest side extends 6"(152mm) beyond end panels along the entire width of the desk.
  - Modesty panel is available with or without scallop wireway for cable management; scallop is centered at top of modesty panel.
  - Glides provide 1.5"(38mm) adjustment range.
  - Field assembled.

**Specification Tip**

- When placing a mobile, attached, or suspended pedestal inside the desk shell, pedestal depth must be at least 12"(305mm) less than nominal depth of top. See table.

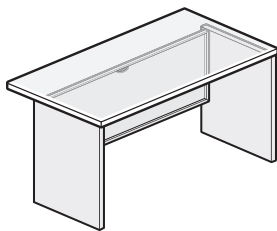
Desk/Pedestal Nominal Depths	
Desk Depth	Pedestal Depth
30"(762mm)	18"(457mm)
36"(914mm)	24"(610mm)

- To Order, Specify:**
- 1) Product number, including:
    - ① **Modesty Panel Height:**
      - B** 1/3 Height
      - D** 3/4 Height, add \$66.97 list
      - F** Full Height, add \$133.92 list
    - ② **Modesty Panel Cable Management:**
      - N** No Scallop
      - S** Scallop
  - 2) Laminate color for top.
  - 3) Edge trim color for top.
  - 4) Trim color for end panels.
  - 5) Trim color for modesty panel.

# X Series Desk Shells

Executive Rectangular Desk Shell — Laminate Top with Laminate End Panels

Height	Depth	Width	Number	① ②	End Panel - Laminate A		End Panel - Laminate B	
					Modesty - Steel Trim A	Trim B	Modesty - Steel Trim A	Trim B
Top — Laminate A								
29”(737mm)	30”(762mm)	30”(762mm)	JDXL-3030-JFFL		\$1241.75	\$1251.93	\$1241.75	\$1251.93
		36”(914mm)	JDXL-3036-JFFL		1298.57	1313.85	1298.57	1313.85
		42”(1067mm)	JDXL-3042-JFFL		1355.39	1375.77	1355.39	1375.77
		48”(1219mm)	JDXL-3048-JFFL		1412.21	1437.69	1412.21	1437.69
		54”(1372mm)	JDXL-3054-JFFL		1469.03	1499.61	1469.03	1499.61
		60”(1524mm)	JDXL-3060-JFFL		1525.85	1561.53	1525.85	1561.53
		66”(1676mm)	JDXL-3066-JFFL		1582.67	1623.45	1582.67	1623.45
		72”(1829mm)	JDXL-3072-JFFL		1639.49	1685.37	1639.49	1685.37
29”(737mm)	36”(914mm)	30”(762mm)	JDXL-3630-JFFL		\$1297.31	\$1307.49	\$1297.31	\$1307.49
		36”(914mm)	JDXL-3636-JFFL		1354.13	1369.41	1354.13	1369.41
		42”(1067mm)	JDXL-3642-JFFL		1410.95	1431.33	1410.95	1431.33
		48”(1219mm)	JDXL-3648-JFFL		1467.77	1493.25	1467.77	1493.25
		54”(1372mm)	JDXL-3654-JFFL		1524.59	1555.17	1524.59	1555.17
		60”(1524mm)	JDXL-3660-JFFL		1581.41	1617.09	1581.41	1617.09
		66”(1676mm)	JDXL-3666-JFFL		1638.23	1679.01	1638.23	1679.01
		72”(1829mm)	JDXL-3672-JFFL		1695.05	1740.93	1695.05	1740.93
Top — Laminate B								
29”(737mm)	30”(762mm)	30”(762mm)	JDXL-3030-JFFL		\$1241.75	\$1251.93	\$1241.75	\$1251.93
		36”(914mm)	JDXL-3036-JFFL		1298.57	1313.85	1298.57	1313.85
		42”(1067mm)	JDXL-3042-JFFL		1355.39	1375.77	1355.39	1375.77
		48”(1219mm)	JDXL-3048-JFFL		1412.21	1437.69	1412.21	1437.69
		54”(1372mm)	JDXL-3054-JFFL		1469.03	1499.61	1469.03	1499.61
		60”(1524mm)	JDXL-3060-JFFL		1525.85	1561.53	1525.85	1561.53
		66”(1676mm)	JDXL-3066-JFFL		1582.67	1623.45	1582.67	1623.45
		72”(1829mm)	JDXL-3072-JFFL		1639.49	1685.37	1639.49	1685.37
29”(737mm)	36”(914mm)	30”(762mm)	JDXL-3630-JFFL		\$1297.31	\$1307.49	\$1297.31	\$1307.49
		36”(914mm)	JDXL-3636-JFFL		1354.13	1369.41	1354.13	1369.41
		42”(1067mm)	JDXL-3642-JFFL		1410.95	1431.33	1410.95	1431.33
		48”(1219mm)	JDXL-3648-JFFL		1467.77	1493.25	1467.77	1493.25
		54”(1372mm)	JDXL-3654-JFFL		1524.59	1555.17	1524.59	1555.17
		60”(1524mm)	JDXL-3660-JFFL		1581.41	1617.09	1581.41	1617.09
		66”(1676mm)	JDXL-3666-JFFL		1638.23	1679.01	1638.23	1679.01
		72”(1829mm)	JDXL-3672-JFFL		1695.05	1740.93	1695.05	1740.93



JDXL-JFFLDS

## Features

- Includes laminate top, laminate end panels, steel modesty panel, and assembly hardware.
- High-pressure laminate top has 3mm edgeband on user and guest edge, and 1mm edgeband on sides.
- Edge on guest side extends 6"(152mm) beyond end panels along the entire width of the desk.
- Modesty panel is available with or without scallop wireway for cable management; scallop is centered at top of modesty panel.
- Glides provide 1.5"(38mm) adjustment range.
- Field assembled.

## Specification Tip

- When placing a mobile, attached, or suspended pedestal inside the desk shell, pedestal depth must be at least 12"(305mm) less than nominal depth of top. See table.

## Desk/Pedestal Nominal Depths

Desk Depth	Pedestal Depth
30"(762mm)	18"(457mm)
36"(914mm)	24"(610mm)

## To Order, Specify:

- Product number, including:

### ① Modesty Panel Height:

- B** 1/3 Height
- D** 3/4 Height, add **\$66.97** list
- F** Full Height, add **\$133.92** list

### ② Modesty Panel Cable Management:

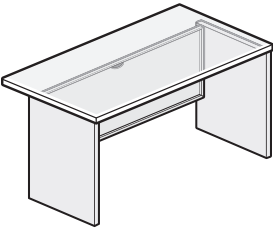
- N** No Scallop
- S** Scallop

- Laminate color for top.
- Edge trim color for top.
- Laminate color for end panels.
- Edge trim color for end panels.
- Trim color for modesty panel.

X Series Desk Shells

Executive Rectangular Desk Shell — Laminate Top with Wood End Panels

					End Panel - Wood Group A		End Panel - Wood Group B	
Height	Depth	Width	Number	① ②	Modesty - Steel Trim A	Trim B	Modesty - Steel Trim A	Trim B
Top — Laminate A								
29”(737mm)	30”(762mm)	30”(762mm)	JDXL-3030-JFFW	<div></div> <div></div>	\$1585.37	\$1595.55	\$1766.27	\$1776.45
		36”(914mm)	JDXL-3036-JFFW	<div></div> <div></div>	1642.19	1657.47	1823.09	1838.37
		42”(1067mm)	JDXL-3042-JFFW	<div></div> <div></div>	1699.01	1719.39	1879.91	1900.29
		48”(1219mm)	JDXL-3048-JFFW	<div></div> <div></div>	1755.83	1781.31	1936.73	1962.21
		54”(1372mm)	JDXL-3054-JFFW	<div></div> <div></div>	1812.65	1843.23	1993.55	2024.13
		60”(1524mm)	JDXL-3060-JFFW	<div></div> <div></div>	1869.47	1905.15	2050.37	2086.05
		66”(1676mm)	JDXL-3066-JFFW	<div></div> <div></div>	1926.29	1967.07	2107.19	2147.97
		72”(1829mm)	JDXL-3072-JFFW	<div></div> <div></div>	1983.11	2028.99	2164.01	2209.89
29”(737mm)	36”(914mm)	30”(762mm)	JDXL-3630-JFFW	<div></div> <div></div>	\$1640.93	\$1651.11	\$1826.15	\$1836.33
		36”(914mm)	JDXL-3636-JFFW	<div></div> <div></div>	1697.75	1713.03	1882.97	1898.25
		42”(1067mm)	JDXL-3642-JFFW	<div></div> <div></div>	1754.57	1774.95	1939.79	1960.17
		48”(1219mm)	JDXL-3648-JFFW	<div></div> <div></div>	1811.39	1836.87	1996.61	2022.09
		54”(1372mm)	JDXL-3654-JFFW	<div></div> <div></div>	1868.21	1898.79	2053.43	2084.01
		60”(1524mm)	JDXL-3660-JFFW	<div></div> <div></div>	1925.03	1960.71	2110.25	2145.93
		66”(1676mm)	JDXL-3666-JFFW	<div></div> <div></div>	1981.85	2022.63	2167.07	2207.85
		72”(1829mm)	JDXL-3672-JFFW	<div></div> <div></div>	2038.67	2084.55	2223.89	2269.77
Top — Laminate B								
29”(737mm)	30”(762mm)	30”(762mm)	JDXL-3030-JFFW	<div></div> <div></div>	\$1585.37	\$1595.55	\$1766.27	\$1776.45
		36”(914mm)	JDXL-3036-JFFW	<div></div> <div></div>	1642.19	1657.47	1823.09	1838.37
		42”(1067mm)	JDXL-3042-JFFW	<div></div> <div></div>	1699.01	1719.39	1879.91	1900.29
		48”(1219mm)	JDXL-3048-JFFW	<div></div> <div></div>	1755.83	1781.31	1936.73	1962.21
		54”(1372mm)	JDXL-3054-JFFW	<div></div> <div></div>	1812.65	1843.23	1993.55	2024.13
		60”(1524mm)	JDXL-3060-JFFW	<div></div> <div></div>	1869.47	1905.15	2050.37	2086.05
		66”(1676mm)	JDXL-3066-JFFW	<div></div> <div></div>	1926.29	1967.07	2107.19	2147.97
		72”(1829mm)	JDXL-3072-JFFW	<div></div> <div></div>	1983.11	2028.99	2164.01	2209.89
29”(737mm)	36”(914mm)	30”(762mm)	JDXL-3630-JFFW	<div></div> <div></div>	\$1640.93	\$1651.11	\$1826.15	\$1836.33
		36”(914mm)	JDXL-3636-JFFW	<div></div> <div></div>	1697.75	1713.03	1882.97	1898.25
		42”(1067mm)	JDXL-3642-JFFW	<div></div> <div></div>	1754.57	1774.95	1939.79	1960.17
		48”(1219mm)	JDXL-3648-JFFW	<div></div> <div></div>	1811.39	1836.87	1996.61	2022.09
		54”(1372mm)	JDXL-3654-JFFW	<div></div> <div></div>	1868.21	1898.79	2053.43	2084.01
		60”(1524mm)	JDXL-3660-JFFW	<div></div> <div></div>	1925.03	1960.71	2110.25	2145.93
		66”(1676mm)	JDXL-3666-JFFW	<div></div> <div></div>	1981.85	2022.63	2167.07	2207.85
		72”(1829mm)	JDXL-3672-JFFW	<div></div> <div></div>	2038.67	2084.55	2223.89	2269.77



JDXL-JFFWDS

- Features**
- Includes laminate top, wood end panels, steel modesty panel, and assembly hardware.
  - High-pressure laminate top has 3mm edgeband on user and guest edge, and 1mm edgeband on sides.
  - Edge on guest side extends 6"(152mm) beyond end panels along the entire width of the desk.
  - Modesty panel is available with or without scallop wireway for cable management; scallop is centered at top of modesty panel.
  - Glides provide 1.5"(38mm) adjustment range.
  - Field assembled.

- Specification Tip**
- When placing a mobile, attached, or suspended pedestal inside the desk shell, pedestal depth must be at least 12"(305mm) less than nominal depth of top. See table.

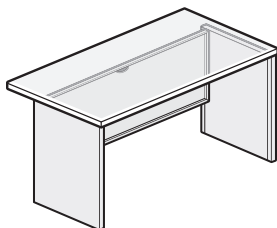
Desk/Pedestal Nominal Depths	
Desk Depth	Pedestal Depth
30"(762mm)	18"(457mm)
36"(914mm)	24"(610mm)

- To Order, Specify:**
- 1) Product number, including:
    - ① **Modesty Panel Height:**
      - B** 1/3 Height
      - D** 3/4 Height, add \$66.97 list
      - F** Full Height, add \$133.92 list
    - ② **Modesty Panel Cable Management:**
      - N** No Scallop
      - S** Scallop
  - 2) Laminate color for top.
  - 3) Edge trim color for top.
  - 4) Wood finish color for end panels.
  - 5) Trim color for modesty panel.

# X Series Desk Shells

Executive Rectangular Desk Shell — Wood Top with Steel End Panels

Height	Depth	Width	Number	① ②	End Panel - Steel Trim A		End Panel - Steel Trim B	
					Modesty - Steel Trim A	Trim B	Modesty - Steel Trim A	Trim B
Top — Wood Group A								
29"(737mm)	30"(762mm)	30"(762mm)	JDXW-3030-KFFS	<div></div> <div></div>	\$1782.36	\$1792.54	\$1890.90	\$1901.08
		36"(914mm)	JDXW-3036-KFFS	<div></div> <div></div>	1839.18	1854.46	1947.72	1963.00
		42"(1067mm)	JDXW-3042-KFFS	<div></div> <div></div>	1896.00	1916.38	2004.54	2024.92
		48"(1219mm)	JDXW-3048-KFFS	<div></div> <div></div>	1952.82	1978.30	2061.36	2086.84
		54"(1372mm)	JDXW-3054-KFFS	<div></div> <div></div>	2009.64	2040.22	2118.18	2148.76
		60"(1524mm)	JDXW-3060-KFFS	<div></div> <div></div>	2066.46	2102.14	2175.00	2210.68
		66"(1676mm)	JDXW-3066-KFFS	<div></div> <div></div>	2123.28	2164.06	2231.82	2272.60
		72"(1829mm)	JDXW-3072-KFFS	<div></div> <div></div>	2180.10	2225.98	2288.64	2334.52
29"(737mm)	36"(914mm)	30"(762mm)	JDXW-3630-KFFS	<div></div> <div></div>	\$1855.56	\$1865.74	\$1984.26	\$1994.44
		36"(914mm)	JDXW-3636-KFFS	<div></div> <div></div>	1912.38	1927.66	2041.08	2056.36
		42"(1067mm)	JDXW-3642-KFFS	<div></div> <div></div>	1969.20	1989.58	2097.90	2118.28
		48"(1219mm)	JDXW-3648-KFFS	<div></div> <div></div>	2026.02	2051.50	2154.72	2180.20
		54"(1372mm)	JDXW-3654-KFFS	<div></div> <div></div>	2082.84	2113.42	2211.54	2242.12
		60"(1524mm)	JDXW-3660-KFFS	<div></div> <div></div>	2139.66	2175.34	2268.36	2304.04
		66"(1676mm)	JDXW-3666-KFFS	<div></div> <div></div>	2196.48	2237.26	2325.18	2365.96
		72"(1829mm)	JDXW-3672-KFFS	<div></div> <div></div>	2253.30	2299.18	2382.00	2427.88
Top — Wood Group B								
29"(737mm)	30"(762mm)	30"(762mm)	JDXW-3030-KFFS	<div></div> <div></div>	\$1845.20	\$1855.38	\$1953.74	\$1963.92
		36"(914mm)	JDXW-3036-KFFS	<div></div> <div></div>	1907.42	1922.70	2015.96	2031.24
		42"(1067mm)	JDXW-3042-KFFS	<div></div> <div></div>	1969.64	1990.02	2078.18	2098.56
		48"(1219mm)	JDXW-3048-KFFS	<div></div> <div></div>	2031.86	2057.34	2140.40	2165.88
		54"(1372mm)	JDXW-3054-KFFS	<div></div> <div></div>	2094.08	2124.66	2202.62	2233.20
		60"(1524mm)	JDXW-3060-KFFS	<div></div> <div></div>	2156.30	2191.98	2264.84	2300.52
		66"(1676mm)	JDXW-3066-KFFS	<div></div> <div></div>	2218.52	2259.30	2327.06	2367.84
		72"(1829mm)	JDXW-3072-KFFS	<div></div> <div></div>	2280.74	2326.62	2389.28	2435.16
29"(737mm)	36"(914mm)	30"(762mm)	JDXW-3630-KFFS	<div></div> <div></div>	\$1921.70	\$1931.88	\$2050.40	\$2060.58
		36"(914mm)	JDXW-3636-KFFS	<div></div> <div></div>	1983.92	1999.20	2112.62	2127.90
		42"(1067mm)	JDXW-3642-KFFS	<div></div> <div></div>	2046.14	2066.52	2174.84	2195.22
		48"(1219mm)	JDXW-3648-KFFS	<div></div> <div></div>	2108.36	2133.84	2237.06	2262.54
		54"(1372mm)	JDXW-3654-KFFS	<div></div> <div></div>	2170.58	2201.16	2299.28	2329.86
		60"(1524mm)	JDXW-3660-KFFS	<div></div> <div></div>	2232.80	2268.48	2361.50	2397.18
		66"(1676mm)	JDXW-3666-KFFS	<div></div> <div></div>	2295.02	2335.80	2423.72	2464.50
		72"(1829mm)	JDXW-3672-KFFS	<div></div> <div></div>	2357.24	2403.12	2485.94	2531.82



JDXW-KFFSDS

## Features

- Includes wood top, steel end panels, steel modesty panel, and assembly hardware.
- Wood veneer top has 3mm edgeband on user and guest edge, and 1mm edgeband on sides.
- Edge on guest side extends 6"(152mm) beyond end panels along the entire width of the desk.
- Modesty panel is available with or without scallop wireway for cable management; scallop is centered at top of modesty panel.
- Glides provide 1.5"(38mm) adjustment range.
- Field assembled.

## Specification Tip

- When placing a mobile, attached, or suspended pedestal inside the desk shell, pedestal depth must be at least 12"(305mm) less than nominal depth of top. See table.

## Desk/Pedestal Nominal Depths

Desk Depth	Pedestal Depth
30"(762mm)	18"(457mm)
36"(914mm)	24"(610mm)

## To Order, Specify:

- Product number, including:

### ① Modesty Panel Height:

- B** 1/3 Height
- D** 3/4 Height, add \$66.97 list
- F** Full Height, add \$133.92 list

### ② Modesty Panel Cable Management:

- N** No Scallop
- S** Scallop

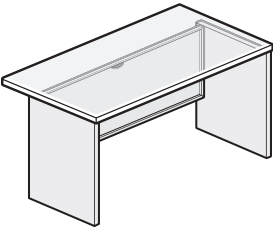
- Wood finish color for top.
- Trim color for end panels.
- Trim color for modesty panel.



X Series Desk Shells

Executive Rectangular Desk Shell — Wood Top with Laminate End Panels

Height	Depth	Width	Number	① ②	End Panel - Laminate A		End Panel - Laminate B	
					Modesty - Steel Trim A	Trim B	Modesty - Steel Trim A	Trim B
Top — Wood Group A								
29"(737mm)	30"(762mm)	30"(762mm)	JDXW-3030-KFFL	<div></div> <div></div>	\$1562.54	\$1572.72	\$1562.54	\$1572.72
		36"(914mm)	JDXW-3036-KFFL	<div></div> <div></div>	1619.36	1634.64	1619.36	1634.64
		42"(1067mm)	JDXW-3042-KFFL	<div></div> <div></div>	1676.18	1696.56	1676.18	1696.56
		48"(1219mm)	JDXW-3048-KFFL	<div></div> <div></div>	1733.00	1758.48	1733.00	1758.48
		54"(1372mm)	JDXW-3054-KFFL	<div></div> <div></div>	1789.82	1820.40	1789.82	1820.40
		60"(1524mm)	JDXW-3060-KFFL	<div></div> <div></div>	1846.64	1882.32	1846.64	1882.32
		66"(1676mm)	JDXW-3066-KFFL	<div></div> <div></div>	1903.46	1944.24	1903.46	1944.24
		72"(1829mm)	JDXW-3072-KFFL	<div></div> <div></div>	1960.28	2006.16	1960.28	2006.16
29"(737mm)	36"(914mm)	30"(762mm)	JDXW-3630-KFFL	<div></div> <div></div>	\$1635.74	\$1645.92	\$1635.74	\$1645.92
		36"(914mm)	JDXW-3636-KFFL	<div></div> <div></div>	1692.56	1707.84	1692.56	1707.84
		42"(1067mm)	JDXW-3642-KFFL	<div></div> <div></div>	1749.38	1769.76	1749.38	1769.76
		48"(1219mm)	JDXW-3648-KFFL	<div></div> <div></div>	1806.20	1831.68	1806.20	1831.68
		54"(1372mm)	JDXW-3654-KFFL	<div></div> <div></div>	1863.02	1893.60	1863.02	1893.60
		60"(1524mm)	JDXW-3660-KFFL	<div></div> <div></div>	1919.84	1955.52	1919.84	1955.52
		66"(1676mm)	JDXW-3666-KFFL	<div></div> <div></div>	1976.66	2017.44	1976.66	2017.44
		72"(1829mm)	JDXW-3672-KFFL	<div></div> <div></div>	2033.48	2079.36	2033.48	2079.36
Top — Wood Group B								
29"(737mm)	30"(762mm)	30"(762mm)	JDXW-3030-KFFL	<div></div> <div></div>	\$1625.38	\$1635.56	\$1625.38	\$1635.56
		36"(914mm)	JDXW-3036-KFFL	<div></div> <div></div>	1687.60	1702.88	1687.60	1702.88
		42"(1067mm)	JDXW-3042-KFFL	<div></div> <div></div>	1749.82	1770.20	1749.82	1770.20
		48"(1219mm)	JDXW-3048-KFFL	<div></div> <div></div>	1812.04	1837.52	1812.04	1837.52
		54"(1372mm)	JDXW-3054-KFFL	<div></div> <div></div>	1874.26	1904.84	1874.26	1904.84
		60"(1524mm)	JDXW-3060-KFFL	<div></div> <div></div>	1936.48	1972.16	1936.48	1972.16
		66"(1676mm)	JDXW-3066-KFFL	<div></div> <div></div>	1998.70	2039.48	1998.70	2039.48
		72"(1829mm)	JDXW-3072-KFFL	<div></div> <div></div>	2060.92	2106.80	2060.92	2106.80
29"(737mm)	36"(914mm)	30"(762mm)	JDXW-3630-KFFL	<div></div> <div></div>	\$1701.88	\$1712.06	\$1701.88	\$1712.06
		36"(914mm)	JDXW-3636-KFFL	<div></div> <div></div>	1764.10	1779.38	1764.10	1779.38
		42"(1067mm)	JDXW-3642-KFFL	<div></div> <div></div>	1826.32	1846.70	1826.32	1846.70
		48"(1219mm)	JDXW-3648-KFFL	<div></div> <div></div>	1888.54	1914.02	1888.54	1914.02
		54"(1372mm)	JDXW-3654-KFFL	<div></div> <div></div>	1950.76	1981.34	1950.76	1981.34
		60"(1524mm)	JDXW-3660-KFFL	<div></div> <div></div>	2012.98	2048.66	2012.98	2048.66
		66"(1676mm)	JDXW-3666-KFFL	<div></div> <div></div>	2075.20	2115.98	2075.20	2115.98
		72"(1829mm)	JDXW-3672-KFFL	<div></div> <div></div>	2137.42	2183.30	2137.42	2183.30



JDXW-KFFLDS

- Features**
- Includes wood top, laminate end panels, steel modesty panel, and assembly hardware.
  - Wood veneer top has 3mm edgeband on user and guest edge, and 1mm edgeband on sides.
  - Edge on guest side extends 6"(152mm) beyond end panels along the entire width of the desk.
  - Modesty panel is available with or without scallop wireway for cable management; scallop is centered at top of modesty panel.
  - Glides provide 1.5"(38mm) adjustment range.
  - Field assembled.

- Specification Tip**
- When placing a mobile, attached, or suspended pedestal inside the desk shell, pedestal depth must be at least 12"(305mm) less than nominal depth of top. See table.

Desk/Pedestal Nominal Depths	
Desk Depth	Pedestal Depth
30"(762mm)	18"(457mm)
36"(914mm)	24"(610mm)

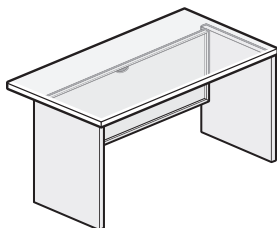
- To Order, Specify:**
- 1) Product number, including:
    - ① Modesty Panel Height:**
      - B** 1/3 Height
      - D** 3/4 Height, add \$66.97 list
      - F** Full Height, add \$133.92 list
    - ② Modesty Panel Cable Management:**
      - N** No Scallop
      - S** Scallop
  - 2) Wood finish color for top.
  - 3) Laminate color for end panels.
  - 4) Trim color for end panels.
  - 5) Trim color for modesty panel.



## X Series Desk Shells

Executive Rectangular Desk Shell — Wood Top with Wood End Panels

					End Panel - Wood Group A		End Panel - Wood Group B	
Height	Depth	Width	Number	①②	Modesty - Steel		Modesty - Steel	
					Trim A	Trim B	Trim A	Trim B
Top — Wood Group A								
29"(737mm)	30"(762mm)	30"(762mm)	JDXW-3030-KFFW	<div></div> <div></div>	\$1906.16	\$1916.34	\$2087.06	\$2097.24
		36"(914mm)	JDXW-3036-KFFW	<div></div> <div></div>	1962.98	1978.26	2143.88	2159.16
		42"(1067mm)	JDXW-3042-KFFW	<div></div> <div></div>	2019.80	2040.18	2200.70	2221.08
		48"(1219mm)	JDXW-3048-KFFW	<div></div> <div></div>	2076.62	2102.10	2257.52	2283.00
		54"(1372mm)	JDXW-3054-KFFW	<div></div> <div></div>	2133.44	2164.02	2314.34	2344.92
		60"(1524mm)	JDXW-3060-KFFW	<div></div> <div></div>	2190.26	2225.94	2371.16	2406.84
		66"(1676mm)	JDXW-3066-KFFW	<div></div> <div></div>	2247.08	2287.86	2427.98	2468.76
		72"(1829mm)	JDXW-3072-KFFW	<div></div> <div></div>	2303.90	2349.78	2484.80	2530.68
29"(737mm)	36"(914mm)	30"(762mm)	JDXW-3630-KFFW	<div></div> <div></div>	\$1979.36	\$1989.54	\$2164.58	\$2174.76
		36"(914mm)	JDXW-3636-KFFW	<div></div> <div></div>	2036.18	2051.46	2221.40	2236.68
		42"(1067mm)	JDXW-3642-KFFW	<div></div> <div></div>	2093.00	2113.38	2278.22	2298.60
		48"(1219mm)	JDXW-3648-KFFW	<div></div> <div></div>	2149.82	2175.30	2335.04	2360.52
		54"(1372mm)	JDXW-3654-KFFW	<div></div> <div></div>	2206.64	2237.22	2391.86	2422.44
		60"(1524mm)	JDXW-3660-KFFW	<div></div> <div></div>	2263.46	2299.14	2448.68	2484.36
		66"(1676mm)	JDXW-3666-KFFW	<div></div> <div></div>	2320.28	2361.06	2505.50	2546.28
		72"(1829mm)	JDXW-3672-KFFW	<div></div> <div></div>	2377.10	2422.98	2562.32	2608.20
Top — Wood Group B								
29"(737mm)	30"(762mm)	30"(762mm)	JDXW-3030-KFFW	<div></div> <div></div>	\$1969.00	\$1979.18	\$2149.90	\$2160.08
		36"(914mm)	JDXW-3036-KFFW	<div></div> <div></div>	2031.22	2046.50	2212.12	2227.40
		42"(1067mm)	JDXW-3042-KFFW	<div></div> <div></div>	2093.44	2113.82	2274.34	2294.72
		48"(1219mm)	JDXW-3048-KFFW	<div></div> <div></div>	2155.66	2181.14	2336.56	2362.04
		54"(1372mm)	JDXW-3054-KFFW	<div></div> <div></div>	2217.88	2248.46	2398.78	2429.36
		60"(1524mm)	JDXW-3060-KFFW	<div></div> <div></div>	2280.10	2315.78	2461.00	2496.68
		66"(1676mm)	JDXW-3066-KFFW	<div></div> <div></div>	2342.32	2383.10	2523.22	2564.00
		72"(1829mm)	JDXW-3072-KFFW	<div></div> <div></div>	2404.54	2450.42	2585.44	2631.32
29"(737mm)	36"(914mm)	30"(762mm)	JDXW-3630-KFFW	<div></div> <div></div>	\$2045.50	\$2055.68	\$2230.72	\$2240.90
		36"(914mm)	JDXW-3636-KFFW	<div></div> <div></div>	2107.72	2123.00	2292.94	2308.22
		42"(1067mm)	JDXW-3642-KFFW	<div></div> <div></div>	2169.94	2190.32	2355.16	2375.54
		48"(1219mm)	JDXW-3648-KFFW	<div></div> <div></div>	2232.16	2257.64	2417.38	2442.86
		54"(1372mm)	JDXW-3654-KFFW	<div></div> <div></div>	2294.38	2324.96	2479.60	2510.18
		60"(1524mm)	JDXW-3660-KFFW	<div></div> <div></div>	2356.60	2392.28	2541.82	2577.50
		66"(1676mm)	JDXW-3666-KFFW	<div></div> <div></div>	2418.82	2459.60	2604.04	2644.82
		72"(1829mm)	JDXW-3672-KFFW	<div></div> <div></div>	2481.04	2526.92	2666.26	2712.14



JDXW-KFFWDS

**Features**

- Includes wood top, wood end panels, steel modesty panel, and assembly hardware.
- Wood veneer top has 3mm edgeband on user and guest edge, and 1mm edgeband on sides.
- Edge on guest side extends 6"(152mm) beyond end panels along the entire width of the desk.
- Modesty panel is available with or without scallop wireway for cable management; scallop is centered at top of modesty panel.
- Glides provide 1.5"(38mm) adjustment range.
- Field assembled.

**Specification Tip**

- When placing a mobile, attached, or suspended pedestal inside the desk shell, pedestal depth must be at least 12"(305mm) less than nominal depth of top. See table.

**Desk/Pedestal Nominal Depths**

Desk Depth	Pedestal Depth
30"(762mm)	18"(457mm)
36"(914mm)	24"(610mm)

**To Order, Specify:**

- Product number, including:

**① Modesty Panel Height:**

- B** 1/3 Height
- D** 3/4 Height, add \$66.97 list
- F** Full Height, add \$133.92 list

**② Modesty Panel Cable Management:**

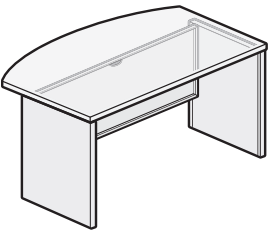
- N** No Scallop
- S** Scallop

- Wood finish color for top.
- Wood finish color for end panels.
- Trim color for modesty panel.

X Series Desk Shells

Executive Bow Front Desk Shell — Laminate Top with Steel End Panels

Height	Depth	Width	Number	①②	End Panel - Steel Trim A		End Panel - Steel Trim B	
					Modesty - Steel Trim A	Trim B	Modesty - Steel Trim A	Trim B
Top — Laminate A								
29”(737mm)	30”(762mm)	30”(762mm)	JDHL-3030-JFFS	<div></div> <div></div>	\$1551.27	\$1561.45	\$1659.81	\$1669.99
		36”(914mm)	JDHL-3036-JFFS	<div></div> <div></div>	1608.09	1623.37	1716.63	1731.91
		42”(1067mm)	JDHL-3042-JFFS	<div></div> <div></div>	1664.91	1685.29	1773.45	1793.83
		48”(1219mm)	JDHL-3048-JFFS	<div></div> <div></div>	1721.73	1747.21	1830.27	1855.75
		54”(1372mm)	JDHL-3054-JFFS	<div></div> <div></div>	1778.55	1809.13	1887.09	1917.67
		60”(1524mm)	JDHL-3060-JFFS	<div></div> <div></div>	1835.37	1871.05	1943.91	1979.59
		66”(1676mm)	JDHL-3066-JFFS	<div></div> <div></div>	1892.19	1932.97	2000.73	2041.51
		72”(1829mm)	JDHL-3072-JFFS	<div></div> <div></div>	1949.01	1994.89	2057.55	2103.43
29”(737mm)	36”(914mm)	30”(762mm)	JDHL-3630-JFFS	<div></div> <div></div>	\$1606.83	\$1617.01	\$1735.53	\$1745.71
		36”(914mm)	JDHL-3636-JFFS	<div></div> <div></div>	1663.65	1678.93	1792.35	1807.63
		42”(1067mm)	JDHL-3642-JFFS	<div></div> <div></div>	1720.47	1740.85	1849.17	1869.55
		48”(1219mm)	JDHL-3648-JFFS	<div></div> <div></div>	1777.29	1802.77	1905.99	1931.47
		54”(1372mm)	JDHL-3654-JFFS	<div></div> <div></div>	1834.11	1864.69	1962.81	1993.39
		60”(1524mm)	JDHL-3660-JFFS	<div></div> <div></div>	1890.93	1926.61	2019.63	2055.31
		66”(1676mm)	JDHL-3666-JFFS	<div></div> <div></div>	1947.75	1988.53	2076.45	2117.23
		72”(1829mm)	JDHL-3672-JFFS	<div></div> <div></div>	2004.57	2050.45	2133.27	2179.15
Top — Laminate B								
29”(737mm)	30”(762mm)	30”(762mm)	JDHL-3030-JFFS	<div></div> <div></div>	\$1551.27	\$1561.45	\$1659.81	\$1669.99
		36”(914mm)	JDHL-3036-JFFS	<div></div> <div></div>	1608.09	1623.37	1716.63	1731.91
		42”(1067mm)	JDHL-3042-JFFS	<div></div> <div></div>	1664.91	1685.29	1773.45	1793.83
		48”(1219mm)	JDHL-3048-JFFS	<div></div> <div></div>	1721.73	1747.21	1830.27	1855.75
		54”(1372mm)	JDHL-3054-JFFS	<div></div> <div></div>	1778.55	1809.13	1887.09	1917.67
		60”(1524mm)	JDHL-3060-JFFS	<div></div> <div></div>	1835.37	1871.05	1943.91	1979.59
		66”(1676mm)	JDHL-3066-JFFS	<div></div> <div></div>	1892.19	1932.97	2000.73	2041.51
		72”(1829mm)	JDHL-3072-JFFS	<div></div> <div></div>	1949.01	1994.89	2057.55	2103.43
29”(737mm)	36”(914mm)	30”(762mm)	JDHL-3630-JFFS	<div></div> <div></div>	\$1606.83	\$1617.01	\$1735.53	\$1745.71
		36”(914mm)	JDHL-3636-JFFS	<div></div> <div></div>	1663.65	1678.93	1792.35	1807.63
		42”(1067mm)	JDHL-3642-JFFS	<div></div> <div></div>	1720.47	1740.85	1849.17	1869.55
		48”(1219mm)	JDHL-3648-JFFS	<div></div> <div></div>	1777.29	1802.77	1905.99	1931.47
		54”(1372mm)	JDHL-3654-JFFS	<div></div> <div></div>	1834.11	1864.69	1962.81	1993.39
		60”(1524mm)	JDHL-3660-JFFS	<div></div> <div></div>	1890.93	1926.61	2019.63	2055.31
		66”(1676mm)	JDHL-3666-JFFS	<div></div> <div></div>	1947.75	1988.53	2076.45	2117.23
		72”(1829mm)	JDHL-3672-JFFS	<div></div> <div></div>	2004.57	2050.45	2133.27	2179.15



JDHL-JFFSDS

- Features**
- Includes laminate top, steel end panels, steel modesty panel, and assembly hardware.
  - High-pressure laminate top has 3mm edgeband on user and guest edge, and 1mm edgeband on sides.
  - Bow edge on guest side extends 10"(254mm) beyond end panels at the center of the desk (4"(102mm) of extension + 6"(152mm) of bow).
  - Modesty panel is available with or without scallop wireway for cable management; scallop is centered at top of modesty panel.
  - Glides provide 1.5"(38mm) adjustment range.
  - Field assembled.

































































- Specification Tip**
- When placing a mobile, attached, or suspended pedestal inside the desk shell, pedestal depth must be at least 12"(305mm) less than nominal depth of top. See table.

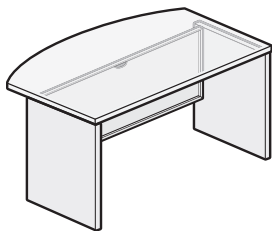
Desk/Pedestal Nominal Depths	
Desk Depth	Pedestal Depth
30"(762mm)	18"(457mm)
36"(914mm)	24"(610mm)

- To Order, Specify:**
- 1) Product number, including:
- ① **Modesty Panel Height:**
- B** 1/3 Height
  - D** 3/4 Height, add \$66.97 list
  - F** Full Height, add \$133.92 list
- ② **Modesty Panel Cable Management:**
- N** No Scallop
  - S** Scallop
- 2) Laminate color for top.
- 3) Edge trim color for top.
- 4) Trim color for end panels.
- 5) Trim color for modesty panel.
- \*Note:** Desk pedestals must be specified separately.

# X Series Desk Shells

Executive Bow Front Desk Shell — Laminate Top with Laminate End Panels

Height	Depth	Width	Number	① ②	End Panel - Laminate A		End Panel - Laminate B	
					Modesty - Steel Trim A	Trim B	Modesty - Steel Trim A	Trim B
Top — Laminate A								
29"(737mm)	30"(762mm)	30"(762mm)	JDHL-3030-JFFL	 	\$1331.45	\$1341.63	\$1331.45	\$1341.63
		36"(914mm)	JDHL-3036-JFFL	 	1388.27	1403.55	1388.27	1403.55
		42"(1067mm)	JDHL-3042-JFFL	 	1445.09	1465.47	1445.09	1465.47
		48"(1219mm)	JDHL-3048-JFFL	 	1501.91	1527.39	1501.91	1527.39
		54"(1372mm)	JDHL-3054-JFFL	 	1558.73	1589.31	1558.73	1589.31
		60"(1524mm)	JDHL-3060-JFFL	 	1615.55	1651.23	1615.55	1651.23
		66"(1676mm)	JDHL-3066-JFFL	 	1672.37	1713.15	1672.37	1713.15
		72"(1829mm)	JDHL-3072-JFFL	 	1729.19	1775.07	1729.19	1775.07
29"(737mm)	36"(914mm)	30"(762mm)	JDHL-3630-JFFL	 	\$1387.01	\$1397.19	\$1387.01	\$1397.19
		36"(914mm)	JDHL-3636-JFFL	 	1443.83	1459.11	1443.83	1459.11
		42"(1067mm)	JDHL-3642-JFFL	 	1500.65	1521.03	1500.65	1521.03
		48"(1219mm)	JDHL-3648-JFFL	 	1557.47	1582.95	1557.47	1582.95
		54"(1372mm)	JDHL-3654-JFFL	 	1614.29	1644.87	1614.29	1644.87
		60"(1524mm)	JDHL-3660-JFFL	 	1671.11	1706.79	1671.11	1706.79
		66"(1676mm)	JDHL-3666-JFFL	 	1727.93	1768.71	1727.93	1768.71
		72"(1829mm)	JDHL-3672-JFFL	 	1784.75	1830.63	1784.75	1830.63
Top — Laminate B								
29"(737mm)	30"(762mm)	30"(762mm)	JDHL-3030-JFFL	 	\$1331.45	\$1341.63	\$1331.45	\$1341.63
		36"(914mm)	JDHL-3036-JFFL	 	1388.27	1403.55	1388.27	1403.55
		42"(1067mm)	JDHL-3042-JFFL	 	1445.09	1465.47	1445.09	1465.47
		48"(1219mm)	JDHL-3048-JFFL	 	1501.91	1527.39	1501.91	1527.39
		54"(1372mm)	JDHL-3054-JFFL	 	1558.73	1589.31	1558.73	1589.31
		60"(1524mm)	JDHL-3060-JFFL	 	1615.55	1651.23	1615.55	1651.23
		66"(1676mm)	JDHL-3066-JFFL	 	1672.37	1713.15	1672.37	1713.15
		72"(1829mm)	JDHL-3072-JFFL	 	1729.19	1775.07	1729.19	1775.07
29"(737mm)	36"(914mm)	30"(762mm)	JDHL-3630-JFFL	 	\$1387.01	\$1397.19	\$1387.01	\$1397.19
		36"(914mm)	JDHL-3636-JFFL	 	1443.83	1459.11	1443.83	1459.11
		42"(1067mm)	JDHL-3642-JFFL	 	1500.65	1521.03	1500.65	1521.03
		48"(1219mm)	JDHL-3648-JFFL	 	1557.47	1582.95	1557.47	1582.95
		54"(1372mm)	JDHL-3654-JFFL	 	1614.29	1644.87	1614.29	1644.87
		60"(1524mm)	JDHL-3660-JFFL	 	1671.11	1706.79	1671.11	1706.79
		66"(1676mm)	JDHL-3666-JFFL	 	1727.93	1768.71	1727.93	1768.71
		72"(1829mm)	JDHL-3672-JFFL	 	1784.75	1830.63	1784.75	1830.63



JDHL-JFFLDS

## Features

- Includes laminate top, laminate end panels, steel modesty panel, and assembly hardware.
- High-pressure laminate top has 3mm edgeband on user and guest edge, and 1mm edgeband on sides.
- Bow edge on guest side extends 10"(254mm) beyond end panels at the center of the desk (4"(102mm) of extension + 6"(152mm) of bow).
- Modesty panel is available with or without scallop wireway for cable management; scallop is centered at top of modesty panel.
- Glides provide 1.5"(38mm) adjustment range.
- Field assembled.

## Specification Tip

- When placing a mobile, attached, or suspended pedestal inside the desk shell, pedestal depth must be at least 12"(305mm) less than nominal depth of top. See table.

## Desk/Pedestal Nominal Depths

Desk Depth	Pedestal Depth
30"(762mm)	18"(457mm)
36"(914mm)	24"(610mm)

## To Order, Specify:

- Product number, including:

### ① Modesty Panel Height:

- B** 1/3 Height
- D** 3/4 Height, add **\$66.97** list
- F** Full Height, add **\$133.92** list

### ② Modesty Panel Cable Management:

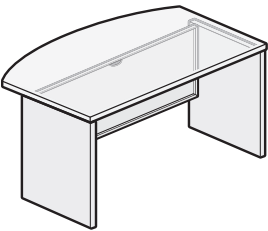
- N** No Scallop
- S** Scallop

- Laminate color for top.
- Edge trim color for top.
- Laminate color for end panels.
- Edge trim color for end panels.
- Trim color for modesty panel.

X Series Desk Shells

Executive Bow Front Desk Shell — Laminate Top with Wood End Panels

Height	Depth	Width	Number	① ②	End Panel - Wood Group A		End Panel - Wood Group B	
					Modesty - Steel Trim A	Trim B	Modesty - Steel Trim A	Trim B
Top — Laminate A								
29”(737mm)	30”(762mm)	30”(762mm)	JDHL-3030-JFFW	<div></div> <div></div>	\$1675.07	\$1685.25	\$1855.97	\$1866.15
		36”(914mm)	JDHL-3036-JFFW	<div></div> <div></div>	1731.89	1747.17	1912.79	1928.07
		42”(1067mm)	JDHL-3042-JFFW	<div></div> <div></div>	1788.71	1809.09	1969.61	1989.99
		48”(1219mm)	JDHL-3048-JFFW	<div></div> <div></div>	1845.53	1871.01	2026.43	2051.91
		54”(1372mm)	JDHL-3054-JFFW	<div></div> <div></div>	1902.35	1932.93	2083.25	2113.83
		60”(1524mm)	JDHL-3060-JFFW	<div></div> <div></div>	1959.17	1994.85	2140.07	2175.75
		66”(1676mm)	JDHL-3066-JFFW	<div></div> <div></div>	2015.99	2056.77	2196.89	2237.67
		72”(1829mm)	JDHL-3072-JFFW	<div></div> <div></div>	2072.81	2118.69	2253.71	2299.59
29”(737mm)	36”(914mm)	30”(762mm)	JDHL-3630-JFFW	<div></div> <div></div>	\$1730.63	\$1740.81	\$1915.85	\$1926.03
		36”(914mm)	JDHL-3636-JFFW	<div></div> <div></div>	1787.45	1802.73	1972.67	1987.95
		42”(1067mm)	JDHL-3642-JFFW	<div></div> <div></div>	1844.27	1864.65	2029.49	2049.87
		48”(1219mm)	JDHL-3648-JFFW	<div></div> <div></div>	1901.09	1926.57	2086.31	2111.79
		54”(1372mm)	JDHL-3654-JFFW	<div></div> <div></div>	1957.91	1988.49	2143.13	2173.71
		60”(1524mm)	JDHL-3660-JFFW	<div></div> <div></div>	2014.73	2050.41	2199.95	2235.63
		66”(1676mm)	JDHL-3666-JFFW	<div></div> <div></div>	2071.55	2112.33	2256.77	2297.55
		72”(1829mm)	JDHL-3672-JFFW	<div></div> <div></div>	2128.37	2174.25	2313.59	2359.47
Top — Laminate B								
29”(737mm)	30”(762mm)	30”(762mm)	JDHL-3030-JFFW	<div></div> <div></div>	\$1675.07	\$1685.25	\$1855.97	\$1866.15
		36”(914mm)	JDHL-3036-JFFW	<div></div> <div></div>	1731.89	1747.17	1912.79	1928.07
		42”(1067mm)	JDHL-3042-JFFW	<div></div> <div></div>	1788.71	1809.09	1969.61	1989.99
		48”(1219mm)	JDHL-3048-JFFW	<div></div> <div></div>	1845.53	1871.01	2026.43	2051.91
		54”(1372mm)	JDHL-3054-JFFW	<div></div> <div></div>	1902.35	1932.93	2083.25	2113.83
		60”(1524mm)	JDHL-3060-JFFW	<div></div> <div></div>	1959.17	1994.85	2140.07	2175.75
		66”(1676mm)	JDHL-3066-JFFW	<div></div> <div></div>	2015.99	2056.77	2196.89	2237.67
		72”(1829mm)	JDHL-3072-JFFW	<div></div> <div></div>	2072.81	2118.69	2253.71	2299.59
29”(737mm)	36”(914mm)	30”(762mm)	JDHL-3630-JFFW	<div></div> <div></div>	\$1730.63	\$1740.81	\$1915.85	\$1926.03
		36”(914mm)	JDHL-3636-JFFW	<div></div> <div></div>	1787.45	1802.73	1972.67	1987.95
		42”(1067mm)	JDHL-3642-JFFW	<div></div> <div></div>	1844.27	1864.65	2029.49	2049.87
		48”(1219mm)	JDHL-3648-JFFW	<div></div> <div></div>	1901.09	1926.57	2086.31	2111.79
		54”(1372mm)	JDHL-3654-JFFW	<div></div> <div></div>	1957.91	1988.49	2143.13	2173.71
		60”(1524mm)	JDHL-3660-JFFW	<div></div> <div></div>	2014.73	2050.41	2199.95	2235.63
		66”(1676mm)	JDHL-3666-JFFW	<div></div> <div></div>	2071.55	2112.33	2256.77	2297.55
		72”(1829mm)	JDHL-3672-JFFW	<div></div> <div></div>	2128.37	2174.25	2313.59	2359.47



JDHL-JFFWDS

Features

- Includes laminate top, wood end panels, steel modesty panel, and assembly hardware.
- High-pressure laminate top has 3mm edgeband on user and guest edge, and 1mm edgeband on sides.
- Bow edge on guest side extends 10"(254mm) beyond end panels at the center of the desk (4"(102mm) of extension + 6"(152mm) of bow).
- Modesty panel is available with or without scallop wireway for cable management; scallop is centered at top of modesty panel.
- Glides provide 1.5"(38mm) adjustment range.
- Field assembled.

Specification Tip

- When placing a mobile, attached, or suspended pedestal inside the desk shell, pedestal depth must be at least 12"(305mm) less than nominal depth of top. See table.

Desk/Pedestal Nominal Depths

Desk Depth	Pedestal Depth
30"(762mm)	18"(457mm)
36"(914mm)	24"(610mm)

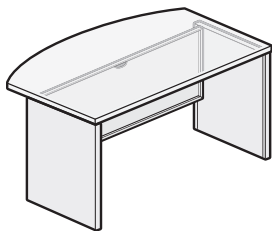
To Order, Specify:

- 1) Product number, including:
  - ① Modesty Panel Height:
    - B** 1/3 Height
    - D** 3/4 Height, add \$66.97 list
    - F** Full Height, add \$133.92 list
  - ② Modesty Panel Cable Management:
    - N** No Scallop
    - S** Scallop
- 2) Laminate color for top.
- 3) Edge trim color for top.
- 4) Wood finish color for end panels.
- 5) Trim color for modesty panel.

## X Series Desk Shells

Executive Bow Front Desk Shell — Wood Top with Steel End Panels

Height	Depth	Width	Number	① ②	End Panel - Steel Trim A		End Panel - Steel Trim B	
					Modesty - Steel Trim A	Trim B	Modesty - Steel Trim A	Trim B
Top — Wood Group A								
29"(737mm)	30"(762mm)	30"(762mm)	JDHW-3030-KFFS	<div></div> <div></div>	\$1889.74	\$1899.92	\$1998.28	\$2008.46
		36"(914mm)	JDHW-3036-KFFS	<div></div> <div></div>	1946.56	1961.84	2055.10	2070.38
		42"(1067mm)	JDHW-3042-KFFS	<div></div> <div></div>	2003.38	2023.76	2111.92	2132.30
		48"(1219mm)	JDHW-3048-KFFS	<div></div> <div></div>	2060.20	2085.68	2168.74	2194.22
		54"(1372mm)	JDHW-3054-KFFS	<div></div> <div></div>	2117.02	2147.60	2225.56	2256.14
		60"(1524mm)	JDHW-3060-KFFS	<div></div> <div></div>	2173.84	2209.52	2282.38	2318.06
		66"(1676mm)	JDHW-3066-KFFS	<div></div> <div></div>	2230.66	2271.44	2339.20	2379.98
		72"(1829mm)	JDHW-3072-KFFS	<div></div> <div></div>	2287.48	2333.36	2396.02	2441.90
29"(737mm)	36"(914mm)	30"(762mm)	JDHW-3630-KFFS	<div></div> <div></div>	\$1962.94	\$1973.12	\$2091.64	\$2101.82
		36"(914mm)	JDHW-3636-KFFS	<div></div> <div></div>	2019.76	2035.04	2148.46	2163.74
		42"(1067mm)	JDHW-3642-KFFS	<div></div> <div></div>	2076.58	2096.96	2205.28	2225.66
		48"(1219mm)	JDHW-3648-KFFS	<div></div> <div></div>	2133.40	2158.88	2262.10	2287.58
		54"(1372mm)	JDHW-3654-KFFS	<div></div> <div></div>	2190.22	2220.80	2318.92	2349.50
		60"(1524mm)	JDHW-3660-KFFS	<div></div> <div></div>	2247.04	2282.72	2375.74	2411.42
		66"(1676mm)	JDHW-3666-KFFS	<div></div> <div></div>	2303.86	2344.64	2432.56	2473.34
		72"(1829mm)	JDHW-3672-KFFS	<div></div> <div></div>	2360.68	2406.56	2489.38	2535.26
Top — Wood Group B								
29"(737mm)	30"(762mm)	30"(762mm)	JDHW-3030-KFFS	<div></div> <div></div>	\$1971.69	\$1981.87	\$2080.23	\$2090.41
		36"(914mm)	JDHW-3036-KFFS	<div></div> <div></div>	2033.91	2049.19	2142.45	2157.73
		42"(1067mm)	JDHW-3042-KFFS	<div></div> <div></div>	2096.13	2116.51	2204.67	2225.05
		48"(1219mm)	JDHW-3048-KFFS	<div></div> <div></div>	2158.35	2183.83	2266.89	2292.37
		54"(1372mm)	JDHW-3054-KFFS	<div></div> <div></div>	2220.57	2251.15	2329.11	2359.69
		60"(1524mm)	JDHW-3060-KFFS	<div></div> <div></div>	2282.79	2318.47	2391.33	2427.01
		66"(1676mm)	JDHW-3066-KFFS	<div></div> <div></div>	2345.01	2385.79	2453.55	2494.33
		72"(1829mm)	JDHW-3072-KFFS	<div></div> <div></div>	2407.23	2453.11	2515.77	2561.65
29"(737mm)	36"(914mm)	30"(762mm)	JDHW-3630-KFFS	<div></div> <div></div>	\$2048.19	\$2058.37	\$2176.89	\$2187.07
		36"(914mm)	JDHW-3636-KFFS	<div></div> <div></div>	2110.41	2125.69	2239.11	2254.39
		42"(1067mm)	JDHW-3642-KFFS	<div></div> <div></div>	2172.63	2193.01	2301.33	2321.71
		48"(1219mm)	JDHW-3648-KFFS	<div></div> <div></div>	2234.85	2260.33	2363.55	2389.03
		54"(1372mm)	JDHW-3654-KFFS	<div></div> <div></div>	2297.07	2327.65	2425.77	2456.35
		60"(1524mm)	JDHW-3660-KFFS	<div></div> <div></div>	2359.29	2394.97	2487.99	2523.67
		66"(1676mm)	JDHW-3666-KFFS	<div></div> <div></div>	2421.51	2462.29	2550.21	2590.99
		72"(1829mm)	JDHW-3672-KFFS	<div></div> <div></div>	2483.73	2529.61	2612.43	2658.31



JDHW-KFFSDS

**Features**

- Includes wood top, steel end panels, steel modesty panel, and assembly hardware.
- Wood veneer top has 3mm edgeband on user and guest edge, and 1mm edgeband on sides.
- Bow edge on guest side extends 10"(254mm) beyond end panels at the center of the desk (4"(102mm) of extension + 6"(152mm) of bow).
- Modesty panel is available with or without scallop wireway for cable management; scallop is centered at top of modesty panel.
- Glides provide 1.5"(38mm) adjustment range.
- Field assembled.

**Specification Tip**

- When placing a mobile, attached, or suspended pedestal inside the desk shell, pedestal depth must be at least 12"(305mm) less than nominal depth of top. See table.

**Desk/Pedestal Nominal Depths**

Desk Depth	Pedestal Depth
30"(762mm)	18"(457mm)
36"(914mm)	24"(610mm)

**To Order, Specify:**

- Product number, including:

**① Modesty Panel Height:**

- B** 1/3 Height
- D** 3/4 Height, add **\$66.97** list
- F** Full Height, add **\$133.92** list

**② Modesty Panel Cable Management:**

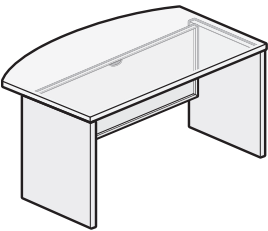
- N** No Scallop
- S** Scallop

- Wood finish color for top.
- Trim color for end panels.
- Trim color for modesty panel.

X Series Desk Shells

Executive Bow Front Desk Shell — Wood Top with Laminate End Panels

Height	Depth	Width	Number	① ②	End Panel - Laminate A		End Panel - Laminate B	
					Modesty - Steel Trim A	Trim B	Modesty - Steel Trim A	Trim B
Top — Wood Group A								
29”(737mm)	30”(762mm)	30”(762mm)	JDHW-3030-KFFL	<div></div> <div></div>	\$1669.92	\$1680.10	\$1669.92	\$1680.10
		36”(914mm)	JDHW-3036-KFFL	<div></div> <div></div>	1726.74	1742.02	1726.74	1742.02
		42”(1067mm)	JDHW-3042-KFFL	<div></div> <div></div>	1783.56	1803.94	1783.56	1803.94
		48”(1219mm)	JDHW-3048-KFFL	<div></div> <div></div>	1840.38	1865.86	1840.38	1865.86
		54”(1372mm)	JDHW-3054-KFFL	<div></div> <div></div>	1897.20	1927.78	1897.20	1927.78
		60”(1524mm)	JDHW-3060-KFFL	<div></div> <div></div>	1954.02	1989.70	1954.02	1989.70
		66”(1676mm)	JDHW-3066-KFFL	<div></div> <div></div>	2010.84	2051.62	2010.84	2051.62
		72”(1829mm)	JDHW-3072-KFFL	<div></div> <div></div>	2067.66	2113.54	2067.66	2113.54
29”(737mm)	36”(914mm)	30”(762mm)	JDHW-3630-KFFL	<div></div> <div></div>	\$1743.12	\$1753.30	\$1743.12	\$1753.30
		36”(914mm)	JDHW-3636-KFFL	<div></div> <div></div>	1799.94	1815.22	1799.94	1815.22
		42”(1067mm)	JDHW-3642-KFFL	<div></div> <div></div>	1856.76	1877.14	1856.76	1877.14
		48”(1219mm)	JDHW-3648-KFFL	<div></div> <div></div>	1913.58	1939.06	1913.58	1939.06
		54”(1372mm)	JDHW-3654-KFFL	<div></div> <div></div>	1970.40	2000.98	1970.40	2000.98
		60”(1524mm)	JDHW-3660-KFFL	<div></div> <div></div>	2027.22	2062.90	2027.22	2062.90
		66”(1676mm)	JDHW-3666-KFFL	<div></div> <div></div>	2084.04	2124.82	2084.04	2124.82
		72”(1829mm)	JDHW-3672-KFFL	<div></div> <div></div>	2140.86	2186.74	2140.86	2186.74
Top — Wood Group B								
29”(737mm)	30”(762mm)	30”(762mm)	JDHW-3030-KFFL	<div></div> <div></div>	\$1751.87	\$1762.05	\$1751.87	\$1762.05
		36”(914mm)	JDHW-3036-KFFL	<div></div> <div></div>	1814.09	1829.37	1814.09	1829.37
		42”(1067mm)	JDHW-3042-KFFL	<div></div> <div></div>	1876.31	1896.69	1876.31	1896.69
		48”(1219mm)	JDHW-3048-KFFL	<div></div> <div></div>	1938.53	1964.01	1938.53	1964.01
		54”(1372mm)	JDHW-3054-KFFL	<div></div> <div></div>	2000.75	2031.33	2000.75	2031.33
		60”(1524mm)	JDHW-3060-KFFL	<div></div> <div></div>	2062.97	2098.65	2062.97	2098.65
		66”(1676mm)	JDHW-3066-KFFL	<div></div> <div></div>	2125.19	2165.97	2125.19	2165.97
		72”(1829mm)	JDHW-3072-KFFL	<div></div> <div></div>	2187.41	2233.29	2187.41	2233.29
29”(737mm)	36”(914mm)	30”(762mm)	JDHW-3630-KFFL	<div></div> <div></div>	\$1828.37	\$1838.55	\$1828.37	\$1838.55
		36”(914mm)	JDHW-3636-KFFL	<div></div> <div></div>	1890.59	1905.87	1890.59	1905.87
		42”(1067mm)	JDHW-3642-KFFL	<div></div> <div></div>	1952.81	1973.19	1952.81	1973.19
		48”(1219mm)	JDHW-3648-KFFL	<div></div> <div></div>	2015.03	2040.51	2015.03	2040.51
		54”(1372mm)	JDHW-3654-KFFL	<div></div> <div></div>	2077.25	2107.83	2077.25	2107.83
		60”(1524mm)	JDHW-3660-KFFL	<div></div> <div></div>	2139.47	2175.15	2139.47	2175.15
		66”(1676mm)	JDHW-3666-KFFL	<div></div> <div></div>	2201.69	2242.47	2201.69	2242.47
		72”(1829mm)	JDHW-3672-KFFL	<div></div> <div></div>	2263.91	2309.79	2263.91	2309.79



JDHW-KFFLDS

- Features**
- Includes wood top, laminate end panels, steel modesty panel, and assembly hardware.
  - Wood veneer top has 3mm edgeband on user and guest edge, and 1mm edgeband on sides.
  - Bow edge on guest side extends 10"(254mm) beyond end panels at the center of the desk (4"(102mm) of extension + 6"(152mm) of bow).
  - Modesty panel is available with or without scallop wireway for cable management; scallop is centered at top of modesty panel.
  - Glides provide 1.5"(38mm) adjustment range.
  - Field assembled.

**Specification Tip**

- When placing a mobile, attached, or suspended pedestal inside the desk shell, pedestal depth must be at least 12"(305mm) less than nominal depth of top. See table.

Desk/Pedestal Nominal Depths	
Desk Depth	Pedestal Depth
30"(762mm)	18"(457mm)
36"(914mm)	24"(610mm)

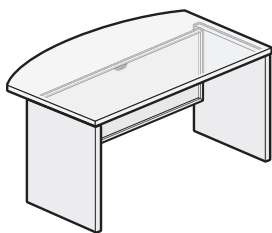
- To Order, Specify:**
- 1) Product number, including:
    - ① **Modesty Panel Height:**
      - B** 1/3 Height
      - D** 3/4 Height, add \$66.97 list
      - F** Full Height, add \$133.92 list
    - ② **Modesty Panel Cable Management:**
      - N** No Scallop
      - S** Scallop
  - 2) Wood finish color for top.
  - 3) Laminate color for end panels.
  - 4) Edge trim color for end panels.
  - 5) Trim color for modesty panel.



## X Series Desk Shells

Executive Bow Front Desk Shell — Wood Top with Wood End Panels

					End Panel - Wood Group A		End Panel - Wood Group B	
Height	Depth	Width	Number	①②	Modesty - Steel		Modesty - Steel	
					Trim A	Trim B	Trim A	Trim B
Top — Wood Group A								
29"(737mm)	30"(762mm)	30"(762mm)	JDHW-3030-KFFW	<div></div> <div></div>	\$2013.54	\$2023.72	\$2194.44	\$2204.62
		36"(914mm)	JDHW-3036-KFFW	<div></div> <div></div>	2070.36	2085.64	2251.26	2266.54
		42"(1067mm)	JDHW-3042-KFFW	<div></div> <div></div>	2127.18	2147.56	2308.08	2328.46
		48"(1219mm)	JDHW-3048-KFFW	<div></div> <div></div>	2184.00	2209.48	2364.90	2390.38
		54"(1372mm)	JDHW-3054-KFFW	<div></div> <div></div>	2240.82	2271.40	2421.72	2452.30
		60"(1524mm)	JDHW-3060-KFFW	<div></div> <div></div>	2297.64	2333.32	2478.54	2514.22
		66"(1676mm)	JDHW-3066-KFFW	<div></div> <div></div>	2354.46	2395.24	2535.36	2576.14
		72"(1829mm)	JDHW-3072-KFFW	<div></div> <div></div>	2411.28	2457.16	2592.18	2638.06
29"(737mm)	36"(914mm)	30"(762mm)	JDHW-3630-KFFW	<div></div> <div></div>	\$2086.74	\$2096.92	\$2271.96	\$2282.14
		36"(914mm)	JDHW-3636-KFFW	<div></div> <div></div>	2143.56	2158.84	2328.78	2344.06
		42"(1067mm)	JDHW-3642-KFFW	<div></div> <div></div>	2200.38	2220.76	2385.60	2405.98
		48"(1219mm)	JDHW-3648-KFFW	<div></div> <div></div>	2257.20	2282.68	2442.42	2467.90
		54"(1372mm)	JDHW-3654-KFFW	<div></div> <div></div>	2314.02	2344.60	2499.24	2529.82
		60"(1524mm)	JDHW-3660-KFFW	<div></div> <div></div>	2370.84	2406.52	2556.06	2591.74
		66"(1676mm)	JDHW-3666-KFFW	<div></div> <div></div>	2427.66	2468.44	2612.88	2653.66
		72"(1829mm)	JDHW-3672-KFFW	<div></div> <div></div>	2484.48	2530.36	2669.70	2715.58
Top — Wood Group B								
29"(737mm)	30"(762mm)	30"(762mm)	JDHW-3030-KFFW	<div></div> <div></div>	\$2095.49	\$2105.67	\$2276.39	\$2286.57
		36"(914mm)	JDHW-3036-KFFW	<div></div> <div></div>	2157.71	2172.99	2338.61	2353.89
		42"(1067mm)	JDHW-3042-KFFW	<div></div> <div></div>	2219.93	2240.31	2400.83	2421.21
		48"(1219mm)	JDHW-3048-KFFW	<div></div> <div></div>	2282.15	2307.63	2463.05	2488.53
		54"(1372mm)	JDHW-3054-KFFW	<div></div> <div></div>	2344.37	2374.95	2525.27	2555.85
		60"(1524mm)	JDHW-3060-KFFW	<div></div> <div></div>	2406.59	2442.27	2587.49	2623.17
		66"(1676mm)	JDHW-3066-KFFW	<div></div> <div></div>	2468.81	2509.59	2649.71	2690.49
		72"(1829mm)	JDHW-3072-KFFW	<div></div> <div></div>	2531.03	2576.91	2711.93	2757.81
29"(737mm)	36"(914mm)	30"(762mm)	JDHW-3630-KFFW	<div></div> <div></div>	\$2171.99	\$2182.17	\$2357.21	\$2367.39
		36"(914mm)	JDHW-3636-KFFW	<div></div> <div></div>	2234.21	2249.49	2419.43	2434.71
		42"(1067mm)	JDHW-3642-KFFW	<div></div> <div></div>	2296.43	2316.81	2481.65	2502.03
		48"(1219mm)	JDHW-3648-KFFW	<div></div> <div></div>	2358.65	2384.13	2543.87	2569.35
		54"(1372mm)	JDHW-3654-KFFW	<div></div> <div></div>	2420.87	2451.45	2606.09	2636.67
		60"(1524mm)	JDHW-3660-KFFW	<div></div> <div></div>	2483.09	2518.77	2668.31	2703.99
		66"(1676mm)	JDHW-3666-KFFW	<div></div> <div></div>	2545.31	2586.09	2730.53	2771.31
		72"(1829mm)	JDHW-3672-KFFW	<div></div> <div></div>	2607.53	2653.41	2792.75	2838.63



JDHW-KFFWDS

## Features

- Includes wood top, wood end panels, steel modesty panel, and assembly hardware.
- Wood veneer top has 3mm edgeband on user and guest edge, and 1mm edgeband on sides.
- Bow edge on guest side extends 10"(254mm) beyond end panels at the center of the desk (4"(102mm) of extension + 6"(152mm) of bow).
- Modesty panel is available with or without scallop wireway for cable management; scallop is centered at top of modesty panel.
- Glides provide 1.5"(38mm) adjustment range.
- Field assembled.

## Specification Tip

- When placing a mobile, attached, or suspended pedestal inside the desk shell, pedestal depth must be at least 12"(305mm) less than nominal depth of top. See table.

## Desk/Pedestal Nominal Depths

Desk Depth	Pedestal Depth
30"(762mm)	18"(457mm)
36"(914mm)	24"(610mm)

## To Order, Specify:

- Product number, including:

## ① Modesty Panel Height:

- B** 1/3 Height
- D** 3/4 Height, add \$66.97 list
- F** Full Height, add \$133.92 list

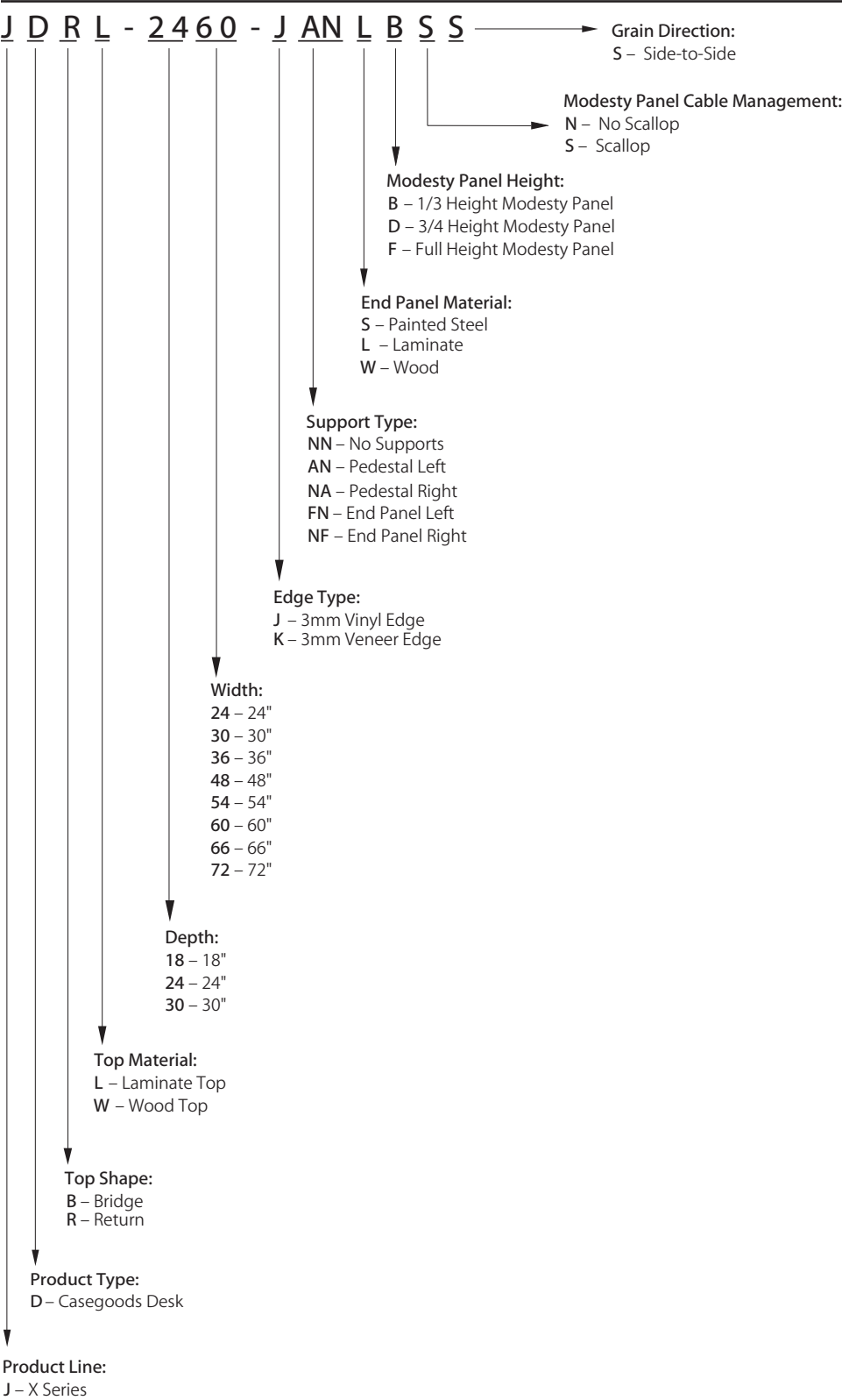
## ② Modesty Panel Cable Management:

- N** No Scallop
- S** Scallop

- Wood finish color for top.
- Wood finish color for end panels.
- Trim color for modesty panel.



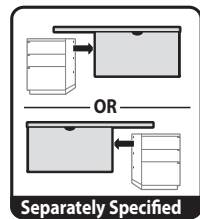
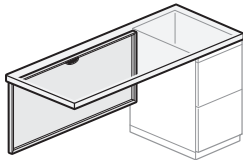
X Series Returns and Bridges — Catalog Logic



# X Series Returns

Pedestal Return — Laminate Top

Height	Depth	Width	Number	①	②	③	Top - Laminate A		Top - Laminate B	
							Modesty - Steel	Trim A	Modesty - Steel	Trim B
29"(737mm)	18"(457mm)	36"(914mm)	JDRL-1836-J	N		S		\$538.10	\$551.91	\$538.10
		42"(1067mm)	JDRL-1842-J	N		S		589.22	607.65	589.22
		48"(1219mm)	JDRL-1848-J	N		S		640.34	663.39	640.34
		54"(1372mm)	JDRL-1854-J	N		S		691.46	719.13	691.46
		60"(1524mm)	JDRL-1860-J	N		S		742.58	774.87	742.58
		66"(1676mm)	JDRL-1866-J	N		S		793.70	830.61	793.70
		72"(1829mm)	JDRL-1872-J	N		S		844.82	886.35	844.82
29"(737mm)	24"(610mm)	36"(914mm)	JDRL-2436-J	N		S		\$567.56	\$581.37	\$567.56
		42"(1067mm)	JDRL-2442-J	N		S		618.68	637.11	618.68
		48"(1219mm)	JDRL-2448-J	N		S		669.80	692.85	669.80
		54"(1372mm)	JDRL-2454-J	N		S		720.92	748.59	720.92
		60"(1524mm)	JDRL-2460-J	N		S		772.04	804.33	772.04
		66"(1676mm)	JDRL-2466-J	N		S		823.16	860.07	823.16
		72"(1829mm)	JDRL-2472-J	N		S		874.28	915.81	874.28
29"(737mm)	30"(762mm)	36"(914mm)	JDRL-3036-J	N		S		\$597.02	\$610.83	\$597.02
		42"(1067mm)	JDRL-3042-J	N		S		648.14	666.57	648.14
		48"(1219mm)	JDRL-3048-J	N		S		699.26	722.31	699.26
		54"(1372mm)	JDRL-3054-J	N		S		750.38	778.05	750.38
		60"(1524mm)	JDRL-3060-J	N		S		801.50	833.79	801.50
		66"(1676mm)	JDRL-3066-J	N		S		852.62	889.53	852.62
		72"(1829mm)	JDRL-3072-J	N		S		903.74	945.27	903.74

JDRL-JNANDSS  
(Right-Hand)

## Features

- Includes laminate top, steel modesty panel, and hardware for assembly and attachment to adjacent desk shell, single pedestal desk, corner unit, or convergent with end panel.
- High-pressure laminate top has 3mm edgeband on user and guest edge, and 1mm edgeband on sides.
- Modesty panel is available with or without scallop wireway for cable management; scallop is centered at top of modesty panel.
- Glides provide 1"(25mm) adjustment range.
- Field assembled.

## Specification Tip

- One X Series or V Series desk pedestal must be specified separately; nominal depth of desk pedestal must match nominal depth of return top.

## To Order, Specify:

- Product number, including:

### ① Orientation:

- AN** Left-hand  
**NA** Right-hand

### ② Modesty Panel Height:

- B** 1/3 Height  
**D** 3/4 Height, add **\$60.19** list  
**F** Full Height, add **\$120.38** list

### ③ Modesty Panel Cable Management:

- N** No Scallop  
**S** Scallop

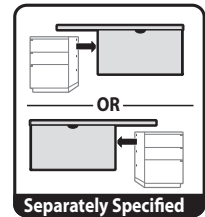
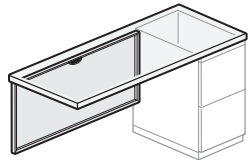
- Laminate color for top.
- Edge trim color for top.
- Trim color for modesty panel.

**\*Note:** Desk pedestals must be specified separately.

## X Series Returns

### Pedestal Return — Wood Top

Height	Depth	Width	Number	①	②	③	Top - Wood Group A Modesty - Steel		Top - Wood Group B Modesty - Steel	
							Trim A	Trim B	Trim A	Trim B
29"(737mm)	18"(457mm)	36"(914mm)	JDRW-1836-K	N		S	\$ 763.20	\$ 777.01	\$ 818.74	\$ 832.55
		42"(1067mm)	JDRW-1842-K	N		S	814.32	832.75	874.78	893.21
		48"(1219mm)	JDRW-1848-K	N		S	865.44	888.49	930.82	953.87
		54"(1372mm)	JDRW-1854-K	N		S	916.56	944.23	986.86	1014.53
		60"(1524mm)	JDRW-1860-K	N		S	967.68	999.97	1042.90	1075.19
		66"(1676mm)	JDRW-1866-K	N		S	1018.80	1055.71	1098.94	1135.85
		72"(1829mm)	JDRW-1872-K	N		S	1069.92	1111.45	1154.98	1196.51
29"(737mm)	24"(610mm)	36"(914mm)	JDRW-2436-K	N		S	\$ 808.56	\$ 822.37	\$ 866.92	\$ 880.73
		42"(1067mm)	JDRW-2442-K	N		S	859.68	878.11	922.96	941.39
		48"(1219mm)	JDRW-2448-K	N		S	910.80	933.85	979.00	1002.05
		54"(1372mm)	JDRW-2454-K	N		S	961.92	989.59	1035.04	1062.71
		60"(1524mm)	JDRW-2460-K	N		S	1013.04	1045.33	1091.08	1123.37
		66"(1676mm)	JDRW-2466-K	N		S	1064.16	1101.07	1147.12	1184.03
		72"(1829mm)	JDRW-2472-K	N		S	1115.28	1156.81	1203.16	1244.69
29"(737mm)	30"(762mm)	36"(914mm)	JDRW-3036-K	N		S	\$ 853.92	\$ 867.73	\$ 915.10	\$ 928.91
		42"(1067mm)	JDRW-3042-K	N		S	905.04	923.47	971.14	989.57
		48"(1219mm)	JDRW-3048-K	N		S	956.16	979.21	1027.18	1050.23
		54"(1372mm)	JDRW-3054-K	N		S	1007.28	1034.95	1083.22	1110.89
		60"(1524mm)	JDRW-3060-K	N		S	1058.40	1090.69	1139.26	1171.55
		66"(1676mm)	JDRW-3066-K	N		S	1109.52	1146.43	1195.30	1232.21
		72"(1829mm)	JDRW-3072-K	N		S	1160.64	1202.17	1251.34	1292.87



JDRW-KNANDSS  
(Right-Hand)

#### Features

- Includes wood top, steel modesty panel, and hardware for assembly and attachment to adjacent desk shell, single pedestal desk, corner unit, or convergent with end panel.
- Wood veneer top has 3mm edgeband on user and guest edge, and 1mm edgeband on sides.
- Modesty panel is available with or without scallop wireway for cable management; scallop is centered at top of modesty panel.
- Glides provide 1.5"(38mm) adjustment range.
- Field assembled.

#### Specification Tip

- One X Series or V Series desk pedestal must be specified separately; nominal depth of desk pedestal must match nominal depth of return top.

#### To Order, Specify:

- Product number, including:

#### ① Orientation:

- AN** Left-hand  
**NA** Right-hand

#### ② Modesty Panel Height:

- B** 1/3 Height  
**D** 3/4 Height, add **\$60.19** list  
**F** Full Height, add **\$120.38** list

#### ③ Modesty Panel Cable Management:

- N** No Scallop  
**S** Scallop

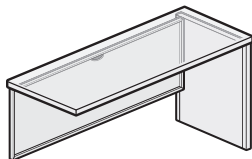
- Wood finish color for top.
- Trim color for modesty panel.

**\*Note:** Desk pedestals must be specified separately.

# X Series Returns

Return — Laminate Top with Steel End Panel

Height	Depth	Width	Number	①	②	③	End Panel - Steel Trim A		End Panel - Steel Trim B			
							Modesty - Steel Trim A	Trim B	Modesty - Steel Trim A	Trim B		
Top — Laminate A												
29"(737mm)	18"(457mm)	24"(610mm)	JDRL-1824-J	S		S	\$ 881.78	\$ 886.35	\$ 912.46	\$ 917.03		
		30"(762mm)	JDRL-1830-J	S		S	932.90	942.09	963.58	972.77		
		36"(914mm)	JDRL-1836-J	S		S	984.02	997.83	1014.70	1028.51		
		42"(1067mm)	JDRL-1842-J	S		S	1035.14	1053.57	1065.82	1084.25		
		48"(1219mm)	JDRL-1848-J	S		S	1086.26	1109.31	1116.94	1139.99		
		54"(1372mm)	JDRL-1854-J	S		S	1137.38	1165.05	1168.06	1195.73		
		60"(1524mm)	JDRL-1860-J	S		S	1188.50	1220.79	1219.18	1251.47		
29"(737mm)	24"(610mm)	66"(1676mm)	JDRL-1866-J	S		S	1239.62	1276.53	1270.30	1307.21		
		24"(610mm)	JDRL-2424-J	S		S	\$ 921.44	\$ 926.01	\$ 961.18	\$ 965.75		
		30"(762mm)	JDRL-2430-J	S		S	972.56	981.75	1012.30	1021.49		
		36"(914mm)	JDRL-2436-J	S		S	1023.68	1037.49	1063.42	1077.23		
		42"(1067mm)	JDRL-2442-J	S		S	1074.80	1093.23	1114.54	1132.97		
		48"(1219mm)	JDRL-2448-J	S		S	1125.92	1148.97	1165.66	1188.71		
		54"(1372mm)	JDRL-2454-J	S		S	1177.04	1204.71	1216.78	1244.45		
29"(737mm)	30"(762mm)	60"(1524mm)	JDRL-2460-J	S		S	1228.16	1260.45	1267.90	1300.19		
		66"(1676mm)	JDRL-2466-J	S		S	1279.28	1316.19	1319.02	1355.93		
		24"(610mm)	JDRL-3024-J	S		S	\$ 961.10	\$ 965.67	\$1009.90	\$1014.47		
		30"(762mm)	JDRL-3030-J	S		S	1012.22	1021.41	1061.02	1070.21		
		36"(914mm)	JDRL-3036-J	S		S	1063.34	1077.15	1112.14	1125.95		
		42"(1067mm)	JDRL-3042-J	S		S	1114.46	1132.89	1163.26	1181.69		
		48"(1219mm)	JDRL-3048-J	S		S	1165.58	1188.63	1214.38	1237.43		
29"(737mm)	30"(762mm)	54"(1372mm)	JDRL-3054-J	S		S	1216.70	1244.37	1265.50	1293.17		
		60"(1524mm)	JDRL-3060-J	S		S	1267.82	1300.11	1316.62	1348.91		
		66"(1676mm)	JDRL-3066-J	S		S	1318.94	1355.85	1367.74	1404.65		
		Top — Laminate B										
		29"(737mm)	18"(457mm)	24"(610mm)	JDRL-1824-J	S		S	\$ 881.78	\$ 886.35	\$ 912.46	\$ 917.03
				30"(762mm)	JDRL-1830-J	S		S	932.90	942.09	963.58	972.77
				36"(914mm)	JDRL-1836-J	S		S	984.02	997.83	1014.70	1028.51
42"(1067mm)	JDRL-1842-J			S		S	1035.14	1053.57	1065.82	1084.25		
48"(1219mm)	JDRL-1848-J			S		S	1086.26	1109.31	1116.94	1139.99		
54"(1372mm)	JDRL-1854-J			S		S	1137.38	1165.05	1168.06	1195.73		
60"(1524mm)	JDRL-1860-J			S		S	1188.50	1220.79	1219.18	1251.47		
29"(737mm)	24"(610mm)	66"(1676mm)	JDRL-1866-J	S		S	1239.62	1276.53	1270.30	1307.21		
		24"(610mm)	JDRL-2424-J	S		S	\$ 921.44	\$ 926.01	\$ 961.18	\$ 965.75		
		30"(762mm)	JDRL-2430-J	S		S	972.56	981.75	1012.30	1021.49		
		36"(914mm)	JDRL-2436-J	S		S	1023.68	1037.49	1063.42	1077.23		
		42"(1067mm)	JDRL-2442-J	S		S	1074.80	1093.23	1114.54	1132.97		
		48"(1219mm)	JDRL-2448-J	S		S	1125.92	1148.97	1165.66	1188.71		
		54"(1372mm)	JDRL-2454-J	S		S	1177.04	1204.71	1216.78	1244.45		
29"(737mm)	30"(762mm)	60"(1524mm)	JDRL-2460-J	S		S	1228.16	1260.45	1267.90	1300.19		
		66"(1676mm)	JDRL-2466-J	S		S	1279.28	1316.19	1319.02	1355.93		
		24"(610mm)	JDRL-3024-J	S		S	\$ 961.10	\$ 965.67	\$1009.90	\$1014.47		
		30"(762mm)	JDRL-3030-J	S		S	1012.22	1021.41	1061.02	1070.21		
		36"(914mm)	JDRL-3036-J	S		S	1063.34	1077.15	1112.14	1125.95		
		42"(1067mm)	JDRL-3042-J	S		S	1114.46	1132.89	1163.26	1181.69		
		48"(1219mm)	JDRL-3048-J	S		S	1165.58	1188.63	1214.38	1237.43		
29"(737mm)	30"(762mm)	54"(1372mm)	JDRL-3054-J	S		S	1216.70	1244.37	1265.50	1293.17		
		60"(1524mm)	JDRL-3060-J	S		S	1267.82	1300.11	1316.62	1348.91		
		66"(1676mm)	JDRL-3066-J	S		S	1318.94	1355.85	1367.74	1404.65		



JDRL-JNFSDDSS  
(Right-Hand)

## Features

- Includes laminate top, steel end panel, steel modesty panel, and hardware for assembly and attachment to adjacent desk shell, single pedestal desk, corner unit, or convergent with end panel.
- High-pressure laminate top has 3mm edgeband on user and guest edge, and 1mm edgeband on sides.
- Modesty panel is available with or without scallop wireway for cable management; scallop is centered at top of modesty panel.
- Glides provide 1.5"(38mm) adjustment range.
- Field assembled.

## Specification Tip

- If using mobile, attached or suspended pedestals, specify the pedestal depth at least 6"(152mm) less than nominal depth of top. See table.

## Desk/Pedestal Nominal Depths

Desk Depth	Pedestal Depth
18"(457mm)	N/A
24"(610mm)	18"(457mm)
30"(762mm)	24"(610mm)

## To Order, Specify:

- Product number, including:

### ① Orientation:

- FN** Left-hand  
**NF** Right-hand

### ② Modesty Panel Height:

- B** 1/3 Height  
**D** 3/4 Height, add \$60.19 list  
**F** Full Height, add \$120.38 list

### ③ Modesty Panel Cable Management:

- N** No Scallop  
**S** Scallop

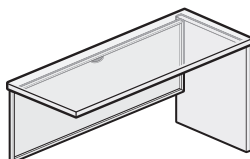
- Laminate color for top.
- Edge trim color for top.
- Trim color for end panel.
- Trim color for modesty panel.



# X Series Returns

Return — Laminate Top with Wood End Panel

Height	Depth	Width	Number	①	②	③	End Panel - Wood Group A		End Panel - Wood Group B			
							Modesty - Steel Trim A	Trim B	Modesty - Steel Trim A	Trim B		
Top — Laminate A												
29"(737mm)	18"(457mm)	24"(610mm)	JDRL-1824-J	W		S	\$ 870.82	\$ 875.39	\$ 948.25	\$ 952.82		
		30"(762mm)	JDRL-1830-J	W		S	921.94	931.13	999.37	1008.56		
		36"(914mm)	JDRL-1836-J	W		S	973.06	986.87	1050.49	1064.30		
		42"(1067mm)	JDRL-1842-J	W		S	1024.18	1042.61	1101.61	1120.04		
		48"(1219mm)	JDRL-1848-J	W		S	1075.30	1098.35	1152.73	1175.78		
		54"(1372mm)	JDRL-1854-J	W		S	1126.42	1154.09	1203.85	1231.52		
		60"(1524mm)	JDRL-1860-J	W		S	1177.54	1209.83	1254.97	1287.26		
29"(737mm)	24"(610mm)	66"(1676mm)	JDRL-1866-J	W		S	1228.66	1265.57	1306.09	1343.00		
		24"(610mm)	JDRL-2424-J	W		S	\$ 910.48	\$ 915.05	\$ 989.77	\$ 994.34		
		30"(762mm)	JDRL-2430-J	W		S	961.60	970.79	1040.89	1050.08		
		36"(914mm)	JDRL-2436-J	W		S	1012.72	1026.53	1092.01	1105.82		
		42"(1067mm)	JDRL-2442-J	W		S	1063.84	1082.27	1143.13	1161.56		
		48"(1219mm)	JDRL-2448-J	W		S	1114.96	1138.01	1194.25	1217.30		
		54"(1372mm)	JDRL-2454-J	W		S	1166.08	1193.75	1245.37	1273.04		
29"(737mm)	30"(762mm)	60"(1524mm)	JDRL-2460-J	W		S	1217.20	1249.49	1296.49	1328.78		
		66"(1676mm)	JDRL-2466-J	W		S	1268.32	1305.23	1347.61	1384.52		
		24"(610mm)	JDRL-3024-J	W		S	\$ 950.14	\$ 954.71	\$1031.29	\$1035.86		
		30"(762mm)	JDRL-3030-J	W		S	1001.26	1010.45	1082.41	1091.60		
		36"(914mm)	JDRL-3036-J	W		S	1052.38	1066.19	1133.53	1147.34		
		42"(1067mm)	JDRL-3042-J	W		S	1103.50	1121.93	1184.65	1203.08		
		48"(1219mm)	JDRL-3048-J	W		S	1154.62	1177.67	1235.77	1258.82		
29"(737mm)	30"(762mm)	54"(1372mm)	JDRL-3054-J	W		S	1205.74	1233.41	1286.89	1314.56		
		60"(1524mm)	JDRL-3060-J	W		S	1256.86	1289.15	1338.01	1370.30		
		66"(1676mm)	JDRL-3066-J	W		S	1307.98	1344.89	1389.13	1426.04		
		Top — Laminate B										
		29"(737mm)	18"(457mm)	24"(610mm)	JDRL-1824-J	W		S	\$ 870.82	\$ 875.39	\$ 948.25	\$ 952.82
				30"(762mm)	JDRL-1830-J	W		S	921.94	931.13	999.37	1008.56
				36"(914mm)	JDRL-1836-J	W		S	973.06	986.87	1050.49	1064.30
42"(1067mm)	JDRL-1842-J			W		S	1024.18	1042.61	1101.61	1120.04		
48"(1219mm)	JDRL-1848-J			W		S	1075.30	1098.35	1152.73	1175.78		
54"(1372mm)	JDRL-1854-J			W		S	1126.42	1154.09	1203.85	1231.52		
60"(1524mm)	JDRL-1860-J			W		S	1177.54	1209.83	1254.97	1287.26		
29"(737mm)	24"(610mm)	66"(1676mm)	JDRL-1866-J	W		S	1228.66	1265.57	1306.09	1343.00		
		24"(610mm)	JDRL-2424-J	W		S	\$ 910.48	\$ 915.05	\$ 989.77	\$ 994.34		
		30"(762mm)	JDRL-2430-J	W		S	961.60	970.79	1040.89	1050.08		
		36"(914mm)	JDRL-2436-J	W		S	1012.72	1026.53	1092.01	1105.82		
		42"(1067mm)	JDRL-2442-J	W		S	1063.84	1082.27	1143.13	1161.56		
		48"(1219mm)	JDRL-2448-J	W		S	1114.96	1138.01	1194.25	1217.30		
		54"(1372mm)	JDRL-2454-J	W		S	1166.08	1193.75	1245.37	1273.04		
29"(737mm)	30"(762mm)	60"(1524mm)	JDRL-2460-J	W		S	1217.20	1249.49	1296.49	1328.78		
		66"(1676mm)	JDRL-2466-J	W		S	1268.32	1305.23	1347.61	1384.52		
		24"(610mm)	JDRL-3024-J	W		S	\$ 950.14	\$ 954.71	\$1031.29	\$1035.86		
		30"(762mm)	JDRL-3030-J	W		S	1001.26	1010.45	1082.41	1091.60		
		36"(914mm)	JDRL-3036-J	W		S	1052.38	1066.19	1133.53	1147.34		
		42"(1067mm)	JDRL-3042-J	W		S	1103.50	1121.93	1184.65	1203.08		
		48"(1219mm)	JDRL-3048-J	W		S	1154.62	1177.67	1235.77	1258.82		
29"(737mm)	30"(762mm)	54"(1372mm)	JDRL-3054-J	W		S	1205.74	1233.41	1286.89	1314.56		
		60"(1524mm)	JDRL-3060-J	W		S	1256.86	1289.15	1338.01	1370.30		
		66"(1676mm)	JDRL-3066-J	W		S	1307.98	1344.89	1389.13	1426.04		



JDRL-JNFWDS5  
(Right-Hand)

## Features

- Includes laminate top, wood end panel, steel modesty panel, and hardware for assembly and attachment to adjacent desk shell, single pedestal desk, corner unit, or convergent with end panel.
- High-pressure laminate top has 3mm edgeband on user and guest edge, and 1mm edgeband on sides.
- Modesty panel is available with or without scallop wireway for cable management; scallop is centered at top of modesty panel.
- Glides provide 1.5"(38mm) adjustment range.
- Field assembled.

## Specification Tip

- If using mobile, attached or suspended pedestals, specify the pedestal depth at least 6"(152mm) less than nominal depth of top. See table.

## Desk/Pedestal Nominal Depths

Desk Depth	Pedestal Depth
18"(457mm)	N/A
24"(610mm)	18"(457mm)
30"(762mm)	24"(610mm)

## To Order, Specify:

- Product number, including:

### ① Orientation:

- FN** Left-hand  
**NF** Right-hand

### ② Modesty Panel Height:

- B** 1/3 Height  
**D** 3/4 Height, add \$60.19 list  
**F** Full Height, add \$120.38 list

### ③ Modesty Panel Cable Management:

- N** No Scallop  
**S** Scallop

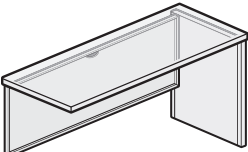
- Laminate color for top.
- Edge trim color for top.
- Wood finish color for end panel.
- Trim color for modesty panel.



X Series Returns

Return — Wood Top with Steel End Panel

Height	Depth	Width	Number	① ② ③			End Panel - Steel Trim A		End Panel - Steel Trim B			
							Modesty - Steel Trim A	Trim B	Modesty - Steel Trim A	Trim B		
Top — Wood Group A												
29"(737mm)	18"(457mm)	24"(610mm)	JDRW-1824-K	S		S	\$1106.88	\$1111.45	\$1137.56	\$1142.13		
		30"(762mm)	JDRW-1830-K	S		S	\$1158.00	\$1167.19	\$1188.68	\$1197.87		
		36"(914mm)	JDRW-1836-K	S		S	\$1209.12	\$1222.93	\$1239.80	\$1253.61		
		42"(1067mm)	JDRW-1842-K	S		S	\$1260.24	\$1278.67	\$1290.92	\$1309.35		
		48"(1219mm)	JDRW-1848-K	S		S	\$1311.36	\$1334.41	\$1342.04	\$1365.09		
		54"(1372mm)	JDRW-1854-K	S		S	\$1362.48	\$1390.15	\$1393.16	\$1420.83		
		60"(1524mm)	JDRW-1860-K	S		S	\$1413.60	\$1445.89	\$1444.28	\$1476.57		
29"(737mm)	24"(610mm)	66"(1676mm)	JDRW-1866-K	S		S	\$1464.72	\$1501.63	\$1495.40	\$1532.31		
		24"(610mm)	JDRW-2424-K	S		S	\$1162.44	\$1167.01	\$1202.18	\$1206.75		
		30"(762mm)	JDRW-2430-K	S		S	\$1213.56	\$1222.75	\$1253.30	\$1262.49		
		36"(914mm)	JDRW-2436-K	S		S	\$1264.68	\$1278.49	\$1304.42	\$1318.23		
		42"(1067mm)	JDRW-2442-K	S		S	\$1315.80	\$1334.23	\$1355.54	\$1373.97		
		48"(1219mm)	JDRW-2448-K	S		S	\$1366.92	\$1389.97	\$1406.66	\$1429.71		
		54"(1372mm)	JDRW-2454-K	S		S	\$1418.04	\$1445.71	\$1457.78	\$1485.45		
29"(737mm)	30"(762mm)	60"(1524mm)	JDRW-2460-K	S		S	\$1469.16	\$1501.45	\$1508.90	\$1541.19		
		66"(1676mm)	JDRW-2466-K	S		S	\$1520.28	\$1557.19	\$1560.02	\$1596.93		
		24"(610mm)	JDRW-3024-K	S		S	\$1218.00	\$1222.57	\$1266.80	\$1271.37		
		30"(762mm)	JDRW-3030-K	S		S	\$1269.12	\$1278.31	\$1317.92	\$1327.11		
		36"(914mm)	JDRW-3036-K	S		S	\$1320.24	\$1334.05	\$1369.04	\$1382.85		
		42"(1067mm)	JDRW-3042-K	S		S	\$1371.36	\$1389.79	\$1420.16	\$1438.59		
		48"(1219mm)	JDRW-3048-K	S		S	\$1422.48	\$1445.53	\$1471.28	\$1494.33		
29"(737mm)	30"(762mm)	54"(1372mm)	JDRW-3054-K	S		S	\$1473.60	\$1501.27	\$1522.40	\$1550.07		
		60"(1524mm)	JDRW-3060-K	S		S	\$1524.72	\$1557.01	\$1573.52	\$1605.81		
		66"(1676mm)	JDRW-3066-K	S		S	\$1575.84	\$1612.75	\$1624.64	\$1661.55		
		Top — Wood Group B										
		29"(737mm)	18"(457mm)	24"(610mm)	JDRW-1824-K	S		S	\$1152.58	\$1157.15	\$1183.26	\$1187.83
				30"(762mm)	JDRW-1830-K	S		S	\$1208.62	\$1217.81	\$1239.30	\$1248.49
				36"(914mm)	JDRW-1836-K	S		S	\$1264.66	\$1278.47	\$1295.34	\$1309.15
42"(1067mm)	JDRW-1842-K			S		S	\$1320.70	\$1339.13	\$1351.38	\$1369.81		
48"(1219mm)	JDRW-1848-K			S		S	\$1376.74	\$1399.79	\$1407.42	\$1430.47		
54"(1372mm)	JDRW-1854-K			S		S	\$1432.78	\$1460.45	\$1463.46	\$1491.13		
60"(1524mm)	JDRW-1860-K			S		S	\$1488.82	\$1521.11	\$1519.50	\$1551.79		
29"(737mm)	24"(610mm)	66"(1676mm)	JDRW-1866-K	S		S	\$1544.86	\$1581.77	\$1575.54	\$1612.45		
		24"(610mm)	JDRW-2424-K	S		S	\$1210.96	\$1215.53	\$1250.70	\$1255.27		
		30"(762mm)	JDRW-2430-K	S		S	\$1267.00	\$1276.19	\$1306.74	\$1315.93		
		36"(914mm)	JDRW-2436-K	S		S	\$1323.04	\$1336.85	\$1362.78	\$1376.59		
		42"(1067mm)	JDRW-2442-K	S		S	\$1379.08	\$1397.51	\$1418.82	\$1437.25		
		48"(1219mm)	JDRW-2448-K	S		S	\$1435.12	\$1458.17	\$1474.86	\$1497.91		
		54"(1372mm)	JDRW-2454-K	S		S	\$1491.16	\$1518.83	\$1530.90	\$1558.57		
29"(737mm)	30"(762mm)	60"(1524mm)	JDRW-2460-K	S		S	\$1547.20	\$1579.49	\$1586.94	\$1619.23		
		66"(1676mm)	JDRW-2466-K	S		S	\$1603.24	\$1640.15	\$1642.98	\$1679.89		
		24"(610mm)	JDRW-3024-K	S		S	\$1269.34	\$1273.91	\$1318.14	\$1322.71		
		30"(762mm)	JDRW-3030-K	S		S	\$1325.38	\$1334.57	\$1374.18	\$1383.37		
		36"(914mm)	JDRW-3036-K	S		S	\$1381.42	\$1395.23	\$1430.22	\$1444.03		
		42"(1067mm)	JDRW-3042-K	S		S	\$1437.46	\$1455.89	\$1486.26	\$1504.69		
		48"(1219mm)	JDRW-3048-K	S		S	\$1493.50	\$1516.55	\$1542.30	\$1565.35		
29"(737mm)	30"(762mm)	54"(1372mm)	JDRW-3054-K	S		S	\$1549.54	\$1577.21	\$1598.34	\$1626.01		
		60"(1524mm)	JDRW-3060-K	S		S	\$1605.58	\$1637.87	\$1654.38	\$1686.67		
		66"(1676mm)	JDRW-3066-K	S		S	\$1661.62	\$1698.53	\$1710.42	\$1747.33		



JDRW-KNFSOSS  
(Right-Hand)

Features

- Includes wood top, steel end panel, steel modesty panel, and hardware for assembly and attachment to adjacent desk shell, single pedestal desk, corner unit, or convergent with end panel.
- Wood veneer top has 3mm edgeband on user and guest edge, and 1mm edgeband on sides.
- Modesty panel is available with or without scallop wireway for cable management; scallop is centered at top of modesty panel.
- Glides provide 1.5"(38mm) adjustment range.
- Field assembled.

Specification Tip

- If using mobile, attached or suspended pedestals, specify the pedestal depth at least 6"(152mm) less than nominal depth of top. See table.

Desk/Pedestal Nominal Depths

Desk Depth	Pedestal Depth
18"(457mm)	N/A
24"(610mm)	18"(457mm)
30"(762mm)	24"(610mm)

To Order, Specify:

- 1) Product number, including:

① Orientation:

- FN** Left-hand  
**NF** Right-hand

② Modesty Panel Height:

- B** 1/3 Height  
**D** 3/4 Height, add \$60.19 list  
**F** Full Height, add \$120.38 list

③ Modesty Panel Cable Management:

- N** No Scallop  
**S** Scallop

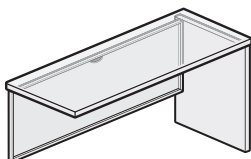
- 2) Wood finish color for top.  
3) Trim color for end panel.  
4) Trim color for modesty panel.



# X Series Returns

Return — Wood Top with Laminate End Panel

Height	Depth	Width	Number	①	②	③	End Panel - Laminate A		End Panel - Laminate B			
							Modesty - Steel Trim A	Trim B	Modesty - Steel Trim A	Trim B		
Top — Wood Group A												
29"(737mm)	18"(457mm)	24"(610mm)	JDRW-1824-K	L		S	\$ 997.17	\$1001.74	\$ 997.17	\$1001.74		
		30"(762mm)	JDRW-1830-K	L		S	1048.29	1057.48	1048.29	1057.48		
		36"(914mm)	JDRW-1836-K	L		S	1099.41	1113.22	1099.41	1113.22		
		42"(1067mm)	JDRW-1842-K	L		S	1150.53	1168.96	1150.53	1168.96		
		48"(1219mm)	JDRW-1848-K	L		S	1201.65	1224.70	1201.65	1224.70		
		54"(1372mm)	JDRW-1854-K	L		S	1252.77	1280.44	1252.77	1280.44		
		60"(1524mm)	JDRW-1860-K	L		S	1303.89	1336.18	1303.89	1336.18		
29"(737mm)	24"(610mm)	66"(1676mm)	JDRW-1866-K	L		S	1355.01	1391.92	1355.01	1391.92		
		24"(610mm)	JDRW-2424-K	L		S	\$1052.73	\$1057.30	\$1052.73	\$1057.30		
		30"(762mm)	JDRW-2430-K	L		S	1103.85	1113.04	1103.85	1113.04		
		36"(914mm)	JDRW-2436-K	L		S	1154.97	1168.78	1154.97	1168.78		
		42"(1067mm)	JDRW-2442-K	L		S	1206.09	1224.52	1206.09	1224.52		
		48"(1219mm)	JDRW-2448-K	L		S	1257.21	1280.26	1257.21	1280.26		
		54"(1372mm)	JDRW-2454-K	L		S	1308.33	1336.00	1308.33	1336.00		
29"(737mm)	30"(762mm)	60"(1524mm)	JDRW-2460-K	L		S	1359.45	1391.74	1359.45	1391.74		
		66"(1676mm)	JDRW-2466-K	L		S	1410.57	1447.48	1410.57	1447.48		
		24"(610mm)	JDRW-3024-K	L		S	\$1108.29	\$1112.86	\$1108.29	\$1112.86		
		30"(762mm)	JDRW-3030-K	L		S	1159.41	1168.60	1159.41	1168.60		
		36"(914mm)	JDRW-3036-K	L		S	1210.53	1224.34	1210.53	1224.34		
		42"(1067mm)	JDRW-3042-K	L		S	1261.65	1280.08	1261.65	1280.08		
		48"(1219mm)	JDRW-3048-K	L		S	1312.77	1335.82	1312.77	1335.82		
29"(737mm)	30"(762mm)	54"(1372mm)	JDRW-3054-K	L		S	1363.89	1391.56	1363.89	1391.56		
		60"(1524mm)	JDRW-3060-K	L		S	1415.01	1447.30	1415.01	1447.30		
		66"(1676mm)	JDRW-3066-K	L		S	1466.13	1503.04	1466.13	1503.04		
		Top — Wood Group B										
		29"(737mm)	18"(457mm)	24"(610mm)	JDRW-1824-K	L		S	\$1042.87	\$1047.44	\$1042.87	\$1047.44
				30"(762mm)	JDRW-1830-K	L		S	1098.91	1108.10	1098.91	1108.10
				36"(914mm)	JDRW-1836-K	L		S	1154.95	1168.76	1154.95	1168.76
42"(1067mm)	JDRW-1842-K			L		S	1210.99	1229.42	1210.99	1229.42		
48"(1219mm)	JDRW-1848-K			L		S	1267.03	1290.08	1267.03	1290.08		
54"(1372mm)	JDRW-1854-K			L		S	1323.07	1350.74	1323.07	1350.74		
60"(1524mm)	JDRW-1860-K			L		S	1379.11	1411.40	1379.11	1411.40		
29"(737mm)	24"(610mm)	66"(1676mm)	JDRW-1866-K	L		S	1435.15	1472.06	1435.15	1472.06		
		24"(610mm)	JDRW-2424-K	L		S	\$1101.25	\$1105.82	\$1101.25	\$1105.82		
		30"(762mm)	JDRW-2430-K	L		S	1157.29	1166.48	1157.29	1166.48		
		36"(914mm)	JDRW-2436-K	L		S	1213.33	1227.14	1213.33	1227.14		
		42"(1067mm)	JDRW-2442-K	L		S	1269.37	1287.80	1269.37	1287.80		
		48"(1219mm)	JDRW-2448-K	L		S	1325.41	1348.46	1325.41	1348.46		
		54"(1372mm)	JDRW-2454-K	L		S	1381.45	1409.12	1381.45	1409.12		
29"(737mm)	30"(762mm)	60"(1524mm)	JDRW-2460-K	L		S	1437.49	1469.78	1437.49	1469.78		
		66"(1676mm)	JDRW-2466-K	L		S	1493.53	1530.44	1493.53	1530.44		
		24"(610mm)	JDRW-3024-K	L		S	\$1159.63	\$1164.20	\$1159.63	\$1164.20		
		30"(762mm)	JDRW-3030-K	L		S	1215.67	1224.86	1215.67	1224.86		
		36"(914mm)	JDRW-3036-K	L		S	1271.71	1285.52	1271.71	1285.52		
		42"(1067mm)	JDRW-3042-K	L		S	1327.75	1346.18	1327.75	1346.18		
		48"(1219mm)	JDRW-3048-K	L		S	1383.79	1406.84	1383.79	1406.84		
29"(737mm)	30"(762mm)	54"(1372mm)	JDRW-3054-K	L		S	1439.83	1467.50	1439.83	1467.50		
		60"(1524mm)	JDRW-3060-K	L		S	1495.87	1528.16	1495.87	1528.16		
		66"(1676mm)	JDRW-3066-K	L		S	1551.91	1588.82	1551.91	1588.82		



JDRW-KNFDSS  
(Right-Hand)

## Features

- Includes wood top, laminate end panel, steel modesty panel, and hardware for assembly and attachment to adjacent desk shell, single pedestal desk, corner unit, or convergent with end panel.
- Wood veneer top has 3mm edgeband on user and guest edge, and 1mm edgeband on sides.
- Modesty panel is available with or without scallop wireway for cable management; scallop is centered at top of modesty panel.
- Glides provide 1.5"(38mm) adjustment range.
- Field assembled.

## Specification Tip

- If using mobile, attached or suspended pedestals, specify the pedestal depth at least 6"(152mm) less than nominal depth of top. See table.

## Desk/Pedestal Nominal Depths

Desk Depth	Pedestal Depth
18"(457mm)	N/A
24"(610mm)	18"(457mm)
30"(762mm)	24"(610mm)

## To Order, Specify:

- Product number, including:

### ① Orientation:

- FN** Left-hand  
**NF** Right-hand

### ② Modesty Panel Height:

- B** 1/3 Height  
**D** 3/4 Height, add \$60.19 list  
**F** Full Height, add \$120.38 list

### ③ Modesty Panel Cable Management:

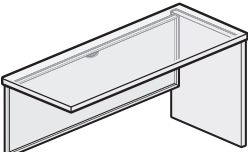
- N** No Scallop  
**S** Scallop

- Wood finish color for top.
- Laminate color for end panel.
- Edge trim color for end panel.
- Trim color for modesty panel.

X Series Returns

Return — Wood Top with Wood End Panel

							End Panel - Wood Group A		End Panel - Wood Group B	
Height	Depth	Width	Number	①	②	③	Modesty - Steel		Modesty - Steel	
							Trim A	Trim B	Trim A	Trim B
Top — Wood Group A										
29”(737mm)	18”(457mm)	24”(610mm)	JDRW-1824-K	W		S	\$1095.92	\$1100.49	\$1173.35	\$1177.92
		30”(762mm)	JDRW-1830-K	W		S	1147.04	1156.23	1224.47	1233.66
		36”(914mm)	JDRW-1836-K	W		S	1198.16	1211.97	1275.59	1289.40
		42”(1067mm)	JDRW-1842-K	W		S	1249.28	1267.71	1326.71	1345.14
		48”(1219mm)	JDRW-1848-K	W		S	1300.40	1323.45	1377.83	1400.88
		54”(1372mm)	JDRW-1854-K	W		S	1351.52	1379.19	1428.95	1456.62
		60”(1524mm)	JDRW-1860-K	W		S	1402.64	1434.93	1480.07	1512.36
		66”(1676mm)	JDRW-1866-K	W		S	1453.76	1490.67	1531.19	1568.10
29”(737mm)	24”(610mm)	24”(610mm)	JDRW-2424-K	W		S	\$1151.48	\$1156.05	\$1230.77	\$1235.34
		30”(762mm)	JDRW-2430-K	W		S	1202.60	1211.79	1281.89	1291.08
		36”(914mm)	JDRW-2436-K	W		S	1253.72	1267.53	1333.01	1346.82
		42”(1067mm)	JDRW-2442-K	W		S	1304.84	1323.27	1384.13	1402.56
		48”(1219mm)	JDRW-2448-K	W		S	1355.96	1379.01	1435.25	1458.30
		54”(1372mm)	JDRW-2454-K	W		S	1407.08	1434.75	1486.37	1514.04
		60”(1524mm)	JDRW-2460-K	W		S	1458.20	1490.49	1537.49	1569.78
		66”(1676mm)	JDRW-2466-K	W		S	1509.32	1546.23	1588.61	1625.52
29”(737mm)	30”(762mm)	24”(610mm)	JDRW-3024-K	W		S	\$1207.04	\$1211.61	\$1288.19	\$1292.76
		30”(762mm)	JDRW-3030-K	W		S	1258.16	1267.35	1339.31	1348.50
		36”(914mm)	JDRW-3036-K	W		S	1309.28	1323.09	1390.43	1404.24
		42”(1067mm)	JDRW-3042-K	W		S	1360.40	1378.83	1441.55	1459.98
		48”(1219mm)	JDRW-3048-K	W		S	1411.52	1434.57	1492.67	1515.72
		54”(1372mm)	JDRW-3054-K	W		S	1462.64	1490.31	1543.79	1571.46
		60”(1524mm)	JDRW-3060-K	W		S	1513.76	1546.05	1594.91	1627.20
		66”(1676mm)	JDRW-3066-K	W		S	1564.88	1601.79	1646.03	1682.94
Top — Wood Group B										
29”(737mm)	18”(457mm)	24”(610mm)	JDRW-1824-K	W		S	\$1141.62	\$1146.19	\$1219.05	\$1223.62
		30”(762mm)	JDRW-1830-K	W		S	1197.66	1206.85	1275.09	1284.28
		36”(914mm)	JDRW-1836-K	W		S	1253.70	1267.51	1331.13	1344.94
		42”(1067mm)	JDRW-1842-K	W		S	1309.74	1328.17	1387.17	1405.60
		48”(1219mm)	JDRW-1848-K	W		S	1365.78	1388.83	1443.21	1466.26
		54”(1372mm)	JDRW-1854-K	W		S	1421.82	1449.49	1499.25	1526.92
		60”(1524mm)	JDRW-1860-K	W		S	1477.86	1510.15	1555.29	1587.58
		66”(1676mm)	JDRW-1866-K	W		S	1533.90	1570.81	1611.33	1648.24
29”(737mm)	24”(610mm)	24”(610mm)	JDRW-2424-K	W		S	\$1200.00	\$1204.57	\$1279.29	\$1283.86
		30”(762mm)	JDRW-2430-K	W		S	1256.04	1265.23	1335.33	1344.52
		36”(914mm)	JDRW-2436-K	W		S	1312.08	1325.89	1391.37	1405.18
		42”(1067mm)	JDRW-2442-K	W		S	1368.12	1386.55	1447.41	1465.84
		48”(1219mm)	JDRW-2448-K	W		S	1424.16	1447.21	1503.45	1526.50
		54”(1372mm)	JDRW-2454-K	W		S	1480.20	1507.87	1559.49	1587.16
		60”(1524mm)	JDRW-2460-K	W		S	1536.24	1568.53	1615.53	1647.82
		66”(1676mm)	JDRW-2466-K	W		S	1592.28	1629.19	1671.57	1708.48
29”(737mm)	30”(762mm)	24”(610mm)	JDRW-3024-K	W		S	\$1258.38	\$1262.95	\$1339.53	\$1344.10
		30”(762mm)	JDRW-3030-K	W		S	1314.42	1323.61	1395.57	1404.76
		36”(914mm)	JDRW-3036-K	W		S	1370.46	1384.27	1451.61	1465.42
		42”(1067mm)	JDRW-3042-K	W		S	1426.50	1444.93	1507.65	1526.08
		48”(1219mm)	JDRW-3048-K	W		S	1482.54	1505.59	1563.69	1586.74
		54”(1372mm)	JDRW-3054-K	W		S	1538.58	1566.25	1619.73	1647.40
		60”(1524mm)	JDRW-3060-K	W		S	1594.62	1626.91	1675.77	1708.06
		66”(1676mm)	JDRW-3066-K	W		S	1650.66	1687.57	1731.81	1768.72



JDRW-KNFWDS  
(Right-Hand)

Features

- Includes wood top, wood end panel, steel modesty panel, and hardware for assembly and attachment to adjacent desk shell, single pedestal desk, corner unit, or convergent with end panel.
- Wood veneer top has 3mm edgeband on user and guest edge, and 1mm edgeband on sides.
- Modesty panel is available with or without scallop wireway for cable management; scallop is centered at top of modesty panel.
- Glides provide 1.5"(38mm) adjustment range.
- Field assembled.

Specification Tip

- If using mobile, attached or suspended pedestals, specify the pedestal depth at least 6"(152mm) less than nominal depth of top. See table.

Desk/Pedestal Nominal Depths

Desk Depth	Pedestal Depth
18"(457mm)	N/A
24"(610mm)	18"(457mm)
30"(762mm)	24"(610mm)

To Order, Specify:

- 1) Product number, including:

① Orientation:

- FN** Left-hand  
**NF** Right-hand

② Modesty Panel Height:

- B** 1/3 Height  
**D** 3/4 Height, add \$60.19 list  
**F** Full Height, add \$120.38 list

③ Modesty Panel Cable Management:

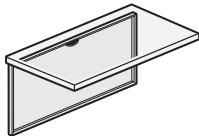
- N** No Scallop  
**S** Scallop

- 2) Wood finish color for top.  
3) Wood finish color for end panel.  
4) Trim color for modesty panel.

## X Series Bridges

Bridge — Laminate Top

Height	Depth	Width	Number	① ②	Top - Laminate A Modesty - Steel		Top - Laminate B Modesty - Steel	
					Trim A	Trim B	Trim A	Trim B
29"(737mm)	18"(457mm)	24"(610mm)	JDBL-1824-JNNN	■ ■ S	\$435.86	\$440.43	\$435.86	\$440.43
		30"(762mm)	JDBL-1830-JNNN	■ ■ S	486.98	496.17	486.98	496.17
		36"(914mm)	JDBL-1836-JNNN	■ ■ S	538.10	551.91	538.10	551.91
		42"(1067mm)	JDBL-1842-JNNN	■ ■ S	589.22	607.65	589.22	607.65
		48"(1219mm)	JDBL-1848-JNNN	■ ■ S	640.34	663.39	640.34	663.39
		54"(1372mm)	JDBL-1854-JNNN	■ ■ S	691.46	719.13	691.46	719.13
		60"(1524mm)	JDBL-1860-JNNN	■ ■ S	742.58	774.87	742.58	774.87
29"(737mm)	24"(610mm)	24"(610mm)	JDBL-2424-JNNN	■ ■ S	\$465.32	\$469.89	\$465.32	\$469.89
		30"(762mm)	JDBL-2430-JNNN	■ ■ S	516.44	525.63	516.44	525.63
		36"(914mm)	JDBL-2436-JNNN	■ ■ S	567.56	581.37	567.56	581.37
		42"(1067mm)	JDBL-2442-JNNN	■ ■ S	618.68	637.11	618.68	637.11
		48"(1219mm)	JDBL-2448-JNNN	■ ■ S	669.80	692.85	669.80	692.85
		54"(1372mm)	JDBL-2454-JNNN	■ ■ S	720.92	748.59	720.92	748.59
		60"(1524mm)	JDBL-2460-JNNN	■ ■ S	772.04	804.33	772.04	804.33
29"(737mm)	30"(762mm)	24"(610mm)	JDBL-3024-JNNN	■ ■ S	\$494.78	\$499.35	\$494.78	\$499.35
		30"(762mm)	JDBL-3030-JNNN	■ ■ S	545.90	555.09	545.90	555.09
		36"(914mm)	JDBL-3036-JNNN	■ ■ S	597.02	610.83	597.02	610.83
		42"(1067mm)	JDBL-3042-JNNN	■ ■ S	648.14	666.57	648.14	666.57
		48"(1219mm)	JDBL-3048-JNNN	■ ■ S	699.26	722.31	699.26	722.31
		54"(1372mm)	JDBL-3054-JNNN	■ ■ S	750.38	778.05	750.38	778.05
		60"(1524mm)	JDBL-3060-JNNN	■ ■ S	801.50	833.79	801.50	833.79
29"(737mm)	30"(762mm)	66"(1676mm)	JDBL-3066-JNNN	■ ■ S	852.62	889.53	852.62	889.53



JDBL-JNNNDSS

### Features

- Includes laminate top, steel modesty panel, and hardware for assembly and attachment to adjacent desk shell, single pedestal desk, corner unit, or convergent with end panel.
- High-pressure laminate top has 3mm edgeband on user and guest edge, and 1mm edgeband on sides.
- Modesty panel is available with or without scallop wireway for cable management; scallop is centered at top of modesty panel.
- Field assembled.

### To Order, Specify:

- 1) Product number, including:

#### ① Modesty Panel Height:

- B** 1/3 Height
- D** 3/4 Height, add **\$60.19** list
- F** Full Height, add **\$120.38** list

#### ② Modesty Panel Cable Management:

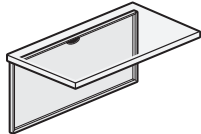
- N** No Scallop
- S** Scallop

- 2) Laminate color for top.
- 3) Edge trim color for top.
- 4) Trim color for modesty panel.

## X Series Bridges

### Bridge — Wood Top

Height	Depth	Width	Number	① ②	Top - Wood Group A Modesty - Steel		Top - Wood Group B Modesty - Steel	
					Trim A	Trim B	Trim A	Trim B
29"(737mm)	18"(457mm)	24"(610mm)	JDBW-1824-KNNN	■ ■ S	\$ 660.96	\$ 665.53	\$ 706.66	\$ 711.23
		30"(762mm)	JDBW-1830-KNNN	■ ■ S	712.08	721.27	762.70	771.89
		36"(914mm)	JDBW-1836-KNNN	■ ■ S	763.20	777.01	818.74	832.55
		42"(1067mm)	JDBW-1842-KNNN	■ ■ S	814.32	832.75	874.78	893.21
		48"(1219mm)	JDBW-1848-KNNN	■ ■ S	865.44	888.49	930.82	953.87
		54"(1372mm)	JDBW-1854-KNNN	■ ■ S	916.56	944.23	986.86	1014.53
		60"(1524mm)	JDBW-1860-KNNN	■ ■ S	967.68	999.97	1042.90	1075.19
29"(737mm)	24"(610mm)	66"(1676mm)	JDBW-1866-KNNN	■ ■ S	1018.80	1055.71	1098.94	1135.85
		24"(610mm)	JDBW-2424-KNNN	■ ■ S	\$ 706.32	\$ 710.89	\$ 754.84	\$ 759.41
		30"(762mm)	JDBW-2430-KNNN	■ ■ S	757.44	766.63	810.88	820.07
		36"(914mm)	JDBW-2436-KNNN	■ ■ S	808.56	822.37	866.92	880.73
		42"(1067mm)	JDBW-2442-KNNN	■ ■ S	859.68	878.11	922.96	941.39
		48"(1219mm)	JDBW-2448-KNNN	■ ■ S	910.80	933.85	979.00	1002.05
		54"(1372mm)	JDBW-2454-KNNN	■ ■ S	961.92	989.59	1035.04	1062.71
29"(737mm)	30"(762mm)	60"(1524mm)	JDBW-2460-KNNN	■ ■ S	1013.04	1045.33	1091.08	1123.37
		66"(1676mm)	JDBW-2466-KNNN	■ ■ S	1064.16	1101.07	1147.12	1184.03
		24"(610mm)	JDBW-3024-KNNN	■ ■ S	\$ 751.68	\$ 756.25	\$ 803.02	\$ 807.59
		30"(762mm)	JDBW-3030-KNNN	■ ■ S	802.80	811.99	859.06	868.25
		36"(914mm)	JDBW-3036-KNNN	■ ■ S	853.92	867.73	915.10	928.91
		42"(1067mm)	JDBW-3042-KNNN	■ ■ S	905.04	923.47	971.14	989.57
		48"(1219mm)	JDBW-3048-KNNN	■ ■ S	956.16	979.21	1027.18	1050.23
29"(737mm)	30"(762mm)	54"(1372mm)	JDBW-3054-KNNN	■ ■ S	1007.28	1034.95	1083.22	1110.89
		60"(1524mm)	JDBW-3060-KNNN	■ ■ S	1058.40	1090.69	1139.26	1171.55
		66"(1676mm)	JDBW-3066-KNNN	■ ■ S	1109.52	1146.43	1195.30	1232.21



JDBW-KNNNDSS

#### Features

- Includes wood top, steel modesty panel, and hardware for assembly and attachment to adjacent desk shell, single pedestal desk, corner unit, or convergent with end panel.
- Wood veneer top has 3mm edgeband on user and guest edge, and 1mm edgeband on sides.
- Modesty panel is available with or without scallop wireway for cable management; scallop is centered at top of modesty panel.
- Field assembled.

#### To Order, Specify:

- Product number, including:

#### ① Modesty Panel Height:

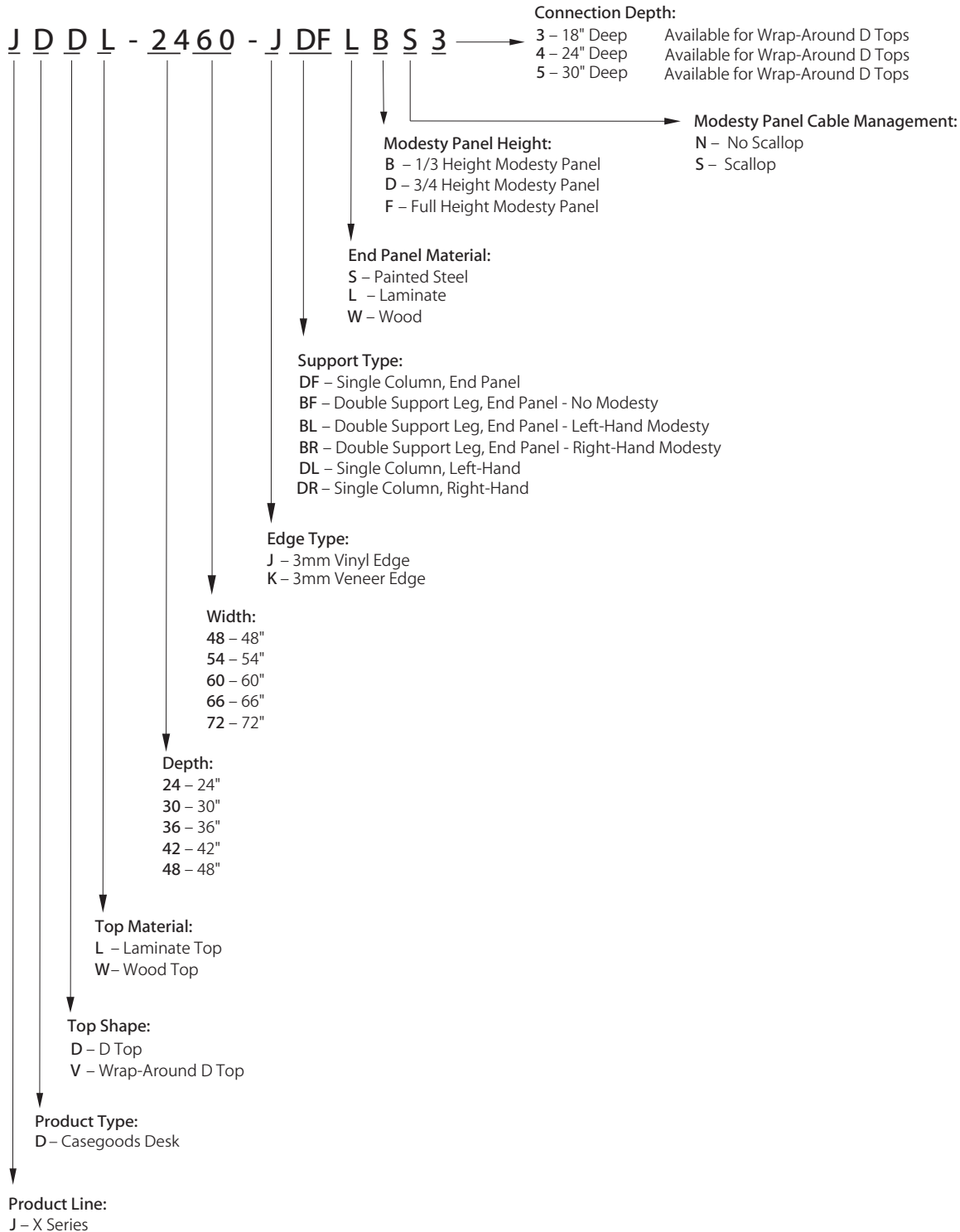
- B** 1/3 Height
- D** 3/4 Height, add \$60.19 list
- F** Full Height, add \$120.38 list

#### ② Modesty Panel Cable Management:

- N** No Scallop
- S** Scallop

- Wood finish color for top.
- Trim color for modesty panel.

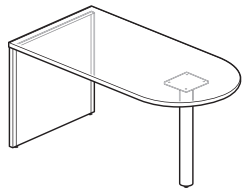
# X Series Convergents — Catalog Logic



## X Series Convergents

D-Top — Laminate Top with Column and Steel End Panel

Height	Width	Length	Number	End Panel - Steel Trim A		End Panel - Steel Trim B	
				Column - Steel Trim A	Trim B	Column - Steel Trim A	Trim B
Top — Laminate A							
29”(737mm)	24”(610mm)	48”(1219mm)	JDDL-2448-JDFS	\$1155.81	\$1167.52	\$1186.21	\$1197.92
		54”(1372mm)	JDDL-2454-JDFS	1220.19	1231.90	1250.59	1262.30
		60”(1524mm)	JDDL-2460-JDFS	1284.57	1296.28	1314.97	1326.68
		66”(1676mm)	JDDL-2466-JDFS	1348.95	1360.66	1379.35	1391.06
		72”(1829mm)	JDDL-2472-JDFS	1413.33	1425.04	1443.73	1455.44
29”(737mm)	30”(762mm)	48”(1219mm)	JDDL-3048-JDFS	\$1200.21	\$1211.92	\$1239.97	\$1251.68
		54”(1372mm)	JDDL-3054-JDFS	1264.59	1276.30	1304.35	1316.06
		60”(1524mm)	JDDL-3060-JDFS	1328.97	1340.68	1368.73	1380.44
		66”(1676mm)	JDDL-3066-JDFS	1393.35	1405.06	1433.11	1444.82
		72”(1829mm)	JDDL-3072-JDFS	1457.73	1469.44	1497.49	1509.20
29”(737mm)	36”(914mm)	48”(1219mm)	JDDL-3648-JDFS	\$1244.61	\$1256.32	\$1293.73	\$1305.44
		54”(1372mm)	JDDL-3654-JDFS	1308.99	1320.70	1358.11	1369.82
		60”(1524mm)	JDDL-3660-JDFS	1373.37	1385.08	1422.49	1434.20
		66”(1676mm)	JDDL-3666-JDFS	1437.75	1449.46	1486.87	1498.58
		72”(1829mm)	JDDL-3672-JDFS	1502.13	1513.84	1551.25	1562.96
Top — Laminate B							
29”(737mm)	24”(610mm)	48”(1219mm)	JDDL-2448-JDFS	\$1155.81	\$1167.52	\$1186.21	\$1197.92
		54”(1372mm)	JDDL-2454-JDFS	1220.19	1231.90	1250.59	1262.30
		60”(1524mm)	JDDL-2460-JDFS	1284.57	1296.28	1314.97	1326.68
		66”(1676mm)	JDDL-2466-JDFS	1348.95	1360.66	1379.35	1391.06
		72”(1829mm)	JDDL-2472-JDFS	1413.33	1425.04	1443.73	1455.44
29”(737mm)	30”(762mm)	48”(1219mm)	JDDL-3048-JDFS	\$1200.21	\$1211.92	\$1239.97	\$1251.68
		54”(1372mm)	JDDL-3054-JDFS	1264.59	1276.30	1304.35	1316.06
		60”(1524mm)	JDDL-3060-JDFS	1328.97	1340.68	1368.73	1380.44
		66”(1676mm)	JDDL-3066-JDFS	1393.35	1405.06	1433.11	1444.82
		72”(1829mm)	JDDL-3072-JDFS	1457.73	1469.44	1497.49	1509.20
29”(737mm)	36”(914mm)	48”(1219mm)	JDDL-3648-JDFS	\$1244.61	\$1256.32	\$1293.73	\$1305.44
		54”(1372mm)	JDDL-3654-JDFS	1308.99	1320.70	1358.11	1369.82
		60”(1524mm)	JDDL-3660-JDFS	1373.37	1385.08	1422.49	1434.20
		66”(1676mm)	JDDL-3666-JDFS	1437.75	1449.46	1486.87	1498.58
		72”(1829mm)	JDDL-3672-JDFS	1502.13	1513.84	1551.25	1562.96



JDDL-JDS

### Features

- Includes laminate top, steel end panel, steel column, and hardware for assembly and attachment to adjoining caseload.
- High-pressure laminate top has 3mm edgeband on the perimeter and 1mm edgeband on the back.
- Glides provide 1.5"(38mm) adjustment range.
- Field assembled.

### Specification Tips

- Not for use as a stand-alone caseload. Must be attached to a return or bridge.
- A separately specified Worksurface Reinforcement Channel provides worksurface reinforcement to minimize deflection. Recommended for heavily loaded worksurface applications.

### To Order, Specify:

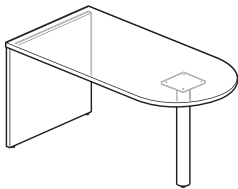
- 1) Product number.
- 2) Laminate color for top.
- 3) Edge trim color for top.
- 4) Trim color for end panel.
- 5) Trim color for column.



## X Series Convergents

D-Top — Laminate Top with Column and Laminate End Panel

Height	Width	Length	Number	End Panel - Laminate A		End Panel - Laminate B	
				Column - Steel Trim A	Trim B	Column - Steel Trim A	Trim B
Top — Laminate A							
29”(737mm)	24”(610mm)	48”(1219mm)	JDDL-2448-JDFL	\$1054.04	\$1065.75	\$1054.04	\$1065.75
		54”(1372mm)	JDDL-2454-JDFL	1118.42	1130.13	1118.42	1130.13
		60”(1524mm)	JDDL-2460-JDFL	1182.80	1194.51	1182.80	1194.51
		66”(1676mm)	JDDL-2466-JDFL	1247.18	1258.89	1247.18	1258.89
		72”(1829mm)	JDDL-2472-JDFL	1311.56	1323.27	1311.56	1323.27
29”(737mm)	30”(762mm)	48”(1219mm)	JDDL-3048-JDFL	\$1098.44	\$1110.15	\$1098.44	\$1110.15
		54”(1372mm)	JDDL-3054-JDFL	1162.82	1174.53	1162.82	1174.53
		60”(1524mm)	JDDL-3060-JDFL	1227.20	1238.91	1227.20	1238.91
		66”(1676mm)	JDDL-3066-JDFL	1291.58	1303.29	1291.58	1303.29
		72”(1829mm)	JDDL-3072-JDFL	1355.96	1367.67	1355.96	1367.67
29”(737mm)	36”(914mm)	48”(1219mm)	JDDL-3648-JDFL	\$1142.84	\$1154.55	\$1142.84	\$1154.55
		54”(1372mm)	JDDL-3654-JDFL	1207.22	1218.93	1207.22	1218.93
		60”(1524mm)	JDDL-3660-JDFL	1271.60	1283.31	1271.60	1283.31
		66”(1676mm)	JDDL-3666-JDFL	1335.98	1347.69	1335.98	1347.69
		72”(1829mm)	JDDL-3672-JDFL	1400.36	1412.07	1400.36	1412.07
Top — Laminate B							
29”(737mm)	24”(610mm)	48”(1219mm)	JDDL-2448-JDFL	\$1054.04	\$1065.75	\$1054.04	\$1065.75
		54”(1372mm)	JDDL-2454-JDFL	1118.42	1130.13	1118.42	1130.13
		60”(1524mm)	JDDL-2460-JDFL	1182.80	1194.51	1182.80	1194.51
		66”(1676mm)	JDDL-2466-JDFL	1247.18	1258.89	1247.18	1258.89
		72”(1829mm)	JDDL-2472-JDFL	1311.56	1323.27	1311.56	1323.27
29”(737mm)	30”(762mm)	48”(1219mm)	JDDL-3048-JDFL	\$1098.44	\$1110.15	\$1098.44	\$1110.15
		54”(1372mm)	JDDL-3054-JDFL	1162.82	1174.53	1162.82	1174.53
		60”(1524mm)	JDDL-3060-JDFL	1227.20	1238.91	1227.20	1238.91
		66”(1676mm)	JDDL-3066-JDFL	1291.58	1303.29	1291.58	1303.29
		72”(1829mm)	JDDL-3072-JDFL	1355.96	1367.67	1355.96	1367.67
29”(737mm)	36”(914mm)	48”(1219mm)	JDDL-3648-JDFL	\$1142.84	\$1154.55	\$1142.84	\$1154.55
		54”(1372mm)	JDDL-3654-JDFL	1207.22	1218.93	1207.22	1218.93
		60”(1524mm)	JDDL-3660-JDFL	1271.60	1283.31	1271.60	1283.31
		66”(1676mm)	JDDL-3666-JDFL	1335.98	1347.69	1335.98	1347.69
		72”(1829mm)	JDDL-3672-JDFL	1400.36	1412.07	1400.36	1412.07



JDDL-JDFL

### Features

- Includes laminate top, laminate end panel, steel column, and hardware for assembly and attachment to adjoining caseload.
- High-pressure laminate top has 3mm edgeband on the perimeter and 1mm edgeband on the back.
- Glides provide 1.5"(38mm) adjustment range.
- Field assembled.

### Specification Tips

- Not for use as a stand-alone caseload. Must be attached to a return or bridge.
- A separately specified Worksurface Reinforcement Channel provides worksurface reinforcement to minimize deflection. Recommended for heavily loaded worksurface applications.

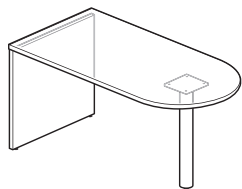
### To Order, Specify:

- 1) Product number.
- 2) Laminate color for top.
- 3) Edge trim color for top.
- 4) Laminate color for end panel.
- 5) Edge trim color for end panel.
- 6) Trim color for column.

## X Series Convergents

D-Top — Laminate Top with Column and Wood End Panel

				End Panel - Wood Group A		End Panel - Wood Group B	
Height	Width	Length	Number	Column - Steel Trim A	Trim B	Column - Steel Trim A	Trim B
Top — Laminate A							
29”(737mm)	24”(610mm)	48”(1219mm)	JDDL-2448-JDFW	\$1213.13	\$1224.84	\$1294.75	\$1306.46
		54”(1372mm)	JDDL-2454-JDFW	1277.51	1289.22	1359.13	1370.84
		60”(1524mm)	JDDL-2460-JDFW	1341.89	1353.60	1423.51	1435.22
		66”(1676mm)	JDDL-2466-JDFW	1406.27	1417.98	1487.89	1499.60
		72”(1829mm)	JDDL-2472-JDFW	1470.65	1482.36	1552.27	1563.98
29”(737mm)	30”(762mm)	48”(1219mm)	JDDL-3048-JDFW	\$1257.53	\$1269.24	\$1341.13	\$1352.84
		54”(1372mm)	JDDL-3054-JDFW	1321.91	1333.62	1405.51	1417.22
		60”(1524mm)	JDDL-3060-JDFW	1386.29	1398.00	1469.89	1481.60
		66”(1676mm)	JDDL-3066-JDFW	1450.67	1462.38	1534.27	1545.98
		72”(1829mm)	JDDL-3072-JDFW	1515.05	1526.76	1598.65	1610.36
29”(737mm)	36”(914mm)	48”(1219mm)	JDDL-3648-JDFW	\$1301.93	\$1313.64	\$1387.51	\$1399.22
		54”(1372mm)	JDDL-3654-JDFW	1366.31	1378.02	1451.89	1463.60
		60”(1524mm)	JDDL-3660-JDFW	1430.69	1442.40	1516.27	1527.98
		66”(1676mm)	JDDL-3666-JDFW	1495.07	1506.78	1580.65	1592.36
		72”(1829mm)	JDDL-3672-JDFW	1559.45	1571.16	1645.03	1656.74
Top — Laminate B							
29”(737mm)	24”(610mm)	48”(1219mm)	JDDL-2448-JDFW	\$1213.13	\$1224.84	\$1294.75	\$1306.46
		54”(1372mm)	JDDL-2454-JDFW	1277.51	1289.22	1359.13	1370.84
		60”(1524mm)	JDDL-2460-JDFW	1341.89	1353.60	1423.51	1435.22
		66”(1676mm)	JDDL-2466-JDFW	1406.27	1417.98	1487.89	1499.60
		72”(1829mm)	JDDL-2472-JDFW	1470.65	1482.36	1552.27	1563.98
29”(737mm)	30”(762mm)	48”(1219mm)	JDDL-3048-JDFW	\$1257.53	\$1269.24	\$1341.13	\$1352.84
		54”(1372mm)	JDDL-3054-JDFW	1321.91	1333.62	1405.51	1417.22
		60”(1524mm)	JDDL-3060-JDFW	1386.29	1398.00	1469.89	1481.60
		66”(1676mm)	JDDL-3066-JDFW	1450.67	1462.38	1534.27	1545.98
		72”(1829mm)	JDDL-3072-JDFW	1515.05	1526.76	1598.65	1610.36
29”(737mm)	36”(914mm)	48”(1219mm)	JDDL-3648-JDFW	\$1301.93	\$1313.64	\$1387.51	\$1399.22
		54”(1372mm)	JDDL-3654-JDFW	1366.31	1378.02	1451.89	1463.60
		60”(1524mm)	JDDL-3660-JDFW	1430.69	1442.40	1516.27	1527.98
		66”(1676mm)	JDDL-3666-JDFW	1495.07	1506.78	1580.65	1592.36
		72”(1829mm)	JDDL-3672-JDFW	1559.45	1571.16	1645.03	1656.74



JDDL-JDFW

### Features

- Includes laminate top, wood end panel, steel column, and hardware for assembly and attachment to adjoining caseload.
- High-pressure laminate top has 3mm edgeband on the perimeter and 1mm edgeband on the back.
- Must be attached to a return or bridge.
- Glides provide 1.5"(38mm) adjustment range.
- Field assembled.

### Specification Tips

- Not for use as a stand-alone caseload. Must be attached to a return or bridge.
- A separately specified Worksurface Reinforcement Channel provides worksurface reinforcement to minimize deflection. Recommended for heavily loaded worksurface applications.

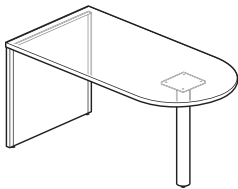
### To Order, Specify:

- 1) Product number.
- 2) Laminate color for top.
- 3) Edge trim color for top.
- 4) Wood finish color for end panel.
- 5) Trim color for column.

## X Series Convergents

D-Top — Wood Top with Column and Steel End Panel

				End Panel - Steel Trim A		End Panel - Steel Trim B	
Height	Width	Length	Number	Column - Steel Trim A	Trim B	Column - Steel Trim A	Trim B
Top — Wood Group A							
29”(737mm)	24”(610mm)	48”(1219mm)	JDDW-2448-KDFS	\$1494.92	\$1506.63	\$1525.32	\$1537.03
		54”(1372mm)	JDDW-2454-KDFS	1577.96	1589.67	1608.36	1620.07
		60”(1524mm)	JDDW-2460-KDFS	1661.00	1672.71	1691.40	1703.11
		66”(1676mm)	JDDW-2466-KDFS	1744.04	1755.75	1774.44	1786.15
		72”(1829mm)	JDDW-2472-KDFS	1827.08	1838.79	1857.48	1869.19
29”(737mm)	30”(762mm)	48”(1219mm)	JDDW-3048-KDFS	\$1551.02	\$1562.73	\$1590.78	\$1602.49
		54”(1372mm)	JDDW-3054-KDFS	1634.06	1645.77	1673.82	1685.53
		60”(1524mm)	JDDW-3060-KDFS	1717.10	1728.81	1756.86	1768.57
		66”(1676mm)	JDDW-3066-KDFS	1800.14	1811.85	1839.90	1851.61
		72”(1829mm)	JDDW-3072-KDFS	1883.18	1894.89	1922.94	1934.65
29”(737mm)	36”(914mm)	48”(1219mm)	JDDW-3648-KDFS	\$1607.12	\$1618.83	\$1656.24	\$1667.95
		54”(1372mm)	JDDW-3654-KDFS	1690.16	1701.87	1739.28	1750.99
		60”(1524mm)	JDDW-3660-KDFS	1773.20	1784.91	1822.32	1834.03
		66”(1676mm)	JDDW-3666-KDFS	1856.24	1867.95	1905.36	1917.07
		72”(1829mm)	JDDW-3672-KDFS	1939.28	1950.99	1988.40	2000.11
Top — Wood Group B							
29”(737mm)	24”(610mm)	48”(1219mm)	JDDW-2448-KDFS	\$1578.40	\$1590.11	\$1608.80	\$1620.51
		54”(1372mm)	JDDW-2454-KDFS	1676.32	1688.03	1706.72	1718.43
		60”(1524mm)	JDDW-2460-KDFS	1774.24	1785.95	1804.64	1816.35
		66”(1676mm)	JDDW-2466-KDFS	1872.16	1883.87	1902.56	1914.27
		72”(1829mm)	JDDW-2472-KDFS	1970.08	1981.79	2000.48	2012.19
29”(737mm)	30”(762mm)	48”(1219mm)	JDDW-3048-KDFS	\$1642.72	\$1654.43	\$1682.48	\$1694.19
		54”(1372mm)	JDDW-3054-KDFS	1740.64	1752.35	1780.40	1792.11
		60”(1524mm)	JDDW-3060-KDFS	1838.56	1850.27	1878.32	1890.03
		66”(1676mm)	JDDW-3066-KDFS	1936.48	1948.19	1976.24	1987.95
		72”(1829mm)	JDDW-3072-KDFS	2034.40	2046.11	2074.16	2085.87
29”(737mm)	36”(914mm)	48”(1219mm)	JDDW-3648-KDFS	\$1707.04	\$1718.75	\$1756.16	\$1767.87
		54”(1372mm)	JDDW-3654-KDFS	1804.96	1816.67	1854.08	1865.79
		60”(1524mm)	JDDW-3660-KDFS	1902.88	1914.59	1952.00	1963.71
		66”(1676mm)	JDDW-3666-KDFS	2000.80	2012.51	2049.92	2061.63
		72”(1829mm)	JDDW-3672-KDFS	2098.72	2110.43	2147.84	2159.55



JDDW-KDFS

### Features

- Includes wood top, steel end panel, steel column, and hardware for assembly and attachment to adjoining caseload.
- Wood veneer top has 3mm edgeband on the perimeter and 1mm edgeband on the back.
- Glides provide 1.5"(38mm) adjustment range.
- Field assembled.

### Specification Tips

- Not for use as a stand-alone caseload. Must be attached to a return or bridge.
- A separately specified Worksurface Reinforcement Channel provides worksurface reinforcement to minimize deflection. Recommended for heavily loaded worksurface applications.

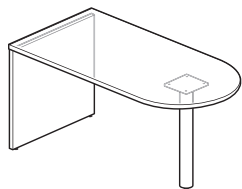
### To Order, Specify:

- 1) Product number.
- 2) Wood finish color for top.
- 3) Trim color for end panel.
- 4) Trim color for column.

## X Series Convergents

D-Top — Wood Top with Column and Laminate End Panel

Height	Width	Length	Number	End Panel - Laminate A		End Panel - Laminate B	
				Column - Steel Trim A	Trim B	Column - Steel Trim A	Trim B
Top — Wood Group A							
29”(737mm)	24”(610mm)	48”(1219mm)	JDDW-2448-KDFL	\$1393.15	\$1404.86	\$1393.15	\$1404.86
		54”(1372mm)	JDDW-2454-KDFL	1476.19	1487.90	1476.19	1487.90
		60”(1524mm)	JDDW-2460-KDFL	1559.23	1570.94	1559.23	1570.94
		66”(1676mm)	JDDW-2466-KDFL	1642.27	1653.98	1642.27	1653.98
		72”(1829mm)	JDDW-2472-KDFL	1725.31	1737.02	1725.31	1737.02
29”(737mm)	30”(762mm)	48”(1219mm)	JDDW-3048-KDFL	\$1449.25	\$1460.96	\$1449.25	\$1460.96
		54”(1372mm)	JDDW-3054-KDFL	1532.29	1544.00	1532.29	1544.00
		60”(1524mm)	JDDW-3060-KDFL	1615.33	1627.04	1615.33	1627.04
		66”(1676mm)	JDDW-3066-KDFL	1698.37	1710.08	1698.37	1710.08
		72”(1829mm)	JDDW-3072-KDFL	1781.41	1793.12	1781.41	1793.12
29”(737mm)	36”(914mm)	48”(1219mm)	JDDW-3648-KDFL	\$1505.35	\$1517.06	\$1505.35	\$1517.06
		54”(1372mm)	JDDW-3654-KDFL	1588.39	1600.10	1588.39	1600.10
		60”(1524mm)	JDDW-3660-KDFL	1671.43	1683.14	1671.43	1683.14
		66”(1676mm)	JDDW-3666-KDFL	1754.47	1766.18	1754.47	1766.18
		72”(1829mm)	JDDW-3672-KDFL	1837.51	1849.22	1837.51	1849.22
Top — Wood Group B							
29”(737mm)	24”(610mm)	48”(1219mm)	JDDW-2448-KDFL	\$1476.63	\$1488.34	\$1476.63	\$1488.34
		54”(1372mm)	JDDW-2454-KDFL	1574.55	1586.26	1574.55	1586.26
		60”(1524mm)	JDDW-2460-KDFL	1672.47	1684.18	1672.47	1684.18
		66”(1676mm)	JDDW-2466-KDFL	1770.39	1782.10	1770.39	1782.10
		72”(1829mm)	JDDW-2472-KDFL	1868.31	1880.02	1868.31	1880.02
29”(737mm)	30”(762mm)	48”(1219mm)	JDDW-3048-KDFL	\$1540.95	\$1552.66	\$1540.95	\$1552.66
		54”(1372mm)	JDDW-3054-KDFL	1638.87	1650.58	1638.87	1650.58
		60”(1524mm)	JDDW-3060-KDFL	1736.79	1748.50	1736.79	1748.50
		66”(1676mm)	JDDW-3066-KDFL	1834.71	1846.42	1834.71	1846.42
		72”(1829mm)	JDDW-3072-KDFL	1932.63	1944.34	1932.63	1944.34
29”(737mm)	36”(914mm)	48”(1219mm)	JDDW-3648-KDFL	\$1605.27	\$1616.98	\$1605.27	\$1616.98
		54”(1372mm)	JDDW-3654-KDFL	1703.19	1714.90	1703.19	1714.90
		60”(1524mm)	JDDW-3660-KDFL	1801.11	1812.82	1801.11	1812.82
		66”(1676mm)	JDDW-3666-KDFL	1899.03	1910.74	1899.03	1910.74
		72”(1829mm)	JDDW-3672-KDFL	1996.95	2008.66	1996.95	2008.66



JDDW-KDFL

### Features

- Includes wood top, laminate end panel, steel column, and hardware for assembly and attachment to adjoining caseload.
- Wood veneer top has 3mm edgeband on the perimeter and 1mm edgeband on the back.
- Glides provide 1.5"(38mm) adjustment range.
- Field assembled.

### Specification Tips

- Not for use as a stand-alone caseload. Must be attached to a return or bridge.
- A separately specified Worksurface Reinforcement Channel provides worksurface reinforcement to minimize deflection. Recommended for heavily loaded worksurface applications.

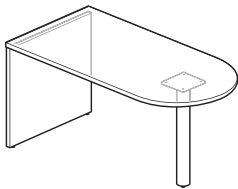
### To Order, Specify:

- 1) Product number.
- 2) Wood finish color for top.
- 3) Laminate color for end panel.
- 4) Edge trim color for end panel.
- 5) Trim color for column.

## X Series Convergents

D-Top — Wood Top with Column and Wood End Panel

				End Panel - Wood Group A		End Panel - Wood Group B	
Height	Width	Length	Number	Column - Painted Trim A	Trim B	Column - Painted Trim A	Trim B
Top — Wood Group A							
29”(737mm)	24”(610mm)	48”(1219mm)	JDDW-2448-KDFW	\$1552.24	\$1563.95	\$1633.86	\$1645.57
		54”(1372mm)	JDDW-2454-KDFW	1635.28	1646.99	1716.90	1728.61
		60”(1524mm)	JDDW-2460-KDFW	1718.32	1730.03	1799.94	1811.65
		66”(1676mm)	JDDW-2466-KDFW	1801.36	1813.07	1882.98	1894.69
		72”(1829mm)	JDDW-2472-KDFW	1884.40	1896.11	1966.02	1977.73
29”(737mm)	30”(762mm)	48”(1219mm)	JDDW-3048-KDFW	\$1608.34	\$1620.05	\$1691.94	\$1703.65
		54”(1372mm)	JDDW-3054-KDFW	1691.38	1703.09	1774.98	1786.69
		60”(1524mm)	JDDW-3060-KDFW	1774.42	1786.13	1858.02	1869.73
		66”(1676mm)	JDDW-3066-KDFW	1857.46	1869.17	1941.06	1952.77
		72”(1829mm)	JDDW-3072-KDFW	1940.50	1952.21	2024.10	2035.81
29”(737mm)	36”(914mm)	48”(1219mm)	JDDW-3648-KDFW	\$1664.44	\$1676.15	\$1750.02	\$1761.73
		54”(1372mm)	JDDW-3654-KDFW	1747.48	1759.19	1833.06	1844.77
		60”(1524mm)	JDDW-3660-KDFW	1830.52	1842.23	1916.10	1927.81
		66”(1676mm)	JDDW-3666-KDFW	1913.56	1925.27	1999.14	2010.85
		72”(1829mm)	JDDW-3672-KDFW	1996.60	2008.31	2082.18	2093.89
Top — Wood Group B							
29”(737mm)	24”(610mm)	48”(1219mm)	JDDW-2448-KDFW	\$1635.72	\$1647.43	\$1717.34	\$1729.05
		54”(1372mm)	JDDW-2454-KDFW	1733.64	1745.35	1815.26	1826.97
		60”(1524mm)	JDDW-2460-KDFW	1831.56	1843.27	1913.18	1924.89
		66”(1676mm)	JDDW-2466-KDFW	1929.48	1941.19	2011.10	2022.81
		72”(1829mm)	JDDW-2472-KDFW	2027.40	2039.11	2109.02	2120.73
29”(737mm)	30”(762mm)	48”(1219mm)	JDDW-3048-KDFW	\$1700.04	\$1711.75	\$1783.64	\$1795.35
		54”(1372mm)	JDDW-3054-KDFW	1797.96	1809.67	1881.56	1893.27
		60”(1524mm)	JDDW-3060-KDFW	1895.88	1907.59	1979.48	1991.19
		66”(1676mm)	JDDW-3066-KDFW	1993.80	2005.51	2077.40	2089.11
		72”(1829mm)	JDDW-3072-KDFW	2091.72	2103.43	2175.32	2187.03
29”(737mm)	36”(914mm)	48”(1219mm)	JDDW-3648-KDFW	\$1764.36	\$1776.07	\$1849.94	\$1861.65
		54”(1372mm)	JDDW-3654-KDFW	1862.28	1873.99	1947.86	1959.57
		60”(1524mm)	JDDW-3660-KDFW	1960.20	1971.91	2045.78	2057.49
		66”(1676mm)	JDDW-3666-KDFW	2058.12	2069.83	2143.70	2155.41
		72”(1829mm)	JDDW-3672-KDFW	2156.04	2167.75	2241.62	2253.33



JDDW-KDFW

### Features

- Includes wood top, wood end panel, steel column, and hardware for assembly and attachment to adjoining caseload.
- Wood veneer top has 3mm edgeband on the perimeter and 1mm edgeband on the back.
- Must be attached to a return or bridge.
- Glides provide 1.5"(38mm) adjustment range.
- Field assembled.

### Specification Tips

- Not for use as a stand-alone caseload. Must be attached to a return or bridge.
- A separately specified Worksurface Reinforcement Channel provides worksurface reinforcement to minimize deflection. Recommended for heavily loaded worksurface applications.

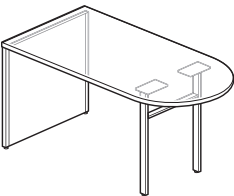
### To Order, Specify:

- 1) Product number.
- 2) Wood finish color for top.
- 3) Wood finish color for end panel.
- 4) Trim color for column.

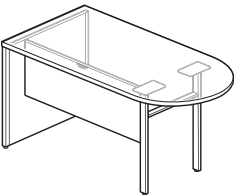
X Series Convergents

D-Top — Laminate Top with Double Support Leg and Steel End Panel

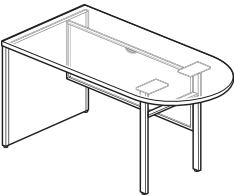
Height	Width	Length	Number	①	②	③	End Panel - Steel Trim A		End Panel - Steel Trim B	
							Support Leg/Modesty - Steel Trim A	Trim B	Support Leg/Modesty - Steel Trim A	Trim B
Top — Laminate A										
29”(737mm)	24”(610mm)	48”(1219mm)	JDDL-2448-JB	S			\$1208.46	\$1226.00	\$1238.86	\$1256.40
		54”(1372mm)	JDDL-2454-JB	S			1272.84	1290.38	1303.24	1320.78
		60”(1524mm)	JDDL-2460-JB	S			1337.22	1354.76	1367.62	1385.16
		66”(1676mm)	JDDL-2466-JB	S			1401.60	1419.14	1432.00	1449.54
		72”(1829mm)	JDDL-2472-JB	S			1465.98	1483.52	1496.38	1513.92
29”(737mm)	30”(762mm)	48”(1219mm)	JDDL-3048-JB	S			\$1271.58	\$1289.12	\$1311.34	\$1328.88
		54”(1372mm)	JDDL-3054-JB	S			1335.96	1353.50	1375.72	1393.26
		60”(1524mm)	JDDL-3060-JB	S			1400.34	1417.88	1440.10	1457.64
		66”(1676mm)	JDDL-3066-JB	S			1464.72	1482.26	1504.48	1522.02
		72”(1829mm)	JDDL-3072-JB	S			1529.10	1546.64	1568.86	1586.40
29”(737mm)	36”(914mm)	48”(1219mm)	JDDL-3648-JB	S			\$1334.70	\$1352.24	\$1383.82	\$1401.36
		54”(1372mm)	JDDL-3654-JB	S			1399.08	1416.62	1448.20	1465.74
		60”(1524mm)	JDDL-3660-JB	S			1463.46	1481.00	1512.58	1530.12
		66”(1676mm)	JDDL-3666-JB	S			1527.84	1545.38	1576.96	1594.50
		72”(1829mm)	JDDL-3672-JB	S			1592.22	1609.76	1641.34	1658.88
Top — Laminate B										
29”(737mm)	24”(610mm)	48”(1219mm)	JDDL-2448-JB	S			\$1208.46	\$1226.00	\$1238.86	\$1256.40
		54”(1372mm)	JDDL-2454-JB	S			1272.84	1290.38	1303.24	1320.78
		60”(1524mm)	JDDL-2460-JB	S			1337.22	1354.76	1367.62	1385.16
		66”(1676mm)	JDDL-2466-JB	S			1401.60	1419.14	1432.00	1449.54
		72”(1829mm)	JDDL-2472-JB	S			1465.98	1483.52	1496.38	1513.92
29”(737mm)	30”(762mm)	48”(1219mm)	JDDL-3048-JB	S			\$1271.58	\$1289.12	\$1311.34	\$1328.88
		54”(1372mm)	JDDL-3054-JB	S			1335.96	1353.50	1375.72	1393.26
		60”(1524mm)	JDDL-3060-JB	S			1400.34	1417.88	1440.10	1457.64
		66”(1676mm)	JDDL-3066-JB	S			1464.72	1482.26	1504.48	1522.02
		72”(1829mm)	JDDL-3072-JB	S			1529.10	1546.64	1568.86	1586.40
29”(737mm)	36”(914mm)	48”(1219mm)	JDDL-3648-JB	S			\$1334.70	\$1352.24	\$1383.82	\$1401.36
		54”(1372mm)	JDDL-3654-JB	S			1399.08	1416.62	1448.20	1465.74
		60”(1524mm)	JDDL-3660-JB	S			1463.46	1481.00	1512.58	1530.12
		66”(1676mm)	JDDL-3666-JB	S			1527.84	1545.38	1576.96	1594.50
		72”(1829mm)	JDDL-3672-JB	S			1592.22	1609.76	1641.34	1658.88



JDDL-JBFSNN  
(Non-Handed, No Guest Modesty Panel)



JDDL-JBLSDS  
(Left-Hand, with Guest Modesty Panel)



JDDL-JBRSDS  
(Right-Hand, with Guest Modesty Panel)

Features

- Includes laminate top, steel end panel, steel double support leg, and hardware for assembly and attachment to adjoining casegood.
- Available with or without guest modesty panel.
- High-pressure laminate top has 3mm edgeband on the perimeter and 1mm edgeband on the back.
- Guest modesty panel is available with or without scallop wireway for cable management; scallop is centered at top of modesty panel.
- Glides provide 1"(25mm) adjustment range.
- Field assembled.

Specification Tips

- Not for use as a stand-alone casegood. Must be attached to a return or bridge.
- D-top is non-handed without the guest modesty panel; guest modesty panel requires left or right hand product specification.
- A separately specified Worksurface Reinforcement Channel provides worksurface reinforcement to minimize deflection. Recommended for heavily loaded worksurface applications.

To Order, Specify:

1) Product number, including:

① Orientation:

- F** Non-handed, no guest modesty panel
- L** Left-hand, with guest modesty panel
- R** Right-hand, with guest modesty panel

② Modesty Panel Height:

- N** No Guest Modesty Panel (Non-handed only)
- B** 1/3 Height, add \$61.99 list
- D** 3/4 Height, add \$123.99 list
- F** Full Height, add \$185.99 list

③ Modesty Panel Cable Management:

- N** No Scallop
- S** Scallop

- 2) Laminate color for top.
- 3) Edge trim color for top.
- 4) Trim color for end panel.
- 5) Trim color for double support leg and guest modesty panel (if specified).



## X Series Convergents

D-Top — Laminate Top with Double Support Leg and Laminate End Panel

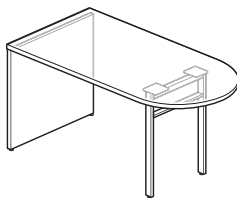
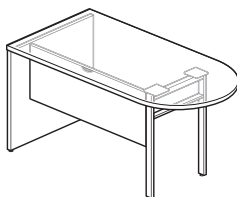
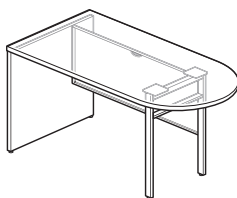
### End Panel - Laminate Group A

Support Leg/Modesty - Steel

### End Panel - Laminate Group B

Support Leg/Modesty - Steel

Height	Width	Length	Number	①	②	③	Support Trim A	Leg/Modesty - Steel Trim B	Support Trim A	Leg/Modesty - Steel Trim B
Top — Laminate A										
29"(737mm)	24"(610mm)	48"(1219mm)	JDDL-2448-JB		L		\$1106.69	\$1124.23	\$1106.69	\$1124.23
		54"(1372mm)	JDDL-2454-JB		L		1171.07	1188.61	1171.07	1188.61
		60"(1524mm)	JDDL-2460-JB		L		1235.45	1252.99	1235.45	1252.99
		66"(1676mm)	JDDL-2466-JB		L		1299.83	1317.37	1299.83	1317.37
		72"(1829mm)	JDDL-2472-JB		L		1364.21	1381.75	1364.21	1381.75
29"(737mm)	30"(762mm)	48"(1219mm)	JDDL-3048-JB		L		\$1169.81	\$1187.35	\$1169.81	\$1187.35
		54"(1372mm)	JDDL-3054-JB		L		1234.19	1251.73	1234.19	1251.73
		60"(1524mm)	JDDL-3060-JB		L		1298.57	1316.11	1298.57	1316.11
		66"(1676mm)	JDDL-3066-JB		L		1362.95	1380.49	1362.95	1380.49
		72"(1829mm)	JDDL-3072-JB		L		1427.33	1444.87	1427.33	1444.87
29"(737mm)	36"(914mm)	48"(1219mm)	JDDL-3648-JB		L		\$1232.93	\$1250.47	\$1232.93	\$1250.47
		54"(1372mm)	JDDL-3654-JB		L		1297.31	1314.85	1297.31	1314.85
		60"(1524mm)	JDDL-3660-JB		L		1361.69	1379.23	1361.69	1379.23
		66"(1676mm)	JDDL-3666-JB		L		1426.07	1443.61	1426.07	1443.61
		72"(1829mm)	JDDL-3672-JB		L		1490.45	1507.99	1490.45	1507.99
Top — Laminate B										
29"(737mm)	24"(610mm)	48"(1219mm)	JDDL-2448-JB		L		\$1106.69	\$1124.23	\$1106.69	\$1124.23
		54"(1372mm)	JDDL-2454-JB		L		1171.07	1188.61	1171.07	1188.61
		60"(1524mm)	JDDL-2460-JB		L		1235.45	1252.99	1235.45	1252.99
		66"(1676mm)	JDDL-2466-JB		L		1299.83	1317.37	1299.83	1317.37
		72"(1829mm)	JDDL-2472-JB		L		1364.21	1381.75	1364.21	1381.75
29"(737mm)	30"(762mm)	48"(1219mm)	JDDL-3048-JB		L		\$1169.81	\$1187.35	\$1169.81	\$1187.35
		54"(1372mm)	JDDL-3054-JB		L		1234.19	1251.73	1234.19	1251.73
		60"(1524mm)	JDDL-3060-JB		L		1298.57	1316.11	1298.57	1316.11
		66"(1676mm)	JDDL-3066-JB		L		1362.95	1380.49	1362.95	1380.49
		72"(1829mm)	JDDL-3072-JB		L		1427.33	1444.87	1427.33	1444.87
29"(737mm)	36"(914mm)	48"(1219mm)	JDDL-3648-JB		L		\$1232.93	\$1250.47	\$1232.93	\$1250.47
		54"(1372mm)	JDDL-3654-JB		L		1297.31	1314.85	1297.31	1314.85
		60"(1524mm)	JDDL-3660-JB		L		1361.69	1379.23	1361.69	1379.23
		66"(1676mm)	JDDL-3666-JB		L		1426.07	1443.61	1426.07	1443.61
		72"(1829mm)	JDDL-3672-JB		L		1490.45	1507.99	1490.45	1507.99

JDDL-JBFLNN  
(Non-Handed, No Guest Modesty Panel)JDDL-JBLLDS  
(Left-Hand, with Guest Modesty Panel)JDDL-JBRLDS  
(Right-Hand, with Guest Modesty Panel)

### Features

- Includes laminate top, laminate end panel, steel double support leg, and hardware for assembly and attachment to adjoining caseload.
- Available with or without guest modesty panel.
- High-pressure laminate top has 3mm edgeband on the perimeter and 1mm edgeband on the back.
- Guest modesty panel is available with or without scallop wireway for cable management; scallop is centered at top of modesty panel.
- Glides provide 1"(25mm) adjustment range.
- Field assembled.

### Specification Tips

- Not for use as a stand-alone caseload. Must be attached to a return or bridge.
- D-top is non-handed without the guest modesty panel; guest modesty panel requires left or right hand product specification.
- A separately specified Worksurface Reinforcement Channel provides worksurface reinforcement to minimize deflection. Recommended for heavily loaded worksurface applications.

### To Order, Specify:

- Product number, including:

#### ① Orientation:

- F** Non-handed, no guest modesty panel
- L** Left-hand, with guest modesty panel
- R** Right-hand, with guest modesty panel

#### ② Modesty Panel Height:

- N** No Guest Modesty Panel (Non-handed only)
- B** 1/3 Height, add \$61.99 list
- D** 3/4 Height, add \$123.99 list
- F** Full Height, add \$185.99 list

#### ③ Modesty Panel Cable Management:

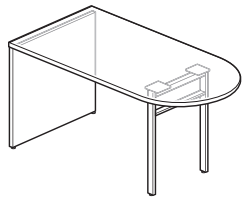
- N** No Scallop
- S** Scallop

- Laminate color for top.
- Edge trim color for top.
- Laminate color for end panel.
- Edge trim color for end panel.
- Trim color for double support leg and guest modesty panel (if specified).

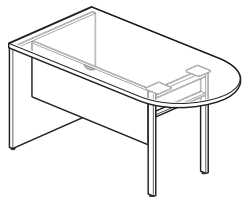
## X Series Convergents

D-Top — Laminate Top with Double Support Leg and Wood End Panel

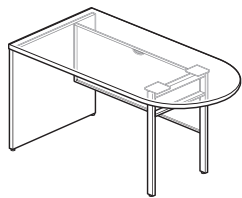
Height	Width	Length	Number	①	②	③	End Panel - Wood Group A		End Panel - Wood Group B	
							Support Leg/Modesty - Steel Trim A	Support Leg/Modesty - Steel Trim B	Support Leg/Modesty - Steel Trim A	Support Leg/Modesty - Steel Trim B
Top — Laminate A										
29"(737mm)	24"(610mm)	48"(1219mm)	JDDL-2448-JB	■	W	■	\$1265.78	\$1283.32	\$1347.40	\$1364.94
		54"(1372mm)	JDDL-2454-JB	■	W	■	1330.16	1347.70	1411.78	1429.32
		60"(1524mm)	JDDL-2460-JB	■	W	■	1394.54	1412.08	1476.16	1493.70
		66"(1676mm)	JDDL-2466-JB	■	W	■	1458.92	1476.46	1540.54	1558.08
		72"(1829mm)	JDDL-2472-JB	■	W	■	1523.30	1540.84	1604.92	1622.46
29"(737mm)	30"(762mm)	48"(1219mm)	JDDL-3048-JB	■	W	■	\$1328.90	\$1346.44	\$1412.50	\$1430.04
		54"(1372mm)	JDDL-3054-JB	■	W	■	1393.28	1410.82	1476.88	1494.42
		60"(1524mm)	JDDL-3060-JB	■	W	■	1457.66	1475.20	1541.26	1558.80
		66"(1676mm)	JDDL-3066-JB	■	W	■	1522.04	1539.58	1605.64	1623.18
		72"(1829mm)	JDDL-3072-JB	■	W	■	1586.42	1603.96	1670.02	1687.56
29"(737mm)	36"(914mm)	48"(1219mm)	JDDL-3648-JB	■	W	■	\$1392.02	\$1409.56	\$1477.60	\$1495.14
		54"(1372mm)	JDDL-3654-JB	■	W	■	1456.40	1473.94	1541.98	1559.52
		60"(1524mm)	JDDL-3660-JB	■	W	■	1520.78	1538.32	1606.36	1623.90
		66"(1676mm)	JDDL-3666-JB	■	W	■	1585.16	1602.70	1670.74	1688.28
		72"(1829mm)	JDDL-3672-JB	■	W	■	1649.54	1667.08	1735.12	1752.66
Top — Laminate B										
29"(737mm)	24"(610mm)	48"(1219mm)	JDDL-2448-JB	■	W	■	\$1265.78	\$1283.32	\$1347.40	\$1364.94
		54"(1372mm)	JDDL-2454-JB	■	W	■	1330.16	1347.70	1411.78	1429.32
		60"(1524mm)	JDDL-2460-JB	■	W	■	1394.54	1412.08	1476.16	1493.70
		66"(1676mm)	JDDL-2466-JB	■	W	■	1458.92	1476.46	1540.54	1558.08
		72"(1829mm)	JDDL-2472-JB	■	W	■	1523.30	1540.84	1604.92	1622.46
29"(737mm)	30"(762mm)	48"(1219mm)	JDDL-3048-JB	■	W	■	\$1328.90	\$1346.44	\$1412.50	\$1430.04
		54"(1372mm)	JDDL-3054-JB	■	W	■	1393.28	1410.82	1476.88	1494.42
		60"(1524mm)	JDDL-3060-JB	■	W	■	1457.66	1475.20	1541.26	1558.80
		66"(1676mm)	JDDL-3066-JB	■	W	■	1522.04	1539.58	1605.64	1623.18
		72"(1829mm)	JDDL-3072-JB	■	W	■	1586.42	1603.96	1670.02	1687.56
29"(737mm)	36"(914mm)	48"(1219mm)	JDDL-3648-JB	■	W	■	\$1392.02	\$1409.56	\$1477.60	\$1495.14
		54"(1372mm)	JDDL-3654-JB	■	W	■	1456.40	1473.94	1541.98	1559.52
		60"(1524mm)	JDDL-3660-JB	■	W	■	1520.78	1538.32	1606.36	1623.90
		66"(1676mm)	JDDL-3666-JB	■	W	■	1585.16	1602.70	1670.74	1688.28
		72"(1829mm)	JDDL-3672-JB	■	W	■	1649.54	1667.08	1735.12	1752.66



JDDL-JBFWNN  
(Non-Handed, No Guest Modesty Panel)



JDDL-JBLWDS  
(Left-Hand, with Guest Modesty Panel)



JDDL-JBRWDS  
(Right-Hand, with Guest Modesty Panel)

### Features

- Includes laminate top, wood end panel, steel double support leg, and hardware for assembly and attachment to adjoining casegood.
- Available with or without guest modesty panel.
- High-pressure laminate top has 3mm edgeband on the perimeter and 1mm edgeband on the back.
- Guest modesty panel is available with or without scallop wireway for cable management; scallop is centered at top of modesty panel.
- Glides provide 1"(25mm) adjustment range.
- Field assembled.

### Specification Tips

- Not for use as a stand-alone casegood. Must be attached to a return or bridge.
- D-top is non-handed without the guest modesty panel; guest modesty panel requires left or right hand product specification.
- A separately specified Worksurface Reinforcement Channel provides worksurface reinforcement to minimize deflection. Recommended for heavily loaded worksurface applications.

### To Order, Specify:

- Product number, including:

#### ① Orientation:

- F** Non-handed, no guest modesty panel
- L** Left-hand, with guest modesty panel
- R** Right-hand, with guest modesty panel

#### ② Modesty Panel Height:

- N** No Guest Modesty Panel (Non-handed only)
- B** 1/3 Height, add **\$61.99** list
- D** 3/4 Height, add **\$123.99** list
- F** Full Height, add **\$185.99** list

#### ③ Modesty Panel Cable Management:

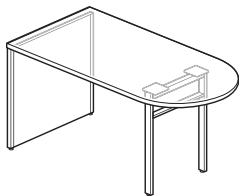
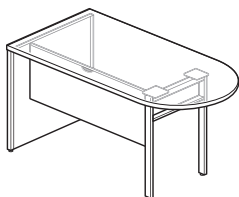
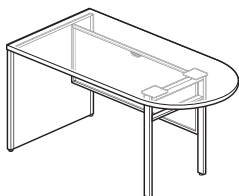
- N** No Scallop
- S** Scallop

- Laminate color for top.
- Edge trim color for top.
- Wood finish color for end panel.
- Trim color for double support leg and guest modesty panel (if specified).

## X Series Convergents

D-Top — Wood Top with Double Support Leg and Steel End Panel

Height	Width	Length	Number	①	②	③	End Panel - Steel Trim A		End Panel - Steel Trim B	
							Support Leg/Modesty - Steel Trim A	Trim B	Support Leg/Modesty - Steel Trim A	Trim B
Top — Wood Group A										
29"(737mm)	24"(610mm)	48"(1219mm)	JDDW-2448-KB	S			\$1547.57	\$1565.11	\$1577.97	\$1595.51
		54"(1372mm)	JDDW-2454-KB	S			1630.61	1648.15	1661.01	1678.55
		60"(1524mm)	JDDW-2460-KB	S			1713.65	1731.19	1744.05	1761.59
		66"(1676mm)	JDDW-2466-KB	S			1796.69	1814.23	1827.09	1844.63
		72"(1829mm)	JDDW-2472-KB	S			1879.73	1897.27	1910.13	1927.67
29"(737mm)	30"(762mm)	48"(1219mm)	JDDW-3048-KB	S			\$1622.39	\$1639.93	\$1662.15	\$1679.69
		54"(1372mm)	JDDW-3054-KB	S			1705.43	1722.97	1745.19	1762.73
		60"(1524mm)	JDDW-3060-KB	S			1788.47	1806.01	1828.23	1845.77
		66"(1676mm)	JDDW-3066-KB	S			1871.51	1889.05	1911.27	1928.81
		72"(1829mm)	JDDW-3072-KB	S			1954.55	1972.09	1994.31	2011.85
29"(737mm)	36"(914mm)	48"(1219mm)	JDDW-3648-KB	S			\$1697.21	\$1714.75	\$1746.33	\$1763.87
		54"(1372mm)	JDDW-3654-KB	S			1780.25	1797.79	1829.37	1846.91
		60"(1524mm)	JDDW-3660-KB	S			1863.29	1880.83	1912.41	1929.95
		66"(1676mm)	JDDW-3666-KB	S			1946.33	1963.87	1995.45	2012.99
		72"(1829mm)	JDDW-3672-KB	S			2029.37	2046.91	2078.49	2096.03
Top — Wood Group B										
29"(737mm)	24"(610mm)	48"(1219mm)	JDDW-2448-KB	S			\$1631.05	\$1648.59	\$1661.45	\$1678.99
		54"(1372mm)	JDDW-2454-KB	S			1728.97	1746.51	1759.37	1776.91
		60"(1524mm)	JDDW-2460-KB	S			1826.89	1844.43	1857.29	1874.83
		66"(1676mm)	JDDW-2466-KB	S			1924.81	1942.35	1955.21	1972.75
		72"(1829mm)	JDDW-2472-KB	S			2022.73	2040.27	2053.13	2070.67
29"(737mm)	30"(762mm)	48"(1219mm)	JDDW-3048-KB	S			\$1714.09	\$1731.63	\$1753.85	\$1771.39
		54"(1372mm)	JDDW-3054-KB	S			1812.01	1829.55	1851.77	1869.31
		60"(1524mm)	JDDW-3060-KB	S			1909.93	1927.47	1949.69	1967.23
		66"(1676mm)	JDDW-3066-KB	S			2007.85	2025.39	2047.61	2065.15
		72"(1829mm)	JDDW-3072-KB	S			2105.77	2123.31	2145.53	2163.07
29"(737mm)	36"(914mm)	48"(1219mm)	JDDW-3648-KB	S			\$1797.13	\$1814.67	\$1846.25	\$1863.79
		54"(1372mm)	JDDW-3654-KB	S			1895.05	1912.59	1944.17	1961.71
		60"(1524mm)	JDDW-3660-KB	S			1992.97	2010.51	2042.09	2059.63
		66"(1676mm)	JDDW-3666-KB	S			2090.89	2108.43	2140.01	2157.55
		72"(1829mm)	JDDW-3672-KB	S			2188.81	2206.35	2237.93	2255.47

JDDW-KBFSNN  
(Non-Handed, No Guest Modesty Panel)JDDW-KBLSDS  
(Left-Hand, with Guest Modesty Panel)JDDW-KBRSDS  
(Right-Hand, with Guest Modesty Panel)

### Features

- Includes wood top, steel end panel, steel double support leg, and hardware for assembly and attachment to adjoining caseload.
- Available with or without guest modesty panel.
- Wood veneer top has 3mm edgeband on the perimeter and 1mm edgeband on the back.
- Guest modesty panel is available with or without scallop wireway for cable management; scallop is centered at top of modesty panel.
- Glides provide 1"(25mm) adjustment range.
- Field assembled.

### Specification Tips

- Not for use as a stand-alone caseload. Must be attached to a return or bridge.
- D-top is non-handed without the guest modesty panel; guest modesty panel requires left or right hand product specification.
- A separately specified Worksurface Reinforcement Channel provides worksurface reinforcement to minimize deflection. Recommended for heavily loaded worksurface applications.

### To Order, Specify:

- Product number, including:

#### ① Orientation:

- F** Non-handed, no guest modesty panel
- L** Left-hand, with guest modesty panel
- R** Right-hand, with guest modesty panel

#### ② Modesty Panel Height:

- N** No Guest Modesty Panel (Non-handed only)
- B** 1/3 Height, add \$61.99 list
- D** 3/4 Height, add \$123.99 list
- F** Full Height, add \$185.99 list

#### ③ Modesty Panel Cable Management:

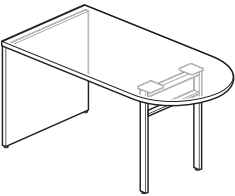
- N** No Scallop
- S** Scallop

- Wood finish color for top.
- Trim color for end panel.
- Trim color for double support leg and guest modesty panel (if specified).

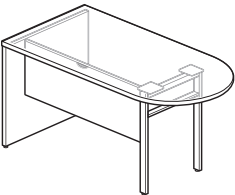
X Series Convergents

D-Top — Wood Top with Double Support Leg and Laminate End Panel

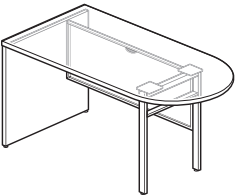
Height	Width	Length	Number	①	②	③	End Panel - Laminate Group A		End Panel - Laminate Group B	
							Support Leg - Steel Trim A	Trim B	Support Leg - Steel Trim A	Trim B
Top — Wood Group A										
29"(737mm)	24"(610mm)	48"(1219mm)	JDDW-2448-KB	L			\$1445.80	\$1463.34	\$1445.80	\$1463.34
		54"(1372mm)	JDDW-2454-KB	L			1528.84	1546.38	1528.84	1546.38
		60"(1524mm)	JDDW-2460-KB	L			1611.88	1629.42	1611.88	1629.42
		66"(1676mm)	JDDW-2466-KB	L			1694.92	1712.46	1694.92	1712.46
		72"(1829mm)	JDDW-2472-KB	L			1777.96	1795.50	1777.96	1795.50
29"(737mm)	30"(762mm)	48"(1219mm)	JDDW-3048-KB	L			\$1520.62	\$1538.16	\$1520.62	\$1538.16
		54"(1372mm)	JDDW-3054-KB	L			1603.66	1621.20	1603.66	1621.20
		60"(1524mm)	JDDW-3060-KB	L			1686.70	1704.24	1686.70	1704.24
		66"(1676mm)	JDDW-3066-KB	L			1769.74	1787.28	1769.74	1787.28
		72"(1829mm)	JDDW-3072-KB	L			1852.78	1870.32	1852.78	1870.32
29"(737mm)	36"(914mm)	48"(1219mm)	JDDW-3648-KB	L			\$1595.44	\$1612.98	\$1595.44	\$1612.98
		54"(1372mm)	JDDW-3654-KB	L			1678.48	1696.02	1678.48	1696.02
		60"(1524mm)	JDDW-3660-KB	L			1761.52	1779.06	1761.52	1779.06
		66"(1676mm)	JDDW-3666-KB	L			1844.56	1862.10	1844.56	1862.10
		72"(1829mm)	JDDW-3672-KB	L			1927.60	1945.14	1927.60	1945.14
Top — Wood Group B										
29"(737mm)	24"(610mm)	48"(1219mm)	JDDW-2448-KB	L			\$1529.28	\$1546.82	\$1529.28	\$1546.82
		54"(1372mm)	JDDW-2454-KB	L			1627.20	1644.74	1627.20	1644.74
		60"(1524mm)	JDDW-2460-KB	L			1725.12	1742.66	1725.12	1742.66
		66"(1676mm)	JDDW-2466-KB	L			1823.04	1840.58	1823.04	1840.58
		72"(1829mm)	JDDW-2472-KB	L			1920.96	1938.50	1920.96	1938.50
29"(737mm)	30"(762mm)	48"(1219mm)	JDDW-3048-KB	L			\$1612.32	\$1629.86	\$1612.32	\$1629.86
		54"(1372mm)	JDDW-3054-KB	L			1710.24	1727.78	1710.24	1727.78
		60"(1524mm)	JDDW-3060-KB	L			1808.16	1825.70	1808.16	1825.70
		66"(1676mm)	JDDW-3066-KB	L			1906.08	1923.62	1906.08	1923.62
		72"(1829mm)	JDDW-3072-KB	L			2004.00	2021.54	2004.00	2021.54
29"(737mm)	36"(914mm)	48"(1219mm)	JDDW-3648-KB	L			\$1695.36	\$1712.90	\$1695.36	\$1712.90
		54"(1372mm)	JDDW-3654-KB	L			1793.28	1810.82	1793.28	1810.82
		60"(1524mm)	JDDW-3660-KB	L			1891.20	1908.74	1891.20	1908.74
		66"(1676mm)	JDDW-3666-KB	L			1989.12	2006.66	1989.12	2006.66
		72"(1829mm)	JDDW-3672-KB	L			2087.04	2104.58	2087.04	2104.58



JDDW-KBFLNN  
(Non-Handed, No Guest Modesty Panel)



JDDW-KBLDLS  
(Left-Hand, with Guest Modesty Panel)



JDDW-KBRLDS  
(Right-Hand, with Guest Modesty Panel)

Features

- Includes wood top, laminate end panel, steel double support leg, and hardware for assembly and attachment to adjoining caseload.
- Available with or without guest modesty panel.
- Wood veneer top has 3mm edgeband on the perimeter and 1mm edgeband on the back.
- Guest modesty panel is available with or without scallop wireway for cable management; scallop is centered at top of modesty panel.
- Glides provide 1"(25mm) adjustment range.
- Field assembled.

Specification Tips

- Not for use as a stand-alone caseload. Must be attached to a return or bridge.
- D-top is non-handed without the guest modesty panel; guest modesty panel requires left or right hand product specification.
- A separately specified Worksurface Reinforcement Channel provides worksurface reinforcement to minimize deflection. Recommended for heavily loaded worksurface applications.

To Order, Specify:

- 1) Product number, including:

① Orientation:

- F** Non-handed, no guest modesty panel
- L** Left-hand, with guest modesty panel
- R** Right-hand, with guest modesty panel

② Modesty Panel Height:

- N** No Guest Modesty Panel (Non-handed only)
- B** 1/3 Height, add \$61.99 list
- D** 3/4 Height, add \$123.99 list
- F** Full Height, add \$185.99 list

③ Modesty Panel Cable Management:

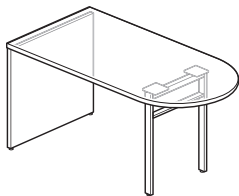
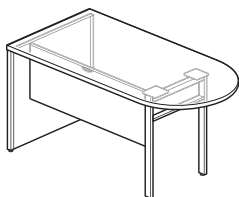
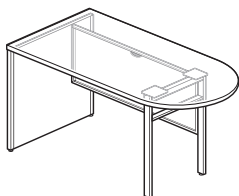
- N** No Scallop
- S** Scallop

- 2) Wood finish color for top.
- 3) Laminate color for end panel.
- 4) Edge trim color for end panel.
- 5) Trim color for double support leg and guest modesty panel (if specified).

## X Series Convergents

D-Top — Wood Top with Double Support Leg and Wood End Panel

Height	Width	Length	Number	①	②	③	End Panel - Wood Group A		End Panel - Wood Group B	
							Support Leg/Modesty - Steel Trim A	Support Leg/Modesty - Steel Trim B	Support Leg/Modesty - Steel Trim A	Support Leg/Modesty - Steel Trim B
Top — Wood Group A										
29"(737mm)	24"(610mm)	48"(1219mm)	JDDW-2448-KB	W			\$1604.89	\$1622.43	\$1686.51	\$1704.05
		54"(1372mm)	JDDW-2454-KB	W			1687.93	1705.47	1769.55	1787.09
		60"(1524mm)	JDDW-2460-KB	W			1770.97	1788.51	1852.59	1870.13
		66"(1676mm)	JDDW-2466-KB	W			1854.01	1871.55	1935.63	1953.17
		72"(1829mm)	JDDW-2472-KB	W			1937.05	1954.59	2018.67	2036.21
29"(737mm)	30"(762mm)	48"(1219mm)	JDDW-3048-KB	W			\$1679.71	\$1697.25	\$1763.31	\$1780.85
		54"(1372mm)	JDDW-3054-KB	W			1762.75	1780.29	1846.35	1863.89
		60"(1524mm)	JDDW-3060-KB	W			1845.79	1863.33	1929.39	1946.93
		66"(1676mm)	JDDW-3066-KB	W			1928.83	1946.37	2012.43	2029.97
		72"(1829mm)	JDDW-3072-KB	W			2011.87	2029.41	2095.47	2113.01
29"(737mm)	36"(914mm)	48"(1219mm)	JDDW-3648-KB	W			\$1754.53	\$1772.07	\$1840.11	\$1857.65
		54"(1372mm)	JDDW-3654-KB	W			1837.57	1855.11	1923.15	1940.69
		60"(1524mm)	JDDW-3660-KB	W			1920.61	1938.15	2006.19	2023.73
		66"(1676mm)	JDDW-3666-KB	W			2003.65	2021.19	2089.23	2106.77
		72"(1829mm)	JDDW-3672-KB	W			2086.69	2104.23	2172.27	2189.81
Top — Wood Group B										
29"(737mm)	24"(610mm)	48"(1219mm)	JDDW-2448-KB	W			\$1688.37	\$1705.91	\$1769.99	\$1787.53
		54"(1372mm)	JDDW-2454-KB	W			1786.29	1803.83	1867.91	1885.45
		60"(1524mm)	JDDW-2460-KB	W			1884.21	1901.75	1965.83	1983.37
		66"(1676mm)	JDDW-2466-KB	W			1982.13	1999.67	2063.75	2081.29
		72"(1829mm)	JDDW-2472-KB	W			2080.05	2097.59	2161.67	2179.21
29"(737mm)	30"(762mm)	48"(1219mm)	JDDW-3048-KB	W			\$1771.41	\$1788.95	\$1855.01	\$1872.55
		54"(1372mm)	JDDW-3054-KB	W			1869.33	1886.87	1952.93	1970.47
		60"(1524mm)	JDDW-3060-KB	W			1967.25	1984.79	2050.85	2068.39
		66"(1676mm)	JDDW-3066-KB	W			2065.17	2082.71	2148.77	2166.31
		72"(1829mm)	JDDW-3072-KB	W			2163.09	2180.63	2246.69	2264.23
29"(737mm)	36"(914mm)	48"(1219mm)	JDDW-3648-KB	W			\$1854.45	\$1871.99	\$1940.03	\$1957.57
		54"(1372mm)	JDDW-3654-KB	W			1952.37	1969.91	2037.95	2055.49
		60"(1524mm)	JDDW-3660-KB	W			2050.29	2067.83	2135.87	2153.41
		66"(1676mm)	JDDW-3666-KB	W			2148.21	2165.75	2233.79	2251.33
		72"(1829mm)	JDDW-3672-KB	W			2246.13	2263.67	2331.71	2349.25

JDDW-KBFWNN  
(Non-Handed, No Guest Modesty Panel)JDDW-KBLWDS  
(Left-Hand, with Guest Modesty Panel)JDDW-KBRWDS  
(Right-Hand, with Guest Modesty Panel)

### Features

- Includes wood top, wood end panel, steel double support leg, and hardware for assembly and attachment to adjoining caseload.
- Available with or without guest modesty panel.
- Wood veneer top has 3mm edgeband on the perimeter and 1mm edgeband on the back.
- Guest modesty panel is available with or without scallop wireway for cable management; scallop is centered at top of modesty panel.
- Glides provide 1"(25mm) adjustment range.
- Field assembled.

### Specification Tips

- Not for use as a stand-alone caseload. Must be attached to a return or bridge.
- D-top is non-handed without the guest modesty panel; guest modesty panel requires left or right hand product specification.
- A separately specified Worksurface Reinforcement Channel provides worksurface reinforcement to minimize deflection. Recommended for heavily loaded worksurface applications.

### To Order, Specify:

- Product number, including:

#### ① Orientation:

- F** Non-handed, no guest modesty panel
- L** Left-hand, with guest modesty panel
- R** Right-hand, with guest modesty panel

#### ② Modesty Panel Height:

- N** No Guest Modesty Panel (Non-handed only)
- B** 1/3 Height, add \$61.99 list
- D** 3/4 Height, add \$123.99 list
- F** Full Height, add \$185.99 list

#### ③ Modesty Panel Cable Management:

- N** No Scallop
- S** Scallop

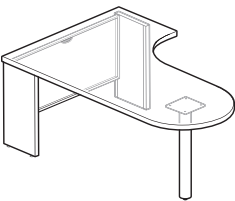
- Wood finish color for top.
- Wood finish color for end panel.
- Trim color for double support leg and guest modesty panel (if specified).



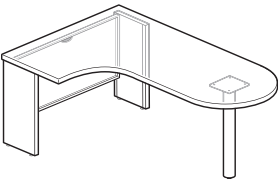
X Series Convergents

Curved Wrap-Around D-Top — Laminate Top with Column and Steel End Panels

Height	Width	Length	Number	①	②	③	④	End Panel - Steel Trim A		End Panel - Steel Trim B	
								Column/Modesty - Steel Trim A	Trim B	Column/Modesty - Steel Trim A	Trim B
Top — Laminate A											
29”(737mm)	36”(914mm)	60”(1524mm)	JDVL-3660-JD	<div></div>	S	<div></div>	<div></div>	\$1604.92	\$1616.63	\$1665.75	\$1677.46
		66”(1676mm)	JDVL-3666-JD	<div></div>	S	<div></div>	<div></div>	1672.78	1684.49	1733.61	1745.32
		72”(1829mm)	JDVL-3672-JD	<div></div>	S	<div></div>	<div></div>	1740.64	1752.35	1801.47	1813.18
29”(737mm)	42”(1067mm)	60”(1524mm)	JDVL-4260-JD	<div></div>	S	<div></div>	<div></div>	\$1684.42	\$1696.13	\$1745.25	\$1756.96
		66”(1676mm)	JDVL-4266-JD	<div></div>	S	<div></div>	<div></div>	1752.28	1763.99	1813.11	1824.82
		72”(1829mm)	JDVL-4272-JD	<div></div>	S	<div></div>	<div></div>	1820.14	1831.85	1880.97	1892.68
29”(737mm)	48”(1219mm)	60”(1524mm)	JDVL-4860-JD	<div></div>	S	<div></div>	<div></div>	\$1763.92	\$1775.63	\$1824.75	\$1836.46
		66”(1676mm)	JDVL-4866-JD	<div></div>	S	<div></div>	<div></div>	1831.78	1843.49	1892.61	1904.32
		72”(1829mm)	JDVL-4872-JD	<div></div>	S	<div></div>	<div></div>	1899.64	1911.35	1960.47	1972.18
Top — Laminate B											
29”(737mm)	36”(914mm)	60”(1524mm)	JDVL-3660-JD	<div></div>	S	<div></div>	<div></div>	\$1604.92	\$1616.63	\$1665.75	\$1677.46
		66”(1676mm)	JDVL-3666-JD	<div></div>	S	<div></div>	<div></div>	1672.78	1684.49	1733.61	1745.32
		72”(1829mm)	JDVL-3672-JD	<div></div>	S	<div></div>	<div></div>	1740.64	1752.35	1801.47	1813.18
29”(737mm)	42”(1067mm)	60”(1524mm)	JDVL-4260-JD	<div></div>	S	<div></div>	<div></div>	\$1684.42	\$1696.13	\$1745.25	\$1756.96
		66”(1676mm)	JDVL-4266-JD	<div></div>	S	<div></div>	<div></div>	1752.28	1763.99	1813.11	1824.82
		72”(1829mm)	JDVL-4272-JD	<div></div>	S	<div></div>	<div></div>	1820.14	1831.85	1880.97	1892.68
29”(737mm)	48”(1219mm)	60”(1524mm)	JDVL-4860-JD	<div></div>	S	<div></div>	<div></div>	\$1763.92	\$1775.63	\$1824.75	\$1836.46
		66”(1676mm)	JDVL-4866-JD	<div></div>	S	<div></div>	<div></div>	1831.78	1843.49	1892.61	1904.32
		72”(1829mm)	JDVL-4872-JD	<div></div>	S	<div></div>	<div></div>	1899.64	1911.35	1960.47	1972.18



JDVL-JDLSDS4  
(Left-Hand)



JDVL-JDRSDS4  
(Right-Hand)

Features

- Includes laminate top, steel end panel, steel modesty panel, steel column, and hardware for assembly and attachment to adjoining caseload.
- High-pressure laminate top has 3mm edgeband on the perimeter and 1mm edgeband on the back and straight end.
- Modesty panel is available with or without scallop wireway for cable management; scallop is centered at top of modesty panel.
- 36"(914mm) wide units have a 24"(610mm) deep D-end; 42"(1067mm) and 48"(1219mm) wide units have a 30"(762mm) deep D-end.
- Glides provide 1.5"(38mm) adjustment range.
- Field assembled.

Specification Tips

- Not for use as a stand-alone caseload. Must be attached to a return or bridge.
- A separately specified Worksurface Reinforcement Channel provides worksurface reinforcement to minimize deflection. Recommended for heavily loaded worksurface applications.

To Order, Specify:

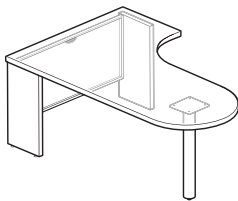
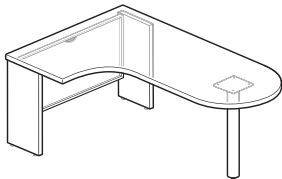
- 1) Product number, including:
  - ① Orientation:
    - L Left-hand
    - R Right-hand
  - ② Modesty Panel Height:
    - B 1/3 Height
    - D 3/4 Height, add \$62.00 list
    - F Full Height, add \$124.00 list
  - ③ Modesty Panel Cable Management:
    - N No Scallop
    - S Scallop
  - ④ Adjoining Surface Depth:
    - 3 18"
    - 4 24", add \$67.86 list
    - 5 30", add \$135.72 list
- 2) Laminate color for top.
- 3) Edge trim color for top.
- 4) Trim color for end panels.
- 5) Trim color for column and modesty panel.



## X Series Convergents

Curved Wrap-Around D-Top — Laminate Top with Column and Laminate End Panels

Height	Width	Length	Number	①	②	③	④	End Panels - Laminate A		End Panels - Laminate B	
								Column/Modesty - Steel Trim A	Trim B	Column/Modesty - Steel Trim A	Trim B
Top — Laminate A											
29”(737mm)	36”(914mm)	60”(1524mm)	JDVL-3660-JD	L				\$1401.39	\$1413.10	\$1401.39	\$1413.10
		66”(1676mm)	JDVL-3666-JD	L				1469.25	1480.96	1469.25	1480.96
		72”(1829mm)	JDVL-3672-JD	L				1537.11	1548.82	1537.11	1548.82
29”(737mm)	42”(1067mm)	60”(1524mm)	JDVL-4260-JD	L				\$1480.89	\$1492.60	\$1480.89	\$1492.60
		66”(1676mm)	JDVL-4266-JD	L				1548.75	1560.46	1548.75	1560.46
		72”(1829mm)	JDVL-4272-JD	L				1616.61	1628.32	1616.61	1628.32
29”(737mm)	48”(1219mm)	60”(1524mm)	JDVL-4860-JD	L				\$1560.39	\$1572.10	\$1560.39	\$1572.10
		66”(1676mm)	JDVL-4866-JD	L				1628.25	1639.96	1628.25	1639.96
		72”(1829mm)	JDVL-4872-JD	L				1696.11	1707.82	1696.11	1707.82
Top — Laminate B											
29”(737mm)	36”(914mm)	60”(1524mm)	JDVL-3660-JD	L				\$1401.39	\$1413.10	\$1401.39	\$1413.10
		66”(1676mm)	JDVL-3666-JD	L				1469.25	1480.96	1469.25	1480.96
		72”(1829mm)	JDVL-3672-JD	L				1537.11	1548.82	1537.11	1548.82
29”(737mm)	42”(1067mm)	60”(1524mm)	JDVL-4260-JD	L				\$1480.89	\$1492.60	\$1480.89	\$1492.60
		66”(1676mm)	JDVL-4266-JD	L				1548.75	1560.46	1548.75	1560.46
		72”(1829mm)	JDVL-4272-JD	L				1616.61	1628.32	1616.61	1628.32
29”(737mm)	48”(1219mm)	60”(1524mm)	JDVL-4860-JD	L				\$1560.39	\$1572.10	\$1560.39	\$1572.10
		66”(1676mm)	JDVL-4866-JD	L				1628.25	1639.96	1628.25	1639.96
		72”(1829mm)	JDVL-4872-JD	L				1696.11	1707.82	1696.11	1707.82

JDVL-JDLLDS4  
(Left-Hand)JDVL-JDRLDS4  
(Right-Hand)

### Features

- Includes laminate top, laminate end panels, steel modesty panel, steel column, and hardware for assembly and attachment to adjoining caseload.
- High-pressure laminate top has 3mm edgeband on the perimeter and 1mm edgeband on the back and straight end.
- Modesty panel is available with or without scallop wireway for cable management; scallop is centered at top of modesty panel.
- 36"(914mm) wide units have a 24"(610mm) deep D-end; 42"(1067mm) and 48"(1219mm) wide units have a 30"(762mm) deep D-end.
- Glides provide 1.5"(38mm) adjustment range.
- Field assembled.

### Specification Tips

- Not for use as a stand-alone caseload. Must be attached to a return or bridge.
- A separately specified Worksurface Reinforcement Channel provides worksurface reinforcement to minimize deflection. Recommended for heavily loaded worksurface applications.

### To Order, Specify:

- Product number, including:

#### ① Orientation:

- L** Left-hand
- R** Right-hand

#### ② Modesty Panel Height:

- B** 1/3 Height
- D** 3/4 Height, add **\$62.00** list
- F** Full Height, add **\$124.00** list

#### ③ Modesty Panel Cable Management:

- N** No Scallop
- S** Scallop

#### ④ Adjoining Surface Depth:

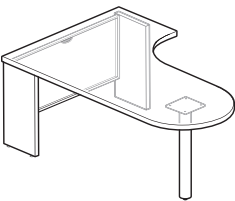
- 3** 18"
- 4** 24", add **\$67.86** list
- 5** 30", add **\$135.72** list

- Laminate color for top.
- Edge trim color for top.
- Laminate color for end panels.
- Edge trim color for end panels.
- Trim color for column and modesty panel.

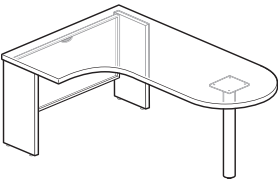
X Series Convergents

Curved Wrap-Around D-Top — Laminate Top with Column and Wood End Panels

Height	Width	Length	Number	①	②	③	④	End Panels - Wood Group A		End Panels - Wood Group B	
								Column/Modesty - Steel Trim A	Trim B	Column/Modesty - Steel Trim A	Trim B
Top — Laminate A											
29”(737mm)	36”(914mm)	60”(1524mm)	JDVL-3660-JD	W				\$1719.56	\$1731.27	\$1879.04	\$1890.75
		66”(1676mm)	JDVL-3666-JD	W				1787.42	1799.13	1946.90	1958.61
		72”(1829mm)	JDVL-3672-JD	W				1855.28	1866.99	2014.76	2026.47
29”(737mm)	42”(1067mm)	60”(1524mm)	JDVL-4260-JD	W				\$1799.06	\$1810.77	\$1958.54	\$1970.25
		66”(1676mm)	JDVL-4266-JD	W				1866.92	1878.63	2026.40	2038.11
		72”(1829mm)	JDVL-4272-JD	W				1934.78	1946.49	2094.26	2105.97
29”(737mm)	48”(1219mm)	60”(1524mm)	JDVL-4860-JD	W				\$1878.56	\$1890.27	\$2038.04	\$2049.75
		66”(1676mm)	JDVL-4866-JD	W				1946.42	1958.13	2105.90	2117.61
		72”(1829mm)	JDVL-4872-JD	W				2014.28	2025.99	2173.76	2185.47
Top — Laminate B											
29”(737mm)	36”(914mm)	60”(1524mm)	JDVL-3660-JD	W				\$1719.56	\$1731.27	\$1879.04	\$1890.75
		66”(1676mm)	JDVL-3666-JD	W				1787.42	1799.13	1946.90	1958.61
		72”(1829mm)	JDVL-3672-JD	W				1855.28	1866.99	2014.76	2026.47
29”(737mm)	42”(1067mm)	60”(1524mm)	JDVL-4260-JD	W				\$1799.06	\$1810.77	\$1958.54	\$1970.25
		66”(1676mm)	JDVL-4266-JD	W				1866.92	1878.63	2026.40	2038.11
		72”(1829mm)	JDVL-4272-JD	W				1934.78	1946.49	2094.26	2105.97
29”(737mm)	48”(1219mm)	60”(1524mm)	JDVL-4860-JD	W				\$1878.56	\$1890.27	\$2038.04	\$2049.75
		66”(1676mm)	JDVL-4866-JD	W				1946.42	1958.13	2105.90	2117.61
		72”(1829mm)	JDVL-4872-JD	W				2014.28	2025.99	2173.76	2185.47



JDVL-JDLWDS4  
(Left-Hand)



JDVL-JDRWDS4  
(Right-Hand)

Features

- Includes laminate top, wood end panels, steel modesty panel, steel column, and hardware for assembly and attachment to adjoining caseload.
- High-pressure laminate top has 3mm edgeband on the perimeter and 1mm edgeband on the back and straight end.
- Modesty panel is available with or without scallop wireway for cable management; scallop is centered at top of modesty panel.
- 36"(914mm) wide units have a 24"(610mm) deep D-end; 42"(1067mm) and 48"(1219mm) wide units have a 30"(762mm) deep D-end.
- Glides provide 1.5"(38mm) adjustment range.
- Field assembled.

Specification Tips

- Not for use as a stand-alone caseload. Must be attached to a return or bridge.
- A separately specified Worksurface Reinforcement Channel provides worksurface reinforcement to minimize deflection. Recommended for heavily loaded worksurface applications.

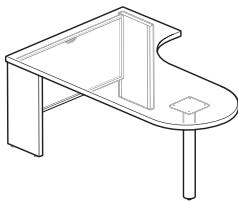
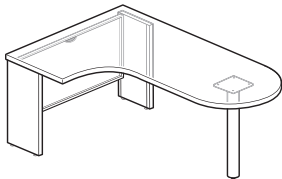
To Order, Specify:

- 1) Product number, including:
  - ① Orientation:
    - L Left-hand
    - R Right-hand
  - ② Modesty Panel Height:
    - B 1/3 Height
    - D 3/4 Height, add \$62.00 list
    - F Full Height, add \$124.00 list
  - ③ Modesty Panel Cable Management:
    - N No Scallop
    - S Scallop
  - ④ Adjoining Surface Depth:
    - 3 18"
    - 4 24", add \$67.86 list
    - 5 30", add \$135.72 list
- 2) Laminate color for top.
- 3) Edge trim color for top.
- 4) Wood finish color for end panels.
- 5) Trim color for column and modesty panel.

## X Series Convergents

Curved Wrap-Around D-Top — Wood Top with Column and Steel End Panels

Height	Width	Length	Number	①	②	③	④	End Panels - Steel Trim A		End Panels - Steel Trim B	
								Column/Modesty - Steel Trim A	Trim B	Column/Modesty - Steel Trim A	Trim B
Top — Wood Group A											
29"(737mm)	36"(914mm)	60"(1524mm)	JDVW-3660-KD	S				\$2068.02	\$2079.73	\$2128.85	\$2140.56
		66"(1676mm)	JDVW-3666-KD	S				2147.52	2159.23	2208.35	2220.06
		72"(1829mm)	JDVW-3672-KD	S				2227.02	2238.73	2287.85	2299.56
29"(737mm)	42"(1067mm)	60"(1524mm)	JDVW-4260-KD	S				\$2166.30	\$2178.01	\$2227.13	\$2238.84
		66"(1676mm)	JDVW-4266-KD	S				2245.80	2257.51	2306.63	2318.34
		72"(1829mm)	JDVW-4272-KD	S				2325.30	2337.01	2386.13	2397.84
29"(737mm)	48"(1219mm)	60"(1524mm)	JDVW-4860-KD	S				\$2264.58	\$2276.29	\$2325.41	\$2337.12
		66"(1676mm)	JDVW-4866-KD	S				2344.08	2355.79	2404.91	2416.62
		72"(1829mm)	JDVW-4872-KD	S				2423.58	2435.29	2484.41	2496.12
Top — Wood Group B											
29"(737mm)	36"(914mm)	60"(1524mm)	JDVW-3660-KD	S				\$2174.64	\$2186.35	\$2235.47	\$2247.18
		66"(1676mm)	JDVW-3666-KD	S				2268.30	2280.01	2329.13	2340.84
		72"(1829mm)	JDVW-3672-KD	S				2361.96	2373.67	2422.79	2434.50
29"(737mm)	42"(1067mm)	60"(1524mm)	JDVW-4260-KD	S				\$2290.38	\$2302.09	\$2351.21	\$2362.92
		66"(1676mm)	JDVW-4266-KD	S				2384.04	2395.75	2444.87	2456.58
		72"(1829mm)	JDVW-4272-KD	S				2477.70	2489.41	2538.53	2550.24
29"(737mm)	48"(1219mm)	60"(1524mm)	JDVW-4860-KD	S				\$2406.12	\$2417.83	\$2466.95	\$2478.66
		66"(1676mm)	JDVW-4866-KD	S				2499.78	2511.49	2560.61	2572.32
		72"(1829mm)	JDVW-4872-KD	S				2593.44	2605.15	2654.27	2665.98

JDVW-KDLS4S4  
(Left-Hand)JDVW-KDRSDS4  
(Right-Hand)

### Features

- Includes wood top, steel end panels, steel modesty panel, steel column, and hardware for assembly and attachment to adjoining caseload.
- Wood veneer top has 3mm edgeband on the perimeter and 1mm edgeband on the back and straight end.
- Modesty panel is available with or without scallop wireway for cable management; scallop is centered at top of modesty panel.
- 36"(914mm) wide units have a 24"(610mm) deep D-end; 42"(1067mm) and 48"(1219mm) wide units have a 30"(762mm) deep D-end.
- Glides provide 1.5"(38mm) adjustment range.
- Field assembled.

### Specification Tips

- Not for use as a stand-alone caseload. Must be attached to a return or bridge.
- A separately specified Worksurface Reinforcement Channel provides worksurface reinforcement to minimize deflection. Recommended for heavily loaded worksurface applications.

### To Order, Specify:

- Product number, including:

#### ① Orientation:

- L** Left-hand
- R** Right-hand

#### ② Modesty Panel Height:

- B** 1/3 Height
- D** 3/4 Height, add **\$62.00** list
- F** Full Height, add **\$124.00** list

#### ③ Modesty Panel Cable Management:

- N** No Scallop
- S** Scallop

#### ④ Adjoining Surface Depth:

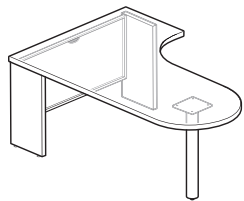
- 3** 18"
- 4** 24", add **\$79.50** list
- 5** 30", add **\$159.00** list

- Wood finish color for top.
- Trim color for end panels.
- Trim color for column and modesty panel.

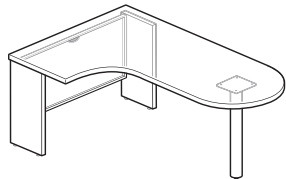
## X Series Convergents

Curved Wrap-Around D-Top — Wood Top with Column and Laminate End Panels

Height	Width	Length	Number	①	②	③	④	End Panels - Laminate A		End Panels - Laminate B	
								Column/Modesty - Steel Trim A	Column/Modesty - Steel Trim B	Column/Modesty - Steel Trim A	Column/Modesty - Steel Trim B
Top — Wood Group A											
29"(737mm)	36"(914mm)	60"(1524mm)	JDVW-3660-KD		L			\$1864.49	\$1876.20	\$1864.49	\$1876.20
		66"(1676mm)	JDVW-3666-KD		L			1943.99	1955.70	1943.99	1955.70
		72"(1829mm)	JDVW-3672-KD		L			2023.49	2035.20	2023.49	2035.20
29"(737mm)	42"(1067mm)	60"(1524mm)	JDVW-4260-KD		L			\$1962.77	\$1974.48	\$1962.77	\$1974.48
		66"(1676mm)	JDVW-4266-KD		L			2042.27	2053.98	2042.27	2053.98
		72"(1829mm)	JDVW-4272-KD		L			2121.77	2133.48	2121.77	2133.48
29"(737mm)	48"(1219mm)	60"(1524mm)	JDVW-4860-KD		L			\$2061.05	\$2072.76	\$2061.05	\$2072.76
		66"(1676mm)	JDVW-4866-KD		L			2140.55	2152.26	2140.55	2152.26
		72"(1829mm)	JDVW-4872-KD		L			2220.05	2231.76	2220.05	2231.76
Top — Wood Group B											
29"(737mm)	36"(914mm)	60"(1524mm)	JDVW-3660-KD		L			\$1971.11	\$1982.82	\$1971.11	\$1982.82
		66"(1676mm)	JDVW-3666-KD		L			2064.77	2076.48	2064.77	2076.48
		72"(1829mm)	JDVW-3672-KD		L			2158.43	2170.14	2158.43	2170.14
29"(737mm)	42"(1067mm)	60"(1524mm)	JDVW-4260-KD		L			\$2086.85	\$2098.56	\$2086.85	\$2098.56
		66"(1676mm)	JDVW-4266-KD		L			2180.51	2192.22	2180.51	2192.22
		72"(1829mm)	JDVW-4272-KD		L			2274.17	2285.88	2274.17	2285.88
29"(737mm)	48"(1219mm)	60"(1524mm)	JDVW-4860-KD		L			\$2202.59	\$2214.30	\$2202.59	\$2214.30
		66"(1676mm)	JDVW-4866-KD		L			2296.25	2307.96	2296.25	2307.96
		72"(1829mm)	JDVW-4872-KD		L			2389.91	2401.62	2389.91	2401.62



JDVW-KDLLDS4  
(Left-Hand)



JDVW-KDRLDS4  
(Right-Hand)

### Features

- Includes wood top, laminate end panels, steel modesty panel, steel column, and hardware for assembly and attachment to adjoining caseload.
- Wood veneer top has 3mm edgeband on the perimeter and 1mm edgeband on the back and straight end.
- Modesty panel is available with or without scallop wireway for cable management; scallop is centered at top of modesty panel.
- 36"(914mm) wide units have a 24"(610mm) deep D-end; 42"(1067mm) and 48"(1219mm) wide units have a 30"(762mm) deep D-end.
- Glides provide 1.5"(38mm) adjustment range.
- Field assembled.

### Specification Tips

- Not for use as a stand-alone caseload. Must be attached to a return or bridge.
- A separately specified Worksurface Reinforcement Channel provides worksurface reinforcement to minimize deflection. Recommended for heavily loaded worksurface applications.

### To Order, Specify:

- Product number, including:

#### ① Orientation:

- L** Left-hand
- R** Right-hand

#### ② Modesty Panel Height:

- B** 1/3 Height
- D** 3/4 Height, add **\$62.00** list
- F** Full Height, add **\$124.00** list

#### ③ Modesty Panel Cable Management:

- N** No Scallop
- S** Scallop

#### ④ Adjoining Surface Depth:

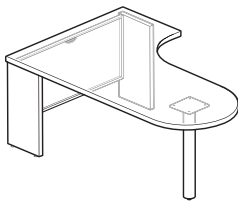
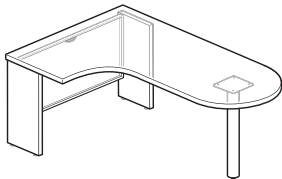
- 3** 18"
- 4** 24", add **\$79.50** list
- 5** 30", add **\$159.00** list

- Wood finish color for top.
- Laminate color for end panels.
- Edge trim color for end panels.
- Trim color for column and modesty panel.

## X Series Convergents

Curved Wrap-Around D-Top — Wood Top with Column and Wood End Panels

								End Panels - Wood Group A		End Panels - Wood Group B	
Height	Width	Length	Number	①	②	③	④	Column/Modesty - Steel Trim A	Trim B	Column/Modesty - Steel Trim A	Trim B
Top — Wood Group A											
29"(737mm)	36"(914mm)	60"(1524mm)	JDVW-3660-KD	■	W	■	■	\$2182.66	\$2194.37	\$2342.14	\$2353.85
		66"(1676mm)	JDVW-3666-KD	■	W	■	■	2262.16	2273.87	2421.64	2433.35
		72"(1829mm)	JDVW-3672-KD	■	W	■	■	2341.66	2353.37	2501.14	2512.85
29"(737mm)	42"(1067mm)	60"(1524mm)	JDVW-4260-KD	■	W	■	■	\$2280.94	\$2292.65	\$2440.42	\$2452.13
		66"(1676mm)	JDVW-4266-KD	■	W	■	■	2360.44	2372.15	2519.92	2531.63
		72"(1829mm)	JDVW-4272-KD	■	W	■	■	2439.94	2451.65	2599.42	2611.13
29"(737mm)	48"(1219mm)	60"(1524mm)	JDVW-4860-KD	■	W	■	■	\$2379.22	\$2390.93	\$2538.70	\$2550.41
		66"(1676mm)	JDVW-4866-KD	■	W	■	■	2458.72	2470.43	2618.20	2629.91
		72"(1829mm)	JDVW-4872-KD	■	W	■	■	2538.22	2549.93	2697.70	2709.41
Top — Wood Group B											
29"(737mm)	36"(914mm)	60"(1524mm)	JDVW-3660-KD	■	W	■	■	\$2289.28	\$2300.99	\$2448.76	\$2460.47
		66"(1676mm)	JDVW-3666-KD	■	W	■	■	2382.94	2394.65	2542.42	2554.13
		72"(1829mm)	JDVW-3672-KD	■	W	■	■	2476.60	2488.31	2636.08	2647.79
29"(737mm)	42"(1067mm)	60"(1524mm)	JDVW-4260-KD	■	W	■	■	\$2405.02	\$2416.73	\$2564.50	\$2576.21
		66"(1676mm)	JDVW-4266-KD	■	W	■	■	2498.68	2510.39	2658.16	2669.87
		72"(1829mm)	JDVW-4272-KD	■	W	■	■	2592.34	2604.05	2751.82	2763.53
29"(737mm)	48"(1219mm)	60"(1524mm)	JDVW-4860-KD	■	W	■	■	\$2520.76	\$2532.47	\$2680.24	\$2691.95
		66"(1676mm)	JDVW-4866-KD	■	W	■	■	2614.42	2626.13	2773.90	2785.61
		72"(1829mm)	JDVW-4872-KD	■	W	■	■	2708.08	2719.79	2867.56	2879.27

JDVW-KDLWDS4  
(Left-Hand)JDVW-KDRWDS4  
(Right-Hand)

### Features

- Includes wood top, wood end panels, steel modesty panel, steel column, and hardware for assembly and attachment to adjoining caseload.
- Wood veneer top has 3mm edgeband on the perimeter and 1mm edgeband on the back and straight end.
- Modesty panel is available with or without scallop wireway for cable management; scallop is centered at top of modesty panel.
- 36"(914mm) wide units have a 24"(610mm) deep D-end; 42"(1067mm) and 48"(1219mm) wide units have a 30"(762mm) deep D-end.
- Glides provide 1.5"(38mm) adjustment range.
- Field assembled.

### Specification Tips

- Not for use as a stand-alone caseload. Must be attached to a return or bridge.
- A separately specified Worksurface Reinforcement Channel provides worksurface reinforcement to minimize deflection. Recommended for heavily loaded worksurface applications.

### To Order, Specify:

- Product number, including:

#### ① Orientation:

- L** Left-hand
- R** Right-hand

#### ② Modesty Panel Height:

- B** 1/3 Height
- D** 3/4 Height, add **\$62.00** list
- F** Full Height, add **\$124.00** list

#### ③ Modesty Panel Cable Management:

- N** No Scallop
- S** Scallop

#### ④ Adjoining Surface Depth:

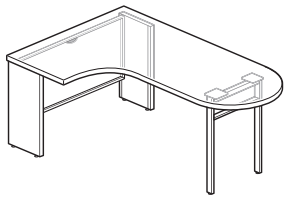
- 3** 18"
- 4** 24", add **\$79.50** list
- 5** 30", add **\$159.00** list

- Wood finish color for top.
- Wood finish color for end panels.
- Trim color for column and modesty panel.

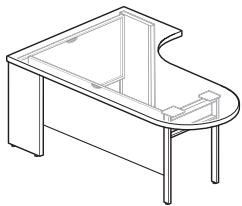
## X Series Convergents

Curved Wrap-Around D-Top — Laminate Top with Double Support Leg and Steel End Panels

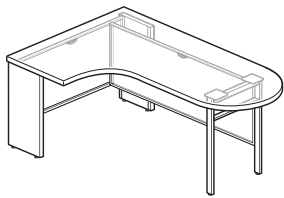
										End Panels - Steel Trim A		End Panels - Steel Trim B	
Height	Width	Length	Number	①	②	③	④	⑤	Support Leg/Modesty - Steel		Support Leg/Modesty - Steel		
									Trim A	Trim B	Trim A	Trim B	
Top — Laminate A													
29"(737mm)	36"(914mm)	60"(1524mm)	JDVL-3660-JB	S					\$1657.57	\$1675.11	\$1718.40	\$1735.94	
		66"(1676mm)	JDVL-3666-JB	S					1725.43	1742.97	1786.26	1803.80	
		72"(1829mm)	JDVL-3672-JB	S					1793.29	1810.83	1854.12	1871.66	
29"(737mm)	42"(1067mm)	60"(1524mm)	JDVL-4260-JB	S					\$1755.79	\$1773.33	\$1816.62	\$1834.16	
		66"(1676mm)	JDVL-4266-JB	S					1823.65	1841.19	1884.48	1902.02	
		72"(1829mm)	JDVL-4272-JB	S					1891.51	1909.05	1952.34	1969.88	
29"(737mm)	48"(1219mm)	60"(1524mm)	JDVL-4860-JB	S					\$1835.29	\$1852.83	\$1896.12	\$1913.66	
		66"(1676mm)	JDVL-4866-JB	S					1903.15	1920.69	1963.98	1981.52	
		72"(1829mm)	JDVL-4872-JB	S					1971.01	1988.55	2031.84	2049.38	
Top — Laminate B													
29"(737mm)	36"(914mm)	60"(1524mm)	JDVL-3660-JB	S					\$1657.57	\$1675.11	\$1718.40	\$1735.94	
		66"(1676mm)	JDVL-3666-JB	S					1725.43	1742.97	1786.26	1803.80	
		72"(1829mm)	JDVL-3672-JB	S					1793.29	1810.83	1854.12	1871.66	
29"(737mm)	42"(1067mm)	60"(1524mm)	JDVL-4260-JB	S					\$1755.79	\$1773.33	\$1816.62	\$1834.16	
		66"(1676mm)	JDVL-4266-JB	S					1823.65	1841.19	1884.48	1902.02	
		72"(1829mm)	JDVL-4272-JB	S					1891.51	1909.05	1952.34	1969.88	
29"(737mm)	48"(1219mm)	60"(1524mm)	JDVL-4860-JB	S					\$1835.29	\$1852.83	\$1896.12	\$1913.66	
		66"(1676mm)	JDVL-4866-JB	S					1903.15	1920.69	1963.98	1981.52	
		72"(1829mm)	JDVL-4872-JB	S					1971.01	1988.55	2031.84	2049.38	



JDVL-JBRSDS4N  
(Right-Hand, No Guest Modesty Panel)



JDVL-JBLSDS4Y  
(Left-Hand, with Guest Modesty Panel)



JDVL-JBRSDS4Y  
(Right-Hand, with Guest Modesty Panel)

### Features

- Includes laminate top, steel end panels, steel modesty panel, steel double support leg, and hardware for assembly and attachment to adjoining caseload.
- Available with or without guest modesty panel.
- High-pressure laminate top has 3mm edgeband on the perimeter and 1mm edgeband on the back and straight end.
- Modesty panel is available with or without scallop wireway for cable management; scallop is centered at top of modesty panel.
- 36"(914mm) wide units have a 24"(610mm) deep D-end; 42"(1067mm) and 48"(1219mm) wide units have a 30"(762mm) deep D-end.
- Glides provide 1"(25mm) adjustment range.
- Field assembled.

### Specification Tips

- Not for use as a stand-alone caseload. Must be attached to a return or bridge.
- Optional guest modesty panel matches color, height, and cable management selections for end modesty panel.
- A separately specified Worksurface Reinforcement Channel provides worksurface reinforcement to minimize deflection. Recommended for heavily loaded worksurface applications.

### To Order, Specify:

- 1) Product number, including:

#### ① Orientation:

- L** Left-hand
- R** Right-hand

#### ② Modesty Panel Height:

- B** 1/3 Height
- D** 3/4 Height, add **\$62.00** list
- F** Full Height, add **\$124.00** list

#### ③ Modesty Panel Cable Management:

- N** No Scallop
- S** Scallop

#### ④ Adjoining Surface Depth:

- 3** 18"
- 4** 24", add **\$67.86** list
- 5** 30", add **\$135.72** list

#### ⑤ Guest Modesty Panel:

- N** No Guest Modesty Panel
- Y** Guest Modesty Panel  
(add **\$61.99** list for 1/3 height guest modesty panel)  
(add **\$123.99** list for 3/4 height guest modesty panel)  
(add **\$185.99** list for full height guest modesty panel)

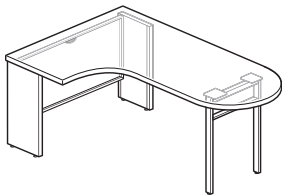
- 2) Laminate finish color for top.
- 3) Edge trim color for top.
- 4) Trim color for end panels.
- 5) Trim color for double support leg and modesty panel(s).



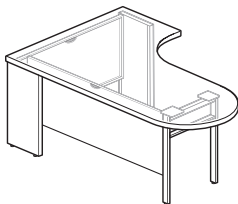
## X Series Convergents

Curved Wrap-Around D-Top — Laminate Top with Double Support Leg and Laminate End Panels

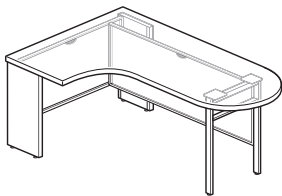
Height	Width	Length	Number	①	②	③	④	⑤	End Panels - Laminate A		End Panels - Laminate B	
									Support Leg/Modesty - Steel Trim A	Trim B	Support Leg/Modesty - Steel Trim A	Trim B
Top — Laminate A												
29"(737mm)	36"(914mm)	60"(1524mm)	JDVL-3660-JB	L					\$1454.04	\$1471.58	\$1454.04	\$1471.58
		66"(1676mm)	JDVL-3666-JB	L					1521.90	1539.44	1521.90	1539.44
		72"(1829mm)	JDVL-3672-JB	L					1589.76	1607.30	1589.76	1607.30
29"(737mm)	42"(1067mm)	60"(1524mm)	JDVL-4260-JB	L					\$1552.26	\$1569.80	\$1552.26	\$1569.80
		66"(1676mm)	JDVL-4266-JB	L					1620.12	1637.66	1620.12	1637.66
		72"(1829mm)	JDVL-4272-JB	L					1687.98	1705.52	1687.98	1705.52
29"(737mm)	48"(1219mm)	60"(1524mm)	JDVL-4860-JB	L					\$1631.76	\$1649.30	\$1631.76	\$1649.30
		66"(1676mm)	JDVL-4866-JB	L					1699.62	1717.16	1699.62	1717.16
		72"(1829mm)	JDVL-4872-JB	L					1767.48	1785.02	1767.48	1785.02
Top — Laminate B												
29"(737mm)	36"(914mm)	60"(1524mm)	JDVL-3660-JB	L					\$1454.04	\$1471.58	\$1454.04	\$1471.58
		66"(1676mm)	JDVL-3666-JB	L					1521.90	1539.44	1521.90	1539.44
		72"(1829mm)	JDVL-3672-JB	L					1589.76	1607.30	1589.76	1607.30
29"(737mm)	42"(1067mm)	60"(1524mm)	JDVL-4260-JB	L					\$1552.26	\$1569.80	\$1552.26	\$1569.80
		66"(1676mm)	JDVL-4266-JB	L					1620.12	1637.66	1620.12	1637.66
		72"(1829mm)	JDVL-4272-JB	L					1687.98	1705.52	1687.98	1705.52
29"(737mm)	48"(1219mm)	60"(1524mm)	JDVL-4860-JB	L					\$1631.76	\$1649.30	\$1631.76	\$1649.30
		66"(1676mm)	JDVL-4866-JB	L					1699.62	1717.16	1699.62	1717.16
		72"(1829mm)	JDVL-4872-JB	L					1767.48	1785.02	1767.48	1785.02



JDVL-JBRLDS4N  
(Right-Hand, No Guest Modesty Panel)



JDVL-JBLDS4Y  
(Left-Hand, with Guest Modesty Panel)



JDVL-JBRLDS4Y  
(Right-Hand, with Guest Modesty Panel)

### Features

- Includes laminate top, laminate end panels, steel modesty panel, steel double support leg, and hardware for assembly and attachment to adjoining caseload.
- Available with or without guest modesty panel.
- High-pressure laminate top has 3mm edgeband on the perimeter and 1mm edgeband on the back and straight end.
- Modesty panel(s) available with or without scallop wireway for cable management; scallop is centered at top of modesty panel(s).
- 36"(914mm) wide units have a 24"(610mm) deep D-end; 42"(1067mm) and 48"(1219mm) wide units have a 30"(762mm) deep D-end.
- Glides provide 1"(25mm) adjustment range.
- Field assembled.

### Specification Tips

- Not for use as a stand-alone caseload. Must be attached to a return or bridge.
- Optional guest modesty panel matches color, height, and cable management selections for end modesty panel.
- A separately specified Worksurface Reinforcement Channel provides worksurface reinforcement to minimize deflection. Recommended for heavily loaded worksurface applications.

### To Order, Specify:

- Product number, including:

#### ① Orientation:

- L** Left-hand
- R** Right-hand

#### ② Modesty Panel Height:

- B** 1/3 Height
- D** 3/4 Height, add **\$62.00** list
- F** Full Height, add **\$124.00** list

#### ③ Modesty Panel Cable Management:

- N** No Scallop
- S** Scallop

#### ④ Adjoining Surface Depth:

- 3** 18"
- 4** 24", add **\$67.86** list
- 5** 30", add **\$135.72** list

#### ⑤ Guest Modesty Panel:

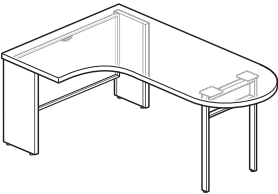
- N** No Guest Modesty Panel
- Y** Guest Modesty Panel  
(add **\$61.99** list for 1/3 height guest modesty panel)  
(add **\$123.99** list for 3/4 height guest modesty panel)  
(add **\$185.99** list for full height guest modesty panel)

- Laminate finish color for top.
- Edge trim color for top.
- Laminate color for end panels.
- Edge trim color for end panels.
- Trim color for double support leg and modesty panel(s).

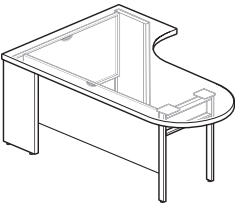
X Series Convergents

Curved Wrap-Around D-Top — Laminate Top with Double Support Leg and Wood End Panels

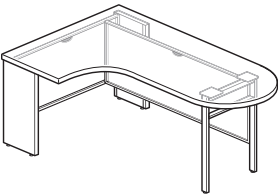
Height	Width	Length	Number	①	②	③	④	⑤	End Panels - Wood Group A		End Panels - Wood Group B	
									Support Leg/Modesty - Steel Trim A	Support Leg/Modesty - Steel Trim B	Support Leg/Modesty - Steel Trim A	Support Leg/Modesty - Steel Trim B
Top — Laminate A												
29”(737mm)	36”(914mm)	60”(1524mm)	JDVL-3660-JB	W					\$1772.21	\$1789.75	\$1931.69	\$1949.23
		66”(1676mm)	JDVL-3666-JB	W					1840.07	1857.61	1999.55	2017.09
		72”(1829mm)	JDVL-3672-JB	W					1907.93	1925.47	2067.41	2084.95
29”(737mm)	42”(1067mm)	60”(1524mm)	JDVL-4260-JB	W					\$1870.43	\$1887.97	\$2029.91	\$2047.45
		66”(1676mm)	JDVL-4266-JB	W					1938.29	1955.83	2097.77	2115.31
		72”(1829mm)	JDVL-4272-JB	W					2006.15	2023.69	2165.63	2183.17
29”(737mm)	48”(1219mm)	60”(1524mm)	JDVL-4860-JB	W					\$1949.93	\$1967.47	\$2109.41	\$2126.95
		66”(1676mm)	JDVL-4866-JB	W					2017.79	2035.33	2177.27	2194.81
		72”(1829mm)	JDVL-4872-JB	W					2085.65	2103.19	2245.13	2262.67
Top — Laminate B												
29”(737mm)	36”(914mm)	60”(1524mm)	JDVL-3660-JB	W					\$1772.21	\$1789.75	\$1931.69	\$1949.23
		66”(1676mm)	JDVL-3666-JB	W					1840.07	1857.61	1999.55	2017.09
		72”(1829mm)	JDVL-3672-JB	W					1907.93	1925.47	2067.41	2084.95
29”(737mm)	42”(1067mm)	60”(1524mm)	JDVL-4260-JB	W					\$1870.43	\$1887.97	\$2029.91	\$2047.45
		66”(1676mm)	JDVL-4266-JB	W					1938.29	1955.83	2097.77	2115.31
		72”(1829mm)	JDVL-4272-JB	W					2006.15	2023.69	2165.63	2183.17
29”(737mm)	48”(1219mm)	60”(1524mm)	JDVL-4860-JB	W					\$1949.93	\$1967.47	\$2109.41	\$2126.95
		66”(1676mm)	JDVL-4866-JB	W					2017.79	2035.33	2177.27	2194.81
		72”(1829mm)	JDVL-4872-JB	W					2085.65	2103.19	2245.13	2262.67



JDVL-JBRWDS4N  
(Right-Hand, No Guest Modesty Panel)



JDVL-JBLWDS4Y  
(Left-Hand, with Guest Modesty Panel)



JDVL-JBRWDS4Y  
(Right-Hand, with Guest Modesty Panel)

Features

- Includes laminate top, wood end panels, steel modesty panel, steel double support leg, and hardware for assembly and attachment to adjoining caseload.
- Available with or without guest modesty panel.
- High-pressure laminate top has 3mm edgeband on the perimeter and 1mm edgeband on the back and straight end.
- Modesty panel(s) available with or without scallop wireway for cable management; scallop is centered at top of modesty panel(s).
- 36"(914mm) wide units have a 24"(610mm) deep D-end; 42"(1067mm) and 48"(1219mm) wide units have a 30"(762mm) deep D-end.
- Glides provide 1"(25mm) adjustment range.
- Field assembled.

Specification Tips

- Not for use as a stand-alone caseload. Must be attached to a return or bridge.
- Optional guest modesty panel matches color, height, and cable management selections for end modesty panel.
- A separately specified Worksurface Reinforcement Channel provides worksurface reinforcement to minimize deflection. Recommended for heavily loaded worksurface applications.

To Order, Specify:

- 1) Product number, including:

① Orientation:

- L Left-hand  
R Right-hand

② Modesty Panel Height:

- B 1/3 Height  
D 3/4 Height, add \$62.00 list  
F Full Height, add \$124.00 list

③ Modesty Panel Cable Management:

- N No Scallop  
S Scallop

④ Adjoining Surface Depth:

- 3 18"  
4 24", add \$67.86 list  
5 30", add \$135.72 list

⑤ Guest Modesty Panel:

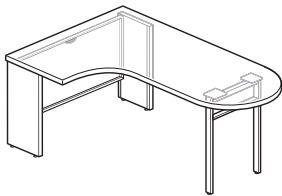
- N No Guest Modesty Panel  
Y Guest Modesty Panel  
(add \$61.99 list for 1/3 height guest modesty panel)  
(add \$123.99 list for 3/4 height guest modesty panel)  
(add \$185.99 list for full height guest modesty panel)

- 2) Laminate color for top.  
3) Edge trim color for top.  
4) Wood finish color for end panels.  
5) Trim color for double support leg and modesty panel(s).

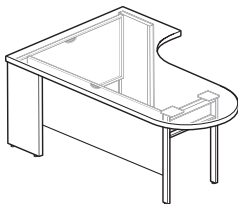
## X Series Convergents

Curved Wrap-Around D-Top — Wood Top with Double Support Leg and Steel End Panels

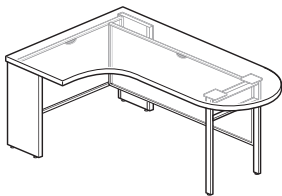
									End Panels - Steel Trim A		End Panels - Steel Trim B	
Height	Width	Length	Number	①	②	③	④	⑤	Support Leg/Modesty - Steel Trim A	Support Leg/Modesty - Steel Trim B	Support Leg/Modesty - Steel Trim A	Support Leg/Modesty - Steel Trim B
Top — Wood Group A												
29”(737mm)	36”(914mm)	60”(1524mm)	JDVW-3660-KB	S					\$2120.67	\$2138.21	\$2181.50	\$2199.04
		66”(1676mm)	JDVW-3666-KB	S					\$2200.17	\$2217.71	\$2261.00	\$2278.54
		72”(1829mm)	JDVW-3672-KB	S					\$2279.67	\$2297.21	\$2340.50	\$2358.04
29”(737mm)	42”(1067mm)	60”(1524mm)	JDVW-4260-KB	S					\$2237.67	\$2255.21	\$2298.50	\$2316.04
		66”(1676mm)	JDVW-4266-KB	S					\$2317.17	\$2334.71	\$2378.00	\$2395.54
		72”(1829mm)	JDVW-4272-KB	S					\$2396.67	\$2414.21	\$2457.50	\$2475.04
29”(737mm)	48”(1219mm)	60”(1524mm)	JDVW-4860-KB	S					\$2335.95	\$2353.49	\$2396.78	\$2414.32
		66”(1676mm)	JDVW-4866-KB	S					\$2415.45	\$2432.99	\$2476.28	\$2493.82
		72”(1829mm)	JDVW-4872-KB	S					\$2494.95	\$2512.49	\$2555.78	\$2573.32
Top — Wood Group B												
29”(737mm)	36”(914mm)	60”(1524mm)	JDVW-3660-KB	S					\$2227.29	\$2244.83	\$2288.12	\$2305.66
		66”(1676mm)	JDVW-3666-KB	S					\$2320.95	\$2338.49	\$2381.78	\$2399.32
		72”(1829mm)	JDVW-3672-KB	S					\$2414.61	\$2432.15	\$2475.44	\$2492.98
29”(737mm)	42”(1067mm)	60”(1524mm)	JDVW-4260-KB	S					\$2361.75	\$2379.29	\$2422.58	\$2440.12
		66”(1676mm)	JDVW-4266-KB	S					\$2455.41	\$2472.95	\$2516.24	\$2533.78
		72”(1829mm)	JDVW-4272-KB	S					\$2549.07	\$2566.61	\$2609.90	\$2627.44
29”(737mm)	48”(1219mm)	60”(1524mm)	JDVW-4860-KB	S					\$2477.49	\$2495.03	\$2538.32	\$2555.86
		66”(1676mm)	JDVW-4866-KB	S					\$2571.15	\$2588.69	\$2631.98	\$2649.52
		72”(1829mm)	JDVW-4872-KB	S					\$2664.81	\$2682.35	\$2725.64	\$2743.18



JDVW-KBRSDS4N  
(Right-Hand, No Guest Modesty Panel)



JDVW-KBLSDS4Y  
(Left-Hand, with Guest Modesty Panel)



JDVW-KBRSDS4Y  
(Right-Hand, with Guest Modesty Panel)

### Features

- Includes wood top, steel end panels, steel modesty panel, steel double support leg, and hardware for assembly and attachment to adjoining caseload.
- Available with or without guest modesty panel.
- Wood veneer top has 3mm edgeband on the perimeter and 1mm edgeband on the back and straight end.
- Modesty panel(s) available with or without scallop wireway for cable management; scallop is centered at top of modesty panel(s).
- 36"(914mm) wide units have a 24"(610mm) deep D-end; 42"(1067mm) and 48"(1219mm) wide units have a 30"(762mm) deep D-end.
- Glides provide 1"(25mm) adjustment range.
- Field assembled.

### Specification Tips

- Not for use as a stand-alone caseload. Must be attached to a return or bridge.
- Optional guest modesty panel matches color, height, and cable management selections for end modesty panel.
- A separately specified Worksurface Reinforcement Channel provides worksurface reinforcement to minimize deflection. Recommended for heavily loaded worksurface applications.

### To Order, Specify:

- Product number, including:

#### ① Orientation:

- L** Left-hand
- R** Right-hand

#### ② Modesty Panel Height:

- B** 1/3 Height
- D** 3/4 Height, add **\$62.00** list
- F** Full Height, add **\$124.00** list

#### ③ Modesty Panel Cable Management:

- N** No Scallop
- S** Scallop

#### ④ Adjoining Surface Depth:

- 3** 18"
- 4** 24", add **\$79.50** list
- 5** 30", add **\$159.00** list

#### ⑤ Guest Modesty Panel:

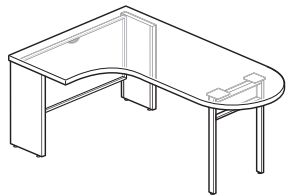
- N** No Guest Modesty Panel
- Y** Guest Modesty Panel  
(add **\$61.99** list for 1/3 height guest modesty panel)  
(add **\$123.99** list for 3/4 height guest modesty panel)  
(add **\$185.99** list for full height guest modesty panel)

- Wood finish color for top.
- Trim color for end panels.
- Trim color for double support leg and modesty panel(s).

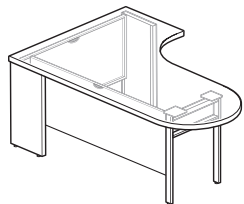
## X Series Convergents

Curved Wrap-Around D-Top — Wood Top with Double Support Leg and Laminate End Panels

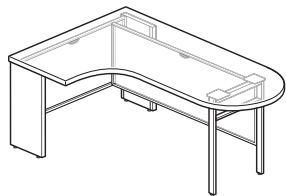
										End Panels - Laminate A		End Panels - Laminate B	
Height	Width	Length	Number	①	②	③	④	⑤	Support Leg/Modesty - Steel		Support Leg/Modesty - Steel		
									Trim A	Trim B	Trim A	Trim B	
Top — Wood Group A													
29”(737mm)	36”(914mm)	60”(1524mm)	JDVW-3660-KB		L					\$1917.14	\$1934.68	\$1917.14	\$1934.68
		66”(1676mm)	JDVW-3666-KB		L					1996.64	2014.18	1996.64	2014.18
		72”(1829mm)	JDVW-3672-KB		L					2076.14	2093.68	2076.14	2093.68
29”(737mm)	42”(1067mm)	60”(1524mm)	JDVW-4260-KB		L					\$2034.14	\$2051.68	\$2034.14	\$2051.68
		66”(1676mm)	JDVW-4266-KB		L					2113.64	2131.18	2113.64	2131.18
		72”(1829mm)	JDVW-4272-KB		L					2193.14	2210.68	2193.14	2210.68
29”(737mm)	48”(1219mm)	60”(1524mm)	JDVW-4860-KB		L					\$2132.42	\$2149.96	\$2132.42	\$2149.96
		66”(1676mm)	JDVW-4866-KB		L					2211.92	2229.46	2211.92	2229.46
		72”(1829mm)	JDVW-4872-KB		L					2291.42	2308.96	2291.42	2308.96
Top — Wood Group B													
29”(737mm)	36”(914mm)	60”(1524mm)	JDVW-3660-KB		L					\$2023.76	\$2041.30	\$2023.76	\$2041.30
		66”(1676mm)	JDVW-3666-KB		L					2117.42	2134.96	2117.42	2134.96
		72”(1829mm)	JDVW-3672-KB		L					2211.08	2228.62	2211.08	2228.62
29”(737mm)	42”(1067mm)	60”(1524mm)	JDVW-4260-KB		L					\$2158.22	\$2175.76	\$2158.22	\$2175.76
		66”(1676mm)	JDVW-4266-KB		L					2251.88	2269.42	2251.88	2269.42
		72”(1829mm)	JDVW-4272-KB		L					2345.54	2363.08	2345.54	2363.08
29”(737mm)	48”(1219mm)	60”(1524mm)	JDVW-4860-KB		L					\$2273.96	\$2291.50	\$2273.96	\$2291.50
		66”(1676mm)	JDVW-4866-KB		L					2367.62	2385.16	2367.62	2385.16
		72”(1829mm)	JDVW-4872-KB		L					2461.28	2478.82	2461.28	2478.82



JDVW-KBRLLDS4N  
(Right-Hand, No Guest Modesty Panel)



JDVW-KBRLLDS4Y  
(Left-Hand, with Guest Modesty Panel)



JDVW-KBRLLDS4Y  
(Right-Hand, with Guest Modesty Panel)

### Features

- Includes wood top, laminate end panels, steel modesty panel, steel double support leg, and hardware for assembly and attachment to adjoining caseload.
- Available with or without guest modesty panel.
- Wood veneer top has 3mm edgeband on the perimeter and 1mm edgeband on the back and straight end.
- Modesty panel(s) available with or without scallop wireway for cable management; scallop is centered at top of modesty panel(s).
- 36"(914mm) wide units have a 24"(610mm) deep D-end; 42"(1067mm) and 48"(1219mm) wide units have a 30"(762mm) deep D-end.
- Glides provide 1"(25mm) adjustment range.
- Field assembled.

### Specification Tips

- Not for use as a stand-alone caseload. Must be attached to a return or bridge.
- Optional guest modesty panel matches color, height, and cable management selections for end modesty panel.
- A separately specified Worksurface Reinforcement Channel provides worksurface reinforcement to minimize deflection. Recommended for heavily loaded worksurface applications.

### To Order, Specify:

- Product number, including:

#### ① Orientation:

- L** Left-hand
- R** Right-hand

#### ② Modesty Panel Height:

- B** 1/3 Height
- D** 3/4 Height, add **\$62.00** list
- F** Full Height, add **\$124.00** list

#### ③ Modesty Panel Cable Management:

- N** No Scallop
- S** Scallop

#### ④ Adjoining Surface Depth:

- 3** 18"
- 4** 24", add **\$79.50** list
- 5** 30", add **\$159.00** list

#### ⑤ Guest Modesty Panel:

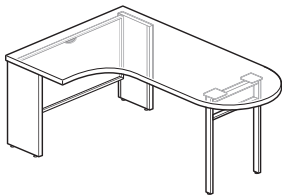
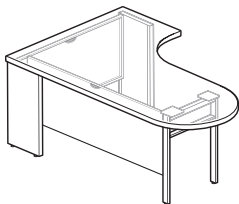
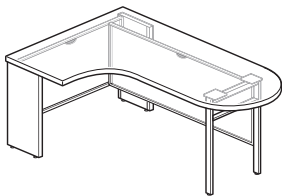
- N** No Guest Modesty Panel
- Y** Guest Modesty Panel  
(add **\$61.99** list for 1/3 height guest modesty panel)  
(add **\$123.99** list for 3/4 height guest modesty panel)  
(add **\$185.99** list for full height guest modesty panel)

- Wood finish color for top.
- Laminate color for end panels.
- Edge trim color for end panels.
- Trim color for double support leg and modesty panel(s).

## X Series Convergents

Curved Wrap-Around D-Top — Wood Top with Double Support Leg and Wood End Panels

									End Panels - Wood Group A		End Panels - Wood Group B	
Height	Width	Length	Number	①	②	③	④	⑤	Support Leg/Modesty - Steel Trim A	Support Leg/Modesty - Steel Trim B	Support Leg/Modesty - Steel Trim A	Support Leg/Modesty - Steel Trim B
Top — Wood Group A												
29”(737mm)	36”(914mm)	60”(1524mm)	JDVW-3660-KB	W					\$2235.31	\$2252.85	\$2394.79	\$2412.33
		66”(1676mm)	JDVW-3666-KB	W					2314.81	2332.35	2474.29	2491.83
		72”(1829mm)	JDVW-3672-KB	W					2394.31	2411.85	2553.79	2571.33
29”(737mm)	42”(1067mm)	60”(1524mm)	JDVW-4260-KB	W					\$2352.31	\$2369.85	\$2511.79	\$2529.33
		66”(1676mm)	JDVW-4266-KB	W					2431.81	2449.35	2591.29	2608.83
		72”(1829mm)	JDVW-4272-KB	W					2511.31	2528.85	2670.79	2688.33
29”(737mm)	48”(1219mm)	60”(1524mm)	JDVW-4860-KB	W					\$2450.59	\$2468.13	\$2610.07	\$2627.61
		66”(1676mm)	JDVW-4866-KB	W					2530.09	2547.63	2689.57	2707.11
		72”(1829mm)	JDVW-4872-KB	W					2609.59	2627.13	2769.07	2786.61
Top — Wood Group B												
29”(737mm)	36”(914mm)	60”(1524mm)	JDVW-3660-KB	W					\$2341.93	\$2359.47	\$2501.41	\$2518.95
		66”(1676mm)	JDVW-3666-KB	W					2435.59	2453.13	2595.07	2612.61
		72”(1829mm)	JDVW-3672-KB	W					2529.25	2546.79	2688.73	2706.27
29”(737mm)	42”(1067mm)	60”(1524mm)	JDVW-4260-KB	W					\$2476.39	\$2493.93	\$2635.87	\$2653.41
		66”(1676mm)	JDVW-4266-KB	W					2570.05	2587.59	2729.53	2747.07
		72”(1829mm)	JDVW-4272-KB	W					2663.71	2681.25	2823.19	2840.73
29”(737mm)	48”(1219mm)	60”(1524mm)	JDVW-4860-KB	W					\$2592.13	\$2609.67	\$2751.61	\$2769.15
		66”(1676mm)	JDVW-4866-KB	W					2685.79	2703.33	2845.27	2862.81
		72”(1829mm)	JDVW-4872-KB	W					2779.45	2796.99	2938.93	2956.47

JDVW-KBRWDS4N  
(Right-Hand, No Guest Modesty Panel)JDVW-KBLWDS4Y  
(Left-Hand, with Guest Modesty Panel)JDVW-KBRWDS4Y  
(Right-Hand, with Guest Modesty Panel)

### Features

- Includes wood top, wood end panels, steel modesty panel, steel double support leg, and hardware for assembly and attachment to adjoining caseload.
- Available with or without guest modesty panel.
- Wood veneer top has 3mm edgeband on the perimeter and 1mm edgeband on the back and straight end.
- Modesty panel(s) available with or without scallop wireway for cable management; scallop is centered at top of modesty panel(s).
- 36"(914mm) wide units have a 24"(610mm) deep D-end; 42"(1067mm) and 48"(1219mm) wide units have a 30"(762mm) deep D-end.
- Glides provide 1"(25mm) adjustment range.
- Field assembled.

### Specification Tips

- Not for use as a stand-alone caseload. Must be attached to a return or bridge.
- Optional guest modesty panel matches color, height, and cable management selections for end modesty panel.
- A separately specified Worksurface Reinforcement Channel provides worksurface reinforcement to minimize deflection. Recommended for heavily loaded worksurface applications.

### To Order, Specify:

- Product number, including:

#### ① Orientation:

- L** Left-hand
- R** Right-hand

#### ② Modesty Panel Height:

- B** 1/3 Height
- D** 3/4 Height, add **\$62.00** list
- F** Full Height, add **\$124.00** list

#### ③ Modesty Panel Cable Management:

- N** No Scallop
- S** Scallop

#### ④ Adjoining Surface Depth:

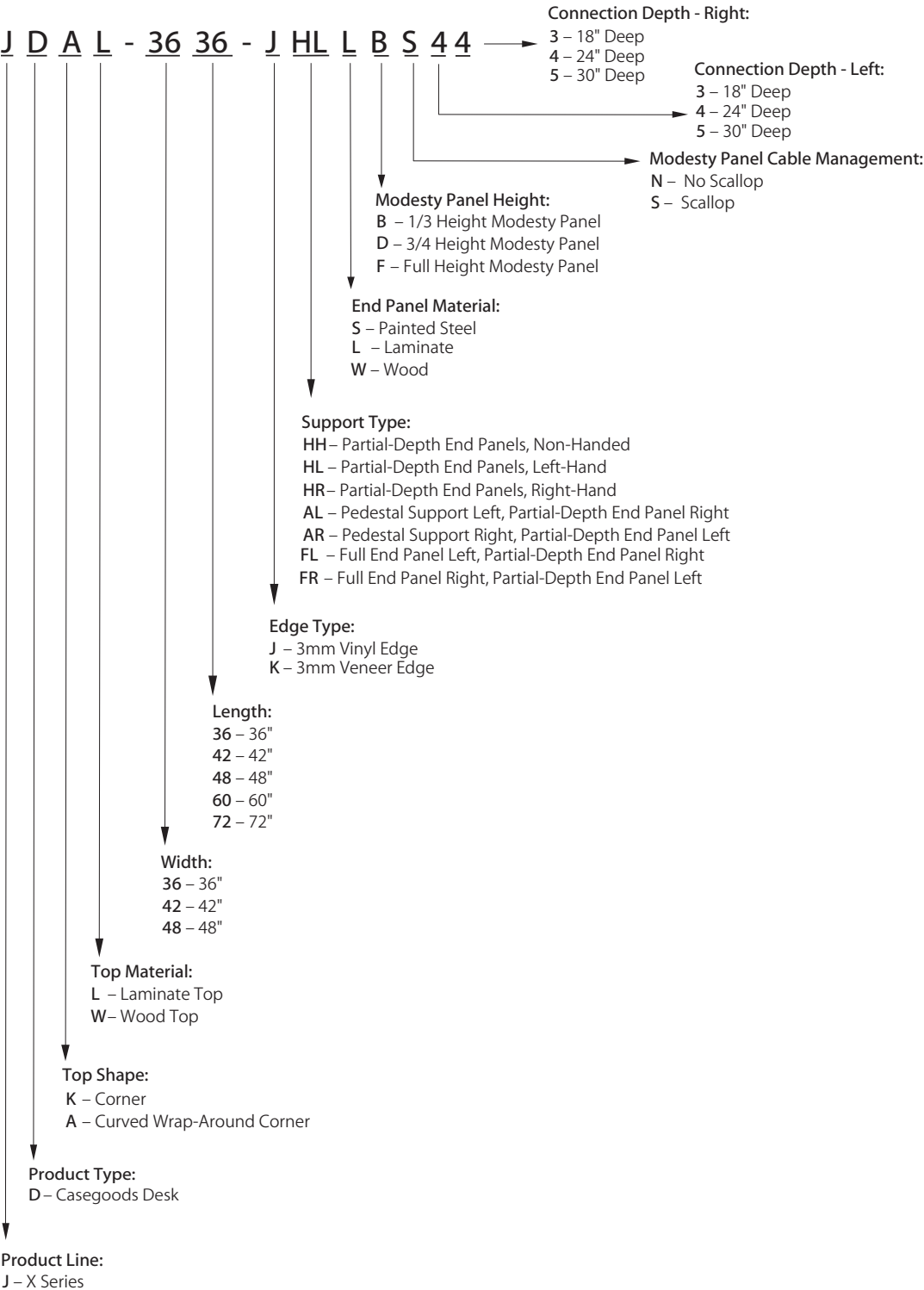
- 3** 18"
- 4** 24", add **\$79.50** list
- 5** 30", add **\$159.00** list

#### ⑤ Guest Modesty Panel:

- N** No Guest Modesty Panel
- Y** Guest Modesty Panel  
(add **\$61.99** list for 1/3 height guest modesty panel)  
(add **\$123.99** list for 3/4 height guest modesty panel)  
(add **\$185.99** list for full height guest modesty panel)

- Wood finish color for top.
- Wood finish color for end panels.
- Trim color for double support leg and modesty panel(s).

X Series Corners, Extended Corners, Transitional Corners — Catalog Logic

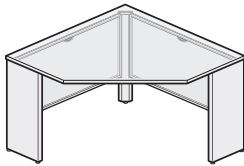




## X Series Corners

Corner — Laminate Top with Steel End Panels

Width	Length	Number	① ②	End Panels - Steel Trim A		End Panels - Steel Trim B	
				Modesty - Steel Trim A	Trim B	Modesty - Steel Trim A	Trim B
Top — Laminate A — 29”(737mm) High, 18”/18”(457mm) Deep							
36”(914mm)	36”(914mm)	JDKL-3636-JHHS	<div><div></div><div></div></div> 33	\$1123.39	\$1179.27	\$1186.23	\$1242.11
42”(1067mm)	42”(1067mm)	JDKL-4242-JHHS	<div><div></div><div></div></div> 33	1291.03	1356.15	1353.87	1418.99
48”(1219mm)	48”(1219mm)	JDKL-4848-JHHS	<div><div></div><div></div></div> 33	1458.67	1533.03	1521.51	1595.87
29”(737mm) High, 24”/24”(610mm) Deep							
36”(914mm)	36”(914mm)	JDKL-3636-JHHS	<div><div></div><div></div></div> 44	\$1153.63	\$1209.51	\$1216.47	\$1272.35
42”(1067mm)	42”(1067mm)	JDKL-4242-JHHS	<div><div></div><div></div></div> 44	1321.27	1386.39	1384.11	1449.23
48”(1219mm)	48”(1219mm)	JDKL-4848-JHHS	<div><div></div><div></div></div> 44	1488.91	1563.27	1551.75	1626.11
29”(737mm) High, 30”/30”(762mm) Deep							
42”(1067mm)	42”(1067mm)	JDKL-4242-JHHS	<div><div></div><div></div></div> 55	\$1351.51	\$1416.63	\$1414.35	\$1479.47
48”(1219mm)	48”(1219mm)	JDKL-4848-JHHS	<div><div></div><div></div></div> 55	1519.15	1593.51	1581.99	1656.35
Top — Laminate B — 29”(737mm) High, 18”/18”(457mm) Deep							
36”(914mm)	36”(914mm)	JDKL-3636-JHHS	<div><div></div><div></div></div> 33	\$1123.39	\$1179.27	\$1186.23	\$1242.11
42”(1067mm)	42”(1067mm)	JDKL-4242-JHHS	<div><div></div><div></div></div> 33	1291.03	1356.15	1353.87	1418.99
48”(1219mm)	48”(1219mm)	JDKL-4848-JHHS	<div><div></div><div></div></div> 33	1458.67	1533.03	1521.51	1595.87
29”(737mm) High, 24”/24”(610mm) Deep							
36”(914mm)	36”(914mm)	JDKL-3636-JHHS	<div><div></div><div></div></div> 44	\$1153.63	\$1209.51	\$1216.47	\$1272.35
42”(1067mm)	42”(1067mm)	JDKL-4242-JHHS	<div><div></div><div></div></div> 44	1321.27	1386.39	1384.11	1449.23
48”(1219mm)	48”(1219mm)	JDKL-4848-JHHS	<div><div></div><div></div></div> 44	1488.91	1563.27	1551.75	1626.11
29”(737mm) High, 30”/30”(762mm) Deep							
42”(1067mm)	42”(1067mm)	JDKL-4242-JHHS	<div><div></div><div></div></div> 55	\$1351.51	\$1416.63	\$1414.35	\$1479.47
48”(1219mm)	48”(1219mm)	JDKL-4848-JHHS	<div><div></div><div></div></div> 55	1519.15	1593.51	1581.99	1656.35



JDKL-JHHS44

### Features

- Includes laminate top, steel end panels, steel modesty panels, and hardware for assembly and attachment to adjoining caseload.
- High-pressure laminate top has 3mm edgeband on user edge and 1mm edgeband on sides and back.
- Modesty panels are available with or without scallop wireway for cable management; scallop is centered at top of modesty panel.
- Glides provide 1.5" (38mm) adjustment range.
- Field assembled.

### Specification Tips

- Not for use as a stand-alone caseload. Half end panels must be attached to a return or bridge.
- Modesty panel height, cable management, and color selections apply to both modesty panels.

### To Order, Specify:

- 1) Product number, including:

#### ① Modesty Panel Height:

- B** 1/3 Height
- D** 3/4 Height, add \$61.70 list
- F** Full Height, add \$123.90 list

#### ② Modesty Panel Cable Management:

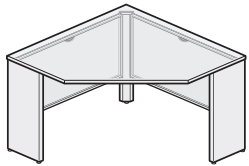
- N** No Scallop
- S** Scallop

- 2) Laminate color for top.
- 3) Edge trim color for top.
- 4) Trim color for end panels.
- 5) Trim color for modesty panels.

## X Series Corners

Corner — Laminate Top with Laminate End Panels

				End Panels - Laminate A		End Panels - Laminate B	
Width	Length	Number	① ②	Modesty - Steel		Modesty - Steel	
				Trim A	Trim B	Trim A	Trim B
Top — Laminate A — 29”(737mm) High, 18”/18”(457mm) Deep							
36”(914mm)	36”(914mm)	JDKL-3636-JHHL	<div><div></div><div></div></div> 33	\$ 920.83	\$ 976.71	\$ 920.83	\$ 976.71
42”(1067mm)	42”(1067mm)	JDKL-4242-JHHL	<div><div></div><div></div></div> 33	1088.47	1153.59	1088.47	1153.59
48”(1219mm)	48”(1219mm)	JDKL-4848-JHHL	<div><div></div><div></div></div> 33	1256.11	1330.47	1256.11	1330.47
29”(737mm) High, 24”/24”(610mm) Deep							
36”(914mm)	36”(914mm)	JDKL-3636-JHHL	<div><div></div><div></div></div> 44	\$ 951.07	\$1006.95	\$ 951.07	\$1006.95
42”(1067mm)	42”(1067mm)	JDKL-4242-JHHL	<div><div></div><div></div></div> 44	1118.71	1183.83	1118.71	1183.83
48”(1219mm)	48”(1219mm)	JDKL-4848-JHHL	<div><div></div><div></div></div> 44	1286.35	1360.71	1286.35	1360.71
29”(737mm) High, 30”/30”(762mm) Deep							
42”(1067mm)	42”(1067mm)	JDKL-4242-JHHL	<div><div></div><div></div></div> 55	\$1148.95	\$1214.07	\$1148.95	\$1214.07
48”(1219mm)	48”(1219mm)	JDKL-4848-JHHL	<div><div></div><div></div></div> 55	1316.59	1390.95	1316.59	1390.95
Top — Laminate B — 29”(737mm) High, 18”/18”(457mm) Deep							
36”(914mm)	36”(914mm)	JDKL-3636-JHHL	<div><div></div><div></div></div> 33	\$ 920.83	\$ 976.71	\$ 920.83	\$ 976.71
42”(1067mm)	42”(1067mm)	JDKL-4242-JHHL	<div><div></div><div></div></div> 33	1088.47	1153.59	1088.47	1153.59
48”(1219mm)	48”(1219mm)	JDKL-4848-JHHL	<div><div></div><div></div></div> 33	1256.11	1330.47	1256.11	1330.47
29”(737mm) High, 24”/24”(610mm) Deep							
36”(914mm)	36”(914mm)	JDKL-3636-JHHL	<div><div></div><div></div></div> 44	\$ 951.07	\$1006.95	\$ 951.07	\$1006.95
42”(1067mm)	42”(1067mm)	JDKL-4242-JHHL	<div><div></div><div></div></div> 44	1118.71	1183.83	1118.71	1183.83
48”(1219mm)	48”(1219mm)	JDKL-4848-JHHL	<div><div></div><div></div></div> 44	1286.35	1360.71	1286.35	1360.71
29”(737mm) High, 30”/30”(762mm) Deep							
42”(1067mm)	42”(1067mm)	JDKL-4242-JHHL	<div><div></div><div></div></div> 55	\$1148.95	\$1214.07	\$1148.95	\$1214.07
48”(1219mm)	48”(1219mm)	JDKL-4848-JHHL	<div><div></div><div></div></div> 55	1316.59	1390.95	1316.59	1390.95



JDKL-JHHLDS44

### Features

- Includes laminate top, laminate end panels, steel modesty panels, and hardware for assembly and attachment to adjoining caseload.
- High-pressure laminate top has 3mm edgeband on user edge and 1mm edgeband on sides and back.
- Modesty panels are available with or without scallop wireway for cable management; scallop is centered at top of modesty panel.
- Glides provide 1.5" (38mm) adjustment range.
- Field assembled.

### Specification Tips

- Not for use as a stand-alone caseload. Half end panels must be attached to a return or bridge.
- Modesty panel height, cable management, and color selections apply to both modesty panels.

### To Order, Specify:

- 1) Product number, including:

#### ① Modesty Panel Height:

- B** 1/3 Height
- D** 3/4 Height, add \$61.70 list
- F** Full Height, add \$123.90 list

#### ② Modesty Panel Cable Management:

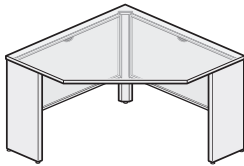
- N** No Scallop
- S** Scallop

- 2) Laminate color for top.
- 3) Edge trim color for top.
- 4) Laminate color for end panels.
- 5) Edge trim color for end panels.
- 6) Trim color for modesty panels.

## X Series Corners

Corner — Laminate Top with Wood End Panels

Width	Length	Number	①②	End Panels - Wood Group A		End Panels - Wood Group B	
				Modesty - Steel Trim A	Trim B	Modesty - Steel Trim A	Trim B
Top — Laminate A — 29”(737mm) High, 18”/18”(457mm) Deep							
36”(914mm)	36”(914mm)	JDKL-3636-JHHW	<div><div></div><div></div></div> 33	\$1237.47	\$1293.35	\$1396.21	\$1452.09
42”(1067mm)	42”(1067mm)	JDKL-4242-JHHW	<div><div></div><div></div></div> 33	1405.11	1470.23	1563.85	1628.97
48”(1219mm)	48”(1219mm)	JDKL-4848-JHHW	<div><div></div><div></div></div> 33	1572.75	1647.11	1731.49	1805.85
29”(737mm) High, 24”/24”(610mm) Deep							
36”(914mm)	36”(914mm)	JDKL-3636-JHHW	<div><div></div><div></div></div> 44	\$1267.71	\$1323.59	\$1426.45	\$1482.33
42”(1067mm)	42”(1067mm)	JDKL-4242-JHHW	<div><div></div><div></div></div> 44	1435.35	1500.47	1594.09	1659.21
48”(1219mm)	48”(1219mm)	JDKL-4848-JHHW	<div><div></div><div></div></div> 44	1602.99	1677.35	1761.73	1836.09
29”(737mm) High, 30”/30”(762mm) Deep							
42”(1067mm)	42”(1067mm)	JDKL-4242-JHHW	<div><div></div><div></div></div> 55	\$1465.59	\$1530.71	\$1624.33	\$1689.45
48”(1219mm)	48”(1219mm)	JDKL-4848-JHHW	<div><div></div><div></div></div> 55	1633.23	1707.59	1791.97	1866.33
Top — Laminate B — 29”(737mm) High, 18”/18”(457mm) Deep							
36”(914mm)	36”(914mm)	JDKL-3636-JHHW	<div><div></div><div></div></div> 33	\$1237.47	\$1293.35	\$1396.21	\$1452.09
42”(1067mm)	42”(1067mm)	JDKL-4242-JHHW	<div><div></div><div></div></div> 33	1405.11	1470.23	1563.85	1628.97
48”(1219mm)	48”(1219mm)	JDKL-4848-JHHW	<div><div></div><div></div></div> 33	1572.75	1647.11	1731.49	1805.85
29”(737mm) High, 24”/24”(610mm) Deep							
36”(914mm)	36”(914mm)	JDKL-3636-JHHW	<div><div></div><div></div></div> 44	\$1267.71	\$1323.59	\$1426.45	\$1482.33
42”(1067mm)	42”(1067mm)	JDKL-4242-JHHW	<div><div></div><div></div></div> 44	1435.35	1500.47	1594.09	1659.21
48”(1219mm)	48”(1219mm)	JDKL-4848-JHHW	<div><div></div><div></div></div> 44	1602.99	1677.35	1761.73	1836.09
29”(737mm) High, 30”/30”(762mm) Deep							
42”(1067mm)	42”(1067mm)	JDKL-4242-JHHW	<div><div></div><div></div></div> 55	\$1465.59	\$1530.71	\$1624.33	\$1689.45
48”(1219mm)	48”(1219mm)	JDKL-4848-JHHW	<div><div></div><div></div></div> 55	1633.23	1707.59	1791.97	1866.33



JDKL-JHHWDS44

### Features

- Includes laminate top, wood end panels, steel modesty panels and hardware for assembly and attachment to adjoining caseload.
- High-pressure laminate top has 3mm edgeband on user edge and 1mm edgeband on sides and back.
- Modesty panels are available with or without scallop wireway for cable management; scallop is centered at top of modesty panel.
- Glides provide 1.5" (38mm) adjustment range.
- Field assembled.

### Specification Tips

- Not for use as a stand-alone caseload. Half end panels must be attached to a return or bridge.
- Modesty panel height, cable management, and color selections apply to both modesty panels.

### To Order, Specify:

- Product number, including:

#### ① Modesty Panel Height:

- B** 1/3 Height
- D** 3/4 Height, add \$61.70 list
- F** Full Height, add \$123.90 list

#### ② Modesty Panel Cable Management:

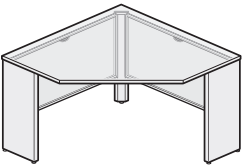
- N** No Scallop
- S** Scallop

- Laminate color for top.
- Edge trim color for top.
- Wood finish color for end panels.
- Trim color for modesty panels.

X Series Corners

Corner — Wood Top with Steel End Panels

				End Panels - Steel Trim A		End Panels - Steel Trim B	
Width	Length	Number	①②	Modesty - Steel		Modesty - Steel	
				Trim A	Trim B	Trim A	Trim B
Top — Wood Group A — 29”(737mm) High, 18”/18”(457mm) Deep							
36”(914mm)	36”(914mm)	JDKW-3636-KHHS	<div><div></div><div></div></div> 33	\$1420.25	\$1476.13	\$1483.09	\$1538.97
42”(1067mm)	42”(1067mm)	JDKW-4242-KHHS	<div><div></div><div></div></div> 33	1587.89	1653.01	1650.73	1715.85
48”(1219mm)	48”(1219mm)	JDKW-4848-KHHS	<div><div></div><div></div></div> 33	1755.53	1829.89	1818.37	1892.73
29”(737mm) High, 24”/24”(610mm) Deep							
36”(914mm)	36”(914mm)	JDKW-3636-KHHS	<div><div></div><div></div></div> 44	\$1480.73	\$1536.61	\$1543.57	\$1599.45
42”(1067mm)	42”(1067mm)	JDKW-4242-KHHS	<div><div></div><div></div></div> 44	1648.37	1713.49	1711.21	1776.33
48”(1219mm)	48”(1219mm)	JDKW-4848-KHHS	<div><div></div><div></div></div> 44	1816.01	1890.37	1878.85	1953.21
29”(737mm) High, 30”/30”(762mm) Deep							
42”(1067mm)	42”(1067mm)	JDKW-4242-KHHS	<div><div></div><div></div></div> 55	\$1708.85	\$1773.97	\$1771.69	\$1836.81
48”(1219mm)	48”(1219mm)	JDKW-4848-KHHS	<div><div></div><div></div></div> 55	1876.49	1950.85	1939.33	2013.69
Top — Wood Group B — 29”(737mm) High, 18”/18”(457mm) Deep							
36”(914mm)	36”(914mm)	JDKW-3636-KHHS	<div><div></div><div></div></div> 33	\$1473.08	\$1528.96	\$1535.92	\$1591.80
42”(1067mm)	42”(1067mm)	JDKW-4242-KHHS	<div><div></div><div></div></div> 33	1670.54	1735.66	1733.38	1798.50
48”(1219mm)	48”(1219mm)	JDKW-4848-KHHS	<div><div></div><div></div></div> 33	1868.00	1942.36	1930.84	2005.20
29”(737mm) High, 24”/24”(610mm) Deep							
36”(914mm)	36”(914mm)	JDKW-3636-KHHS	<div><div></div><div></div></div> 44	\$1538.90	\$1594.78	\$1601.74	\$1657.62
42”(1067mm)	42”(1067mm)	JDKW-4242-KHHS	<div><div></div><div></div></div> 44	1736.36	1801.48	1799.20	1864.32
48”(1219mm)	48”(1219mm)	JDKW-4848-KHHS	<div><div></div><div></div></div> 44	1933.82	2008.18	1996.66	2071.02
29”(737mm) High, 30”/30”(762mm) Deep							
42”(1067mm)	42”(1067mm)	JDKW-4242-KHHS	<div><div></div><div></div></div> 55	\$1802.18	\$1867.30	\$1865.02	\$1930.14
48”(1219mm)	48”(1219mm)	JDKW-4848-KHHS	<div><div></div><div></div></div> 55	1999.64	2074.00	2062.48	2136.84



JDKW-KHHS44

Features

- Includes wood top, steel end panels, steel modesty panels, and hardware for assembly and attachment to adjoining caseload.
- Wood veneer top has 3mm edgeband on user edge and 1mm edgeband on sides and back.
- Modesty panels are available with or without scallop wireway for cable management; scallop is centered at top of modesty panel.
- Glides provide 1.5"(38mm) adjustment range.
- Field assembled.

Specification Tips

- Not for use as a stand-alone caseload. Half end panels must be attached to a return or bridge.
- Modesty panel height, cable management, and color selections apply to both modesty panels.

To Order, Specify:

- 1) Product number, including:

① Modesty Panel Height:

- B** 1/3 Height
- D** 3/4 Height, add \$61.70 list
- F** Full Height, add \$123.90 list

② Modesty Panel Cable Management:

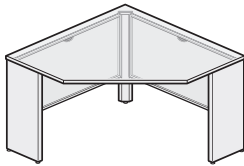
- N** No Scallop
- S** Scallop

- 2) Wood finish color for top.  
3) Trim color for end panels.  
4) Trim color for modesty panels.

## X Series Corners

Corner — Wood Top with Laminate End Panels

Width	Length	Number	①②	End Panels - Laminate A		End Panels - Laminate B	
				Modesty - Steel Trim A	Trim B	Modesty - Steel Trim A	Trim B
Top — Wood Group A — 29”(737mm) High, 18”/18”(457mm) Deep							
36”(914mm)	36”(914mm)	JDKW-3636-KHHL	<div><div></div><div></div></div> 33	\$1217.69	\$1273.57	\$1217.69	\$1273.57
42”(1067mm)	42”(1067mm)	JDKW-4242-KHHL	<div><div></div><div></div></div> 33	1385.33	1450.45	1385.33	1450.45
48”(1219mm)	48”(1219mm)	JDKW-4848-KHHL	<div><div></div><div></div></div> 33	1552.97	1627.33	1552.97	1627.33
29”(737mm) High, 24”/24”(610mm) Deep							
36”(914mm)	36”(914mm)	JDKW-3636-KHHL	<div><div></div><div></div></div> 44	\$1278.17	\$1334.05	\$1278.17	\$1334.05
42”(1067mm)	42”(1067mm)	JDKW-4242-KHHL	<div><div></div><div></div></div> 44	1445.81	1510.93	1445.81	1510.93
48”(1219mm)	48”(1219mm)	JDKW-4848-KHHL	<div><div></div><div></div></div> 44	1613.45	1687.81	1613.45	1687.81
29”(737mm) High, 30”/30”(762mm) Deep							
42”(1067mm)	42”(1067mm)	JDKW-4242-KHHL	<div><div></div><div></div></div> 55	\$1506.29	\$1571.41	\$1506.29	\$1571.41
48”(1219mm)	48”(1219mm)	JDKW-4848-KHHL	<div><div></div><div></div></div> 55	1673.93	1748.29	1673.93	1748.29
Top — Wood Group B — 29”(737mm) High, 18”/18”(457mm) Deep							
36”(914mm)	36”(914mm)	JDKW-3636-KHHL	<div><div></div><div></div></div> 33	\$1270.52	\$1326.40	\$1270.52	\$1326.40
42”(1067mm)	42”(1067mm)	JDKW-4242-KHHL	<div><div></div><div></div></div> 33	1467.98	1533.10	1467.98	1533.10
48”(1219mm)	48”(1219mm)	JDKW-4848-KHHL	<div><div></div><div></div></div> 33	1665.44	1739.80	1665.44	1739.80
29”(737mm) High, 24”/24”(610mm) Deep							
36”(914mm)	36”(914mm)	JDKW-3636-KHHL	<div><div></div><div></div></div> 44	\$1336.34	\$1392.22	\$1336.34	\$1392.22
42”(1067mm)	42”(1067mm)	JDKW-4242-KHHL	<div><div></div><div></div></div> 44	1533.80	1598.92	1533.80	1598.92
48”(1219mm)	48”(1219mm)	JDKW-4848-KHHL	<div><div></div><div></div></div> 44	1731.26	1805.62	1731.26	1805.62
29”(737mm) High, 30”/30”(762mm) Deep							
42”(1067mm)	42”(1067mm)	JDKW-4242-KHHL	<div><div></div><div></div></div> 55	\$1599.62	\$1664.74	\$1599.62	\$1664.74
48”(1219mm)	48”(1219mm)	JDKW-4848-KHHL	<div><div></div><div></div></div> 55	1797.08	1871.44	1797.08	1871.44



JDKW-KHHLDS44

### Features

- Includes wood top, laminate end panels, steel modesty panels, and hardware for assembly and attachment to adjoining caseload.
- Wood veneer top has 3mm edgeband on user edge and 1mm edgeband on sides and back.
- Modesty panels are available with or without scallop wireway for cable management; scallop is centered at top of modesty panel.
- Glides provide 1.5" (38mm) adjustment range.
- Field assembled.

### Specification Tips

- Not for use as a stand-alone caseload. Half end panels must be attached to a return or bridge.
- Modesty panel height, cable management, and color selections apply to both modesty panels.

### To Order, Specify:

- 1) Product number, including:

#### ① Modesty Panel Height:

- B** 1/3 Height
- D** 3/4 Height, add \$61.70 list
- F** Full Height, add \$123.90 list

#### ② Modesty Panel Cable Management:

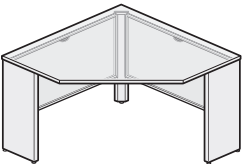
- N** No Scallop
- S** Scallop

- 2) Wood finish color for top.
- 3) Laminate color for end panels.
- 4) Edge trim color for end panels.
- 5) Trim color for modesty panels.

X Series Corners

Corner — Wood Top with Wood End Panels

Width	Length	Number	①②	End Panels - Wood Group A		End Panels - Wood Group B	
				Modesty - Steel Trim A	Trim B	Modesty - Steel Trim A	Trim B
Top — Wood Group A — 29”(737mm) High, 18”/18”(457mm) Deep							
36”(914mm)	36”(914mm)	JDKW-3636-KHHW	<div><div></div><div></div></div> 33	\$1534.33	\$1590.21	\$1693.07	\$1748.95
42”(1067mm)	42”(1067mm)	JDKW-4242-KHHW	<div><div></div><div></div></div> 33	1701.97	1767.09	1860.71	1925.83
48”(1219mm)	48”(1219mm)	JDKW-4848-KHHW	<div><div></div><div></div></div> 33	1869.61	1943.97	2028.35	2102.71
29”(737mm) High, 24”/24”(610mm) Deep							
36”(914mm)	36”(914mm)	JDKW-3636-KHHW	<div><div></div><div></div></div> 44	\$1594.81	\$1650.69	\$1753.55	\$1809.43
42”(1067mm)	42”(1067mm)	JDKW-4242-KHHW	<div><div></div><div></div></div> 44	1762.45	1827.57	1921.19	1986.31
48”(1219mm)	48”(1219mm)	JDKW-4848-KHHW	<div><div></div><div></div></div> 44	1930.09	2004.45	2088.83	2163.19
29”(737mm) High, 30”/30”(762mm) Deep							
42”(1067mm)	42”(1067mm)	JDKW-4242-KHHW	<div><div></div><div></div></div> 55	\$1822.93	\$1888.05	\$1981.67	\$2046.79
48”(1219mm)	48”(1219mm)	JDKW-4848-KHHW	<div><div></div><div></div></div> 55	1990.57	2064.93	2149.31	2223.67
Top — Wood Group B — 29”(737mm) High, 18”/18”(457mm) Deep							
36”(914mm)	36”(914mm)	JDKW-3636-KHHW	<div><div></div><div></div></div> 33	\$1587.16	\$1643.04	\$1745.90	\$1801.78
42”(1067mm)	42”(1067mm)	JDKW-4242-KHHW	<div><div></div><div></div></div> 33	1784.62	1849.74	1943.36	2008.48
48”(1219mm)	48”(1219mm)	JDKW-4848-KHHW	<div><div></div><div></div></div> 33	1982.08	2056.44	2140.82	2215.18
29”(737mm) High, 24”/24”(610mm) Deep							
36”(914mm)	36”(914mm)	JDKW-3636-KHHW	<div><div></div><div></div></div> 44	\$1652.98	\$1708.86	\$1811.72	\$1867.60
42”(1067mm)	42”(1067mm)	JDKW-4242-KHHW	<div><div></div><div></div></div> 44	1850.44	1915.56	2009.18	2074.30
48”(1219mm)	48”(1219mm)	JDKW-4848-KHHW	<div><div></div><div></div></div> 44	2047.90	2122.26	2206.64	2281.00
29”(737mm) High, 30”/30”(762mm) Deep							
42”(1067mm)	42”(1067mm)	JDKW-4242-KHHW	<div><div></div><div></div></div> 55	\$1916.26	\$1981.38	\$2075.00	\$2140.12
48”(1219mm)	48”(1219mm)	JDKW-4848-KHHW	<div><div></div><div></div></div> 55	2113.72	2188.08	2272.46	2346.82



JDKW-KHHWDS44

Features

- Includes wood top, wood end panels, steel modesty panels, and hardware for assembly and attachment to adjoining caseload.
- Wood veneer top has 3mm edgeband on user edge and 1mm edgeband on sides and back.
- Modesty panels are available with or without scallop wireway for cable management; scallop is centered at top of modesty panel.
- Glides provide 1.5"(38mm) adjustment range.
- Field assembled.

Specification Tips

- Not for use as a stand-alone caseload. Half end panels must be attached to a return or bridge.
- Modesty panel height, cable management, and color selections apply to both modesty panels.

To Order, Specify:

1) Product number, including:

① Modesty Panel Height:

- B** 1/3 Height
- D** 3/4 Height, add \$61.70 list
- F** Full Height, add \$123.90 list

② Modesty Panel Cable Management:

- N** No Scallop
- S** Scallop

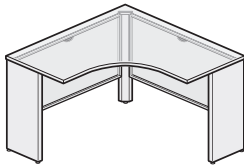
- 2) Wood finish color for top.
- 3) Wood finish color for end panels.
- 4) Trim color for modesty panels.



## X Series Corners

Curved Wrap-Around Corner — Laminate Top with Steel End Panels

Width	Length	Number	① ②	End Panels - Steel Trim A		End Panels - Steel Trim B	
				Modesty - Steel Trim A	Trim B	Modesty - Steel Trim A	Trim B
Top — Laminate A — 29”(737mm) High, 18”/18”(457mm) Deep							
36”(914mm)	36”(914mm)	JDAL-3636-JHHS	<div><div></div><div></div></div> 33	\$1173.44	\$1229.32	\$1236.28	\$1292.16
42”(1067mm)	42”(1067mm)	JDAL-4242-JHHS	<div><div></div><div></div></div> 33	1341.08	1406.20	1403.92	1469.04
48”(1219mm)	48”(1219mm)	JDAL-4848-JHHS	<div><div></div><div></div></div> 33	1508.72	1583.08	1571.56	1645.92
29”(737mm) High, 24”/24”(610mm) Deep							
36”(914mm)	36”(914mm)	JDAL-3636-JHHS	<div><div></div><div></div></div> 44	\$1203.68	\$1259.56	\$1266.52	\$1322.40
42”(1067mm)	42”(1067mm)	JDAL-4242-JHHS	<div><div></div><div></div></div> 44	1371.32	1436.44	1434.16	1499.28
48”(1219mm)	48”(1219mm)	JDAL-4848-JHHS	<div><div></div><div></div></div> 44	1538.96	1613.32	1601.80	1676.16
29”(737mm) High, 30”/30”(762mm) Deep							
42”(1067mm)	42”(1067mm)	JDAL-4242-JHHS	<div><div></div><div></div></div> 55	\$1401.56	\$1466.68	\$1464.40	\$1529.52
48”(1219mm)	48”(1219mm)	JDAL-4848-JHHS	<div><div></div><div></div></div> 55	1569.20	1643.56	1632.04	1706.40
Top — Laminate B — 29”(737mm) High, 18”/18”(457mm) Deep							
36”(914mm)	36”(914mm)	JDAL-3636-JHHS	<div><div></div><div></div></div> 33	\$1173.44	\$1229.32	\$1236.28	\$1292.16
42”(1067mm)	42”(1067mm)	JDAL-4242-JHHS	<div><div></div><div></div></div> 33	1341.08	1406.20	1403.92	1469.04
48”(1219mm)	48”(1219mm)	JDAL-4848-JHHS	<div><div></div><div></div></div> 33	1508.72	1583.08	1571.56	1645.92
29”(737mm) High, 24”/24”(610mm) Deep							
36”(914mm)	36”(914mm)	JDAL-3636-JHHS	<div><div></div><div></div></div> 44	\$1203.68	\$1259.56	\$1266.52	\$1322.40
42”(1067mm)	42”(1067mm)	JDAL-4242-JHHS	<div><div></div><div></div></div> 44	1371.32	1436.44	1434.16	1499.28
48”(1219mm)	48”(1219mm)	JDAL-4848-JHHS	<div><div></div><div></div></div> 44	1538.96	1613.32	1601.80	1676.16
29”(737mm) High, 30”/30”(762mm) Deep							
42”(1067mm)	42”(1067mm)	JDAL-4242-JHHS	<div><div></div><div></div></div> 55	\$1401.56	\$1466.68	\$1464.40	\$1529.52
48”(1219mm)	48”(1219mm)	JDAL-4848-JHHS	<div><div></div><div></div></div> 55	1569.20	1643.56	1632.04	1706.40



JDAL-JHHS44

### Features

- Includes laminate top, steel end panels, steel modesty panels, and hardware for assembly and attachment to adjoining caseload.
- High-pressure laminate top has 3mm edgeband on user edge and 1mm edgeband on sides and back.
- Modesty panels are available with or without scallop wireway for cable management; scallop is centered at top of modesty panel.
- Glides provide 1.5" (38mm) adjustment range.
- Field assembled.

### Specification Tips

- Not for use as a stand-alone caseload. Half end panels must be attached to a return or bridge.
- Modesty panel height, cable management, and color selections apply to both modesty panels.

### To Order, Specify:

- 1) Product number, including:

#### ① Modesty Panel Height:

- B** 1/3 Height
- D** 3/4 Height, add \$61.70 list
- F** Full Height, add \$123.90 list

















#### ② Modesty Panel Cable Management:

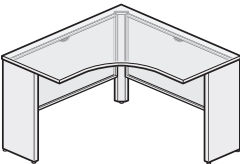
- N** No Scallop
- S** Scallop

- 2) Laminate color for top.
- 3) Edge trim color for top.
- 4) Trim color for end panels.
- 5) Trim color for modesty panels.

X Series Corners

Curved Wrap-Around Corner — Laminate Top with Laminate End Panels

Width	Length	Number	①②	End Panels - Laminate A		End Panels - Laminate B	
				Modesty - Steel Trim A	Trim B	Modesty - Steel Trim A	Trim B
Top — Laminate A — 29”(737mm) High, 18”/18”(457mm) Deep							
36”(914mm)	36”(914mm)	JDAL-3636-JHHL	 33	\$ 970.88	\$1026.76	\$ 970.88	\$1026.76
42”(1067mm)	42”(1067mm)	JDAL-4242-JHHL	 33	1138.52	1203.64	1138.52	1203.64
48”(1219mm)	48”(1219mm)	JDAL-4848-JHHL	 33	1306.16	1380.52	1306.16	1380.52
29”(737mm) High, 24”/24”(610mm) Deep							
36”(914mm)	36”(914mm)	JDAL-3636-JHHL	 44	\$1001.12	\$1057.00	\$1001.12	\$1057.00
42”(1067mm)	42”(1067mm)	JDAL-4242-JHHL	 44	1168.76	1233.88	1168.76	1233.88
48”(1219mm)	48”(1219mm)	JDAL-4848-JHHL	 44	1336.40	1410.76	1336.40	1410.76
29”(737mm) High, 30”/30”(762mm) Deep							
42”(1067mm)	42”(1067mm)	JDAL-4242-JHHL	 55	\$1199.00	\$1264.12	\$1199.00	\$1264.12
48”(1219mm)	48”(1219mm)	JDAL-4848-JHHL	 55	1366.64	1441.00	1366.64	1441.00
Top — Laminate B — 29”(737mm) High, 18”/18”(457mm) Deep							
36”(914mm)	36”(914mm)	JDAL-3636-JHHL	 33	\$ 970.88	\$1026.76	\$ 970.88	\$1026.76
42”(1067mm)	42”(1067mm)	JDAL-4242-JHHL	 33	1138.52	1203.64	1138.52	1203.64
48”(1219mm)	48”(1219mm)	JDAL-4848-JHHL	 33	1306.16	1380.52	1306.16	1380.52
29”(737mm) High, 24”/24”(610mm) Deep							
36”(914mm)	36”(914mm)	JDAL-3636-JHHL	 44	\$1001.12	\$1057.00	\$1001.12	\$1057.00
42”(1067mm)	42”(1067mm)	JDAL-4242-JHHL	 44	1168.76	1233.88	1168.76	1233.88
48”(1219mm)	48”(1219mm)	JDAL-4848-JHHL	 44	1336.40	1410.76	1336.40	1410.76
29”(737mm) High, 30”/30”(762mm) Deep							
42”(1067mm)	42”(1067mm)	JDAL-4242-JHHL	 55	\$1199.00	\$1264.12	\$1199.00	\$1264.12
48”(1219mm)	48”(1219mm)	JDAL-4848-JHHL	 55	1366.64	1441.00	1366.64	1441.00



JDAL-JHHLDS44

Features

- Includes laminate top, laminate end panels, steel modesty panels, and hardware for assembly and attachment to adjoining caseload.
- High-pressure laminate top has 3mm edgeband on user edge and 1mm edgeband on sides and back.
- Modesty panels are available with or without scallop wireway for cable management; scallop is centered at top of modesty panel.
- Glides provide 1.5”(38mm) adjustment range.
- Field assembled.

Specification Tips

- Not for use as a stand-alone caseload. Half end panels must be attached to a return or bridge.
- Modesty panel height, cable management, and color selections apply to both modesty panels.

To Order, Specify:

- 1) Product number, including:

① Modesty Panel Height:

- B** 1/3 Height
- D** 3/4 Height, add \$61.70 list
- F** Full Height, add \$123.90 list

② Modesty Panel Cable Management:

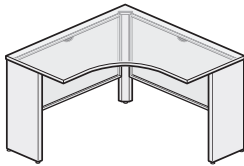
- N** No Scallop
- S** Scallop

- 2) Laminate color for top.  
3) Edge trim color for top.  
4) Laminate color for end panels.  
5) Edge trim color for end panels.  
6) Trim color for modesty panels.

## X Series Corners

Curved Wrap-Around Corner — Laminate Top with Wood End Panels

Width	Length	Number	① ②	End Panels - Wood Group A		End Panels - Wood Group B	
				Modesty - Steel Trim A	Trim B	Modesty - Steel Trim A	Trim B
Top — Laminate A — 29”(737mm) High, 18”/18”(457mm) Deep							
36”(914mm)	36”(914mm)	JDAL-3636-JHHW	<div><div></div><div></div></div> 33	\$1287.52	\$1343.40	\$1446.26	\$1502.14
42”(1067mm)	42”(1067mm)	JDAL-4242-JHHW	<div><div></div><div></div></div> 33	1455.16	1520.28	1613.90	1679.02
48”(1219mm)	48”(1219mm)	JDAL-4848-JHHW	<div><div></div><div></div></div> 33	1622.80	1697.16	1781.54	1855.90
29”(737mm) High, 24”/24”(610mm) Deep							
36”(914mm)	36”(914mm)	JDAL-3636-JHHW	<div><div></div><div></div></div> 44	\$1317.76	\$1373.64	\$1476.50	\$1532.38
42”(1067mm)	42”(1067mm)	JDAL-4242-JHHW	<div><div></div><div></div></div> 44	1485.40	1550.52	1644.14	1709.26
48”(1219mm)	48”(1219mm)	JDAL-4848-JHHW	<div><div></div><div></div></div> 44	1653.04	1727.40	1811.78	1886.14
29”(737mm) High, 30”/30”(762mm) Deep							
42”(1067mm)	42”(1067mm)	JDAL-4242-JHHW	<div><div></div><div></div></div> 55	\$1515.64	\$1580.76	\$1674.38	\$1739.50
48”(1219mm)	48”(1219mm)	JDAL-4848-JHHW	<div><div></div><div></div></div> 55	1683.28	1757.64	1842.02	1916.38
Top — Laminate B — 29”(737mm) High, 18”/18”(457mm) Deep							
36”(914mm)	36”(914mm)	JDAL-3636-JHHW	<div><div></div><div></div></div> 33	\$1287.52	\$1343.40	\$1446.26	\$1502.14
42”(1067mm)	42”(1067mm)	JDAL-4242-JHHW	<div><div></div><div></div></div> 33	1455.16	1520.28	1613.90	1679.02
48”(1219mm)	48”(1219mm)	JDAL-4848-JHHW	<div><div></div><div></div></div> 33	1622.80	1697.16	1781.54	1855.90
29”(737mm) High, 24”/24”(610mm) Deep							
36”(914mm)	36”(914mm)	JDAL-3636-JHHW	<div><div></div><div></div></div> 44	\$1317.76	\$1373.64	\$1476.50	\$1532.38
42”(1067mm)	42”(1067mm)	JDAL-4242-JHHW	<div><div></div><div></div></div> 44	1485.40	1550.52	1644.14	1709.26
48”(1219mm)	48”(1219mm)	JDAL-4848-JHHW	<div><div></div><div></div></div> 44	1653.04	1727.40	1811.78	1886.14
29”(737mm) High, 30”/30”(762mm) Deep							
42”(1067mm)	42”(1067mm)	JDAL-4242-JHHW	<div><div></div><div></div></div> 55	\$1515.64	\$1580.76	\$1674.38	\$1739.50
48”(1219mm)	48”(1219mm)	JDAL-4848-JHHW	<div><div></div><div></div></div> 55	1683.28	1757.64	1842.02	1916.38



JDAL-JHHWDS44

### Features

- Includes laminate top, wood end panels, steel modesty panels, and hardware for assembly and attachment to adjoining caseload.
- High-pressure laminate top has 3mm edgeband on user edge and 1mm edgeband on sides and back.
- Modesty panels are available with or without scallop wireway for cable management; scallop is centered at top of modesty panel.
- Glides provide 1.5" (38mm) adjustment range.
- Field assembled.

### Specification Tips

- Not for use as a stand-alone caseload. Half end panels must be attached to a return or bridge.
- Modesty panel height, cable management, and color selections apply to both modesty panels.

### To Order, Specify:

- 1) Product number, including:

#### ① Modesty Panel Height:

- B** 1/3 Height
- D** 3/4 Height, add \$61.70 list
- F** Full Height, add \$123.90 list

#### ② Modesty Panel Cable Management:

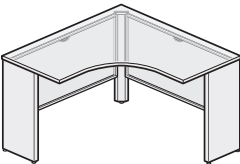
- N** No Scallop
- S** Scallop

- 2) Laminate color for top.
- 3) Edge trim color for top.
- 4) Wood finish color for end panels.
- 5) Trim color for modesty panels.

X Series Corners

Curved Wrap-Around Corner — Wood Top with Steel End Panels

Width	Length	Number	①②	End Panels - Steel Trim A		End Panels - Steel Trim B	
				Modesty - Steel Trim A	Trim B	Modesty - Steel Trim A	Trim B
Top — Wood Group A — 29”(737mm) High, 18”/18”(457mm) Deep							
36”(914mm)	36”(914mm)	JDAW-3636-KHHS	<div><div></div><div></div></div> 33	\$1470.30	\$1526.18	\$1533.14	\$1589.02
42”(1067mm)	42”(1067mm)	JDAW-4242-KHHS	<div><div></div><div></div></div> 33	1637.94	1703.06	1700.78	1765.90
48”(1219mm)	48”(1219mm)	JDAW-4848-KHHS	<div><div></div><div></div></div> 33	1805.58	1879.94	1868.42	1942.78
29”(737mm) High, 24”/24”(610mm) Deep							
36”(914mm)	36”(914mm)	JDAW-3636-KHHS	<div><div></div><div></div></div> 44	\$1530.78	\$1586.66	\$1593.62	\$1649.50
42”(1067mm)	42”(1067mm)	JDAW-4242-KHHS	<div><div></div><div></div></div> 44	1698.42	1763.54	1761.26	1826.38
48”(1219mm)	48”(1219mm)	JDAW-4848-KHHS	<div><div></div><div></div></div> 44	1866.06	1940.42	1928.90	2003.26
29”(737mm) High, 30”/30”(762mm) Deep							
42”(1067mm)	42”(1067mm)	JDAW-4242-KHHS	<div><div></div><div></div></div> 55	\$1758.90	\$1824.02	\$1821.74	\$1886.86
48”(1219mm)	48”(1219mm)	JDAW-4848-KHHS	<div><div></div><div></div></div> 55	1926.54	2000.90	1989.38	2063.74
Top — Wood Group B — 29”(737mm) High, 18”/18”(457mm) Deep							
36”(914mm)	36”(914mm)	JDAW-3636-KHHS	<div><div></div><div></div></div> 33	\$1523.13	\$1579.01	\$1585.97	\$1641.85
42”(1067mm)	42”(1067mm)	JDAW-4242-KHHS	<div><div></div><div></div></div> 33	1720.59	1785.71	1783.43	1848.55
48”(1219mm)	48”(1219mm)	JDAW-4848-KHHS	<div><div></div><div></div></div> 33	1918.05	1992.41	1980.89	2055.25
29”(737mm) High, 24”/24”(610mm) Deep							
36”(914mm)	36”(914mm)	JDAW-3636-KHHS	<div><div></div><div></div></div> 44	\$1588.95	\$1644.83	\$1651.79	\$1707.67
42”(1067mm)	42”(1067mm)	JDAW-4242-KHHS	<div><div></div><div></div></div> 44	1786.41	1851.53	1849.25	1914.37
48”(1219mm)	48”(1219mm)	JDAW-4848-KHHS	<div><div></div><div></div></div> 44	1983.87	2058.23	2046.71	2121.07
29”(737mm) High, 30”/30”(762mm) Deep							
42”(1067mm)	42”(1067mm)	JDAW-4242-KHHS	<div><div></div><div></div></div> 55	\$1852.23	\$1917.35	\$1915.07	\$1980.19
48”(1219mm)	48”(1219mm)	JDAW-4848-KHHS	<div><div></div><div></div></div> 55	2049.69	2124.05	2112.53	2186.89



JDAW-KHHS44

Features

- Includes wood top, steel end panels, steel modesty panels, and hardware for assembly and attachment to adjoining caseload.
- Wood veneer top has 3mm edgeband on user edge and 1mm edgeband on sides and back.
- Modesty panels are available with or without scallop wireway for cable management; scallop is centered at top of modesty panel.
- Glides provide 1.5"(38mm) adjustment range.
- Field assembled.

Specification Tips

- Not for use as a stand-alone caseload. Half end panels must be attached to a return or bridge.
- Modesty panel height, cable management, and color selections apply to both modesty panels.

To Order, Specify:

1) Product number, including:

① Modesty Panel Height:

- B** 1/3 Height
- D** 3/4 Height, add \$61.70 list
- F** Full Height, add \$123.90 list

















② Modesty Panel Cable Management:

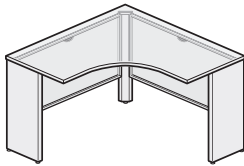
- N** No Scallop
- S** Scallop

- 2) Wood finish color for top.
- 3) Trim color for end panels.
- 4) Trim color for modesty panels.

## X Series Corners

Curved Wrap-Around Corner — Wood Top with Laminate End Panels

Width	Length	Number	①②	End Panels - Laminate A		End Panels - Laminate B	
				Modesty - Steel Trim A	Trim B	Modesty - Steel Trim A	Trim B
Top — Wood Group A — 29”(737mm) High, 18”/18”(457mm) Deep							
36”(914mm)	36”(914mm)	JDAW-3636-KHHL	 33	\$1267.74	\$1323.62	\$1267.74	\$1323.62
42”(1067mm)	42”(1067mm)	JDAW-4242-KHHL	 33	1435.38	1500.50	1435.38	1500.50
48”(1219mm)	48”(1219mm)	JDAW-4848-KHHL	 33	1603.02	1677.38	1603.02	1677.38
29”(737mm) High, 24”/24”(610mm) Deep							
36”(914mm)	36”(914mm)	JDAW-3636-KHHL	 44	\$1328.22	\$1384.10	\$1328.22	\$1384.10
42”(1067mm)	42”(1067mm)	JDAW-4242-KHHL	 44	1495.86	1560.98	1495.86	1560.98
48”(1219mm)	48”(1219mm)	JDAW-4848-KHHL	 44	1663.50	1737.86	1663.50	1737.86
29”(737mm) High, 30”/30”(762mm) Deep							
42”(1067mm)	42”(1067mm)	JDAW-4242-KHHL	 55	\$1556.34	\$1621.46	\$1556.34	\$1621.46
48”(1219mm)	48”(1219mm)	JDAW-4848-KHHL	 55	1723.98	1798.34	1723.98	1798.34
Top — Wood Group B — 29”(737mm) High, 18”/18”(457mm) Deep							
36”(914mm)	36”(914mm)	JDAW-3636-KHHL	 33	\$1320.57	\$1376.45	\$1320.57	\$1376.45
42”(1067mm)	42”(1067mm)	JDAW-4242-KHHL	 33	1518.03	1583.15	1518.03	1583.15
48”(1219mm)	48”(1219mm)	JDAW-4848-KHHL	 33	1715.49	1789.85	1715.49	1789.85
29”(737mm) High, 24”/24”(610mm) Deep							
36”(914mm)	36”(914mm)	JDAW-3636-KHHL	 44	\$1386.39	\$1442.27	\$1386.39	\$1442.27
42”(1067mm)	42”(1067mm)	JDAW-4242-KHHL	 44	1583.85	1648.97	1583.85	1648.97
48”(1219mm)	48”(1219mm)	JDAW-4848-KHHL	 44	1781.31	1855.67	1781.31	1855.67
29”(737mm) High, 30”/30”(762mm) Deep							
42”(1067mm)	42”(1067mm)	JDAW-4242-KHHL	 55	\$1649.67	\$1714.79	\$1649.67	\$1714.79
48”(1219mm)	48”(1219mm)	JDAW-4848-KHHL	 55	1847.13	1921.49	1847.13	1921.49



JDAW-KHHLDS44

### Features

- Includes wood top, laminate end panels, steel modesty panels, and hardware for assembly and attachment to adjoining caseload.
- Wood veneer top has 3mm edgeband on user edge and 1mm edgeband on sides and back.
- Modesty panels are available with or without scallop wireway for cable management; scallop is centered at top of modesty panel.
- Glides provide 1.5" (38mm) adjustment range.
- Field assembled.

### Specification Tips

- Not for use as a stand-alone caseload. Half end panels must be attached to a return or bridge.
- Modesty panel height, cable management, and color selections apply to both modesty panels.

### To Order, Specify:

- Product number, including:

#### ① Modesty Panel Height:

- B** 1/3 Height
- D** 3/4 Height, add \$61.70 list
- F** Full Height, add \$123.90 list

#### ② Modesty Panel Cable Management:

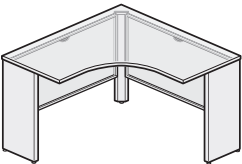
- N** No Scallop
- S** Scallop

- Wood finish color for top.
- Laminate color for end panels.
- Edge trim color for end panels.
- Trim color for modesty panels.

X Series Corners

Curved Wrap-Around Corner — Wood Top with Wood End Panels

Width	Length	Number	① ②	End Panels - Wood Group A		End Panels - Wood Group B	
				Modesty - Steel Trim A	Trim B	Modesty - Steel Trim A	Trim B
Top — Wood Group A — 29”(737mm) High, 18”/18”(457mm) Deep							
36”(914mm)	36”(914mm)	JDAW-3636-KHHW	<div><div></div><div></div></div> 33	\$1584.38	\$1640.26	\$1743.12	\$1799.00
42”(1067mm)	42”(1067mm)	JDAW-4242-KHHW	<div><div></div><div></div></div> 33	1752.02	1817.14	1910.76	1975.88
48”(1219mm)	48”(1219mm)	JDAW-4848-KHHW	<div><div></div><div></div></div> 33	1919.66	1994.02	2078.40	2152.76
29”(737mm) High, 24”/24”(610mm) Deep							
36”(914mm)	36”(914mm)	JDAW-3636-KHHW	<div><div></div><div></div></div> 44	\$1644.86	\$1700.74	\$1803.60	\$1859.48
42”(1067mm)	42”(1067mm)	JDAW-4242-KHHW	<div><div></div><div></div></div> 44	1812.50	1877.62	1971.24	2036.36
48”(1219mm)	48”(1219mm)	JDAW-4848-KHHW	<div><div></div><div></div></div> 44	1980.14	2054.50	2138.88	2213.24
29”(737mm) High, 30”/30”(762mm) Deep							
42”(1067mm)	42”(1067mm)	JDAW-4242-KHHW	<div><div></div><div></div></div> 55	\$1872.98	\$1938.10	\$2031.72	\$2096.84
48”(1219mm)	48”(1219mm)	JDAW-4848-KHHW	<div><div></div><div></div></div> 55	2040.62	2114.98	2199.36	2273.72
Top — Wood Group B — 29”(737mm) High, 18”/18”(457mm) Deep							
36”(914mm)	36”(914mm)	JDAW-3636-KHHW	<div><div></div><div></div></div> 33	\$1637.21	\$1693.09	\$1795.95	\$1851.83
42”(1067mm)	42”(1067mm)	JDAW-4242-KHHW	<div><div></div><div></div></div> 33	1834.67	1899.79	1993.41	2058.53
48”(1219mm)	48”(1219mm)	JDAW-4848-KHHW	<div><div></div><div></div></div> 33	2032.13	2106.49	2190.87	2265.23
29”(737mm) High, 24”/24”(610mm) Deep							
36”(914mm)	36”(914mm)	JDAW-3636-KHHW	<div><div></div><div></div></div> 44	\$1703.03	\$1758.91	\$1861.77	\$1917.65
42”(1067mm)	42”(1067mm)	JDAW-4242-KHHW	<div><div></div><div></div></div> 44	1900.49	1965.61	2059.23	2124.35
48”(1219mm)	48”(1219mm)	JDAW-4848-KHHW	<div><div></div><div></div></div> 44	2097.95	2172.31	2256.69	2331.05
29”(737mm) High, 30”/30”(762mm) Deep							
42”(1067mm)	42”(1067mm)	JDAW-4242-KHHW	<div><div></div><div></div></div> 55	\$1966.31	\$2031.43	\$2125.05	\$2190.17
48”(1219mm)	48”(1219mm)	JDAW-4848-KHHW	<div><div></div><div></div></div> 55	2163.77	2238.13	2322.51	2396.87



JDAW-KHHWDS44

Features

- Includes wood top, wood end panels, steel modesty panels, and hardware for assembly and attachment to adjoining caseload.
- Wood veneer top has 3mm edgeband on user edge and 1mm edgeband on sides and back.
- Modesty panels are available with or without scallop wireway for cable management; scallop is centered at top of modesty panel.
- Glides provide 1.5"(38mm) adjustment range.
- Field assembled.

Specification Tips

- Not for use as a stand-alone caseload. Half end panels must be attached to a return or bridge.
- Modesty panel height, cable management, and color selections apply to both modesty panels.

To Order, Specify:

1) Product number, including:

① Modesty Panel Height:

- B** 1/3 Height
- D** 3/4 Height, add \$61.70 list
- F** Full Height, add \$123.90 list

② Modesty Panel Cable Management:

- N** No Scallop
- S** Scallop

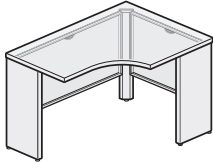
- 2) Wood finish color for top.
- 3) Wood finish color for end panels.
- 4) Trim color for modesty panels.



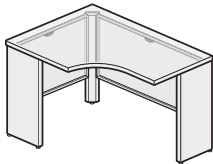
## X Series Extended Corners

Extended Curved Wrap-Around Corner — Laminate Top with Steel End Panels

Width	Length	Number	①	②	③	End Panels - Steel Trim A		End Panels - Steel Trim B	
						Modesty - Steel Trim A	Trim B	Modesty - Steel Trim A	Trim B
Top — Laminate A — 29”(737mm) High, 18”/18”(457mm) Deep									
36”(914mm)	48”(1219mm)	JDAL-3648-JH	<div><div></div><div>S</div></div>	<div><div></div><div></div></div>	33	\$1466.81	\$1531.93	\$1529.65	\$1594.77
29”(737mm) High, 24”/24”(610mm) Deep									
36”(914mm)	48”(1219mm)	JDAL-3648-JH	<div><div></div><div>S</div></div>	<div><div></div><div></div></div>	44	\$1527.29	\$1592.41	\$1590.13	\$1655.25
Top — Laminate B — 29”(737mm) High, 18”/18”(457mm) Deep									
36”(914mm)	48”(1219mm)	JDAL-3648-JH	<div><div></div><div>S</div></div>	<div><div></div><div></div></div>	33	\$1466.81	\$1531.93	\$1529.65	\$1594.77
29”(737mm) High, 24”/24”(610mm) Deep									
36”(914mm)	48”(1219mm)	JDAL-3648-JH	<div><div></div><div>S</div></div>	<div><div></div><div></div></div>	44	\$1527.29	\$1592.41	\$1590.13	\$1655.25



JDAL-JHLSDS44  
(Left-Hand)



JDAL-JHRSDS44  
(Right-Hand)

### Features

- Includes laminate top, steel end panels, steel modesty panels, and hardware for assembly and attachment to adjoining caseload.
- High-pressure laminate top has 3mm edgeband on user edge and 1mm edgeband on sides and back.
- Modesty panels are available with or without scallop wireway for cable management; scallop is centered at top of modesty panel.
- Glides provide 1.5" (38mm) adjustment range.
- Field assembled.

### Specification Tips

- Not for use as a stand-alone caseload. Half end panels must be attached to a return or bridge.
- Modesty panel height, cable management, and color selections apply to both modesty panels.

### To Order, Specify:

- 1) Product number, including:

#### ① Orientation:

- L** Left-hand  
**R** Right-hand

#### ② Modesty Panel Height:

- B** 1/3 Height  
**D** 3/4 Height, add **\$61.70** list  
**F** Full Height, add **\$123.90** list

#### ③ Modesty Panel Cable Management:

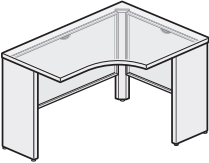
- N** No Scallop  
**S** Scallop

- 2) Laminate color for top.  
3) Edge trim color for top.  
4) Trim color for end panels.  
5) Trim color for modesty panels.

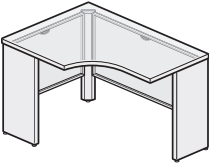
X Series Extended Corners

Extended Curved Wrap-Around Corner — Laminate Top with Laminate End Panels

Width	Length	Number	①	②	③	End Panels - Laminate A		End Panels - Laminate B	
						Modesty - Steel	Trim B	Modesty - Steel	Trim B
Top — Laminate A — 29”(737mm) High, 18”/18”(457mm) Deep									
36”(914mm)	48”(1219mm)	JDAL-3648-JH	L		33	\$1264.25	\$1329.37	\$1264.25	\$1329.37
29”(737mm) High, 24”/24”(610mm) Deep									
36”(914mm)	48”(1219mm)	JDAL-3648-JH	L		44	\$1324.73	\$1389.85	\$1324.73	\$1389.85
Top — Laminate B — 29”(737mm) High, 18”/18”(457mm) Deep									
36”(914mm)	48”(1219mm)	JDAL-3648-JH	L		33	\$1264.25	\$1329.37	\$1264.25	\$1329.37
29”(737mm) High, 24”/24”(610mm) Deep									
36”(914mm)	48”(1219mm)	JDAL-3648-JH	L		44	\$1324.73	\$1389.85	\$1324.73	\$1389.85



JDAL-JHLLDS44  
(Left-Hand)



JDAL-JHRLDS44  
(Right-Hand)

Features

- Includes laminate top, laminate end panels, steel modesty panels, and hardware for assembly and attachment to adjoining caseload.
- High-pressure laminate top has 3mm edgeband on user edge and 1mm edgeband on sides and back.
- Modesty panels are available with or without scallop wireway for cable management; scallop is centered at top of modesty panel.
- Glides provide 1.5"(38mm) adjustment range.
- Field assembled.

Specification Tips

- Not for use as a stand-alone caseload. Half end panels must be attached to a return or bridge.
- Modesty panel height, cable management, and color selections apply to both modesty panels.

To Order, Specify:

1) Product number, including:

① Orientation:

- L Left-hand
- R Right-hand

② Modesty Panel Height:

- B 1/3 Height
- D 3/4 Height, add \$61.70 list
- F Full Height, add \$123.90 list

③ Modesty Panel Cable Management:

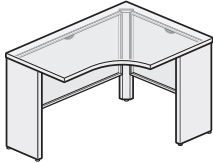
- N No Scallop
- S Scallop

- 2) Laminate color for top.
- 3) Edge trim color for top.
- 4) Laminate color for end panels.
- 5) Edge trim color for end panels.
- 6) Trim color for modesty panels.

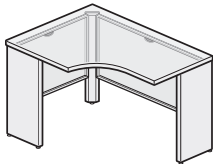
## X Series Extended Corners

Extended Curved Wrap-Around Corner — Laminate Top with Wood End Panels

						End Panels - Wood Group A		End Panels - Wood Group B		
Width	Length	Number	①	②	③	Modesty - Steel		Modesty - Steel		
						Trim A	Trim B	Trim A	Trim B	
Top — Laminate A — 29”(737mm) High, 18”/18”(457mm) Deep										
36”(914mm)	48”(1219mm)	JDAL-3648-JH	■	W	■	33	\$1580.89	\$1646.01	\$1739.63	\$1804.75
29”(737mm) High, 24”/24”(610mm) Deep										
36”(914mm)	48”(1219mm)	JDAL-3648-JH	■	W	■	44	\$1641.37	\$1706.49	\$1800.11	\$1865.23
Top — Laminate B — 29”(737mm) High, 18”/18”(457mm) Deep										
36”(914mm)	48”(1219mm)	JDAL-3648-JH	■	W	■	33	\$1580.89	\$1646.01	\$1739.63	\$1804.75
29”(737mm) High, 24”/24”(610mm) Deep										
36”(914mm)	48”(1219mm)	JDAL-3648-JH	■	W	■	44	\$1641.37	\$1706.49	\$1800.11	\$1865.23



JDAL-JHLWDS44  
(Left-Hand)



JDAL-JHRWDS44  
(Right-Hand)

### Features

- Includes laminate top, wood end panels, steel modesty panels, and hardware for assembly and attachment to adjoining caseload.
- High-pressure laminate top has 3mm edgeband on user edge and 1mm edgeband on sides and back.
- Modesty panels are available with or without scallop wireway for cable management; scallop is centered at top of modesty panel.
- Glides provide 1.5" (38mm) adjustment range.
- Field assembled.

### Specification Tips

- Not for use as a stand-alone caseload. Half end panels must be attached to a return or bridge.
- Modesty panel height, cable management, and color selections apply to both modesty panels.

### To Order, Specify:

- 1) Product number, including:

#### ① Orientation:

- L** Left-hand  
**R** Right-hand

#### ② Modesty Panel Height:

- B** 1/3 Height  
**D** 3/4 Height, add **\$61.70** list  
**F** Full Height, add **\$123.90** list

#### ③ Modesty Panel Cable Management:

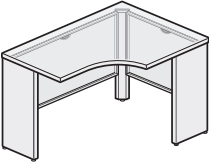
- N** No Scallop  
**S** Scallop

- 2) Laminate color for top.  
3) Edge trim color for top.  
4) Wood finish color for end panels.  
5) Trim color for modesty panels.

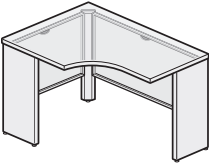
X Series Extended Corners

Extended Curved Wrap-Around Corner — Wood Top with Steel End Panels

Width	Length	Number	①	②	③	End Panels - Steel Trim A		End Panels - Steel Trim B	
						Modesty - Steel		Modesty - Steel	
						Trim A	Trim B	Trim A	Trim B
Top — Wood Group A — 29”(737mm) High, 18”/18”(457mm) Deep									
36”(914mm)	48”(1219mm)	JDAW-3648-KH	S		33	\$1995.32	\$2060.44	\$2058.16	\$2123.28
29”(737mm) High, 24”/24”(610mm) Deep									
36”(914mm)	48”(1219mm)	JDAW-3648-KH	S		44	\$2055.80	\$2120.92	\$2118.64	\$2183.76
Top — Wood Group B — 29”(737mm) High, 18”/18”(457mm) Deep									
36”(914mm)	48”(1219mm)	JDAW-3648-KH	S		33	\$2119.40	\$2184.52	\$2182.24	\$2247.36
29”(737mm) High, 24”/24”(610mm) Deep									
36”(914mm)	48”(1219mm)	JDAW-3648-KH	S		44	\$2190.56	\$2255.68	\$2253.40	\$2318.52



JDAW-KHLSDS44  
(Left-Hand)



JDAW-KHRSDS44  
(Right-Hand)

- Features**

  - Includes wood top, steel end panels, steel modesty panels, and hardware for assembly and attachment to adjoining caseload.
  - Wood veneer top has 3mm edgeband on user edge and 1mm edgeband on sides and back.
  - Modesty panels are available with or without scallop wireway for cable management; scallop is centered at top of modesty panel.
  - Glides provide 1.5"(38mm) adjustment range.
  - Field assembled.
- Specification Tips**

  - Not for use as a stand-alone caseload. Half end panels must be attached to a return or bridge.
  - Modesty panel height, cable management, and color selections apply to both modesty panels.

- To Order, Specify:**
- 1) Product number, including:

① **Orientation:**

L Left-hand

R Right-hand

② **Modesty Panel Height:**

B 1/3 Height

D 3/4 Height, add \$61.70 list

F Full Height, add \$123.90 list

③ **Modesty Panel Cable Management:**

N No Scallop

S Scallop

2) Wood finish color for top.

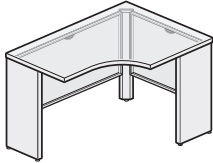
3) Trim color for end panels.

4) Trim color for modesty panels.

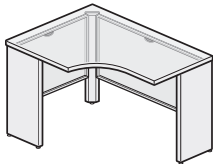
## X Series Extended Corners

Extended Curved Wrap-Around Corner — Wood Top with Laminate End Panels

Width	Length	Number	①	②	③	End Panels - Laminate A		End Panels - Laminate B	
						Modesty - Steel Trim A	Trim B	Modesty - Steel Trim A	Trim B
Top — Wood Group A — 29”(737mm) High, 18”/18”(457mm) Deep									
36”(914mm)	48”(1219mm)	JDAW-3648-KH	<div><div></div><div></div><div></div></div> L	<div><div></div><div></div><div></div></div>	33	\$1792.76	\$1857.88	\$1792.76	\$1857.88
29”(737mm) High, 24”/24”(610mm) Deep									
36”(914mm)	48”(1219mm)	JDAW-3648-KH	<div><div></div><div></div><div></div></div> L	<div><div></div><div></div><div></div></div>	44	\$1853.24	\$1918.36	\$1853.24	\$1918.36
Top — Wood Group B — 29”(737mm) High, 18”/18”(457mm) Deep									
36”(914mm)	48”(1219mm)	JDAW-3648-KH	<div><div></div><div></div><div></div></div> L	<div><div></div><div></div><div></div></div>	33	\$1916.84	\$1981.96	\$1916.84	\$1981.96
29”(737mm) High, 24”/24”(610mm) Deep									
36”(914mm)	48”(1219mm)	JDAW-3648-KH	<div><div></div><div></div><div></div></div> L	<div><div></div><div></div><div></div></div>	44	\$1988.00	\$2053.12	\$1988.00	\$2053.12



JDAW-KHLLDS44  
(Left-Hand)



JDAW-KHRLDS44  
(Right-Hand)

### Features

- Includes wood top, laminate end panels, steel modesty panels, and hardware for assembly and attachment to adjoining caseload.
- Wood veneer top has 3mm edgeband on user edge and 1mm edgeband on sides and back.
- Modesty panels are available with or without scallop wireway for cable management; scallop is centered at top of modesty panel.
- Glides provide 1.5" (38mm) adjustment range.
- Field assembled.

### Specification Tips

- Not for use as a stand-alone caseload. Half end panels must be attached to a return or bridge.
- Modesty panel height, cable management, and color selections apply to both modesty panels.

### To Order, Specify:

- 1) Product number, including:

#### ① Orientation:

- L** Left-hand
- R** Right-hand

#### ② Modesty Panel Height:

- B** 1/3 Height
- D** 3/4 Height, add **\$61.70** list
- F** Full Height, add **\$123.90** list

#### ③ Modesty Panel Cable Management:

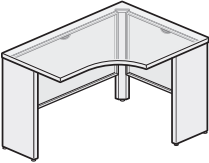
- N** No Scallop
- S** Scallop

- 2) Wood finish color for top.
- 3) Laminate color for end panels.
- 4) Edge trim color for end panels.
- 5) Trim color for modesty panels.

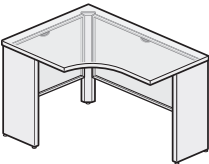
X Series Extended Corners

Extended Curved Wrap-Around Corner — Wood Top with Wood End Panels

						End Panels - Wood Group A		End Panels - Wood Group B	
Width	Length	Number	①	②	③	Modesty - Steel		Modesty - Steel	
						Trim A	Trim B	Trim A	Trim B
Top — Wood Group A — 29”(737mm) High, 18”/18”(457mm) Deep									
36”(914mm)	48”(1219mm)	JDAW-3648-KH	W		33	\$2109.40	\$2174.52	\$2268.14	\$2333.26
29”(737mm) High, 24”/24”(610mm) Deep									
36”(914mm)	48”(1219mm)	JDAW-3648-KH	W		44	\$2169.88	\$2235.00	\$2328.62	\$2393.74
Top — Wood Group B — 29”(737mm) High, 18”/18”(457mm) Deep									
36”(914mm)	48”(1219mm)	JDAW-3648-KH	W		33	\$2233.48	\$2298.60	\$2392.22	\$2457.34
29”(737mm) High, 24”/24”(610mm) Deep									
36”(914mm)	48”(1219mm)	JDAW-3648-KH	W		44	\$2304.64	\$2369.76	\$2463.38	\$2528.50



JDAW-KHLWDS44  
(Left-Hand)



JDAW-KHRWDS44  
(Right-Hand)

Features

- Includes wood top, wood end panels, steel modesty panels, and hardware for assembly and attachment to adjoining caseload.
- Wood veneer top has 3mm edgeband on user edge and 1mm edgeband on sides and back.
- Modesty panels are available with or without scallop wireway for cable management; scallop is centered at top of modesty panel.
- Glides provide 1.5"(38mm) adjustment range.
- Field assembled.

Specification Tips

- Not for use as a stand-alone caseload. Half end panels must be attached to a return or bridge.
- Modesty panel height, cable management, and color selections apply to both modesty panels.

To Order, Specify:

1) Product number, including:

① Orientation:

- L** Left-hand
- R** Right-hand

② Modesty Panel Height:

- B** 1/3 Height
- D** 3/4 Height, add \$61.70 list
- F** Full Height, add \$123.90 list

③ Modesty Panel Cable Management:

- N** No Scallop
- S** Scallop

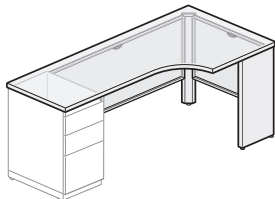
- 2) Wood finish color for top.
- 3) Wood finish color for end panels.
- 4) Trim color for modesty panels.



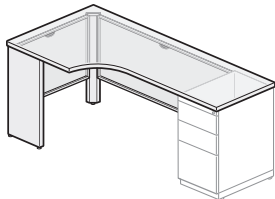
## X Series Extended Corners

Extended Curved Wrap-Around Pedestal Corner — Laminate Top with Steel End Panel

Width	Length	Number	①	②	③	End Panel - Steel Trim A		End Panel - Steel Trim B		
						Modesty - Steel Trim A	Trim B	Modesty - Steel Trim A	Trim B	
Top — Laminate A — 29”(737mm) High, 18”/18”(457mm) Deep										
36”(914mm)	60”(1524mm)	JDAL-3660-JA	<div><div></div><div></div><div></div></div>	S	<div><div></div><div></div><div></div></div>	33	\$1245.63	\$1319.99	\$1277.05	\$1351.41
	72”(1829mm)	JDAL-3672-JA	<div><div></div><div></div><div></div></div>	S	<div><div></div><div></div><div></div></div>	33	1413.27	1496.87	1444.69	1528.29
48”(1219mm)	60”(1524mm)	JDAL-4860-JA	<div><div></div><div></div><div></div></div>	S	<div><div></div><div></div><div></div></div>	33	\$1413.27	\$1496.87	\$1444.69	\$1528.29
	72”(1829mm)	JDAL-4872-JA	<div><div></div><div></div><div></div></div>	S	<div><div></div><div></div><div></div></div>	33	1580.91	1673.75	1612.33	1705.17
29”(737mm) High, 24”/24”(610mm) Deep										
36”(914mm)	60”(1524mm)	JDAL-3660-JA	<div><div></div><div></div><div></div></div>	S	<div><div></div><div></div><div></div></div>	44	\$1306.11	\$1380.47	\$1337.53	\$1411.89
	72”(1829mm)	JDAL-3672-JA	<div><div></div><div></div><div></div></div>	S	<div><div></div><div></div><div></div></div>	44	1473.75	1557.35	1505.17	1588.77
48”(1219mm)	60”(1524mm)	JDAL-4860-JA	<div><div></div><div></div><div></div></div>	S	<div><div></div><div></div><div></div></div>	44	\$1473.75	\$1557.35	\$1505.17	\$1588.77
	72”(1829mm)	JDAL-4872-JA	<div><div></div><div></div><div></div></div>	S	<div><div></div><div></div><div></div></div>	44	1641.39	1734.23	1672.81	1765.65
29”(737mm) High, 30”/30”(762mm) Deep										
48”(1219mm)	60”(1524mm)	JDAL-4860-JA	<div><div></div><div></div><div></div></div>	S	<div><div></div><div></div><div></div></div>	55	\$1534.23	\$1617.83	\$1565.65	\$1649.25
	72”(1829mm)	JDAL-4872-JA	<div><div></div><div></div><div></div></div>	S	<div><div></div><div></div><div></div></div>	55	1701.87	1794.71	1733.29	1826.13
Top — Laminate B — 29”(737mm) High, 18”/18”(457mm) Deep										
36”(914mm)	60”(1524mm)	JDAL-3660-JA	<div><div></div><div></div><div></div></div>	S	<div><div></div><div></div><div></div></div>	33	\$1245.63	\$1319.99	\$1277.05	\$1351.41
	72”(1829mm)	JDAL-3672-JA	<div><div></div><div></div><div></div></div>	S	<div><div></div><div></div><div></div></div>	33	1413.27	1496.87	1444.69	1528.29
48”(1219mm)	60”(1524mm)	JDAL-4860-JA	<div><div></div><div></div><div></div></div>	S	<div><div></div><div></div><div></div></div>	33	\$1413.27	\$1496.87	\$1444.69	\$1528.29
	72”(1829mm)	JDAL-4872-JA	<div><div></div><div></div><div></div></div>	S	<div><div></div><div></div><div></div></div>	33	1580.91	1673.75	1612.33	1705.17
29”(737mm) High, 24”/24”(610mm) Deep										
36”(914mm)	60”(1524mm)	JDAL-3660-JA	<div><div></div><div></div><div></div></div>	S	<div><div></div><div></div><div></div></div>	44	\$1306.11	\$1380.47	\$1337.53	\$1411.89
	72”(1829mm)	JDAL-3672-JA	<div><div></div><div></div><div></div></div>	S	<div><div></div><div></div><div></div></div>	44	1473.75	1557.35	1505.17	1588.77
48”(1219mm)	60”(1524mm)	JDAL-4860-JA	<div><div></div><div></div><div></div></div>	S	<div><div></div><div></div><div></div></div>	44	\$1473.75	\$1557.35	\$1505.17	\$1588.77
	72”(1829mm)	JDAL-4872-JA	<div><div></div><div></div><div></div></div>	S	<div><div></div><div></div><div></div></div>	44	1641.39	1734.23	1672.81	1765.65
29”(737mm) High, 30”/30”(762mm) Deep										
48”(1219mm)	60”(1524mm)	JDAL-4860-JA	<div><div></div><div></div><div></div></div>	S	<div><div></div><div></div><div></div></div>	55	\$1534.23	\$1617.83	\$1565.65	\$1649.25
	72”(1829mm)	JDAL-4872-JA	<div><div></div><div></div><div></div></div>	S	<div><div></div><div></div><div></div></div>	55	1701.87	1794.71	1733.29	1826.13



JDAL-JALSDS44  
(Left-Hand)



JDAL-JARSDS44  
(Right-Hand)

### Features

- Includes laminate top, steel end panel, steel modesty panels, and hardware for assembly and attachment to adjoining casegood. (Desk pedestal not included.)
- High-pressure laminate top has 3mm edgeband on user edge and 1mm edgeband on sides and back.
- Modesty panels are available with or without scallop wireway for cable management; scallop is centered at top of modesty panel.
- Glides provide 1" (25mm) adjustment range.
- Field assembled.

### Specification Tips

- One X Series or V Series desk pedestal must be specified separately; nominal depth of desk pedestal must match nominal depth of corner top.
- Not for use as a stand-alone casegood. Half end panel must be attached to a return or bridge.
- Modesty panel height, cable management, and color selections apply to both modesty panels.

### To Order, Specify:

- Product number, including:

#### ① Orientation:

- L** Left-hand  
**R** Right-hand

#### ② Modesty Panel Height:

- B** 1/3 Height  
**D** 3/4 Height, add \$61.70 list  
**F** Full Height, add \$123.90 list

#### ③ Modesty Panel Cable Management:

- N** No Scallop  
**S** Scallop

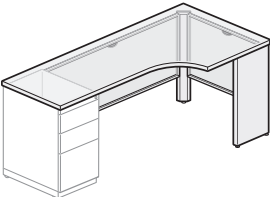
- Laminate color for top.
- Edge trim color for top.
- Trim color for end panel.
- Trim color for modesty panel.

**\*Note:** Desk pedestal must be specified separately.

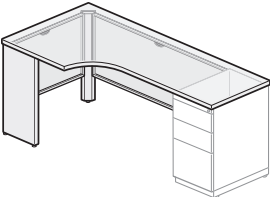
X Series Extended Corners

Extended Curved Wrap-Around Pedestal Corner — Laminate Top with Laminate End Panel

Width	Length	Number	①	②	③	End Panel - Laminate A		End Panel - Laminate B		
						Modesty - Steel Trim A	Trim B	Modesty - Steel Trim A	Trim B	
Top — Laminate A — 29”(737mm) High, 18”/18”(457mm) Deep										
36”(914mm)	60”(1524mm)	JDAL-3660-JA	L			33	\$1144.35	\$1218.71	\$1144.35	\$1218.71
	72”(1829mm)	JDAL-3672-JA	L			33	1311.99	1395.59	1311.99	1395.59
48”(1219mm)	60”(1524mm)	JDAL-4860-JA	L			33	\$1311.99	\$1395.59	\$1311.99	\$1395.59
	72”(1829mm)	JDAL-4872-JA	L			33	1479.63	1572.47	1479.63	1572.47
29”(737mm) High, 24”/24”(610mm) Deep										
36”(914mm)	60”(1524mm)	JDAL-3660-JA	L			44	\$1204.83	\$1279.19	\$1204.83	\$1279.19
	72”(1829mm)	JDAL-3672-JA	L			44	1372.47	1456.07	1372.47	1456.07
48”(1219mm)	60”(1524mm)	JDAL-4860-JA	L			44	\$1372.47	\$1456.07	\$1372.47	\$1456.07
	72”(1829mm)	JDAL-4872-JA	L			44	1540.11	1632.95	1540.11	1632.95
29”(737mm) High, 30”/30”(762mm) Deep										
48”(1219mm)	60”(1524mm)	JDAL-4860-JA	L			55	\$1432.95	\$1516.55	\$1432.95	\$1516.55
	72”(1829mm)	JDAL-4872-JA	L			55	1600.59	1693.43	1600.59	1693.43
Top — Laminate B — 29”(737mm) High, 18”/18”(457mm) Deep										
36”(914mm)	60”(1524mm)	JDAL-3660-JA	L			33	\$1144.35	\$1218.71	\$1144.35	\$1218.71
	72”(1829mm)	JDAL-3672-JA	L			33	1311.99	1395.59	1311.99	1395.59
48”(1219mm)	60”(1524mm)	JDAL-4860-JA	L			33	\$1311.99	\$1395.59	\$1311.99	\$1395.59
	72”(1829mm)	JDAL-4872-JA	L			33	1479.63	1572.47	1479.63	1572.47
29”(737mm) High, 24”/24”(610mm) Deep										
36”(914mm)	60”(1524mm)	JDAL-3660-JA	L			44	\$1204.83	\$1279.19	\$1204.83	\$1279.19
	72”(1829mm)	JDAL-3672-JA	L			44	1372.47	1456.07	1372.47	1456.07
48”(1219mm)	60”(1524mm)	JDAL-4860-JA	L			44	\$1372.47	\$1456.07	\$1372.47	\$1456.07
	72”(1829mm)	JDAL-4872-JA	L			44	1540.11	1632.95	1540.11	1632.95
29”(737mm) High, 30”/30”(762mm) Deep										
48”(1219mm)	60”(1524mm)	JDAL-4860-JA	L			55	\$1432.95	\$1516.55	\$1432.95	\$1516.55
	72”(1829mm)	JDAL-4872-JA	L			55	1600.59	1693.43	1600.59	1693.43



JDAL-JALLDS44  
(Left-Hand)



JDAL-JARLDS44  
(Right-Hand)

Features

- Includes laminate top, laminate end panel, steel modesty panels, and hardware for assembly and attachment to adjoining caseload. (Desk pedestal not included.)
- High-pressure laminate top has 3mm edgeband on user edge and 1mm edgeband on sides and back.
- Modesty panels are available with or without scallop wireway for cable management; scallop is centered at top of modesty panel.
- Glides provide 1”(25mm) adjustment range.
- Field assembled.

Specification Tips

- One X Series or V Series desk pedestal must be specified separately; nominal depth of desk pedestal must match nominal depth of corner top.
- Not for use as a stand-alone caseload. Half end panel must be attached to a return or bridge.
- Modesty panel height, cable management, and color selections apply to both modesty panels.

To Order, Specify:

- 1) Product number, including:

① Orientation:

- L Left-hand  
R Right-hand

② Modesty Panel Height:

- B 1/3 Height  
D 3/4 Height, add \$61.70 list  
F Full Height, add \$123.90 list

③ Modesty Panel Cable Management:

- N No Scallop  
S Scallop

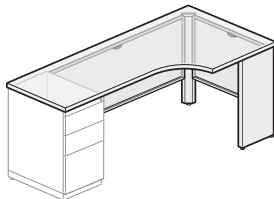
- 2) Laminate color for top.  
3) Edge trim color for top.  
4) Laminate color for end panel.  
5) Edge trim color for end panel.  
6) Trim color for modesty panels.

\*Note: Desk pedestal must be specified separately.

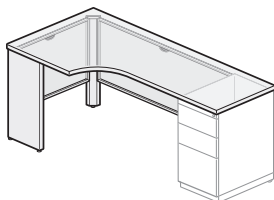
## X Series Extended Corners

Extended Curved Wrap-Around Pedestal Corner — Laminate Top with Wood End Panel

Width	Length	Number	①	②	③	End Panel - Wood Group A		End Panel - Wood Group B	
						Modesty - Steel Trim A	Trim B	Modesty - Steel Trim A	Trim B
Top — Laminate A — 29”(737mm) High, 18”/18”(457mm) Deep									
36”(914mm)	60”(1524mm)	JDAL-3660-JA	W		33	\$1302.67	\$1377.03	\$1382.04	\$1456.40
	72”(1829mm)	JDAL-3672-JA	W		33	1470.31	1553.91	1549.68	1633.28
48”(1219mm)	60”(1524mm)	JDAL-4860-JA	W		33	\$1470.31	\$1553.91	\$1549.68	\$1633.28
	72”(1829mm)	JDAL-4872-JA	W		33	1637.95	1730.79	1717.32	1810.16
29”(737mm) High, 24”/24”(610mm) Deep									
36”(914mm)	60”(1524mm)	JDAL-3660-JA	W		44	\$1363.15	\$1437.51	\$1442.52	\$1516.88
	72”(1829mm)	JDAL-3672-JA	W		44	1530.79	1614.39	1610.16	1693.76
48”(1219mm)	60”(1524mm)	JDAL-4860-JA	W		44	\$1530.79	\$1614.39	\$1610.16	\$1693.76
	72”(1829mm)	JDAL-4872-JA	W		44	1698.43	1791.27	1777.80	1870.64
29”(737mm) High, 30”/30”(762mm) Deep									
48”(1219mm)	60”(1524mm)	JDAL-4860-JA	W		55	\$1591.27	\$1674.87	\$1670.64	\$1754.24
	72”(1829mm)	JDAL-4872-JA	W		55	1758.91	1851.75	1838.28	1931.12
Top — Laminate B — 29”(737mm) High, 18”/18”(457mm) Deep									
36”(914mm)	60”(1524mm)	JDAL-3660-JA	W		33	\$1302.67	\$1377.03	\$1382.04	\$1456.40
	72”(1829mm)	JDAL-3672-JA	W		33	1470.31	1553.91	1549.68	1633.28
48”(1219mm)	60”(1524mm)	JDAL-4860-JA	W		33	\$1470.31	\$1553.91	\$1549.68	\$1633.28
	72”(1829mm)	JDAL-4872-JA	W		33	1637.95	1730.79	1717.32	1810.16
29”(737mm) High, 24”/24”(610mm) Deep									
36”(914mm)	60”(1524mm)	JDAL-3660-JA	W		44	\$1363.15	\$1437.51	\$1442.52	\$1516.88
	72”(1829mm)	JDAL-3672-JA	W		44	1530.79	1614.39	1610.16	1693.76
48”(1219mm)	60”(1524mm)	JDAL-4860-JA	W		44	\$1530.79	\$1614.39	\$1610.16	\$1693.76
	72”(1829mm)	JDAL-4872-JA	W		44	1698.43	1791.27	1777.80	1870.64
29”(737mm) High, 30”/30”(762mm) Deep									
48”(1219mm)	60”(1524mm)	JDAL-4860-JA	W		55	\$1591.27	\$1674.87	\$1670.64	\$1754.24
	72”(1829mm)	JDAL-4872-JA	W		55	1758.91	1851.75	1838.28	1931.12



JDAL-JALWDS44  
(Left-Hand)



JDAL-JARWDS44  
(Right-Hand)

### Features

- Includes laminate top, wood end panel, steel modesty panels, and hardware for assembly and attachment to adjoining caseload. (Desk pedestal not included.)
- High-pressure laminate top has 3mm edgeband on user edge and 1mm edgeband on sides and back.
- Modesty panels are available with or without scallop wireway for cable management; scallop is centered at top of modesty panel.
- Glides provide 1" (25mm) adjustment range.
- Field assembled.

### Specification Tips

- One X Series or V Series desk pedestal must be specified separately; nominal depth of desk pedestal must match nominal depth of corner top.
- Not for use as a stand-alone caseload. Half end panel must be attached to a return or bridge.
- Modesty panel height, cable management, and color selections apply to both modesty panels.

### To Order, Specify:

- Product number, including:

#### ① Orientation:

- L** Left-hand
- R** Right-hand

#### ② Modesty Panel Height:

- B** 1/3 Height
- D** 3/4 Height, add \$61.70 list
- F** Full Height, add \$123.90 list

#### ③ Modesty Panel Cable Management:

- N** No Scallop
- S** Scallop

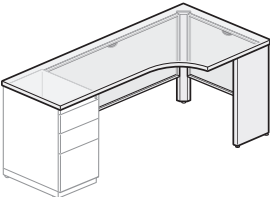
- Laminate color for top.
- Edge trim color for top.
- Wood finish color for end panel.
- Trim color for modesty panels.

**\*Note:** Desk pedestal must be specified separately.

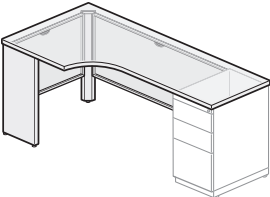
X Series Extended Corners

Extended Curved Wrap-Around Pedestal Corner — Wood Top with Steel End Panel

Width	Length	Number	①	②	③	End Panel - Steel Trim A		End Panel - Steel Trim B	
						Modesty - Steel Trim A	Trim B	Modesty - Steel Trim A	Trim B
Top — Wood Group A — 29”(737mm) High, 18”/18”(457mm) Deep									
36”(914mm)	60”(1524mm)	JDAW-3660-KA	<div><div></div><div>S</div><div></div></div>		33	\$1774.14	\$1848.50	\$1805.56	\$1879.92
	72”(1829mm)	JDAW-3672-KA	<div><div></div><div>S</div><div></div></div>		33	1941.78	2025.38	1973.20	2056.80
48”(1219mm)	60”(1524mm)	JDAW-4860-KA	<div><div></div><div>S</div><div></div></div>		33	\$1941.78	\$2025.38	\$1973.20	\$2056.80
	72”(1829mm)	JDAW-4872-KA	<div><div></div><div>S</div><div></div></div>		33	2109.42	2202.26	2140.84	2233.68
29”(737mm) High, 24”/24”(610mm) Deep									
36”(914mm)	60”(1524mm)	JDAW-3660-KA	<div><div></div><div>S</div><div></div></div>		44	\$1834.62	\$1908.98	\$1866.04	\$1940.40
	72”(1829mm)	JDAW-3672-KA	<div><div></div><div>S</div><div></div></div>		44	2002.26	2085.86	2033.68	2117.28
48”(1219mm)	60”(1524mm)	JDAW-4860-KA	<div><div></div><div>S</div><div></div></div>		44	\$2002.26	\$2085.86	\$2033.68	\$2117.28
	72”(1829mm)	JDAW-4872-KA	<div><div></div><div>S</div><div></div></div>		44	2169.90	2262.74	2201.32	2294.16
29”(737mm) High, 30”/30”(762mm) Deep									
48”(1219mm)	60”(1524mm)	JDAW-4860-KA	<div><div></div><div>S</div><div></div></div>		55	\$2062.74	\$2146.34	\$2094.16	\$2177.76
	72”(1829mm)	JDAW-4872-KA	<div><div></div><div>S</div><div></div></div>		55	2230.38	2323.22	2261.80	2354.64
Top — Wood Group B — 29”(737mm) High, 18”/18”(457mm) Deep									
36”(914mm)	60”(1524mm)	JDAW-3660-KA	<div><div></div><div>S</div><div></div></div>		33	\$1928.22	\$2002.58	\$1959.64	\$2034.00
	72”(1829mm)	JDAW-3672-KA	<div><div></div><div>S</div><div></div></div>		33	2125.86	2209.46	2157.28	2240.88
48”(1219mm)	60”(1524mm)	JDAW-4860-KA	<div><div></div><div>S</div><div></div></div>		33	\$2125.86	\$2209.46	\$2157.28	\$2240.88
	72”(1829mm)	JDAW-4872-KA	<div><div></div><div>S</div><div></div></div>		33	2323.50	2416.34	2354.92	2447.76
29”(737mm) High, 24”/24”(610mm) Deep									
36”(914mm)	60”(1524mm)	JDAW-3660-KA	<div><div></div><div>S</div><div></div></div>		44	\$1999.38	\$2073.74	\$2030.80	\$2105.16
	72”(1829mm)	JDAW-3672-KA	<div><div></div><div>S</div><div></div></div>		44	2197.02	2280.62	2228.44	2312.04
48”(1219mm)	60”(1524mm)	JDAW-4860-KA	<div><div></div><div>S</div><div></div></div>		44	\$2197.02	\$2280.62	\$2228.44	\$2312.04
	72”(1829mm)	JDAW-4872-KA	<div><div></div><div>S</div><div></div></div>		44	2394.66	2487.50	2426.08	2518.92
29”(737mm) High, 30”/30”(762mm) Deep									
48”(1219mm)	60”(1524mm)	JDAW-4860-KA	<div><div></div><div>S</div><div></div></div>		55	\$2268.18	\$2351.78	\$2299.60	\$2383.20
	72”(1829mm)	JDAW-4872-KA	<div><div></div><div>S</div><div></div></div>		55	2465.82	2558.66	2497.24	2590.08



JDAW-KALSDS44  
(Left-Hand)



JDAW-KARSDS44  
(Right-Hand)

Features

- Includes wood top, steel end panel, steel modesty panels, and hardware for assembly and attachment to adjoining casegood. (Desk pedestal not included.)
- Wood veneer top has 3mm edgeband on user edge and 1mm edgeband on sides and back.
- Modesty panels are available with or without scallop wireway for cable management; scallop is centered at top of modesty panel.
- Glides provide 1"(25mm) adjustment range.
- Field assembled.

Specification Tips

- One X Series or V Series desk pedestal must be specified separately; nominal depth of desk pedestal must match nominal depth of corner top.
- Not for use as a stand-alone casegood. Half end panel must be attached to a return or bridge.
- Modesty panel height, cable management, and color selections apply to both modesty panels.

To Order, Specify:

1) Product number, including:

① Orientation:

- ☐ L Left-hand
- ☐ R Right-hand

② Modesty Panel Height:

- ☐ B 1/3 Height
- ☐ D 3/4 Height, add \$61.70 list
- ☐ F Full Height, add \$123.90 list

③ Modesty Panel Cable Management:









































- ☐ N No Scallop
- ☐ S Scallop

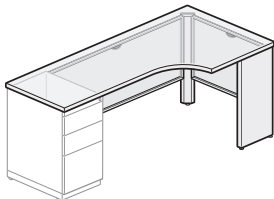
- 2) Wood finish color for top.
- 3) Trim color for end panel.
- 4) Trim color for modesty panels.

\*Note: Desk pedestal must be specified separately.

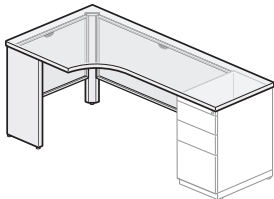
## X Series Extended Corners

Extended Curved Wrap-Around Pedestal Corner — Wood Top with Laminate End Panel

Width	Length	Number	①	②	③	End Panel - Laminate A		End Panel - Laminate B		
						Modesty - Steel Trim A	Trim B	Modesty - Steel Trim A	Trim B	
Top — Wood Group A — 29”(737mm) High, 18”/18”(457mm) Deep										
36”(914mm)	60”(1524mm)	JDAW-3660-KA		L		33	\$1672.86	\$1747.22	\$1672.86	\$1747.22
	72”(1829mm)	JDAW-3672-KA		L		33	1840.50	1924.10	1840.50	1924.10
48”(1219mm)	60”(1524mm)	JDAW-4860-KA		L		33	\$1840.50	\$1924.10	\$1840.50	\$1924.10
	72”(1829mm)	JDAW-4872-KA		L		33	2008.14	2100.98	2008.14	2100.98
29”(737mm) High, 24”/24”(610mm) Deep										
36”(914mm)	60”(1524mm)	JDAW-3660-KA		L		44	\$1733.34	\$1807.70	\$1733.34	\$1807.70
	72”(1829mm)	JDAW-3672-KA		L		44	1900.98	1984.58	1900.98	1984.58
48”(1219mm)	60”(1524mm)	JDAW-4860-KA		L		44	\$1900.98	\$1984.58	\$1900.98	\$1984.58
	72”(1829mm)	JDAW-4872-KA		L		44	2068.62	2161.46	2068.62	2161.46
29”(737mm) High, 30”/30”(762mm) Deep										
48”(1219mm)	60”(1524mm)	JDAW-4860-KA		L		55	\$1961.46	\$2045.06	\$1961.46	\$2045.06
	72”(1829mm)	JDAW-4872-KA		L		55	2129.10	2221.94	2129.10	2221.94
Top — Wood Group B — 29”(737mm) High, 18”/18”(457mm) Deep										
36”(914mm)	60”(1524mm)	JDAW-3660-KA		L		33	\$1826.94	\$1901.30	\$1826.94	\$1901.30
	72”(1829mm)	JDAW-3672-KA		L		33	2024.58	2108.18	2024.58	2108.18
48”(1219mm)	60”(1524mm)	JDAW-4860-KA		L		33	\$2024.58	\$2108.18	\$2024.58	\$2108.18
	72”(1829mm)	JDAW-4872-KA		L		33	2222.22	2315.06	2222.22	2315.06
29”(737mm) High, 24”/24”(610mm) Deep										
36”(914mm)	60”(1524mm)	JDAW-3660-KA		L		44	\$1898.10	\$1972.46	\$1898.10	\$1972.46
	72”(1829mm)	JDAW-3672-KA		L		44	2095.74	2179.34	2095.74	2179.34
48”(1219mm)	60”(1524mm)	JDAW-4860-KA		L		44	\$2095.74	\$2179.34	\$2095.74	\$2179.34
	72”(1829mm)	JDAW-4872-KA		L		44	2293.38	2386.22	2293.38	2386.22
29”(737mm) High, 30”/30”(762mm) Deep										
48”(1219mm)	60”(1524mm)	JDAW-4860-KA		L		55	\$2166.90	\$2250.50	\$2166.90	\$2250.50
	72”(1829mm)	JDAW-4872-KA		L		55	2364.54	2457.38	2364.54	2457.38



JDAW-KALLDS44  
(Left-Hand)



JDAW-KARLDS44  
(Right-Hand)

### Features

- Includes wood top, laminate end panel, steel modesty panels, and hardware for assembly and attachment to adjoining caseload. (Desk pedestal not included.)
- Wood veneer top has 3mm edgeband on user edge and 1mm edgeband on sides and back.
- Modesty panels are available with or without scallop wireway for cable management; scallop is centered at top of modesty panel.
- Glides provide 1" (25mm) adjustment range.
- Field assembled.

### Specification Tips

- One X Series or V Series desk pedestal must be specified separately; nominal depth of desk pedestal must match nominal depth of corner top.
- Not for use as a stand-alone caseload. Half end panel must be attached to a return or bridge.
- Modesty panel height, cable management, and color selections apply to both modesty panels.

### To Order, Specify:

- Product number, including:

#### ① Orientation:

- L** Left-hand
- R** Right-hand

#### ② Modesty Panel Height:

- B** 1/3 Height
- D** 3/4 Height, add \$61.70 list
- F** Full Height, add \$123.90 list

#### ③ Modesty Panel Cable Management:

- N** No Scallop
- S** Scallop

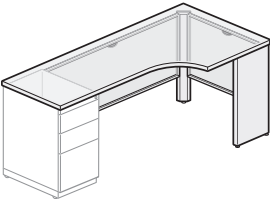
- Wood finish color for top.
- Laminate color for end panel.
- Edge trim color for end panel.
- Trim color for modesty panels.

**\*Note:** Desk pedestal must be specified separately.

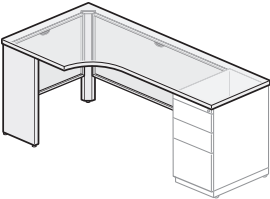
X Series Extended Corners

Extended Curved Wrap-Around Pedestal Corner — Wood Top with Wood End Panel

Width	Length	Number	①	②	③	End Panel - Wood Group A		End Panel - Wood Group B		
						Modesty - Steel Trim A	Trim B	Modesty - Steel Trim A	Trim B	
Top — Wood Group A — 29”(737mm) High, 18”/18”(457mm) Deep										
36”(914mm)	60”(1524mm)	JDAW-3660-KA	<div><div></div><div></div><div></div></div>	W	<div><div></div><div></div><div></div></div>	33	\$1831.18	\$1905.54	\$1910.55	\$1984.91
	72”(1829mm)	JDAW-3672-KA	<div><div></div><div></div><div></div></div>	W	<div><div></div><div></div><div></div></div>	33	1998.82	2082.42	2078.19	2161.79
48”(1219mm)	60”(1524mm)	JDAW-4860-KA	<div><div></div><div></div><div></div></div>	W	<div><div></div><div></div><div></div></div>	33	\$1998.82	\$2082.42	\$2078.19	\$2161.79
	72”(1829mm)	JDAW-4872-KA	<div><div></div><div></div><div></div></div>	W	<div><div></div><div></div><div></div></div>	33	2166.46	2259.30	2245.83	2338.67
29”(737mm) High, 24”/24”(610mm) Deep										
36”(914mm)	60”(1524mm)	JDAW-3660-KA	<div><div></div><div></div><div></div></div>	W	<div><div></div><div></div><div></div></div>	44	\$1891.66	\$1966.02	\$1971.03	\$2045.39
	72”(1829mm)	JDAW-3672-KA	<div><div></div><div></div><div></div></div>	W	<div><div></div><div></div><div></div></div>	44	2059.30	2142.90	2138.67	2222.27
48”(1219mm)	60”(1524mm)	JDAW-4860-KA	<div><div></div><div></div><div></div></div>	W	<div><div></div><div></div><div></div></div>	44	\$2059.30	\$2142.90	\$2138.67	\$2222.27
	72”(1829mm)	JDAW-4872-KA	<div><div></div><div></div><div></div></div>	W	<div><div></div><div></div><div></div></div>	44	2226.94	2319.78	2306.31	2399.15
29”(737mm) High, 30”/30”(762mm) Deep										
48”(1219mm)	60”(1524mm)	JDAW-4860-KA	<div><div></div><div></div><div></div></div>	W	<div><div></div><div></div><div></div></div>	55	\$2119.78	\$2203.38	\$2199.15	\$2282.75
	72”(1829mm)	JDAW-4872-KA	<div><div></div><div></div><div></div></div>	W	<div><div></div><div></div><div></div></div>	55	2287.42	2380.26	2366.79	2459.63
Top — Wood Group B — 29”(737mm) High, 18”/18”(457mm) Deep										
36”(914mm)	60”(1524mm)	JDAW-3660-KA	<div><div></div><div></div><div></div></div>	W	<div><div></div><div></div><div></div></div>	33	\$1985.26	\$2059.62	\$2064.63	\$2138.99
	72”(1829mm)	JDAW-3672-KA	<div><div></div><div></div><div></div></div>	W	<div><div></div><div></div><div></div></div>	33	2182.90	2266.50	2262.27	2345.87
48”(1219mm)	60”(1524mm)	JDAW-4860-KA	<div><div></div><div></div><div></div></div>	W	<div><div></div><div></div><div></div></div>	33	\$2182.90	\$2266.50	\$2262.27	\$2345.87
	72”(1829mm)	JDAW-4872-KA	<div><div></div><div></div><div></div></div>	W	<div><div></div><div></div><div></div></div>	33	2380.54	2473.38	2459.91	2552.75
29”(737mm) High, 24”/24”(610mm) Deep										
36”(914mm)	60”(1524mm)	JDAW-3660-KA	<div><div></div><div></div><div></div></div>	W	<div><div></div><div></div><div></div></div>	44	\$2056.42	\$2130.78	\$2135.79	\$2210.15
	72”(1829mm)	JDAW-3672-KA	<div><div></div><div></div><div></div></div>	W	<div><div></div><div></div><div></div></div>	44	2254.06	2337.66	2333.43	2417.03
48”(1219mm)	60”(1524mm)	JDAW-4860-KA	<div><div></div><div></div><div></div></div>	W	<div><div></div><div></div><div></div></div>	44	\$2254.06	\$2337.66	\$2333.43	\$2417.03
	72”(1829mm)	JDAW-4872-KA	<div><div></div><div></div><div></div></div>	W	<div><div></div><div></div><div></div></div>	44	2451.70	2544.54	2531.07	2623.91
29”(737mm) High, 30”/30”(762mm) Deep										
48”(1219mm)	60”(1524mm)	JDAW-4860-KA	<div><div></div><div></div><div></div></div>	W	<div><div></div><div></div><div></div></div>	55	\$2325.22	\$2408.82	\$2404.59	\$2488.19
	72”(1829mm)	JDAW-4872-KA	<div><div></div><div></div><div></div></div>	W	<div><div></div><div></div><div></div></div>	55	2522.86	2615.70	2602.23	2695.07



JDAW-KALWDS44  
(Left-Hand)



JDAW-KARWDS44  
(Right-Hand)

Features

- Includes wood top, wood end panel, steel modesty panels, and hardware for assembly and attachment to adjoining caseload. (Desk pedestal not included.)
- Wood veneer top has 3mm edgeband on user edge and 1mm edgeband on sides and back.
- Modesty panels are available with or without scallop wireway for cable management; scallop is centered at top of modesty panel.
- Glides provide 1”(25mm) adjustment range.
- Field assembled.

Specification Tips

- One X Series or V Series desk pedestal must be specified separately; nominal depth of desk pedestal must match nominal depth of corner top.
- Not for use as a stand-alone caseload. Half end panel must be attached to a return or bridge.
- Modesty panel height, cable management, and color selections apply to both modesty panels.

To Order, Specify:

1) Product number, including:

① Orientation:

- ☐ L Left-hand
- ☐ R Right-hand

② Modesty Panel Height:

- ☐ B 1/3 Height
- ☐ D 3/4 Height, add \$61.70 list
- ☐ F Full Height, add \$123.90 list

③ Modesty Panel Cable Management:

- ☐ N No Scallop
- ☐ S Scallop

- 2) Wood finish color for top.
- 3) Wood finish color for end panel.
- 4) Trim color for modesty panels.

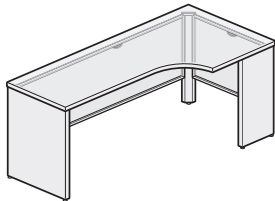
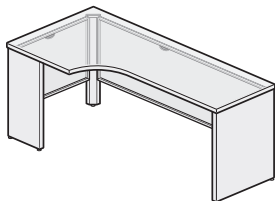
\*Note: Desk pedestal must be specified separately.



## X Series Extended Corners

Extended Curved Wrap-Around Corner — Laminate Top with Steel Full End Panel

Width	Length	Number	①	②	③	End Panels - Steel Trim A		End Panels - Steel Trim B		
						Modesty - Steel Trim A	Trim B	Modesty - Steel Trim A	Trim B	
Top — Laminate A — 29”(737mm) High, 18”/18”(457mm) Deep										
36”(914mm)	60”(1524mm)	JDAL-3660-JF	<div><div></div><div></div><div></div></div>	S	<div><div></div><div></div><div></div></div>	33	\$1634.45	\$1708.81	\$1697.29	\$1771.65
	72”(1829mm)	JDAL-3672-JF	<div><div></div><div></div><div></div></div>	S	<div><div></div><div></div><div></div></div>	33	1802.09	1885.69	1864.93	1948.53
48”(1219mm)	60”(1524mm)	JDAL-4860-JF	<div><div></div><div></div><div></div></div>	S	<div><div></div><div></div><div></div></div>	33	\$1802.09	\$1885.69	\$1864.93	\$1948.53
	72”(1829mm)	JDAL-4872-JF	<div><div></div><div></div><div></div></div>	S	<div><div></div><div></div><div></div></div>	33	1969.73	2062.57	2032.57	2125.41
29”(737mm) High, 24”/24”(610mm) Deep										
36”(914mm)	60”(1524mm)	JDAL-3660-JF	<div><div></div><div></div><div></div></div>	S	<div><div></div><div></div><div></div></div>	44	\$1705.43	\$1779.79	\$1777.57	\$1851.93
	72”(1829mm)	JDAL-3672-JF	<div><div></div><div></div><div></div></div>	S	<div><div></div><div></div><div></div></div>	44	1873.07	1956.67	1945.21	2028.81
48”(1219mm)	60”(1524mm)	JDAL-4860-JF	<div><div></div><div></div><div></div></div>	S	<div><div></div><div></div><div></div></div>	44	\$1873.07	\$1956.67	\$1945.21	\$2028.81
	72”(1829mm)	JDAL-4872-JF	<div><div></div><div></div><div></div></div>	S	<div><div></div><div></div><div></div></div>	44	2040.71	2133.55	2112.85	2205.69
29”(737mm) High, 30”/30”(762mm) Deep										
48”(1219mm)	60”(1524mm)	JDAL-4860-JF	<div><div></div><div></div><div></div></div>	S	<div><div></div><div></div><div></div></div>	55	\$1944.05	\$2027.65	\$2025.49	\$2109.09
	72”(1829mm)	JDAL-4872-JF	<div><div></div><div></div><div></div></div>	S	<div><div></div><div></div><div></div></div>	55	2111.69	2204.53	2193.13	2285.97
Top — Laminate B — 29”(737mm) High, 18”/18”(457mm) Deep										
36”(914mm)	60”(1524mm)	JDAL-3660-JF	<div><div></div><div></div><div></div></div>	S	<div><div></div><div></div><div></div></div>	33	\$1634.45	\$1708.81	\$1697.29	\$1771.65
	72”(1829mm)	JDAL-3672-JF	<div><div></div><div></div><div></div></div>	S	<div><div></div><div></div><div></div></div>	33	1802.09	1885.69	1864.93	1948.53
48”(1219mm)	60”(1524mm)	JDAL-4860-JF	<div><div></div><div></div><div></div></div>	S	<div><div></div><div></div><div></div></div>	33	\$1802.09	\$1885.69	\$1864.93	\$1948.53
	72”(1829mm)	JDAL-4872-JF	<div><div></div><div></div><div></div></div>	S	<div><div></div><div></div><div></div></div>	33	1969.73	2062.57	2032.57	2125.41
29”(737mm) High, 24”/24”(610mm) Deep										
36”(914mm)	60”(1524mm)	JDAL-3660-JF	<div><div></div><div></div><div></div></div>	S	<div><div></div><div></div><div></div></div>	44	\$1705.43	\$1779.79	\$1777.57	\$1851.93
	72”(1829mm)	JDAL-3672-JF	<div><div></div><div></div><div></div></div>	S	<div><div></div><div></div><div></div></div>	44	1873.07	1956.67	1945.21	2028.81
48”(1219mm)	60”(1524mm)	JDAL-4860-JF	<div><div></div><div></div><div></div></div>	S	<div><div></div><div></div><div></div></div>	44	\$1873.07	\$1956.67	\$1945.21	\$2028.81
	72”(1829mm)	JDAL-4872-JF	<div><div></div><div></div><div></div></div>	S	<div><div></div><div></div><div></div></div>	44	2040.71	2133.55	2112.85	2205.69
29”(737mm) High, 30”/30”(762mm) Deep										
48”(1219mm)	60”(1524mm)	JDAL-4860-JF	<div><div></div><div></div><div></div></div>	S	<div><div></div><div></div><div></div></div>	55	\$1944.05	\$2027.65	\$2025.49	\$2109.09
	72”(1829mm)	JDAL-4872-JF	<div><div></div><div></div><div></div></div>	S	<div><div></div><div></div><div></div></div>	55	2111.69	2204.53	2193.13	2285.97

JDAL-JFLSDS44  
(Left-Hand)JDAL-JFRSDS44  
(Right-Hand)

### Features

- Includes laminate top, steel end panels, steel modesty panels, and hardware for assembly and attachment to adjoining casegood.
- High-pressure laminate top has 3mm edgeband on user edge and 1mm edgeband on sides and back.
- Modesty panels are available with or without scallop wireway for cable management; scallop is centered at top of modesty panel.
- Glides provide 1.5" (38mm) adjustment range.
- Field assembled.

### Specification Tips

- Not for use as a stand-alone casegood. Half end panel must be attached to a return or bridge.
- Modesty panel height, cable management, and color selections apply to both modesty panels.
- When placing a mobile, attached, or suspended pedestal inside the corner, pedestal depth must be at least 6" (152mm) less than nominal depth of top. See table.

### Corner/Pedestal Nominal Depths

Corner Depth	Pedestal Depth
18" (457mm)	N/A
24" (610mm)	18" (457mm)
30" (762mm)	24" (610mm)

### To Order, Specify:

- 1) Product number, including:

#### ① Orientation:

- L** Left-hand  
**R** Right-hand

#### ② Modesty Panel Height:

- B** 1/3 Height  
**D** 3/4 Height, add \$61.70 list  
**F** Full Height, add \$123.90 list

#### ③ Modesty Panel Cable Management:

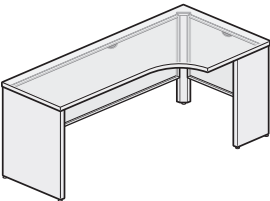
- N** No Scallop  
**S** Scallop

- 2) Laminate color for top.
- 3) Edge trim color for top.
- 4) Trim color for end panels.
- 5) Trim color for modesty panels.

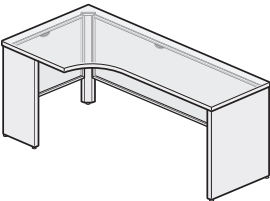
X Series Extended Corners

Extended Curved Wrap-Around Corner — Laminate Top with Laminate Full End Panel

Width	Length	Number	①	②	③	End Panels - Laminate A		End Panels - Laminate B		
						Modesty - Steel Trim A	Trim B	Modesty - Steel Trim A	Trim B	
Top — Laminate A — 29”(737mm) High, 18”/18”(457mm) Deep										
36”(914mm)	60”(1524mm)	JDAL-3660-JF	L			33	\$1431.89	\$1506.25	\$1431.89	\$1506.25
	72”(1829mm)	JDAL-3672-JF	L			33	\$1599.53	\$1683.13	\$1599.53	\$1683.13
48”(1219mm)	60”(1524mm)	JDAL-4860-JF	L			33	\$1599.53	\$1683.13	\$1599.53	\$1683.13
	72”(1829mm)	JDAL-4872-JF	L			33	\$1767.17	\$1860.01	\$1767.17	\$1860.01
29”(737mm) High, 24”/24”(610mm) Deep										
36”(914mm)	60”(1524mm)	JDAL-3660-JF	L			44	\$1502.87	\$1577.23	\$1502.87	\$1577.23
	72”(1829mm)	JDAL-3672-JF	L			44	\$1670.51	\$1754.11	\$1670.51	\$1754.11
48”(1219mm)	60”(1524mm)	JDAL-4860-JF	L			44	\$1670.51	\$1754.11	\$1670.51	\$1754.11
	72”(1829mm)	JDAL-4872-JF	L			44	\$1838.15	\$1930.99	\$1838.15	\$1930.99
29”(737mm) High, 30”/30”(762mm) Deep										
48”(1219mm)	60”(1524mm)	JDAL-4860-JF	L			55	\$1741.49	\$1825.09	\$1741.49	\$1825.09
	72”(1829mm)	JDAL-4872-JF	L			55	\$1909.13	\$2001.97	\$1909.13	\$2001.97
Top — Laminate B — 29”(737mm) High, 18”/18”(457mm) Deep										
36”(914mm)	60”(1524mm)	JDAL-3660-JF	L			33	\$1431.89	\$1506.25	\$1431.89	\$1506.25
	72”(1829mm)	JDAL-3672-JF	L			33	\$1599.53	\$1683.13	\$1599.53	\$1683.13
48”(1219mm)	60”(1524mm)	JDAL-4860-JF	L			33	\$1599.53	\$1683.13	\$1599.53	\$1683.13
	72”(1829mm)	JDAL-4872-JF	L			33	\$1767.17	\$1860.01	\$1767.17	\$1860.01
29”(737mm) High, 24”/24”(610mm) Deep										
36”(914mm)	60”(1524mm)	JDAL-3660-JF	L			44	\$1502.87	\$1577.23	\$1502.87	\$1577.23
	72”(1829mm)	JDAL-3672-JF	L			44	\$1670.51	\$1754.11	\$1670.51	\$1754.11
48”(1219mm)	60”(1524mm)	JDAL-4860-JF	L			44	\$1670.51	\$1754.11	\$1670.51	\$1754.11
	72”(1829mm)	JDAL-4872-JF	L			44	\$1838.15	\$1930.99	\$1838.15	\$1930.99
29”(737mm) High, 30”/30”(762mm) Deep										
48”(1219mm)	60”(1524mm)	JDAL-4860-JF	L			55	\$1741.49	\$1825.09	\$1741.49	\$1825.09
	72”(1829mm)	JDAL-4872-JF	L			55	\$1909.13	\$2001.97	\$1909.13	\$2001.97



JDAL-JFLDS44  
(Left-Hand)



JDAL-JFRLDS44  
(Right-Hand)

Features

- Includes laminate top, laminate end panels, steel modesty panels, and hardware for assembly and attachment to adjoining caseload.
- High-pressure laminate top has 3mm edgeband on user edge and 1mm edgeband on sides and back.
- Modesty panels are available with or without scallop wireway for cable management; scallop is centered at top of modesty panel.
- Glides provide 1.5”(38mm) adjustment range.
- Field assembled.

Specification Tips

- Not for use as a stand-alone caseload. Half end panel must be attached to a return or bridge.
- Modesty panel height, cable management, and color selections apply to both modesty panels.
- When placing a mobile, attached, or suspended pedestal inside the corner, pedestal depth must be at least 6”(152mm) less than nominal depth of top. See table.

Corner/Pedestal Nominal Depths

Corner Depth	Pedestal Depth
18”(457mm)	N/A
24”(610mm)	18”(457mm)
30”(762mm)	24”(610mm)

To Order, Specify:

- 1) Product number, including:

① Orientation:

- L Left-hand  
R Right-hand

② Modesty Panel Height:

- B 1/3 Height  
D 3/4 Height, add \$61.70 list  
F Full Height, add \$123.90 list

③ Modesty Panel Cable Management:

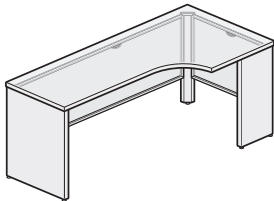
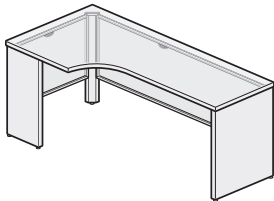
- N No Scallop  
S Scallop

- 2) Laminate color for top.  
3) Edge trim color for top.  
4) Laminate color for end panels.  
5) Edge trim color for end panels.  
6) Trim color for modesty panels.

## X Series Extended Corners

Extended Curved Wrap-Around Corner — Laminate Top with Wood Full End Panel

Width	Length	Number	①	②	③	End Panels - Wood Group A		End Panels - Wood Group B		
						Modesty - Steel Trim A	Trim B	Modesty - Steel Trim A	Trim B	
Top — Laminate A — 29”(737mm) High, 18”/18”(457mm) Deep										
36”(914mm)	60”(1524mm)	JDAL-3660-JF	■	W	■	33	\$1748.53	\$1822.89	\$1907.27	\$1981.63
	72”(1829mm)	JDAL-3672-JF	■	W	■	33	1916.17	1999.77	2074.91	2158.51
48”(1219mm)	60”(1524mm)	JDAL-4860-JF	■	W	■	33	\$1916.17	\$1999.77	\$2074.91	\$2158.51
	72”(1829mm)	JDAL-4872-JF	■	W	■	33	2083.81	2176.65	2242.55	2335.39
29”(737mm) High, 24”/24”(610mm) Deep										
36”(914mm)	60”(1524mm)	JDAL-3660-JF	■	W	■	44	\$1819.51	\$1893.87	\$1980.17	\$2054.53
	72”(1829mm)	JDAL-3672-JF	■	W	■	44	1987.15	2070.75	2147.81	2231.41
48”(1219mm)	60”(1524mm)	JDAL-4860-JF	■	W	■	44	\$1987.15	\$2070.75	\$2147.81	\$2231.41
	72”(1829mm)	JDAL-4872-JF	■	W	■	44	2154.79	2247.63	2315.45	2408.29
29”(737mm) High, 30”/30”(762mm) Deep										
48”(1219mm)	60”(1524mm)	JDAL-4860-JF	■	W	■	55	\$2058.13	\$2141.73	\$2220.71	\$2304.31
	72”(1829mm)	JDAL-4872-JF	■	W	■	55	2225.77	2318.61	2388.35	2481.19
Top — Laminate B — 29”(737mm) High, 18”/18”(457mm) Deep										
36”(914mm)	60”(1524mm)	JDAL-3660-JF	■	W	■	33	\$1748.53	\$1822.89	\$1907.27	\$1981.63
	72”(1829mm)	JDAL-3672-JF	■	W	■	33	1916.17	1999.77	2074.91	2158.51
48”(1219mm)	60”(1524mm)	JDAL-4860-JF	■	W	■	33	\$1916.17	\$1999.77	\$2074.91	\$2158.51
	72”(1829mm)	JDAL-4872-JF	■	W	■	33	2083.81	2176.65	2242.55	2335.39
29”(737mm) High, 24”/24”(610mm) Deep										
36”(914mm)	60”(1524mm)	JDAL-3660-JF	■	W	■	44	\$1819.51	\$1893.87	\$1980.17	\$2054.53
	72”(1829mm)	JDAL-3672-JF	■	W	■	44	1987.15	2070.75	2147.81	2231.41
48”(1219mm)	60”(1524mm)	JDAL-4860-JF	■	W	■	44	\$1987.15	\$2070.75	\$2147.81	\$2231.41
	72”(1829mm)	JDAL-4872-JF	■	W	■	44	2154.79	2247.63	2315.45	2408.29
29”(737mm) High, 30”/30”(762mm) Deep										
48”(1219mm)	60”(1524mm)	JDAL-4860-JF	■	W	■	55	\$2058.13	\$2141.73	\$2220.71	\$2304.31
	72”(1829mm)	JDAL-4872-JF	■	W	■	55	2225.77	2318.61	2388.35	2481.19

JDAL-JFLWDS44  
(Left-Hand)JDAL-JFRWDS44  
(Right-Hand)

### Features

- Includes laminate top, wood end panels, steel modesty panels, and hardware for assembly and attachment to adjoining caseload.
- High-pressure laminate top has 3mm edgeband on user edge and 1mm edgeband on sides and back.
- Modesty panels are available with or without scallop wireway for cable management; scallop is centered at top of modesty panel.
- Glides provide 1.5" (38mm) adjustment range.
- Field assembled.

### Specification Tips

- Not for use as a stand-alone caseload. Half end panel must be attached to a return or bridge.
- Modesty panel height, cable management, and color selections apply to both modesty panels.
- When placing a mobile, attached, or suspended pedestal inside the corner, pedestal depth must be at least 6" (152mm) less than nominal depth of top. See table.

### Corner/Pedestal Nominal Depths

Corner Depth	Pedestal Depth
18" (457mm)	N/A
24" (610mm)	18" (457mm)
30" (762mm)	24" (610mm)

### To Order, Specify:

- 1) Product number, including:

#### ① Orientation:

- L** Left-hand  
**R** Right-hand

#### ② Modesty Panel Height:

- B** 1/3 Height  
**D** 3/4 Height, add \$61.70 list  
**F** Full Height, add \$123.90 list

#### ③ Modesty Panel Cable Management:

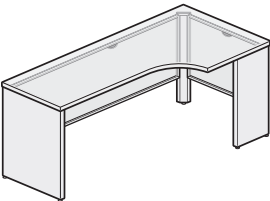
- N** No Scallop  
**S** Scallop

- 2) Laminate color for top.
- 3) Edge trim color for top.
- 4) Wood finish color for end panels.
- 5) Trim color for modesty panels.

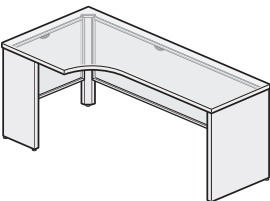
X Series Extended Corners

Extended Curved Wrap-Around Corner — Wood Top with Steel Full End Panel

Width	Length	Number	①	②	③	End Panels - Steel Trim A		End Panels - Steel Trim B		
						Modesty - Steel Trim A	Trim B	Modesty - Steel Trim A	Trim B	
Top — Wood Group A — 29”(737mm) High, 18”/18”(457mm) Deep										
36”(914mm)	60”(1524mm)	JDAW-3660-KF	<div><div>S</div></div>	<div><div></div></div>	<div><div></div></div>	33	\$2162.96	\$2237.32	\$2225.80	\$2300.16
	72”(1829mm)	JDAW-3672-KF	<div><div>S</div></div>	<div><div></div></div>	<div><div></div></div>	33	2330.60	2414.20	2393.44	2477.04
48”(1219mm)	60”(1524mm)	JDAW-4860-KF	<div><div>S</div></div>	<div><div></div></div>	<div><div></div></div>	33	\$2330.60	\$2414.20	\$2393.44	\$2477.04
	72”(1829mm)	JDAW-4872-KF	<div><div>S</div></div>	<div><div></div></div>	<div><div></div></div>	33	2498.24	2591.08	2561.08	2653.92
29”(737mm) High, 24”/24”(610mm) Deep										
36”(914mm)	60”(1524mm)	JDAW-3660-KF	<div><div>S</div></div>	<div><div></div></div>	<div><div></div></div>	44	\$2233.94	\$2308.30	\$2306.08	\$2380.44
	72”(1829mm)	JDAW-3672-KF	<div><div>S</div></div>	<div><div></div></div>	<div><div></div></div>	44	2401.58	2485.18	2473.72	2557.32
48”(1219mm)	60”(1524mm)	JDAW-4860-KF	<div><div>S</div></div>	<div><div></div></div>	<div><div></div></div>	44	\$2401.58	\$2485.18	\$2473.72	\$2557.32
	72”(1829mm)	JDAW-4872-KF	<div><div>S</div></div>	<div><div></div></div>	<div><div></div></div>	44	2569.22	2662.06	2641.36	2734.20
29”(737mm) High, 30”/30”(762mm) Deep										
48”(1219mm)	60”(1524mm)	JDAW-4860-KF	<div><div>S</div></div>	<div><div></div></div>	<div><div></div></div>	55	\$2472.56	\$2556.16	\$2554.00	\$2637.60
	72”(1829mm)	JDAW-4872-KF	<div><div>S</div></div>	<div><div></div></div>	<div><div></div></div>	55	2640.20	2733.04	2721.64	2814.48
Top — Wood Group B — 29”(737mm) High, 18”/18”(457mm) Deep										
36”(914mm)	60”(1524mm)	JDAW-3660-KF	<div><div>S</div></div>	<div><div></div></div>	<div><div></div></div>	33	\$2317.04	\$2391.40	\$2379.88	\$2454.24
	72”(1829mm)	JDAW-3672-KF	<div><div>S</div></div>	<div><div></div></div>	<div><div></div></div>	33	2514.68	2598.28	2577.52	2661.12
48”(1219mm)	60”(1524mm)	JDAW-4860-KF	<div><div>S</div></div>	<div><div></div></div>	<div><div></div></div>	33	\$2514.68	\$2598.28	\$2577.52	\$2661.12
	72”(1829mm)	JDAW-4872-KF	<div><div>S</div></div>	<div><div></div></div>	<div><div></div></div>	33	2712.32	2805.16	2775.16	2868.00
29”(737mm) High, 24”/24”(610mm) Deep										
36”(914mm)	60”(1524mm)	JDAW-3660-KF	<div><div>S</div></div>	<div><div></div></div>	<div><div></div></div>	44	\$2398.70	\$2473.06	\$2470.84	\$2545.20
	72”(1829mm)	JDAW-3672-KF	<div><div>S</div></div>	<div><div></div></div>	<div><div></div></div>	44	2596.34	2679.94	2668.48	2752.08
48”(1219mm)	60”(1524mm)	JDAW-4860-KF	<div><div>S</div></div>	<div><div></div></div>	<div><div></div></div>	44	\$2596.34	\$2679.94	\$2668.48	\$2752.08
	72”(1829mm)	JDAW-4872-KF	<div><div>S</div></div>	<div><div></div></div>	<div><div></div></div>	44	2793.98	2886.82	2866.12	2958.96
29”(737mm) High, 30”/30”(762mm) Deep										
48”(1219mm)	60”(1524mm)	JDAW-4860-KF	<div><div>S</div></div>	<div><div></div></div>	<div><div></div></div>	55	\$2678.00	\$2761.60	\$2759.44	\$2843.04
	72”(1829mm)	JDAW-4872-KF	<div><div>S</div></div>	<div><div></div></div>	<div><div></div></div>	55	2875.64	2968.48	2957.08	3049.92



JDAW-KFLSDS44  
(Left-Hand)



JDAW-KFRSDS44  
(Right-Hand)

Features

- Includes wood top, steel end panels, steel modesty panels, and hardware for assembly and attachment to adjoining caseload.
- Wood veneer top has 3mm edgeband on user edge and 1mm edgeband on sides and back.
- Modesty panels are available with or without scallop wireway for cable management; scallop is centered at top of modesty panel.
- Glides provide 1.5”(38mm) adjustment range.
- Field assembled.

Specification Tips

- Not for use as a stand-alone caseload. Half end panel must be attached to a return or bridge.
- Modesty panel height, cable management, and color selections apply to both modesty panels.
- When placing a mobile, attached, or suspended pedestal inside the corner, pedestal depth must be at least 6”(152mm) less than nominal depth of top. See table.

Corner/Pedestal Nominal Depths

Corner Depth	Pedestal Depth
18”(457mm)	N/A
24”(610mm)	18”(457mm)
30”(762mm)	24”(610mm)

To Order, Specify:

- 1) Product number, including:

① Orientation:

- L** Left-hand  
**R** Right-hand

② Modesty Panel Height:

- B** 1/3 Height  
**D** 3/4 Height, add \$61.70 list  
**F** Full Height, add \$123.90 list

③ Modesty Panel Cable Management:

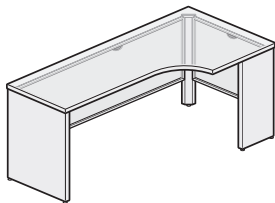
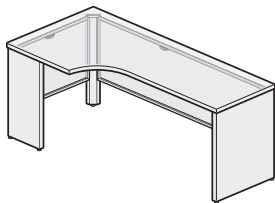
- N** No Scallop  
**S** Scallop

- 2) Wood color for top.  
3) Trim color for end panels.  
4) Trim color for modesty panels.

## X Series Extended Corners

Extended Curved Wrap-Around Corner — Wood Top with Laminate Full End Panel

Width	Length	Number	①	②	③	End Panels - Laminate A		End Panels - Laminate B	
						Modesty - Steel Trim A	Trim B	Modesty - Steel Trim A	Trim B
Top — Wood Group A — 29”(737mm) High, 18”/18”(457mm) Deep									
36”(914mm)	60”(1524mm)	JDAW-3660-KF	L		33	\$1960.40	\$2034.76	\$1960.40	\$2034.76
	72”(1829mm)	JDAW-3672-KF	L		33	2128.04	2211.64	2128.04	2211.64
48”(1219mm)	60”(1524mm)	JDAW-4860-KF	L		33	\$2128.04	\$2211.64	\$2128.04	\$2211.64
	72”(1829mm)	JDAW-4872-KF	L		33	2295.68	2388.52	2295.68	2388.52
29”(737mm) High, 24”/24”(610mm) Deep									
36”(914mm)	60”(1524mm)	JDAW-3660-KF	L		44	\$2031.38	\$2105.74	\$2031.38	\$2105.74
	72”(1829mm)	JDAW-3672-KF	L		44	2199.02	2282.62	2199.02	2282.62
48”(1219mm)	60”(1524mm)	JDAW-4860-KF	L		44	\$2199.02	\$2282.62	\$2199.02	\$2282.62
	72”(1829mm)	JDAW-4872-KF	L		44	2366.66	2459.50	2366.66	2459.50
29”(737mm) High, 30”/30”(762mm) Deep									
48”(1219mm)	60”(1524mm)	JDAW-4860-KF	L		55	\$2270.00	\$2353.60	\$2270.00	\$2353.60
	72”(1829mm)	JDAW-4872-KF	L		55	2437.64	2530.48	2437.64	2530.48
Top — Wood Group B — 29”(737mm) High, 18”/18”(457mm) Deep									
36”(914mm)	60”(1524mm)	JDAW-3660-KF	L		33	\$2114.48	\$2188.84	\$2114.48	\$2188.84
	72”(1829mm)	JDAW-3672-KF	L		33	2312.12	2395.72	2312.12	2395.72
48”(1219mm)	60”(1524mm)	JDAW-4860-KF	L		33	\$2312.12	\$2395.72	\$2312.12	\$2395.72
	72”(1829mm)	JDAW-4872-KF	L		33	2509.76	2602.60	2509.76	2602.60
29”(737mm) High, 24”/24”(610mm) Deep									
36”(914mm)	60”(1524mm)	JDAW-3660-KF	L		44	\$2196.14	\$2270.50	\$2196.14	\$2270.50
	72”(1829mm)	JDAW-3672-KF	L		44	2393.78	2477.38	2393.78	2477.38
48”(1219mm)	60”(1524mm)	JDAW-4860-KF	L		44	\$2393.78	\$2477.38	\$2393.78	\$2477.38
	72”(1829mm)	JDAW-4872-KF	L		44	2591.42	2684.26	2591.42	2684.26
29”(737mm) High, 30”/30”(762mm) Deep									
48”(1219mm)	60”(1524mm)	JDAW-4860-KF	L		55	\$2475.44	\$2559.04	\$2475.44	\$2559.04
	72”(1829mm)	JDAW-4872-KF	L		55	2673.08	2765.92	2673.08	2765.92

JDAW-KFLD544  
(Left-Hand)JDAW-KFRLD544  
(Right-Hand)

### Features

- Includes wood top, laminate end panels, steel modesty panels, and hardware for assembly and attachment to adjoining caseload.
- Wood veneer top has 3mm edgeband on user edge and 1mm edgeband on sides and back.
- Modesty panels are available with or without scallop wireway for cable management; scallop is centered at top of modesty panel.
- Glides provide 1.5" (38mm) adjustment range.
- Field assembled.

### Specification Tips

- Not for use as a stand-alone caseload. Half end panel must be attached to a return or bridge.
- Modesty panel height, cable management, and color selections apply to both modesty panels.
- When placing a mobile, attached, or suspended pedestal inside the corner, pedestal depth must be at least 6" (152mm) less than nominal depth of top. See table.

### Corner/Pedestal Nominal Depths

Corner Depth	Pedestal Depth
18" (457mm)	N/A
24" (610mm)	18" (457mm)
30" (762mm)	24" (610mm)

### To Order, Specify:

- Product number, including:

#### ① Orientation:

- L** Left-hand  
**R** Right-hand

#### ② Modesty Panel Height:

- B** 1/3 Height  
**D** 3/4 Height, add \$61.70 list  
**F** Full Height, add \$123.90 list

#### ③ Modesty Panel Cable Management:

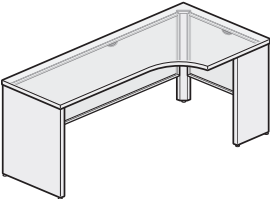
- N** No Scallop  
**S** Scallop

- Wood finish color for top.
- Laminate color for end panels.
- Edge trim color for end panels.
- Trim color for modesty panels.

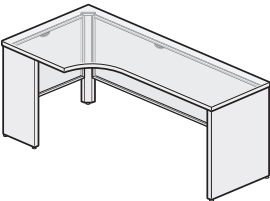
X Series Extended Corners

Extended Curved Wrap-Around Corner — Wood Top with Wood Full End Panel

Width	Length	Number	①	②	③	End Panels - Wood Group A		End Panels - Wood Group B	
						Modesty - Steel Trim A	Trim B	Modesty - Steel Trim A	Trim B
Top — Wood Group A — 29”(737mm) High, 18”/18”(457mm) Deep									
36”(914mm)	60”(1524mm)	JDAW-3660-KF	W		33	\$2277.04	\$2351.40	\$2435.78	\$2510.14
	72”(1829mm)	JDAW-3672-KF	W		33	2444.68	2528.28	2603.42	2687.02
48”(1219mm)	60”(1524mm)	JDAW-4860-KF	W		33	\$2444.68	\$2528.28	\$2603.42	\$2687.02
	72”(1829mm)	JDAW-4872-KF	W		33	2612.32	2705.16	2771.06	2863.90
29”(737mm) High, 24”/24”(610mm) Deep									
36”(914mm)	60”(1524mm)	JDAW-3660-KF	W		44	\$2348.02	\$2422.38	\$2508.68	\$2583.04
	72”(1829mm)	JDAW-3672-KF	W		44	2515.66	2599.26	2676.32	2759.92
48”(1219mm)	60”(1524mm)	JDAW-4860-KF	W		44	\$2515.66	\$2599.26	\$2676.32	\$2759.92
	72”(1829mm)	JDAW-4872-KF	W		44	2683.30	2776.14	2843.96	2936.80
29”(737mm) High, 30”/30”(762mm) Deep									
48”(1219mm)	60”(1524mm)	JDAW-4860-KF	W		55	\$2586.64	\$2670.24	\$2749.22	\$2832.82
	72”(1829mm)	JDAW-4872-KF	W		55	2754.28	2847.12	2916.86	3009.70
Top — Wood Group B — 29”(737mm) High, 18”/18”(457mm) Deep									
36”(914mm)	60”(1524mm)	JDAW-3660-KF	W		33	\$2431.12	\$2505.48	\$2589.86	\$2664.22
	72”(1829mm)	JDAW-3672-KF	W		33	2628.76	2712.36	2787.50	2871.10
48”(1219mm)	60”(1524mm)	JDAW-4860-KF	W		33	\$2628.76	\$2712.36	\$2787.50	\$2871.10
	72”(1829mm)	JDAW-4872-KF	W		33	2826.40	2919.24	2985.14	3077.98
29”(737mm) High, 24”/24”(610mm) Deep									
36”(914mm)	60”(1524mm)	JDAW-3660-KF	W		44	\$2512.78	\$2587.14	\$2673.44	\$2747.80
	72”(1829mm)	JDAW-3672-KF	W		44	2710.42	2794.02	2871.08	2954.68
48”(1219mm)	60”(1524mm)	JDAW-4860-KF	W		44	\$2710.42	\$2794.02	\$2871.08	\$2954.68
	72”(1829mm)	JDAW-4872-KF	W		44	2908.06	3000.90	3068.72	3161.56
29”(737mm) High, 30”/30”(762mm) Deep									
48”(1219mm)	60”(1524mm)	JDAW-4860-KF	W		55	\$2792.08	\$2875.68	\$2954.66	\$3038.26
	72”(1829mm)	JDAW-4872-KF	W		55	2989.72	3082.56	3152.30	3245.14



JDAW-KFLWDS44  
(Left-Hand)



JDAW-KFRWDS44  
(Right-Hand)

Features

- Includes wood top, wood end panels, steel modesty panels, and hardware for assembly and attachment to adjoining casegood.
- Wood veneer top has 3mm edgeband on user edge and 1mm edgeband on sides and back.
- Modesty panels are available with or without scallop wireway for cable management; scallop is centered at top of modesty panel.
- Glides provide 1.5”(38mm) adjustment range.
- Field assembled.

Specification Tips

- Not for use as a stand-alone casegood. Half end panel must be attached to a return or bridge.
- Modesty panel height, cable management, and color selections apply to both modesty panels.
- When placing a mobile, attached, or suspended pedestal inside the corner, pedestal depth must be at least 6”(152mm) less than nominal depth of top. See table.

Corner/Pedestal Nominal Depths

Corner Depth	Pedestal Depth
18”(457mm)	N/A
24”(610mm)	18”(457mm)
30”(762mm)	24”(610mm)

To Order, Specify:

- 1) Product number, including:

① Orientation:

- L** Left-hand  
**R** Right-hand

② Modesty Panel Height:

- B** 1/3 Height  
**D** 3/4 Height, add \$61.70 list  
**F** Full Height, add \$123.90 list

③ Modesty Panel Cable Management:

- N** No Scallop  
**S** Scallop

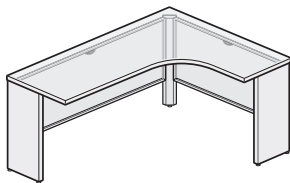
- 2) Wood finish color for top.  
3) Wood finish color for end panels.  
4) Trim color for modesty panels.



# X Series Extended Transitional Corners

Extended Transitional Wrap-Around Corner — Laminate Top with Steel End Panels

Width	Length	Number	①②	End Panels - Steel Trim A		End Panels - Steel Trim B	
				Modesty - Steel Trim A	Trim B	Modesty - Steel Trim A	Trim B
Left-Hand Orientation							
Top — Laminate A							
29”(737mm) High, 18”(457mm) Deep Left/24”(610mm) Deep Right							
36”(914mm)	48”(1219mm)	JDAL-3648-JHLS	<div><div></div><div></div><div></div></div> 34	\$1497.05	\$1562.17	\$1559.89	\$1625.01
29”(737mm) High, 24”(610mm) Deep Left/18”(457mm) Deep Right							
36”(914mm)	48”(1219mm)	JDAL-3648-JHLS	<div><div></div><div></div><div></div></div> 43	\$1497.05	\$1562.17	\$1559.89	\$1625.01
29”(737mm) High, 24”(610mm) Deep Left/30”(762mm) Deep Right							
36”(914mm)	48”(1219mm)	JDAL-3648-JHLS	<div><div></div><div></div><div></div></div> 45	\$1557.53	\$1622.65	\$1620.37	\$1685.49
Top — Laminate B							
29”(737mm) High, 18”(457mm) Deep Left/24”(610mm) Deep Right							
36”(914mm)	48”(1219mm)	JDAL-3648-JHLS	<div><div></div><div></div><div></div></div> 34	\$1497.05	\$1562.17	\$1559.89	\$1625.01
29”(737mm) High, 24”(610mm) Deep Left /18”(457mm) Deep Right							
36”(914mm)	48”(1219mm)	JDAL-3648-JHLS	<div><div></div><div></div><div></div></div> 43	\$1497.05	\$1562.17	\$1559.89	\$1625.01
29”(737mm) High, 24”(610mm) Deep Left /30”(762mm) Deep Right							
36”(914mm)	48”(1219mm)	JDAL-3648-JHLS	<div><div></div><div></div><div></div></div> 45	\$1557.53	\$1622.65	\$1620.37	\$1685.49
Right-Hand Orientation							
Top — Laminate A							
29”(737mm) High, 18”(457mm) Deep Left/24”(610mm) Deep Right							
36”(914mm)	48”(1219mm)	JDAL-3648-JHRS	<div><div></div><div></div><div></div></div> 34	\$1497.05	\$1562.17	\$1559.89	\$1625.01
29”(737mm) High, 24”(610mm) Deep Left/18”(457mm) Deep Right							
36”(914mm)	48”(1219mm)	JDAL-3648-JHRS	<div><div></div><div></div><div></div></div> 43	\$1497.05	\$1562.17	\$1559.89	\$1625.01
29”(737mm) High, 30”(762mm) Deep Left/24”(610mm) Deep Right							
36”(914mm)	48”(1219mm)	JDAL-3648-JHRS	<div><div></div><div></div><div></div></div> 54	\$1557.53	\$1622.65	\$1620.37	\$1685.49
Top — Laminate B							
29”(737mm) High, 18”(457mm) Deep Left/24”(610mm) Deep Right							
36”(914mm)	48”(1219mm)	JDAL-3648-JHRS	<div><div></div><div></div><div></div></div> 34	\$1497.05	\$1562.17	\$1559.89	\$1625.01
29”(737mm) High, 24”(610mm) Deep Left /18”(457mm) Deep Right							
36”(914mm)	48”(1219mm)	JDAL-3648-JHRS	<div><div></div><div></div><div></div></div> 43	\$1497.05	\$1562.17	\$1559.89	\$1625.01
29”(737mm) High, 30”(762mm) Deep Left /24”(610mm) Deep Right							
36”(914mm)	48”(1219mm)	JDAL-3648-JHRS	<div><div></div><div></div><div></div></div> 54	\$1557.53	\$1622.65	\$1620.37	\$1685.49

JDAL-JHLSDS  
(Left-Hand)

## Features

- Includes laminate top, steel end panels, steel modesty panels, and hardware for assembly and attachment to adjoining casegood.
- High-pressure laminate top has 3mm edgeband on user edge and 1mm edgeband on sides and back.
- Modesty panels are available with or without scallop wireway for cable management; scallop is centered at top of modesty panel.
- Glides provide 1.5"(38mm) adjustment range.
- Field assembled.

## Specification Tips

- Not for use as a stand-alone casegood. Half end panels must be attached to a return or bridge.
- Top has a 6"(152mm) depth difference at each end. Specify adjoining casegoods accordingly.
- Modesty panel height, cable management, and color selections apply to both modesty panels.

## To Order, Specify:

- Product number, including:

### ① Modesty Panel Height:

- B** 1/3 Height
- D** 3/4 Height, add **\$61.70** list
- F** Full Height, add **\$123.90** list

### ② Modesty Panel Cable Management:

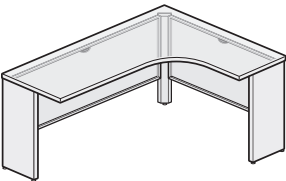
- N** No Scallop
- S** Scallop

- Laminate color for top.
- Edge trim color for top.
- Trim color for end panels.
- Trim color for modesty panels.

# X Series Extended Transitional Corners

Extended Transitional Wrap-Around Corner — Laminate Top with Laminate End Panels

Width	Length	Number	①②	End Panels - Laminate A		End Panels - Laminate B	
				Modesty - Steel Trim A	Trim B	Modesty - Steel Trim A	Trim B
Left-Hand Configuration							
Top — Laminate A							
29”(737mm) High, 18”(457mm) Deep Left/24”(610mm) Deep Right							
36”(914mm)	48”(1219mm)	JDAL-3648-JHLL	<div><div></div><div></div></div> 34	\$1294.49	\$1359.61	\$1294.49	\$1359.61
29”(737mm) High, 24”(610mm) Deep Left/18”(457mm) Deep Right							
36”(914mm)	48”(1219mm)	JDAL-3648-JHLL	<div><div></div><div></div></div> 43	\$1294.49	\$1359.61	\$1294.49	\$1359.61
29”(737mm) High, 24”(610mm) Deep Left/30”(762mm) Deep Right							
36”(914mm)	48”(1219mm)	JDAL-3648-JHLL	<div><div></div><div></div></div> 45	\$1354.97	\$1420.09	\$1354.97	\$1420.09
Top — Laminate B							
29”(737mm) High, 18”(457mm) Deep Left/24”(610mm) Deep Right							
36”(914mm)	48”(1219mm)	JDAL-3648-JHLL	<div><div></div><div></div></div> 34	\$1294.49	\$1359.61	\$1294.49	\$1359.61
29”(737mm) High, 24”(610mm) Deep Left /18”(457mm) Deep Right							
36”(914mm)	48”(1219mm)	JDAL-3648-JHLL	<div><div></div><div></div></div> 43	\$1294.49	\$1359.61	\$1294.49	\$1359.61
29”(737mm) High, 24”(610mm) Deep Left /30”(762mm) Deep Right							
36”(914mm)	48”(1219mm)	JDAL-3648-JHLL	<div><div></div><div></div></div> 45	\$1354.97	\$1420.09	\$1354.97	\$1420.09
Right-Hand Configuration							
Top — Laminate A							
29”(737mm) High, 18”(457mm) Deep Left/24”(610mm) Deep Right							
36”(914mm)	48”(1219mm)	JDAL-3648-JHRL	<div><div></div><div></div></div> 34	\$1294.49	\$1359.61	\$1294.49	\$1359.61
29”(737mm) High, 24”(610mm) Deep Left/18”(457mm) Deep Right							
36”(914mm)	48”(1219mm)	JDAL-3648-JHRL	<div><div></div><div></div></div> 43	\$1294.49	\$1359.61	\$1294.49	\$1359.61
29”(737mm) High, 30”(762mm) Deep Left/24”(610mm) Deep Right							
36”(914mm)	48”(1219mm)	JDAL-3648-JHRL	<div><div></div><div></div></div> 54	\$1354.97	\$1420.09	\$1354.97	\$1420.09
Top — Laminate B							
29”(737mm) High, 18”(457mm) Deep Left/24”(610mm) Deep Right							
36”(914mm)	48”(1219mm)	JDAL-3648-JHRL	<div><div></div><div></div></div> 34	\$1294.49	\$1359.61	\$1294.49	\$1359.61
29”(737mm) High, 24”(610mm) Deep Left /18”(457mm) Deep Right							
36”(914mm)	48”(1219mm)	JDAL-3648-JHRL	<div><div></div><div></div></div> 43	\$1294.49	\$1359.61	\$1294.49	\$1359.61
29”(737mm) High, 30”(762mm) Deep Left /24”(610mm) Deep Right							
36”(914mm)	48”(1219mm)	JDAL-3648-JHRL	<div><div></div><div></div></div> 54	\$1354.97	\$1420.09	\$1354.97	\$1420.09



JDAL-JHLLDS  
(Left-Hand)

### Features

- Includes laminate top, laminate end panels, steel modesty panels, and hardware for assembly and attachment to adjoining caseload.
- High-pressure laminate top has 3mm edgeband on user edge and 1mm edgeband on sides and back.
- Modesty panels are available with or without scallop wireway for cable management; scallop is centered at top of modesty panel.
- Glides provide 1.5"(38mm) adjustment range.
- Field assembled.

### Specification Tips

- Not for use as a stand-alone caseload. Half end panels must be attached to a return or bridge.
- Top has a 6"(152mm) depth difference at each end. Specify adjoining caseloads accordingly.
- Modesty panel height, cable management, and color selections apply to both modesty panels.

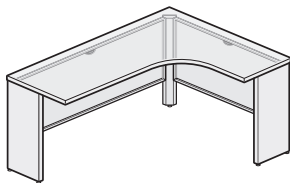
### To Order, Specify:

- 1) Product number, including:
  - ① **Modesty Panel Height:**
    - B** 1/3 Height
    - D** 3/4 Height, add \$61.70 list
    - F** Full Height, add \$123.90 list
  - ② **Modesty Panel Cable Management:**
    - N** No Scallop
    - S** Scallop
- 2) Laminate color for top.
- 3) Edge trim color for top.
- 4) Laminate color for end panels.
- 5) Edge trim color for end panels.
- 6) Trim color for modesty panels.

# X Series Extended Transitional Corners

Extended Transitional Wrap-Around Corner — Laminate Top with Wood End Panels

Width	Length	Number	①②	End Panels - Wood Group A		End Panels - Wood Group B	
				Modesty - Steel Trim A	Trim B	Modesty - Steel Trim A	Trim B
Left-Hand Configuration							
Top — Laminate A							
29”(737mm) High, 18”(457mm) Deep Left/24”(610mm) Deep Right							
36”(914mm)	48”(1219mm)	JDAL-3648-JHLW	<div><div></div><div></div></div> 34	\$1611.13	\$1676.25	\$1769.87	\$1834.99
29”(737mm) High, 24”(610mm) Deep Left/18”(457mm) Deep Right							
36”(914mm)	48”(1219mm)	JDAL-3648-JHLW	<div><div></div><div></div></div> 43	\$1611.13	\$1676.25	\$1769.87	\$1834.99
29”(737mm) High, 24”(610mm) Deep Left/30”(762mm) Deep Right							
36”(914mm)	48”(1219mm)	JDAL-3648-JHLW	<div><div></div><div></div></div> 45	\$1671.61	\$1736.73	\$1830.35	\$1895.47
Top — Laminate B							
29”(737mm) High, 18”(457mm) Deep Left/24”(610mm) Deep Right							
36”(914mm)	48”(1219mm)	JDAL-3648-JHLW	<div><div></div><div></div></div> 34	\$1611.13	\$1676.25	\$1769.87	\$1834.99
29”(737mm) High, 24”(610mm) Deep Left/18”(457mm) Deep Right							
36”(914mm)	48”(1219mm)	JDAL-3648-JHLW	<div><div></div><div></div></div> 43	\$1611.13	\$1676.25	\$1769.87	\$1834.99
29”(737mm) High, 24”(610mm) Deep Left/30”(762mm) Deep Right							
36”(914mm)	48”(1219mm)	JDAL-3648-JHLW	<div><div></div><div></div></div> 45	\$1671.61	\$1736.73	\$1830.35	\$1895.47
Right-Hand Configuration							
Top — Laminate A							
29”(737mm) High, 18”(457mm) Deep Left/24”(610mm) Deep Right							
36”(914mm)	48”(1219mm)	JDAL-3648-JHRW	<div><div></div><div></div></div> 34	\$1611.13	\$1676.25	\$1769.87	\$1834.99
29”(737mm) High, 24”(610mm) Deep Left/18”(457mm) Deep Right							
36”(914mm)	48”(1219mm)	JDAL-3648-JHRW	<div><div></div><div></div></div> 43	\$1611.13	\$1676.25	\$1769.87	\$1834.99
29”(737mm) High, 30”(762mm) Deep Left/24”(610mm) Deep Right							
36”(914mm)	48”(1219mm)	JDAL-3648-JHRW	<div><div></div><div></div></div> 54	\$1671.61	\$1736.73	\$1830.35	\$1895.47
Top — Laminate B							
29”(737mm) High, 18”(457mm) Deep Left/24”(610mm) Deep Right							
36”(914mm)	48”(1219mm)	JDAL-3648-JHRW	<div><div></div><div></div></div> 34	\$1611.13	\$1676.25	\$1769.87	\$1834.99
29”(737mm) High, 24”(610mm) Deep Left/18”(457mm) Deep Right							
36”(914mm)	48”(1219mm)	JDAL-3648-JHRW	<div><div></div><div></div></div> 43	\$1611.13	\$1676.25	\$1769.87	\$1834.99
29”(737mm) High, 30”(762mm) Deep Left/24”(610mm) Deep Right							
36”(914mm)	48”(1219mm)	JDAL-3648-JHRW	<div><div></div><div></div></div> 54	\$1671.61	\$1736.73	\$1830.35	\$1895.47



JDAL-JHLWDS  
(Left-Hand)

## Features

- Includes laminate top, wood end panels, steel modesty panels, and hardware for assembly and attachment to adjoining casegood.
- High-pressure laminate top has 3mm edgeband on user edge and 1mm edgeband on sides and back.
- Modesty panels are available with or without scallop wireway for cable management; scallop is centered at top of modesty panel.
- Glides provide 1.5"(38mm) adjustment range.
- Field assembled.

## Specification Tips

- Not for use as a stand-alone casegood. Half end panels must be attached to a return or bridge.
- Top has a 6"(152mm) depth difference at each end. Specify adjoining casegoods accordingly.
- Modesty panel height, cable management, and color selections apply to both modesty panels.

## To Order, Specify:

- Product number, including:

### ① Modesty Panel Height:

- B** 1/3 Height
- D** 3/4 Height, add \$61.70 list
- F** Full Height, add \$123.90 list

### ② Modesty Panel Cable Management:

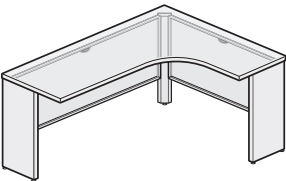
- N** No Scallop
- S** Scallop

- Laminate color for top.
- Edge trim color for top.
- Wood finish color for end panels.
- Trim color for modesty panels.

X Series Extended Transitional Corners

Extended Transitional Wrap-Around Corner — Wood Top with Steel End Panels

Width	Length	Number	① ②	End Panels - Steel Trim A		End Panels - Steel Trim B	
				Modesty - Steel Trim A	Trim B	Modesty - Steel Trim A	Trim B
Left-Hand Orientation							
Top — Wood Group A							
29”(737mm) High, 18”(457mm) Deep Left/24”(610mm) Deep Right							
36”(914mm)	48”(1219mm)	JDAW-3648-KHLS	<div><div></div><div></div></div> 34	\$2025.56	\$2090.68	\$2088.40	\$2153.52
29”(737mm) High, 24”(610mm) Deep Left/18”(457mm) Deep Right							
36”(914mm)	48”(1219mm)	JDAW-3648-KHLS	<div><div></div><div></div></div> 43	\$2025.56	\$2090.68	\$2088.40	\$2153.52
29”(737mm) High, 24”(610mm) Deep Left/30”(762mm) Deep Right							
36”(914mm)	48”(1219mm)	JDAW-3648-KHLS	<div><div></div><div></div></div> 45	\$2086.04	\$2151.16	\$2148.88	\$2214.00
Top — Wood Group B							
29”(737mm) High, 18”(457mm) Deep Left/24”(610mm) Deep Right							
36”(914mm)	48”(1219mm)	JDAW-3648-KHLS	<div><div></div><div></div></div> 34	\$2154.98	\$2220.10	\$2217.82	\$2282.94
29”(737mm) High, 24”(610mm) Deep Left /18”(457mm) Deep Right							
36”(914mm)	48”(1219mm)	JDAW-3648-KHLS	<div><div></div><div></div></div> 43	\$2154.98	\$2220.10	\$2217.82	\$2282.94
29”(737mm) High, 24”(610mm) Deep Left /30”(762mm) Deep Right							
36”(914mm)	48”(1219mm)	JDAW-3648-KHLS	<div><div></div><div></div></div> 45	\$2226.14	\$2291.26	\$2288.98	\$2354.10
Right-Hand Orientation							
Top — Wood Group A							
29”(737mm) High, 18”(457mm) Deep Left/24”(610mm) Deep Right							
36”(914mm)	48”(1219mm)	JDAW-3648-KHRS	<div><div></div><div></div></div> 34	\$2025.56	\$2090.68	\$2088.40	\$2153.52
29”(737mm) High, 24”(610mm) Deep Left/18”(457mm) Deep Right							
36”(914mm)	48”(1219mm)	JDAW-3648-KHRS	<div><div></div><div></div></div> 43	\$2025.56	\$2090.68	\$2088.40	\$2153.52
29”(737mm) High, 30”(762mm) Deep Left/24”(610mm) Deep Right							
36”(914mm)	48”(1219mm)	JDAW-3648-KHRS	<div><div></div><div></div></div> 54	\$2086.04	\$2151.16	\$2148.88	\$2214.00
Top — Wood Group B							
29”(737mm) High, 18”(457mm) Deep Left/24”(610mm) Deep Right							
36”(914mm)	48”(1219mm)	JDAW-3648-KHRS	<div><div></div><div></div></div> 34	\$2154.98	\$2220.10	\$2217.82	\$2282.94
29”(737mm) High, 24”(610mm) Deep Left /18”(457mm) Deep Right							
36”(914mm)	48”(1219mm)	JDAW-3648-KHRS	<div><div></div><div></div></div> 43	\$2154.98	\$2220.10	\$2217.82	\$2282.94
29”(737mm) High, 30”(762mm) Deep Left /24”(610mm) Deep Right							
36”(914mm)	48”(1219mm)	JDAW-3648-KHRS	<div><div></div><div></div></div> 54	\$2226.14	\$2291.26	\$2288.98	\$2354.10



JDAW-KHLSDS  
(Left-Hand)

- Features**

  - Includes wood top, steel end panels, steel modesty panels, and hardware for assembly and attachment to adjoining casegood.
  - Wood veneer top has 3mm edgeband on user edge and 1mm edgeband on sides and back.
  - Modesty panels are available with or without scallop wireway for cable management; scallop is centered at top of modesty panel.
  - Glides provide 1.5"(38mm) adjustment range.
  - Field assembled.
- Specification Tips**

  - Not for use as a stand-alone casegood. Half end panels must be attached to a return or bridge.
  - Top has a 6"(152mm) depth difference at each end. Specify adjoining casegoods accordingly.
  - Modesty panel height, cable management, and color selections apply to both modesty panels.

- To Order, Specify:**
- 1) Product number, including:

① **Modesty Panel Height:**

**B** 1/3 Height

**D** 3/4 Height, add \$61.70 list

**F** Full Height, add \$123.90 list

② **Modesty Panel Cable Management:**

**N** No Scallop

**S** Scallop

























2) Wood finish color for top.

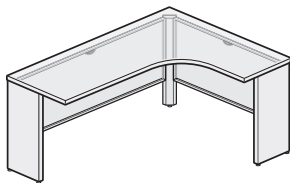
3) Trim color for end panels.

4) Trim color for modesty panels.

## X Series Extended Transitional Corners

Extended Transitional Wrap-Around Corner — Wood Top with Laminate End Panels

Width	Length	Number	① ②	End Panels - Laminate A		End Panels - Laminate B	
				Modesty - Steel Trim A	Trim B	Modesty - Steel Trim A	Trim B
Left-Hand Orientation							
Top — Wood Group A							
29”(737mm) High, 18”(457mm) Deep Left/24”(610mm) Deep Right							
36”(914mm)	48”(1219mm)	JDAW-3648-KHLL	  34	\$1823.00	\$1888.12	\$1823.00	\$1888.12
29”(737mm) High, 24”(610mm) Deep Left/18”(457mm) Deep Right							
36”(914mm)	48”(1219mm)	JDAW-3648-KHLL	  43	\$1823.00	\$1888.12	\$1823.00	\$1888.12
29”(737mm) High, 24”(610mm) Deep Left/30”(762mm) Deep Right							
36”(914mm)	48”(1219mm)	JDAW-3648-KHLL	  45	\$1883.48	\$1948.60	\$1883.48	\$1948.60
Top — Wood Group B							
29”(737mm) High, 18”(457mm) Deep Left/24”(610mm) Deep Right							
36”(914mm)	48”(1219mm)	JDAW-3648-KHLL	  34	\$1952.42	\$2017.54	\$1952.42	\$2017.54
29”(737mm) High, 24”(610mm) Deep Left /18”(457mm) Deep Right							
36”(914mm)	48”(1219mm)	JDAW-3648-KHLL	  43	\$1952.42	\$2017.54	\$1952.42	\$2017.54
29”(737mm) High, 24”(610mm) Deep Left /30”(762mm) Deep Right							
36”(914mm)	48”(1219mm)	JDAW-3648-KHLL	  45	\$2023.58	\$2088.70	\$2023.58	\$2088.70
Right-Hand Orientation							
Top — Wood Group A							
29”(737mm) High, 18”(457mm) Deep Left/24”(610mm) Deep Right							
36”(914mm)	48”(1219mm)	JDAW-3648-KHRL	  34	\$1823.00	\$1888.12	\$1823.00	\$1888.12
29”(737mm) High, 24”(610mm) Deep Left/18”(457mm) Deep Right							
36”(914mm)	48”(1219mm)	JDAW-3648-KHRL	  43	\$1823.00	\$1888.12	\$1823.00	\$1888.12
29”(737mm) High, 30”(762mm) Deep Left/24”(610mm) Deep Right							
36”(914mm)	48”(1219mm)	JDAW-3648-KHRL	  54	\$1883.48	\$1948.60	\$1883.48	\$1948.60
Top — Wood Group B							
29”(737mm) High, 18”(457mm) Deep Left/24”(610mm) Deep Right							
36”(914mm)	48”(1219mm)	JDAW-3648-KHRL	  34	\$1952.42	\$2017.54	\$1952.42	\$2017.54
29”(737mm) High, 24”(610mm) Deep Left /18”(457mm) Deep Right							
36”(914mm)	48”(1219mm)	JDAW-3648-KHRL	  43	\$1952.42	\$2017.54	\$1952.42	\$2017.54
29”(737mm) High, 30”(762mm) Deep Left /24”(610mm) Deep Right							
36”(914mm)	48”(1219mm)	JDAW-3648-KHRL	  54	\$2023.58	\$2088.70	\$2023.58	\$2088.70



JDAW-KHLLDS  
(Left-Hand)

### Features

- Includes wood top, laminate end panels, steel modesty panels, and hardware for assembly and attachment to adjoining caseload.
- Wood veneer top has 3mm edgeband on user edge and 1mm edgeband on sides and back.
- Modesty panels are available with or without scallop wireway for cable management; scallop is centered at top of modesty panel.
- Glides provide 1.5"(38mm) adjustment range.
- Field assembled.

### Specification Tips

- Not for use as a stand-alone caseload. Half end panels must be attached to a return or bridge.
- Top has a 6"(152mm) depth difference at each end. Specify adjoining caseloads accordingly.
- Modesty panel height, cable management, and color selections apply to both modesty panels.

### To Order, Specify:

- Product number, including:

#### ① Modesty Panel Height:

- B** 1/3 Height
- D** 3/4 Height, add \$61.70 list
- F** Full Height, add \$123.90 list

#### ② Modesty Panel Cable Management:

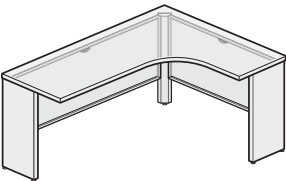
- N** No Scallop
- S** Scallop

- Wood finish color for top.
- Laminate color for end panels.
- Edge trim color for end panels.
- Trim color for modesty panels.

X Series Extended Transitional Corners

Extended Transitional Wrap-Around Corner — Wood Top with Wood End Panels

				End Panels - Wood Group A		End Panels - Wood Group B	
Width	Length	Number	①②	Modesty - Steel Trim A	Trim B	Modesty - Steel Trim A	Trim B
Left-Hand Configuration							
Top — Wood Group A							
29”(737mm) High, 18”(457mm) Deep Left/24”(610mm) Deep Right							
36”(914mm)	48”(1219mm)	JDAW-3648-KHLW	<div><div></div><div></div></div> 34	\$2139.64	\$2204.76	\$2298.38	\$2363.50
29”(737mm) High, 24”(610mm) Deep Left/18”(457mm) Deep Right							
36”(914mm)	48”(1219mm)	JDAW-3648-KHLW	<div><div></div><div></div></div> 43	\$2139.64	\$2204.76	\$2298.38	\$2363.50
29”(737mm) High, 24”(610mm) Deep Left/30”(762mm) Deep Right							
36”(914mm)	48”(1219mm)	JDAW-3648-KHLW	<div><div></div><div></div></div> 45	\$2200.12	\$2265.24	\$2358.86	\$2423.98
Top — Wood Group B							
29”(737mm) High, 18”(457mm) Deep Left/24”(610mm) Deep Right							
36”(914mm)	48”(1219mm)	JDAW-3648-KHLW	<div><div></div><div></div></div> 34	\$2269.06	\$2334.18	\$2427.80	\$2492.92
29”(737mm) High, 24”(610mm) Deep Left /18”(457mm) Deep Right							
36”(914mm)	48”(1219mm)	JDAW-3648-KHLW	<div><div></div><div></div></div> 43	\$2269.06	\$2334.18	\$2427.80	\$2492.92
29”(737mm) High, 24”(610mm) Deep Left /30”(762mm) Deep Right							
36”(914mm)	48”(1219mm)	JDAW-3648-KHLW	<div><div></div><div></div></div> 45	\$2340.22	\$2405.34	\$2498.96	\$2564.08
Right-Hand Configuration							
Top — Wood Group A							
29”(737mm) High, 18”(457mm) Deep Left/24”(610mm) Deep Right							
36”(914mm)	48”(1219mm)	JDAW-3648-KHRW	<div><div></div><div></div></div> 34	\$2139.64	\$2204.76	\$2298.38	\$2363.50
29”(737mm) High, 24”(610mm) Deep Left/18”(457mm) Deep Right							
36”(914mm)	48”(1219mm)	JDAW-3648-KHRW	<div><div></div><div></div></div> 43	\$2139.64	\$2204.76	\$2298.38	\$2363.50
29”(737mm) High, 30”(762mm) Deep Left/24”(610mm) Deep Right							
36”(914mm)	48”(1219mm)	JDAW-3648-KHRW	<div><div></div><div></div></div> 54	\$2200.12	\$2265.24	\$2358.86	\$2423.98
Top — Wood Group B							
29”(737mm) High, 18”(457mm) Deep Left/24”(610mm) Deep Right							
36”(914mm)	48”(1219mm)	JDAW-3648-KHRW	<div><div></div><div></div></div> 34	\$2269.06	\$2334.18	\$2427.80	\$2492.92
29”(737mm) High, 24”(610mm) Deep Left /18”(457mm) Deep Right							
36”(914mm)	48”(1219mm)	JDAW-3648-KHRW	<div><div></div><div></div></div> 43	\$2269.06	\$2334.18	\$2427.80	\$2492.92
29”(737mm) High, 30”(762mm) Deep Left /24”(610mm) Deep Right							
36”(914mm)	48”(1219mm)	JDAW-3648-KHRW	<div><div></div><div></div></div> 54	\$2340.22	\$2405.34	\$2498.96	\$2564.08



JDAW-KHLWDS  
(Left-Hand)

- Features
  - Includes wood top, wood end panels, steel modesty panels, and hardware for assembly and attachment to adjoining caseload.
  - Wood veneer top has 3mm edgeband on user edge and 1mm edgeband on sides and back.
  - Modesty panels are available with or without scallop wireway for cable management; scallop is centered at top of modesty panel.
  - Glides provide 1.5"(38mm) adjustment range.
  - Field assembled.
- Specification Tips
  - Not for use as a stand-alone caseload. Half end panels must be attached to a return or bridge.
  - Top has a 6"(152mm) depth difference at each end. Specify adjoining caseloads accordingly.
  - Modesty panel height, cable management, and color selections apply to both modesty panels.

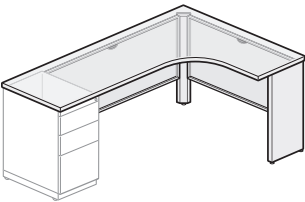
- To Order, Specify:
- 1) Product number, including:
  - 1 Modesty Panel Height:
    - B 1/3 Height
    - D 3/4 Height, add \$61.70 list
    - F Full Height, add \$123.90 list
  - 2 Modesty Panel Cable Management:
    - N No Scallop
    - S Scallop
- 2) Wood finish color for top.
- 3) Wood finish color for end panels.
- 4) Trim color for modesty panels.



This page intentionally blank

X Series Extended Transitional Corners

Pedestal-Supported Extended Transitional Wrap-Around Corner — Laminate Top with Steel End Panel



JDAL-JALSDDS  
(Left-Hand)

Features

- Includes laminate top, steel end panel, steel modesty panels, and hardware for assembly and attachment to adjoining caseload.
- (Desk pedestal not included.)
- High-pressure laminate top has 3mm edgeband on user edge and 1mm edgeband on sides and back.
- Modesty panels are available with or without scallop wireway for cable management; scallop is centered at top of modesty panel.
- Glides provide 1”(25mm) adjustment range.
- Field assembled.

Specification Tips

- One X Series or V Series desk pedestal must be specified separately; nominal depth of desk pedestal must match nominal depth of corner top.
- Not for use as a stand-alone caseload. Half end panel must be attached to a return or bridge.
- Top has a 6”(152mm) depth difference at each end. Specify adjoining caseloads accordingly.
- Modesty panel height, cable management, and color selections apply to both modesty panels.

To Order, Specify:

1) Product number, including:

1 Modesty Panel Height:

- B** 1/3 Height
- D** 3/4 Height, add \$61.70 list
- F** Full Height, add \$123.90 list

2 Modesty Panel Cable Management:

- N** No Scallop
- S** Scallop

- 2) Laminate color for top.
- 3) Edge trim color for top.
- 4) Trim color for end panel.
- 5) Trim color for modesty panels.

\*Note: Desk pedestal must be specified separately.

Width	Length	Number	12	End Panel - Steel Trim A		End Panel - Steel Trim B	
				Modesty - Steel Trim A	Trim B	Modesty - Steel Trim A	Trim B
Left-Hand Configuration							
Top — Laminate A							
29”(737mm) High, 18”(457mm) Deep Left/24”(610mm) Deep Right							
36”(914mm)	60”(1524mm)	JDAL-3660-JALS	34	\$1275.87	\$1350.23	\$1307.29	\$1381.65
	72”(1829mm)	JDAL-3672-JALS	34	1443.51	1527.11	1474.93	1558.53
48”(1219mm)	60”(1524mm)	JDAL-4860-JALS	34	\$1443.51	\$1527.11	\$1474.93	\$1558.53
	72”(1829mm)	JDAL-4872-JALS	34	1611.15	1703.99	1642.57	1735.41
29”(737mm) High, 24”(610mm) Deep Left/18”(457mm) Deep Right							
36”(914mm)	60”(1524mm)	JDAL-3660-JALS	43	\$1275.87	\$1350.23	\$1307.29	\$1381.65
	72”(1829mm)	JDAL-3672-JALS	43	1443.51	1527.11	1474.93	1558.53
48”(1219mm)	60”(1524mm)	JDAL-4860-JALS	43	\$1443.51	\$1527.11	\$1474.93	\$1558.53
	72”(1829mm)	JDAL-4872-JALS	43	1611.15	1703.99	1642.57	1735.41
29”(737mm) High, 24”(610mm) Deep Left/30”(762mm) Deep Right							
36”(914mm)	60”(1524mm)	JDAL-3660-JALS	45	\$1336.35	\$1410.71	\$1367.77	\$1442.13
	72”(1829mm)	JDAL-3672-JALS	45	1503.99	1587.59	1535.41	1619.01
48”(1219mm)	60”(1524mm)	JDAL-4860-JALS	45	\$1503.99	\$1587.59	\$1535.41	\$1619.01
	72”(1829mm)	JDAL-4872-JALS	45	1671.63	1764.47	1703.05	1795.89
29”(737mm) High, 30”(762mm) Deep Left/24”(610mm) Deep Right							
48”(1219mm)	60”(1524mm)	JDAL-4860-JALS	54	\$1503.99	\$1587.59	\$1535.41	\$1619.01
	72”(1829mm)	JDAL-4872-JALS	54	1671.63	1764.47	1703.05	1795.89
Top — Laminate B							
29”(737mm) High, 18”(457mm) Deep Left/24”(610mm) Deep Right							
36”(914mm)	60”(1524mm)	JDAL-3660-JALS	34	\$1275.87	\$1350.23	\$1307.29	\$1381.65
	72”(1829mm)	JDAL-3672-JALS	34	1443.51	1527.11	1474.93	1558.53
48”(1219mm)	60”(1524mm)	JDAL-4860-JALS	34	\$1443.51	\$1527.11	\$1474.93	\$1558.53
	72”(1829mm)	JDAL-4872-JALS	34	1611.15	1703.99	1642.57	1735.41
29”(737mm) High, 24”(610mm) Deep Left/18”(457mm) Deep Right							
36”(914mm)	60”(1524mm)	JDAL-3660-JALS	43	\$1275.87	\$1350.23	\$1307.29	\$1381.65
	72”(1829mm)	JDAL-3672-JALS	43	1443.51	1527.11	1474.93	1558.53
48”(1219mm)	60”(1524mm)	JDAL-4860-JALS	43	\$1443.51	\$1527.11	\$1474.93	\$1558.53
	72”(1829mm)	JDAL-4872-JALS	43	1611.15	1703.99	1642.57	1735.41
29”(737mm) High, 24”(610mm) Deep Left/30”(762mm) Deep Right							
36”(914mm)	60”(1524mm)	JDAL-3660-JALS	45	\$1336.35	\$1410.71	\$1367.77	\$1442.13
	72”(1829mm)	JDAL-3672-JALS	45	1503.99	1587.59	1535.41	1619.01
48”(1219mm)	60”(1524mm)	JDAL-4860-JALS	45	\$1503.99	\$1587.59	\$1535.41	\$1619.01
	72”(1829mm)	JDAL-4872-JALS	45	1671.63	1764.47	1703.05	1795.89
29”(737mm) High, 30”(762mm) Deep Left/24”(610mm) Deep Right							
48”(1219mm)	60”(1524mm)	JDAL-4860-JALS	54	\$1503.99	\$1587.59	\$1535.41	\$1619.01
	72”(1829mm)	JDAL-4872-JALS	54	1671.63	1764.47	1703.05	1795.89

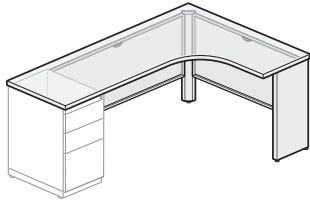
## X Series Extended Transitional Corners

Pedestal-Supported Extended Transitional Wrap-Around Corner — Laminate Top with Steel End Panel

Width	Length	Number	① ②	End Panel - Steel Trim A		End Panel - Steel Trim B	
				Modesty - Steel Trim A	Trim B	Modesty - Steel Trim A	Trim B
Right-Hand Configuration							
Top — Laminate A							
29”(737mm) High, 18”(457mm) Deep Left/24”(610mm) Deep Right							
36”(914mm)	60”(1524mm)	JDAL-3660-JARS	<div><div></div><div></div></div> 34	\$1275.87	\$1350.23	\$1307.29	\$1381.65
	72”(1829mm)	JDAL-3672-JARS	<div><div></div><div></div></div> 34	1443.51	1527.11	1474.93	1558.53
48”(1219mm)	60”(1524mm)	JDAL-4860-JARS	<div><div></div><div></div></div> 34	\$1443.51	\$1527.11	\$1474.93	\$1558.53
	72”(1829mm)	JDAL-4872-JARS	<div><div></div><div></div></div> 34	1611.15	1703.99	1642.57	1735.41
29”(737mm) High, 24”(610mm) Deep Left/18”(457mm) Deep Right							
36”(914mm)	60”(1524mm)	JDAL-3660-JARS	<div><div></div><div></div></div> 43	\$1275.87	\$1350.23	\$1307.29	\$1381.65
	72”(1829mm)	JDAL-3672-JARS	<div><div></div><div></div></div> 43	1443.51	1527.11	1474.93	1558.53
48”(1219mm)	60”(1524mm)	JDAL-4860-JARS	<div><div></div><div></div></div> 43	\$1443.51	\$1527.11	\$1474.93	\$1558.53
	72”(1829mm)	JDAL-4872-JARS	<div><div></div><div></div></div> 43	1611.15	1703.99	1642.57	1735.41
29”(737mm) High, 24”(610mm) Deep Left/30”(762mm) Deep Right							
48”(1219mm)	60”(1524mm)	JDAL-4860-JARS	<div><div></div><div></div></div> 45	\$1503.99	\$1587.59	\$1535.41	\$1619.01
	72”(1829mm)	JDAL-4872-JARS	<div><div></div><div></div></div> 45	1671.63	1764.47	1703.05	1795.89
29”(737mm) High, 30”(762mm) Deep Left/24”(610mm) Deep Right							
36”(914mm)	60”(1524mm)	JDAL-3660-JARS	<div><div></div><div></div></div> 54	\$1336.35	\$1410.71	\$1367.77	\$1442.13
	72”(1829mm)	JDAL-3672-JARS	<div><div></div><div></div></div> 54	1503.99	1587.59	1535.41	1619.01
48”(1219mm)	60”(1524mm)	JDAL-4860-JARS	<div><div></div><div></div></div> 54	\$1503.99	\$1587.59	\$1535.41	\$1619.01
	72”(1829mm)	JDAL-4872-JARS	<div><div></div><div></div></div> 54	1671.63	1764.47	1703.05	1795.89
Top — Laminate B							
29”(737mm) High, 18”(457mm) Deep Left/24”(610mm) Deep Right							
36”(914mm)	60”(1524mm)	JDAL-3660-JARS	<div><div></div><div></div></div> 34	\$1275.87	\$1350.23	\$1307.29	\$1381.65
	72”(1829mm)	JDAL-3672-JARS	<div><div></div><div></div></div> 34	1443.51	1527.11	1474.93	1558.53
48”(1219mm)	60”(1524mm)	JDAL-4860-JARS	<div><div></div><div></div></div> 34	\$1443.51	\$1527.11	\$1474.93	\$1558.53
	72”(1829mm)	JDAL-4872-JARS	<div><div></div><div></div></div> 34	1611.15	1703.99	1642.57	1735.41
29”(737mm) High, 24”(610mm) Deep Left/18”(457mm) Deep Right							
36”(914mm)	60”(1524mm)	JDAL-3660-JARS	<div><div></div><div></div></div> 43	\$1275.87	\$1350.23	\$1307.29	\$1381.65
	72”(1829mm)	JDAL-3672-JARS	<div><div></div><div></div></div> 43	1443.51	1527.11	1474.93	1558.53
48”(1219mm)	60”(1524mm)	JDAL-4860-JARS	<div><div></div><div></div></div> 43	\$1443.51	\$1527.11	\$1474.93	\$1558.53
	72”(1829mm)	JDAL-4872-JARS	<div><div></div><div></div></div> 43	1611.15	1703.99	1642.57	1735.41
29”(737mm) High, 24”(610mm) Deep Left/30”(762mm) Deep Right							
48”(1219mm)	60”(1524mm)	JDAL-4860-JARS	<div><div></div><div></div></div> 45	\$1503.99	\$1587.59	\$1535.41	\$1619.01
	72”(1829mm)	JDAL-4872-JARS	<div><div></div><div></div></div> 45	1671.63	1764.47	1703.05	1795.89
29”(737mm) High, 30”(762mm) Deep Left/24”(610mm) Deep Right							
36”(914mm)	60”(1524mm)	JDAL-3660-JARS	<div><div></div><div></div></div> 54	\$1336.35	\$1410.71	\$1367.77	\$1442.13
	72”(1829mm)	JDAL-3672-JARS	<div><div></div><div></div></div> 54	1503.99	1587.59	1535.41	1619.01
48”(1219mm)	60”(1524mm)	JDAL-4860-JARS	<div><div></div><div></div></div> 54	\$1503.99	\$1587.59	\$1535.41	\$1619.01
	72”(1829mm)	JDAL-4872-JARS	<div><div></div><div></div></div> 54	1671.63	1764.47	1703.05	1795.89

# X Series Extended Transitional Corners

Pedestal-Supported Extended Transitional Wrap-Around Corner — Laminate Top with Laminate End Panel



JDAL-JALLDS  
(Left-Hand)

## Features

- Includes laminate top, laminate end panel, steel modesty panels, and hardware for assembly and attachment to adjoining caseload.
- (Desk pedestal not included.)
- High-pressure laminate top has 3mm edgeband on user edge and 1mm edgeband on sides and back.
- Modesty panels are available with or without scallop wireway for cable management; scallop is centered at top of modesty panel.
- Glides provide 1"(25mm) adjustment range.
- Field assembled.

## Specification Tips

- One X Series or V Series desk pedestal must be specified separately; nominal depth of desk pedestal must match nominal depth of corner top.
- Not for use as a stand-alone caseload. Half end panel must be attached to a return or bridge.
- Top has a 6"(152mm) depth difference at each end. Specify adjoining caseloads accordingly.
- Modesty panel height, cable management, and color selections apply to both modesty panels.

## To Order, Specify:

- Product number, including:

### 1 Modesty Panel Height:

- B** 1/3 Height
- D** 3/4 Height, add **\$61.70** list
- F** Full Height, add **\$123.90** list

### 2 Modesty Panel Cable Management:

- N** No Scallop
- S** Scallop

- Laminate color for top.
- Edge trim color for top.
- Laminate color for end panel.
- Edge trim color for end panel.
- Trim color for modesty panels.

**\*Note:** Desk pedestal must be specified separately.

Width	Length	Number	①②	End Panel - Laminate A Modesty - Steel		End Panel - Laminate B Modesty - Steel	
				Trim A	Trim B	Trim A	Trim B
Left-Hand Configuration							
Top — Laminate A							
29”(737mm) High, 18”(457mm) Deep Left/24”(610mm) Deep Right							
36”(914mm)	60”(1524mm)	JDAL-3660-JALL	<div><div></div><div></div><div></div></div> 34	\$1174.59	\$1248.95	\$1174.59	\$1248.95
	72”(1829mm)	JDAL-3672-JALL	<div><div></div><div></div><div></div></div> 34	1342.23	1425.83	1342.23	1425.83
48”(1219mm)	60”(1524mm)	JDAL-4860-JALL	<div><div></div><div></div><div></div></div> 34	\$1342.23	\$1425.83	\$1342.23	\$1425.83
	72”(1829mm)	JDAL-4872-JALL	<div><div></div><div></div><div></div></div> 34	1509.87	1602.71	1509.87	1602.71
29”(737mm) High, 24”(610mm) Deep Left/18”(457mm) Deep Right							
36”(914mm)	60”(1524mm)	JDAL-3660-JALL	<div><div></div><div></div><div></div></div> 43	\$1174.59	\$1248.95	\$1174.59	\$1248.95
	72”(1829mm)	JDAL-3672-JALL	<div><div></div><div></div><div></div></div> 43	1342.23	1425.83	1342.23	1425.83
48”(1219mm)	60”(1524mm)	JDAL-4860-JALL	<div><div></div><div></div><div></div></div> 43	\$1342.23	\$1425.83	\$1342.23	\$1425.83
	72”(1829mm)	JDAL-4872-JALL	<div><div></div><div></div><div></div></div> 43	1509.87	1602.71	1509.87	1602.71
29”(737mm) High, 24”(610mm) Deep Left/30”(762mm) Deep Right							
36”(914mm)	60”(1524mm)	JDAL-3660-JALL	<div><div></div><div></div><div></div></div> 45	\$1235.07	\$1309.43	\$1235.07	\$1309.43
	72”(1829mm)	JDAL-3672-JALL	<div><div></div><div></div><div></div></div> 45	1402.71	1486.31	1402.71	1486.31
48”(1219mm)	60”(1524mm)	JDAL-4860-JALL	<div><div></div><div></div><div></div></div> 45	\$1402.71	\$1486.31	\$1402.71	\$1486.31
	72”(1829mm)	JDAL-4872-JALL	<div><div></div><div></div><div></div></div> 45	1570.35	1663.19	1570.35	1663.19
29”(737mm) High, 30”(762mm) Deep Left/24”(610mm) Deep Right							
48”(1219mm)	60”(1524mm)	JDAL-4860-JALL	<div><div></div><div></div><div></div></div> 54	\$1402.71	\$1486.31	\$1402.71	\$1486.31
	72”(1829mm)	JDAL-4872-JALL	<div><div></div><div></div><div></div></div> 54	1570.35	1663.19	1570.35	1663.19
Top — Laminate B							
29”(737mm) High, 18”(457mm) Deep Left/24”(610mm) Deep Right							
36”(914mm)	60”(1524mm)	JDAL-3660-JALL	<div><div></div><div></div><div></div></div> 34	\$1174.59	\$1248.95	\$1174.59	\$1248.95
	72”(1829mm)	JDAL-3672-JALL	<div><div></div><div></div><div></div></div> 34	1342.23	1425.83	1342.23	1425.83
48”(1219mm)	60”(1524mm)	JDAL-4860-JALL	<div><div></div><div></div><div></div></div> 34	\$1342.23	\$1425.83	\$1342.23	\$1425.83
	72”(1829mm)	JDAL-4872-JALL	<div><div></div><div></div><div></div></div> 34	1509.87	1602.71	1509.87	1602.71
29”(737mm) High, 24”(610mm) Deep Left/18”(457mm) Deep Right							
36”(914mm)	60”(1524mm)	JDAL-3660-JALL	<div><div></div><div></div><div></div></div> 43	\$1174.59	\$1248.95	\$1174.59	\$1248.95
	72”(1829mm)	JDAL-3672-JALL	<div><div></div><div></div><div></div></div> 43	1342.23	1425.83	1342.23	1425.83
48”(1219mm)	60”(1524mm)	JDAL-4860-JALL	<div><div></div><div></div><div></div></div> 43	\$1342.23	\$1425.83	\$1342.23	\$1425.83
	72”(1829mm)	JDAL-4872-JALL	<div><div></div><div></div><div></div></div> 43	1509.87	1602.71	1509.87	1602.71
29”(737mm) High, 24”(610mm) Deep Left/30”(762mm) Deep Right							
36”(914mm)	60”(1524mm)	JDAL-3660-JALL	<div><div></div><div></div><div></div></div> 45	\$1235.07	\$1309.43	\$1235.07	\$1309.43
	72”(1829mm)	JDAL-3672-JALL	<div><div></div><div></div><div></div></div> 45	1402.71	1486.31	1402.71	1486.31
48”(1219mm)	60”(1524mm)	JDAL-4860-JALL	<div><div></div><div></div><div></div></div> 45	\$1402.71	\$1486.31	\$1402.71	\$1486.31
	72”(1829mm)	JDAL-4872-JALL	<div><div></div><div></div><div></div></div> 45	1570.35	1663.19	1570.35	1663.19
29”(737mm) High, 30”(762mm) Deep Left/24”(610mm) Deep Right							
48”(1219mm)	60”(1524mm)	JDAL-4860-JALL	<div><div></div><div></div><div></div></div> 54	\$1402.71	\$1486.31	\$1402.71	\$1486.31
	72”(1829mm)	JDAL-4872-JALL	<div><div></div><div></div><div></div></div> 54	1570.35	1663.19	1570.35	1663.19

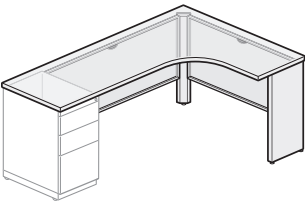
# X Series Extended Transitional Corners

Pedestal-Supported Extended Transitional Wrap-Around Corner — Laminate Top with Laminate End Panel

Width	Length	Number	① ②	End Panel - Laminate A		End Panel - Laminate B	
				Modesty - Steel Trim A	Trim B	Modesty - Steel Trim A	Trim B
Right-Hand Configuration							
Top — Laminate A							
29”(737mm) High, 18”(457mm) Deep Left/24”(610mm) Deep Right							
36”(914mm)	60”(1524mm)	JDAL-3660-JARL	<div><div></div><div></div><div></div></div> 34	\$1174.59	\$1248.95	\$1174.59	\$1248.95
	72”(1829mm)	JDAL-3672-JARL	<div><div></div><div></div><div></div></div> 34	1342.23	1425.83	1342.23	1425.83
48”(1219mm)	60”(1524mm)	JDAL-4860-JARL	<div><div></div><div></div><div></div></div> 34	\$1342.23	\$1425.83	\$1342.23	\$1425.83
	72”(1829mm)	JDAL-4872-JARL	<div><div></div><div></div><div></div></div> 34	1509.87	1602.71	1509.87	1602.71
29”(737mm) High, 24”(610mm) Deep Left/18”(457mm) Deep Right							
36”(914mm)	60”(1524mm)	JDAL-3660-JARL	<div><div></div><div></div><div></div></div> 43	\$1174.59	\$1248.95	\$1174.59	\$1248.95
	72”(1829mm)	JDAL-3672-JARL	<div><div></div><div></div><div></div></div> 43	1342.23	1425.83	1342.23	1425.83
48”(1219mm)	60”(1524mm)	JDAL-4860-JARL	<div><div></div><div></div><div></div></div> 43	\$1342.23	\$1425.83	\$1342.23	\$1425.83
	72”(1829mm)	JDAL-4872-JARL	<div><div></div><div></div><div></div></div> 43	1509.87	1602.71	1509.87	1602.71
29”(737mm) High, 24”(610mm) Deep Left/30”(762mm) Deep Right							
48”(1219mm)	60”(1524mm)	JDAL-4860-JARL	<div><div></div><div></div><div></div></div> 45	\$1402.71	\$1486.31	\$1402.71	\$1486.31
	72”(1829mm)	JDAL-4872-JARL	<div><div></div><div></div><div></div></div> 45	1570.35	1663.19	1570.35	1663.19
29”(737mm) High, 30”(762mm) Deep Left/24”(610mm) Deep Right							
36”(914mm)	60”(1524mm)	JDAL-3660-JARL	<div><div></div><div></div><div></div></div> 54	\$1235.07	\$1309.43	\$1235.07	\$1309.43
	72”(1829mm)	JDAL-3672-JARL	<div><div></div><div></div><div></div></div> 54	1402.71	1486.31	1402.71	1486.31
48”(1219mm)	60”(1524mm)	JDAL-4860-JARL	<div><div></div><div></div><div></div></div> 54	\$1402.71	\$1486.31	\$1402.71	\$1486.31
	72”(1829mm)	JDAL-4872-JARL	<div><div></div><div></div><div></div></div> 54	1570.35	1663.19	1570.35	1663.19
Top — Laminate B							
29”(737mm) High, 18”(457mm) Deep Left/24”(610mm) Deep Right							
36”(914mm)	60”(1524mm)	JDAL-3660-JARL	<div><div></div><div></div><div></div></div> 34	\$1174.59	\$1248.95	\$1174.59	\$1248.95
	72”(1829mm)	JDAL-3672-JARL	<div><div></div><div></div><div></div></div> 34	1342.23	1425.83	1342.23	1425.83
48”(1219mm)	60”(1524mm)	JDAL-4860-JARL	<div><div></div><div></div><div></div></div> 34	\$1342.23	\$1425.83	\$1342.23	\$1425.83
	72”(1829mm)	JDAL-4872-JARL	<div><div></div><div></div><div></div></div> 34	1509.87	1602.71	1509.87	1602.71
29”(737mm) High, 24”(610mm) Deep Left/18”(457mm) Deep Right							
36”(914mm)	60”(1524mm)	JDAL-3660-JARL	<div><div></div><div></div><div></div></div> 43	\$1174.59	\$1248.95	\$1174.59	\$1248.95
	72”(1829mm)	JDAL-3672-JARL	<div><div></div><div></div><div></div></div> 43	1342.23	1425.83	1342.23	1425.83
48”(1219mm)	60”(1524mm)	JDAL-4860-JARL	<div><div></div><div></div><div></div></div> 43	\$1342.23	\$1425.83	\$1342.23	\$1425.83
	72”(1829mm)	JDAL-4872-JARL	<div><div></div><div></div><div></div></div> 43	1509.87	1602.71	1509.87	1602.71
29”(737mm) High, 24”(610mm) Deep Left/30”(762mm) Deep Right							
48”(1219mm)	60”(1524mm)	JDAL-4860-JARL	<div><div></div><div></div><div></div></div> 45	\$1402.71	\$1486.31	\$1402.71	\$1486.31
	72”(1829mm)	JDAL-4872-JARL	<div><div></div><div></div><div></div></div> 45	1570.35	1663.19	1570.35	1663.19
29”(737mm) High, 30”(762mm) Deep Left/24”(610mm) Deep Right							
36”(914mm)	60”(1524mm)	JDAL-3660-JARL	<div><div></div><div></div><div></div></div> 54	\$1235.07	\$1309.43	\$1235.07	\$1309.43
	72”(1829mm)	JDAL-3672-JARL	<div><div></div><div></div><div></div></div> 54	1402.71	1486.31	1402.71	1486.31
48”(1219mm)	60”(1524mm)	JDAL-4860-JARL	<div><div></div><div></div><div></div></div> 54	\$1402.71	\$1486.31	\$1402.71	\$1486.31
	72”(1829mm)	JDAL-4872-JARL	<div><div></div><div></div><div></div></div> 54	1570.35	1663.19	1570.35	1663.19

X Series Extended Transitional Corners

Pedestal-Supported Extended Transitional Wrap-Around Corner — Laminate Top with Wood End Panel



JDAL-JALWDS  
(Left-Hand)

Features

- Includes laminate top, wood end panel, steel modesty panels, and hardware for assembly and attachment to adjoining caseload.
- (Desk pedestal not included.)
- High-pressure laminate top has 3mm edgeband on user edge and 1mm edgeband on sides and back.
- Modesty panels are available with or without scallop wireway for cable management; scallop is centered at top of modesty panel.
- Glides provide 1”(25mm) adjustment range.
- Field assembled.

Specification Tips

- One X Series or V Series desk pedestal must be specified separately; nominal depth of desk pedestal must match nominal depth of corner top.
- Not for use as a stand-alone caseload. Half end panel must be attached to a return or bridge.
- Top has a 6”(152mm) depth difference at each end. Specify adjoining caseloads accordingly.
- Modesty panel height, cable management, and color selections apply to both modesty panels.

To Order, Specify:

1) Product number, including:

1 Modesty Panel Height:

- B** 1/3 Height
- D** 3/4 Height, add \$61.70 list
- F** Full Height, add \$123.90 list

2 Modesty Panel Cable Management:

- N** No Scallop
- S** Scallop

- 2) Laminate color for top.
- 3) Edge trim color for top.
- 4) Wood finish color for end panel.
- 5) Trim color for modesty panels.

\*Note: Desk pedestal must be specified separately.

Width	Length	Number	12	End Panel - Wood Group A Modesty - Steel		End Panel - Wood Group B Modesty - Steel	
				Trim A	Trim B	Trim A	Trim B
Left-Hand Configuration							
Top — Laminate A							
29”(737mm) High, 18”(457mm) Deep Left/24”(610mm) Deep Right							
36”(914mm)	60”(1524mm)	JDAL-3660-JALW	34	\$1332.91	\$1407.27	\$1412.28	\$1486.64
	72”(1829mm)	JDAL-3672-JALW	34	1500.55	1584.15	1579.92	1663.52
48”(1219mm)	60”(1524mm)	JDAL-4860-JALW	34	\$1500.55	\$1584.15	\$1579.92	\$1663.52
	72”(1829mm)	JDAL-4872-JALW	34	1668.19	1761.03	1747.56	1840.40
29”(737mm) High, 24”(610mm) Deep Left/18”(457mm) Deep Right							
36”(914mm)	60”(1524mm)	JDAL-3660-JALW	43	\$1332.91	\$1407.27	\$1412.28	\$1486.64
	72”(1829mm)	JDAL-3672-JALW	43	1500.55	1584.15	1579.92	1663.52
48”(1219mm)	60”(1524mm)	JDAL-4860-JALW	43	\$1500.55	\$1584.15	\$1579.92	\$1663.52
	72”(1829mm)	JDAL-4872-JALW	43	1668.19	1761.03	1747.56	1840.40
29”(737mm) High, 24”(610mm) Deep Left/30”(762mm) Deep Right							
36”(914mm)	60”(1524mm)	JDAL-3660-JALW	45	\$1393.39	\$1467.75	\$1472.76	\$1547.12
	72”(1829mm)	JDAL-3672-JALW	45	1561.03	1644.63	1640.40	1724.00
48”(1219mm)	60”(1524mm)	JDAL-4860-JALW	45	\$1561.03	\$1644.63	\$1640.40	\$1724.00
	72”(1829mm)	JDAL-4872-JALW	45	1728.67	1821.51	1808.04	1900.88
29”(737mm) High, 30”(762mm) Deep Left/24”(610mm) Deep Right							
48”(1219mm)	60”(1524mm)	JDAL-4860-JALW	54	\$1561.03	\$1644.63	\$1640.40	\$1724.00
	72”(1829mm)	JDAL-4872-JALW	54	1728.67	1821.51	1808.04	1900.88
Top — Laminate B							
29”(737mm) High, 18”(457mm) Deep Left/24”(610mm) Deep Right							
36”(914mm)	60”(1524mm)	JDAL-3660-JALW	34	\$1332.91	\$1407.27	\$1412.28	\$1486.64
	72”(1829mm)	JDAL-3672-JALW	34	1500.55	1584.15	1579.92	1663.52
48”(1219mm)	60”(1524mm)	JDAL-4860-JALW	34	\$1500.55	\$1584.15	\$1579.92	\$1663.52
	72”(1829mm)	JDAL-4872-JALW	34	1668.19	1761.03	1747.56	1840.40
29”(737mm) High, 24”(610mm) Deep Left/18”(457mm) Deep Right							
36”(914mm)	60”(1524mm)	JDAL-3660-JALW	43	\$1332.91	\$1407.27	\$1412.28	\$1486.64
	72”(1829mm)	JDAL-3672-JALW	43	1500.55	1584.15	1579.92	1663.52
48”(1219mm)	60”(1524mm)	JDAL-4860-JALW	43	\$1500.55	\$1584.15	\$1579.92	\$1663.52
	72”(1829mm)	JDAL-4872-JALW	43	1668.19	1761.03	1747.56	1840.40
29”(737mm) High, 24”(610mm) Deep Left/30”(762mm) Deep Right							
36”(914mm)	60”(1524mm)	JDAL-3660-JALW	45	\$1393.39	\$1467.75	\$1472.76	\$1547.12
	72”(1829mm)	JDAL-3672-JALW	45	1561.03	1644.63	1640.40	1724.00
48”(1219mm)	60”(1524mm)	JDAL-4860-JALW	45	\$1561.03	\$1644.63	\$1640.40	\$1724.00
	72”(1829mm)	JDAL-4872-JALW	45	1728.67	1821.51	1808.04	1900.88
29”(737mm) High, 30”(762mm) Deep Left/24”(610mm) Deep Right							
48”(1219mm)	60”(1524mm)	JDAL-4860-JALW	54	\$1561.03	\$1644.63	\$1640.40	\$1724.00
	72”(1829mm)	JDAL-4872-JALW	54	1728.67	1821.51	1808.04	1900.88



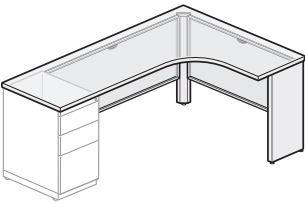
# X Series Extended Transitional Corners

Pedestal-Supported Extended Transitional Wrap-Around Corner — Laminate Top with Wood End Panel

Width	Length	Number	① ②	End Panel - Wood Group A		End Panel - Wood Group B	
				Modesty - Steel Trim A	Trim B	Modesty - Steel Trim A	Trim B
Right-Hand Configuration							
Top — Laminate A							
29”(737mm) High, 18”(457mm) Deep Left/24”(610mm) Deep Right							
36”(914mm)	60”(1524mm)	JDAL-3660-JARW	<div><div></div><div></div></div> 34	\$1332.91	\$1407.27	\$1412.28	\$1486.64
	72”(1829mm)	JDAL-3672-JARW	<div><div></div><div></div></div> 34	1500.55	1584.15	1579.92	1663.52
48”(1219mm)	60”(1524mm)	JDAL-4860-JARW	<div><div></div><div></div></div> 34	\$1500.55	\$1584.15	\$1579.92	\$1663.52
	72”(1829mm)	JDAL-4872-JARW	<div><div></div><div></div></div> 34	1668.19	1761.03	1747.56	1840.40
29”(737mm) High, 24”(610mm) Deep Left/18”(457mm) Deep Right							
36”(914mm)	60”(1524mm)	JDAL-3660-JARW	<div><div></div><div></div></div> 43	\$1332.91	\$1407.27	\$1412.28	\$1486.64
	72”(1829mm)	JDAL-3672-JARW	<div><div></div><div></div></div> 43	1500.55	1584.15	1579.92	1663.52
48”(1219mm)	60”(1524mm)	JDAL-4860-JARW	<div><div></div><div></div></div> 43	\$1500.55	\$1584.15	\$1579.92	\$1663.52
	72”(1829mm)	JDAL-4872-JARW	<div><div></div><div></div></div> 43	1668.19	1761.03	1747.56	1840.40
29”(737mm) High, 24”(610mm) Deep Left/30”(762mm) Deep Right							
48”(1219mm)	60”(1524mm)	JDAL-4860-JARW	<div><div></div><div></div></div> 45	\$1561.03	\$1644.63	\$1640.40	\$1724.00
	72”(1829mm)	JDAL-4872-JARW	<div><div></div><div></div></div> 45	1728.67	1821.51	1808.04	1900.88
29”(737mm) High, 30”(762mm) Deep Left/24”(610mm) Deep Right							
36”(914mm)	60”(1524mm)	JDAL-3660-JARW	<div><div></div><div></div></div> 54	\$1393.39	\$1467.75	\$1472.76	\$1547.12
	72”(1829mm)	JDAL-3672-JARW	<div><div></div><div></div></div> 54	1561.03	1644.63	1640.40	1724.00
48”(1219mm)	60”(1524mm)	JDAL-4860-JARW	<div><div></div><div></div></div> 54	\$1561.03	\$1644.63	\$1640.40	\$1724.00
	72”(1829mm)	JDAL-4872-JARW	<div><div></div><div></div></div> 54	1728.67	1821.51	1808.04	1900.88
Top — Laminate B							
29”(737mm) High, 18”(457mm) Deep Left/24”(610mm) Deep Right							
36”(914mm)	60”(1524mm)	JDAL-3660-JARW	<div><div></div><div></div></div> 34	\$1332.91	\$1407.27	\$1412.28	\$1486.64
	72”(1829mm)	JDAL-3672-JARW	<div><div></div><div></div></div> 34	1500.55	1584.15	1579.92	1663.52
48”(1219mm)	60”(1524mm)	JDAL-4860-JARW	<div><div></div><div></div></div> 34	\$1500.55	\$1584.15	\$1579.92	\$1663.52
	72”(1829mm)	JDAL-4872-JARW	<div><div></div><div></div></div> 34	1668.19	1761.03	1747.56	1840.40
29”(737mm) High, 24”(610mm) Deep Left/18”(457mm) Deep Right							
36”(914mm)	60”(1524mm)	JDAL-3660-JARW	<div><div></div><div></div></div> 43	\$1332.91	\$1407.27	\$1412.28	\$1486.64
	72”(1829mm)	JDAL-3672-JARW	<div><div></div><div></div></div> 43	1500.55	1584.15	1579.92	1663.52
48”(1219mm)	60”(1524mm)	JDAL-4860-JARW	<div><div></div><div></div></div> 43	\$1500.55	\$1584.15	\$1579.92	\$1663.52
	72”(1829mm)	JDAL-4872-JARW	<div><div></div><div></div></div> 43	1668.19	1761.03	1747.56	1840.40
29”(737mm) High, 24”(610mm) Deep Left/30”(762mm) Deep Right							
48”(1219mm)	60”(1524mm)	JDAL-4860-JARW	<div><div></div><div></div></div> 45	\$1561.03	\$1644.63	\$1640.40	\$1724.00
	72”(1829mm)	JDAL-4872-JARW	<div><div></div><div></div></div> 45	1728.67	1821.51	1808.04	1900.88
29”(737mm) High, 30”(762mm) Deep Left/24”(610mm) Deep Right							
36”(914mm)	60”(1524mm)	JDAL-3660-JARW	<div><div></div><div></div></div> 54	\$1393.39	\$1467.75	\$1472.76	\$1547.12
	72”(1829mm)	JDAL-3672-JARW	<div><div></div><div></div></div> 54	1561.03	1644.63	1640.40	1724.00
48”(1219mm)	60”(1524mm)	JDAL-4860-JARW	<div><div></div><div></div></div> 54	\$1561.03	\$1644.63	\$1640.40	\$1724.00
	72”(1829mm)	JDAL-4872-JARW	<div><div></div><div></div></div> 54	1728.67	1821.51	1808.04	1900.88

X Series Extended Transitional Corners

Pedestal-Supported Extended Transitional Wrap-Around Corner — Wood Top with Steel End Panel



JDAW-KALSDDS  
(Left-Hand)

Features

- Includes wood top, steel end panel, steel modesty panels, and hardware for assembly and attachment to adjoining caseload. (Desk pedestal not included.)
- Wood veneer top has 3mm edgeband on user edge and 1mm edgeband on sides and back.
- Modesty panels are available with or without scallop wireway for cable management; scallop is centered at top of modesty panel.
- Glides provide 1”(25mm) adjustment range.
- Field assembled.

Specification Tips

- One X Series or V Series desk pedestal must be specified separately; nominal depth of desk pedestal must match nominal depth of corner top.
- Not for use as a stand-alone caseload. Half end panel must be attached to a return or bridge.
- Top has a 6”(152mm) depth difference at each end. Specify adjoining caseloads accordingly.
- Modesty panel height, cable management, and color selections apply to both modesty panels.

To Order, Specify:

1) Product number, including:

1 Modesty Panel Height:

- B** 1/3 Height
- D** 3/4 Height, add \$61.70 list
- F** Full Height, add \$123.90 list

2 Modesty Panel Cable Management:

- N** No Scallop
- S** Scallop

2) Wood finish color for top.

3) Trim color for end panel.

4) Trim color for modesty panels.

\*Note: Desk pedestal must be specified separately.

Width	Length	Number	12	End Panel - Steel Trim A		End Panel - Steel Trim B	
				Modesty - Steel Trim A	Trim B	Modesty - Steel Trim A	Trim B
Left-Hand Configuration							
Top — Wood Group A							
29”(737mm) High, 18”(457mm) Deep Left/24”(610mm) Deep Right							
36”(914mm)	60”(1524mm)	JDAW-3660-KALS	34	\$1804.38	\$1878.74	\$1835.80	\$1910.16
	72”(1829mm)	JDAW-3672-KALS	34	1972.02	2055.62	2003.44	2087.04
48”(1219mm)	60”(1524mm)	JDAW-4860-KALS	34	\$1972.02	\$2055.62	\$2003.44	\$2087.04
	72”(1829mm)	JDAW-4872-KALS	34	2139.66	2232.50	2171.08	2263.92
29”(737mm) High, 24”(610mm) Deep Left/18”(457mm) Deep Right							
36”(914mm)	60”(1524mm)	JDAW-3660-KALS	43	\$1804.38	\$1878.74	\$1835.80	\$1910.16
	72”(1829mm)	JDAW-3672-KALS	43	1972.02	2055.62	2003.44	2087.04
48”(1219mm)	60”(1524mm)	JDAW-4860-KALS	43	\$1972.02	\$2055.62	\$2003.44	\$2087.04
	72”(1829mm)	JDAW-4872-KALS	43	2139.66	2232.50	2171.08	2263.92
29”(737mm) High, 24”(610mm) Deep Left/30”(762mm) Deep Right							
36”(914mm)	60”(1524mm)	JDAW-3660-KALS	45	\$1864.86	\$1939.22	\$1896.28	\$1970.64
	72”(1829mm)	JDAW-3672-KALS	45	2032.50	2116.10	2063.92	2147.52
48”(1219mm)	60”(1524mm)	JDAW-4860-KALS	45	\$2032.50	\$2116.10	\$2063.92	\$2147.52
	72”(1829mm)	JDAW-4872-KALS	45	2200.14	2292.98	2231.56	2324.40
29”(737mm) High, 30”(762mm) Deep Left/24”(610mm) Deep Right							
48”(1219mm)	60”(1524mm)	JDAW-4860-KALS	54	\$2032.50	\$2116.10	\$2063.92	\$2147.52
	72”(1829mm)	JDAW-4872-KALS	54	2200.14	2292.98	2231.56	2324.40
Top — Wood Group B							
29”(737mm) High, 18”(457mm) Deep Left/24”(610mm) Deep Right							
36”(914mm)	60”(1524mm)	JDAW-3660-KALS	34	\$1963.80	\$2038.16	\$1995.22	\$2069.58
	72”(1829mm)	JDAW-3672-KALS	34	2161.44	2245.04	2192.86	2276.46
48”(1219mm)	60”(1524mm)	JDAW-4860-KALS	34	\$2161.44	\$2245.04	\$2192.86	\$2276.46
	72”(1829mm)	JDAW-4872-KALS	34	2359.08	2451.92	2390.50	2483.34
29”(737mm) High, 24”(610mm) Deep Left/18”(457mm) Deep Right							
36”(914mm)	60”(1524mm)	JDAW-3660-KALS	43	\$1963.80	\$2038.16	\$1995.22	\$2069.58
	72”(1829mm)	JDAW-3672-KALS	43	2161.44	2245.04	2192.86	2276.46
48”(1219mm)	60”(1524mm)	JDAW-4860-KALS	43	\$2161.44	\$2245.04	\$2192.86	\$2276.46
	72”(1829mm)	JDAW-4872-KALS	43	2359.08	2451.92	2390.50	2483.34
29”(737mm) High, 24”(610mm) Deep Left/30”(762mm) Deep Right							
36”(914mm)	60”(1524mm)	JDAW-3660-KALS	45	\$2034.96	\$2109.32	\$2066.38	\$2140.74
	72”(1829mm)	JDAW-3672-KALS	45	2232.60	2316.20	2264.02	2347.62
48”(1219mm)	60”(1524mm)	JDAW-4860-KALS	45	\$2232.60	\$2316.20	\$2264.02	\$2347.62
	72”(1829mm)	JDAW-4872-KALS	45	2430.24	2523.08	2461.66	2554.50
29”(737mm) High, 30”(762mm) Deep Left/24”(610mm) Deep Right							
48”(1219mm)	60”(1524mm)	JDAW-4860-KALS	54	\$2232.60	\$2316.20	\$2264.02	\$2347.62
	72”(1829mm)	JDAW-4872-KALS	54	2430.24	2523.08	2461.66	2554.50

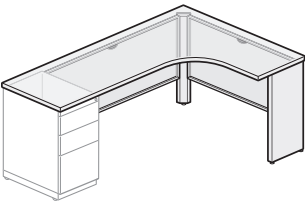
# X Series Extended Transitional Corners

Pedestal-Supported Extended Transitional Wrap-Around Corner — Wood Top with Steel End Panel

Width	Length	Number	①②	End Panel - Steel Trim A		End Panel - Steel Trim B	
				Modesty - Steel Trim A	Trim B	Modesty - Steel Trim A	Trim B
Right-Hand Configuration							
Top — Wood Group A							
29”(737mm) High, 18”(457mm) Deep Left/24”(610mm) Deep Right							
36”(914mm)	60”(1524mm)	JDAW-3660-KARS	<div><div></div><div></div></div> 34	\$1804.38	\$1878.74	\$1835.80	\$1910.16
	72”(1829mm)	JDAW-3672-KARS	<div><div></div><div></div></div> 34	1972.02	2055.62	2003.44	2087.04
48”(1219mm)	60”(1524mm)	JDAW-4860-KARS	<div><div></div><div></div></div> 34	\$1972.02	\$2055.62	\$2003.44	\$2087.04
	72”(1829mm)	JDAW-4872-KARS	<div><div></div><div></div></div> 34	2139.66	2232.50	2171.08	2263.92
29”(737mm) High, 24”(610mm) Deep Left/18”(457mm) Deep Right							
36”(914mm)	60”(1524mm)	JDAW-3660-KARS	<div><div></div><div></div></div> 43	\$1804.38	\$1878.74	\$1835.80	\$1910.16
	72”(1829mm)	JDAW-3672-KARS	<div><div></div><div></div></div> 43	1972.02	2055.62	2003.44	2087.04
48”(1219mm)	60”(1524mm)	JDAW-4860-KARS	<div><div></div><div></div></div> 43	\$1972.02	\$2055.62	\$2003.44	\$2087.04
	72”(1829mm)	JDAW-4872-KARS	<div><div></div><div></div></div> 43	2139.66	2232.50	2171.08	2263.92
29”(737mm) High, 24”(610mm) Deep Left/30”(762mm) Deep Right							
48”(1219mm)	60”(1524mm)	JDAW-4860-KARS	<div><div></div><div></div></div> 45	\$2032.50	\$2116.10	\$2063.92	\$2147.52
	72”(1829mm)	JDAW-4872-KARS	<div><div></div><div></div></div> 45	2200.14	2292.98	2231.56	2324.40
29”(737mm) High, 30”(762mm) Deep Left/24”(610mm) Deep Right							
36”(914mm)	60”(1524mm)	JDAW-3660-KARS	<div><div></div><div></div></div> 54	\$1864.86	\$1939.22	\$1896.28	\$1970.64
	72”(1829mm)	JDAW-3672-KARS	<div><div></div><div></div></div> 54	2032.50	2116.10	2063.92	2147.52
48”(1219mm)	60”(1524mm)	JDAW-4860-KARS	<div><div></div><div></div></div> 54	\$2032.50	\$2116.10	\$2063.92	\$2147.52
	72”(1829mm)	JDAW-4872-KARS	<div><div></div><div></div></div> 54	2200.14	2292.98	2231.56	2324.40
Top — Wood Group B							
29”(737mm) High, 18”(457mm) Deep Left/24”(610mm) Deep Right							
36”(914mm)	60”(1524mm)	JDAW-3660-KARS	<div><div></div><div></div></div> 34	\$1963.80	\$2038.16	\$1995.22	\$2069.58
	72”(1829mm)	JDAW-3672-KARS	<div><div></div><div></div></div> 34	2161.44	2245.04	2192.86	2276.46
48”(1219mm)	60”(1524mm)	JDAW-4860-KARS	<div><div></div><div></div></div> 34	\$2161.44	\$2245.04	\$2192.86	\$2276.46
	72”(1829mm)	JDAW-4872-KARS	<div><div></div><div></div></div> 34	2359.08	2451.92	2390.50	2483.34
29”(737mm) High, 24”(610mm) Deep Left/18”(457mm) Deep Right							
36”(914mm)	60”(1524mm)	JDAW-3660-KARS	<div><div></div><div></div></div> 43	\$1963.80	\$2038.16	\$1995.22	\$2069.58
	72”(1829mm)	JDAW-3672-KARS	<div><div></div><div></div></div> 43	2161.44	2245.04	2192.86	2276.46
48”(1219mm)	60”(1524mm)	JDAW-4860-KARS	<div><div></div><div></div></div> 43	\$2161.44	\$2245.04	\$2192.86	\$2276.46
	72”(1829mm)	JDAW-4872-KARS	<div><div></div><div></div></div> 43	2359.08	2451.92	2390.50	2483.34
29”(737mm) High, 24”(610mm) Deep Left/30”(762mm) Deep Right							
48”(1219mm)	60”(1524mm)	JDAW-4860-KARS	<div><div></div><div></div></div> 45	\$2232.60	\$2316.20	\$2264.02	\$2347.62
	72”(1829mm)	JDAW-4872-KARS	<div><div></div><div></div></div> 45	2430.24	2523.08	2461.66	2554.50
29”(737mm) High, 30”(762mm) Deep Left/24”(610mm) Deep Right							
36”(914mm)	60”(1524mm)	JDAW-3660-KARS	<div><div></div><div></div></div> 54	\$2034.96	\$2109.32	\$2066.38	\$2140.74
	72”(1829mm)	JDAW-3672-KARS	<div><div></div><div></div></div> 54	2232.60	2316.20	2264.02	2347.62
48”(1219mm)	60”(1524mm)	JDAW-4860-KARS	<div><div></div><div></div></div> 54	\$2232.60	\$2316.20	\$2264.02	\$2347.62
	72”(1829mm)	JDAW-4872-KARS	<div><div></div><div></div></div> 54	2430.24	2523.08	2461.66	2554.50

X Series Extended Transitional Corners

Pedestal-Supported Extended Transitional Wrap-Around Corner — Wood Top with Laminate End Panel



JDAW-KALLDS  
(Left-Hand)

Features

- Includes wood top, laminate end panel, steel modesty panels, and hardware for assembly and attachment to adjoining caseload. (Desk pedestal not included.)
- Wood veneer top has 3mm edgeband on user edge and 1mm edgeband on sides and back.
- Modesty panels are available with or without scallop wireway for cable management; scallop is centered at top of modesty panel.
- Glides provide 1”(25mm) adjustment range.
- Field assembled.

Specification Tips

- One X Series or V Series desk pedestal must be specified separately; nominal depth of desk pedestal must match nominal depth of corner top.
- Not for use as a stand-alone caseload. Half end panel must be attached to a return or bridge.
- Top has a 6”(152mm) depth difference at each end. Specify adjoining caseloads accordingly.
- Modesty panel height, cable management, and color selections apply to both modesty panels.

To Order, Specify:

1) Product number, including:

1 Modesty Panel Height:

- B** 1/3 Height
- D** 3/4 Height, add \$61.70 list
- F** Full Height, add \$123.90 list

2 Modesty Panel Cable Management:

- N** No Scallop
- S** Scallop





























- 2) Wood finish color for top.
- 3) Laminate color for end panel.
- 4) Edge trim color for end panel.
- 5) Trim color for modesty panels.

\*Note: Desk pedestal must be specified separately.

Width	Length	Number	12	End Panel - Laminate A		End Panel - Laminate B	
				Modesty - Steel Trim A	Trim B	Modesty - Steel Trim A	Trim B
Left-Hand Configuration							
Top — Wood Group A							
29”(737mm) High, 18”(457mm) Deep Left/24”(610mm) Deep Right							
36”(914mm)	60”(1524mm)	JDAW-3660-KALL	34	\$1703.10	\$1777.46	\$1703.10	\$1777.46
	72”(1829mm)	JDAW-3672-KALL	34	1870.74	1954.34	1870.74	1954.34
48”(1219mm)	60”(1524mm)	JDAW-4860-KALL	34	\$1870.74	\$1954.34	\$1870.74	\$1954.34
	72”(1829mm)	JDAW-4872-KALL	34	2038.38	2131.22	2038.38	2131.22
29”(737mm) High, 24”(610mm) Deep Left/18”(457mm) Deep Right							
36”(914mm)	60”(1524mm)	JDAW-3660-KALL	43	\$1703.10	\$1777.46	\$1703.10	\$1777.46
	72”(1829mm)	JDAW-3672-KALL	43	1870.74	1954.34	1870.74	1954.34
48”(1219mm)	60”(1524mm)	JDAW-4860-KALL	43	\$1870.74	\$1954.34	\$1870.74	\$1954.34
	72”(1829mm)	JDAW-4872-KALL	43	2038.38	2131.22	2038.38	2131.22
29”(737mm) High, 24”(610mm) Deep Left/30”(762mm) Deep Right							
36”(914mm)	60”(1524mm)	JDAW-3660-KALL	45	\$1763.58	\$1837.94	\$1763.58	\$1837.94
	72”(1829mm)	JDAW-3672-KALL	45	1931.22	2014.82	1931.22	2014.82
48”(1219mm)	60”(1524mm)	JDAW-4860-KALL	45	\$1931.22	\$2014.82	\$1931.22	\$2014.82
	72”(1829mm)	JDAW-4872-KALL	45	2098.86	2191.70	2098.86	2191.70
29”(737mm) High, 30”(762mm) Deep Left/24”(610mm) Deep Right							
48”(1219mm)	60”(1524mm)	JDAW-4860-KALL	54	\$1931.22	\$2014.82	\$1931.22	\$2014.82
	72”(1829mm)	JDAW-4872-KALL	54	2098.86	2191.70	2098.86	2191.70
Top — Wood Group B							
29”(737mm) High, 18”(457mm) Deep Left/24”(610mm) Deep Right							
36”(914mm)	60”(1524mm)	JDAW-3660-KALL	34	\$1862.52	\$1936.88	\$1862.52	\$1936.88
	72”(1829mm)	JDAW-3672-KALL	34	2060.16	2143.76	2060.16	2143.76
48”(1219mm)	60”(1524mm)	JDAW-4860-KALL	34	\$2060.16	\$2143.76	\$2060.16	\$2143.76
	72”(1829mm)	JDAW-4872-KALL	34	2257.80	2350.64	2257.80	2350.64
29”(737mm) High, 24”(610mm) Deep Left/18”(457mm) Deep Right							
36”(914mm)	60”(1524mm)	JDAW-3660-KALL	43	\$1862.52	\$1936.88	\$1862.52	\$1936.88
	72”(1829mm)	JDAW-3672-KALL	43	2060.16	2143.76	2060.16	2143.76
48”(1219mm)	60”(1524mm)	JDAW-4860-KALL	43	\$2060.16	\$2143.76	\$2060.16	\$2143.76
	72”(1829mm)	JDAW-4872-KALL	43	2257.80	2350.64	2257.80	2350.64
29”(737mm) High, 24”(610mm) Deep Left/30”(762mm) Deep Right							
36”(914mm)	60”(1524mm)	JDAW-3660-KALL	45	\$1933.68	\$2008.04	\$1933.68	\$2008.04
	72”(1829mm)	JDAW-3672-KALL	45	2131.32	2214.92	2131.32	2214.92
48”(1219mm)	60”(1524mm)	JDAW-4860-KALL	45	\$2131.32	\$2214.92	\$2131.32	\$2214.92
	72”(1829mm)	JDAW-4872-KALL	45	2328.96	2421.80	2328.96	2421.80
29”(737mm) High, 30”(762mm) Deep Left/24”(610mm) Deep Right							
48”(1219mm)	60”(1524mm)	JDAW-4860-KALL	54	\$2131.32	\$2214.92	\$2131.32	\$2214.92
	72”(1829mm)	JDAW-4872-KALL	54	2328.96	2421.80	2328.96	2421.80

# X Series Extended Transitional Corners

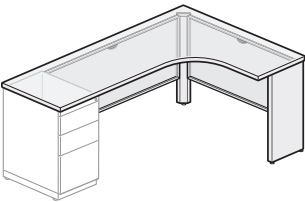
Pedestal-Supported Extended Transitional Wrap-Around Corner — Wood Top with Laminate End Panel

Width	Length	Number	① ②	End Panel - Laminate A		End Panel - Laminate B	
				Modesty - Steel Trim A	Trim B	Modesty - Steel Trim A	Trim B
Right-Hand Configuration							
Top — Wood Group A							
29”(737mm) High, 18”(457mm) Deep Left/24”(610mm) Deep Right							
36”(914mm)	60”(1524mm)	JDAW-3660-KARL	 34	\$1703.10	\$1777.46	\$1703.10	\$1777.46
	72”(1829mm)	JDAW-3672-KARL	 34	1870.74	1954.34	1870.74	1954.34
48”(1219mm)	60”(1524mm)	JDAW-4860-KARL	 34	\$1870.74	\$1954.34	\$1870.74	\$1954.34
	72”(1829mm)	JDAW-4872-KARL	 34	2038.38	2131.22	2038.38	2131.22
29”(737mm) High, 24”(610mm) Deep Left/18”(457mm) Deep Right							
36”(914mm)	60”(1524mm)	JDAW-3660-KARL	 43	\$1703.10	\$1777.46	\$1703.10	\$1777.46
	72”(1829mm)	JDAW-3672-KARL	 43	1870.74	1954.34	1870.74	1954.34
48”(1219mm)	60”(1524mm)	JDAW-4860-KARL	 43	\$1870.74	\$1954.34	\$1870.74	\$1954.34
	72”(1829mm)	JDAW-4872-KARL	 43	2038.38	2131.22	2038.38	2131.22
29”(737mm) High, 24”(610mm) Deep Left/30”(762mm) Deep Right							
48”(1219mm)	60”(1524mm)	JDAW-4860-KARL	 45	\$1931.22	\$2014.82	\$1931.22	\$2014.82
	72”(1829mm)	JDAW-4872-KARL	 45	2098.86	2191.70	2098.86	2191.70
29”(737mm) High, 30”(762mm) Deep Left/24”(610mm) Deep Right							
36”(914mm)	60”(1524mm)	JDAW-3660-KARL	 54	\$1763.58	\$1837.94	\$1763.58	\$1837.94
	72”(1829mm)	JDAW-3672-KARL	 54	1931.22	2014.82	1931.22	2014.82
48”(1219mm)	60”(1524mm)	JDAW-4860-KARL	 54	\$1931.22	\$2014.82	\$1931.22	\$2014.82
	72”(1829mm)	JDAW-4872-KARL	 54	2098.86	2191.70	2098.86	2191.70
Top — Wood Group B							
29”(737mm) High, 18”(457mm) Deep Left/24”(610mm) Deep Right							
36”(914mm)	60”(1524mm)	JDAW-3660-KARL	 34	\$1862.52	\$1936.88	\$1862.52	\$1936.88
	72”(1829mm)	JDAW-3672-KARL	 34	2060.16	2143.76	2060.16	2143.76
48”(1219mm)	60”(1524mm)	JDAW-4860-KARL	 34	\$2060.16	\$2143.76	\$2060.16	\$2143.76
	72”(1829mm)	JDAW-4872-KARL	 34	2257.80	2350.64	2257.80	2350.64
29”(737mm) High, 24”(610mm) Deep Left/18”(457mm) Deep Right							
36”(914mm)	60”(1524mm)	JDAW-3660-KARL	 43	\$1862.52	\$1936.88	\$1862.52	\$1936.88
	72”(1829mm)	JDAW-3672-KARL	 43	2060.16	2143.76	2060.16	2143.76
48”(1219mm)	60”(1524mm)	JDAW-4860-KARL	 43	\$2060.16	\$2143.76	\$2060.16	\$2143.76
	72”(1829mm)	JDAW-4872-KARL	 43	2257.80	2350.64	2257.80	2350.64
29”(737mm) High, 24”(610mm) Deep Left/30”(762mm) Deep Right							
48”(1219mm)	60”(1524mm)	JDAW-4860-KARL	 45	\$2131.32	\$2214.92	\$2131.32	\$2214.92
	72”(1829mm)	JDAW-4872-KARL	 45	2328.96	2421.80	2328.96	2421.80
29”(737mm) High, 30”(762mm) Deep Left/24”(610mm) Deep Right							
36”(914mm)	60”(1524mm)	JDAW-3660-KARL	 54	\$1933.68	\$2008.04	\$1933.68	\$2008.04
	72”(1829mm)	JDAW-3672-KARL	 54	2131.32	2214.92	2131.32	2214.92
48”(1219mm)	60”(1524mm)	JDAW-4860-KARL	 54	\$2131.32	\$2214.92	\$2131.32	\$2214.92
	72”(1829mm)	JDAW-4872-KARL	 54	2328.96	2421.80	2328.96	2421.80



X Series Extended Transitional Corners

Pedestal-Supported Extended Transitional Wrap-Around Corner — Wood Top with Wood End Panel



JDAW-KALWDS  
(Left-Hand)

Features

- Includes wood top, wood end panel, steel modesty panels, and hardware for assembly and attachment to adjoining caseload. (Desk pedestal not included.)
- Wood veneer top has 3mm edgeband on user edge and 1mm edgeband on sides and back.
- Modesty panels are available with or without scallop wireway for cable management; scallop is centered at top of modesty panel.
- Glides provide 1”(25mm) adjustment range.
- Field assembled.

Specification Tips

- One X Series or V Series desk pedestal must be specified separately; nominal depth of desk pedestal must match nominal depth of corner top.
- Not for use as a stand-alone caseload. Half end panel must be attached to a return or bridge.
- Top has a 6”(152mm) depth difference at each end. Specify adjoining caseloads accordingly.
- Modesty panel height, cable management, and color selections apply to both modesty panels.

To Order, Specify:

1) Product number, including:

1 Modesty Panel Height:

- B** 1/3 Height
- D** 3/4 Height, add \$61.70 list
- F** Full Height, add \$123.90 list

2 Modesty Panel Cable Management:

- N** No Scallop
- S** Scallop

- 2) Wood finish color for top.
- 3) Wood finish color for end panel.
- 4) Trim color for modesty panels.

\*Note: Desk pedestal must be specified separately.

				End Panel - Wood Group A		End Panel - Wood Group B	
Width	Length	Number	12	Modesty - Steel		Modesty - Steel	
				Trim A	Trim B	Trim A	Trim B
Left-Hand Configuration							
Top — Wood Group A							
29”(737mm) High, 18”(457mm) Deep Left/24”(610mm) Deep Right							
36”(914mm)	60”(1524mm)	JDAW-3660-KALW	<div><div></div><div></div></div> 34	\$1861.42	\$1935.78	\$1940.79	\$2015.15
	72”(1829mm)	JDAW-3672-KALW	<div><div></div><div></div></div> 34	2029.06	2112.66	2108.43	2192.03
48”(1219mm)	60”(1524mm)	JDAW-4860-KALW	<div><div></div><div></div></div> 34	\$2029.06	\$2112.66	\$2108.43	\$2192.03
	72”(1829mm)	JDAW-4872-KALW	<div><div></div><div></div></div> 34	2196.70	2289.54	2276.07	2368.91
29”(737mm) High, 24”(610mm) Deep Left/18”(457mm) Deep Right							
36”(914mm)	60”(1524mm)	JDAW-3660-KALW	<div><div></div><div></div></div> 43	\$1861.42	\$1935.78	\$1940.79	\$2015.15
	72”(1829mm)	JDAW-3672-KALW	<div><div></div><div></div></div> 43	2029.06	2112.66	2108.43	2192.03
48”(1219mm)	60”(1524mm)	JDAW-4860-KALW	<div><div></div><div></div></div> 43	\$2029.06	\$2112.66	\$2108.43	\$2192.03
	72”(1829mm)	JDAW-4872-KALW	<div><div></div><div></div></div> 43	2196.70	2289.54	2276.07	2368.91
29”(737mm) High, 24”(610mm) Deep Left/30”(762mm) Deep Right							
36”(914mm)	60”(1524mm)	JDAW-3660-KALW	<div><div></div><div></div></div> 45	\$1921.90	\$1996.26	\$2001.27	\$2075.63
	72”(1829mm)	JDAW-3672-KALW	<div><div></div><div></div></div> 45	2089.54	2173.14	2168.91	2252.51
48”(1219mm)	60”(1524mm)	JDAW-4860-KALW	<div><div></div><div></div></div> 45	\$2089.54	\$2173.14	\$2168.91	\$2252.51
	72”(1829mm)	JDAW-4872-KALW	<div><div></div><div></div></div> 45	2257.18	2350.02	2336.55	2429.39
29”(737mm) High, 30”(762mm) Deep Left/24”(610mm) Deep Right							
48”(1219mm)	60”(1524mm)	JDAW-4860-KALW	<div><div></div><div></div></div> 54	\$2089.54	\$2173.14	\$2168.91	\$2252.51
	72”(1829mm)	JDAW-4872-KALW	<div><div></div><div></div></div> 54	2257.18	2350.02	2336.55	2429.39
Top — Wood Group B							
29”(737mm) High, 18”(457mm) Deep Left/24”(610mm) Deep Right							
36”(914mm)	60”(1524mm)	JDAW-3660-KALW	<div><div></div><div></div></div> 34	\$2020.84	\$2095.20	\$2100.21	\$2174.57
	72”(1829mm)	JDAW-3672-KALW	<div><div></div><div></div></div> 34	2218.48	2302.08	2297.85	2381.45
48”(1219mm)	60”(1524mm)	JDAW-4860-KALW	<div><div></div><div></div></div> 34	\$2218.48	\$2302.08	\$2297.85	\$2381.45
	72”(1829mm)	JDAW-4872-KALW	<div><div></div><div></div></div> 34	2416.12	2508.96	2495.49	2588.33
29”(737mm) High, 24”(610mm) Deep Left/18”(457mm) Deep Right							
36”(914mm)	60”(1524mm)	JDAW-3660-KALW	<div><div></div><div></div></div> 43	\$2020.84	\$2095.20	\$2100.21	\$2174.57
	72”(1829mm)	JDAW-3672-KALW	<div><div></div><div></div></div> 43	2218.48	2302.08	2297.85	2381.45
48”(1219mm)	60”(1524mm)	JDAW-4860-KALW	<div><div></div><div></div></div> 43	\$2218.48	\$2302.08	\$2297.85	\$2381.45
	72”(1829mm)	JDAW-4872-KALW	<div><div></div><div></div></div> 43	2416.12	2508.96	2495.49	2588.33
29”(737mm) High, 24”(610mm) Deep Left/30”(762mm) Deep Right							
36”(914mm)	60”(1524mm)	JDAW-3660-KALW	<div><div></div><div></div></div> 45	\$2092.00	\$2166.36	\$2171.37	\$2245.73
	72”(1829mm)	JDAW-3672-KALW	<div><div></div><div></div></div> 45	2289.64	2373.24	2369.01	2452.61
48”(1219mm)	60”(1524mm)	JDAW-4860-KALW	<div><div></div><div></div></div> 45	\$2289.64	\$2373.24	\$2369.01	\$2452.61
	72”(1829mm)	JDAW-4872-KALW	<div><div></div><div></div></div> 45	2487.28	2580.12	2566.65	2659.49
29”(737mm) High, 30”(762mm) Deep Left/24”(610mm) Deep Right							
48”(1219mm)	60”(1524mm)	JDAW-4860-KALW	<div><div></div><div></div></div> 54	\$2289.64	\$2373.24	\$2369.01	\$2452.61
	72”(1829mm)	JDAW-4872-KALW	<div><div></div><div></div></div> 54	2487.28	2580.12	2566.65	2659.49



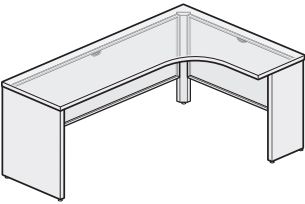
# X Series Extended Transitional Corners

Pedestal-Supported Extended Transitional Wrap-Around Corner — Wood Top with Wood End Panel

Width	Length	Number	①②	End Panel - Wood Group A		End Panel - Wood Group B	
				Modesty - Steel Trim A	Trim B	Modesty - Steel Trim A	Trim B
Right-Hand Configuration							
Top — Wood Group A							
29”(737mm) High, 18”(457mm) Deep Left/24”(610mm) Deep Right							
36”(914mm)	60”(1524mm)	JDAW-3660-KARW	<div><div></div><div></div></div> 34	\$1861.42	\$1935.78	\$1940.79	\$2015.15
	72”(1829mm)	JDAW-3672-KARW	<div><div></div><div></div></div> 34	2029.06	2112.66	2108.43	2192.03
48”(1219mm)	60”(1524mm)	JDAW-4860-KARW	<div><div></div><div></div></div> 34	\$2029.06	\$2112.66	\$2108.43	\$2192.03
	72”(1829mm)	JDAW-4872-KARW	<div><div></div><div></div></div> 34	2196.70	2289.54	2276.07	2368.91
29”(737mm) High, 24”(610mm) Deep Left/18”(457mm) Deep Right							
36”(914mm)	60”(1524mm)	JDAW-3660-KARW	<div><div></div><div></div></div> 43	\$1861.42	\$1935.78	\$1940.79	\$2015.15
	72”(1829mm)	JDAW-3672-KARW	<div><div></div><div></div></div> 43	2029.06	2112.66	2108.43	2192.03
48”(1219mm)	60”(1524mm)	JDAW-4860-KARW	<div><div></div><div></div></div> 43	\$2029.06	\$2112.66	\$2108.43	\$2192.03
	72”(1829mm)	JDAW-4872-KARW	<div><div></div><div></div></div> 43	2196.70	2289.54	2276.07	2368.91
29”(737mm) High, 24”(610mm) Deep Left/30”(762mm) Deep Right							
48”(1219mm)	60”(1524mm)	JDAW-4860-KARW	<div><div></div><div></div></div> 45	\$2089.54	\$2173.14	\$2168.91	\$2252.51
	72”(1829mm)	JDAW-4872-KARW	<div><div></div><div></div></div> 45	2257.18	2350.02	2336.55	2429.39
29”(737mm) High, 30”(762mm) Deep Left/24”(610mm) Deep Right							
36”(914mm)	60”(1524mm)	JDAW-3660-KARW	<div><div></div><div></div></div> 54	\$1921.90	\$1996.26	\$2001.27	\$2075.63
	72”(1829mm)	JDAW-3672-KARW	<div><div></div><div></div></div> 54	2089.54	2173.14	2168.91	2252.51
48”(1219mm)	60”(1524mm)	JDAW-4860-KARW	<div><div></div><div></div></div> 54	\$2089.54	\$2173.14	\$2168.91	\$2252.51
	72”(1829mm)	JDAW-4872-KARW	<div><div></div><div></div></div> 54	2257.18	2350.02	2336.55	2429.39
Top — Wood Group B							
29”(737mm) High, 18”(457mm) Deep Left/24”(610mm) Deep Right							
36”(914mm)	60”(1524mm)	JDAW-3660-KARW	<div><div></div><div></div></div> 34	\$2020.84	\$2095.20	\$2100.21	\$2174.57
	72”(1829mm)	JDAW-3672-KARW	<div><div></div><div></div></div> 34	2218.48	2302.08	2297.85	2381.45
48”(1219mm)	60”(1524mm)	JDAW-4860-KARW	<div><div></div><div></div></div> 34	\$2218.48	\$2302.08	\$2297.85	\$2381.45
	72”(1829mm)	JDAW-4872-KARW	<div><div></div><div></div></div> 34	2416.12	2508.96	2495.49	2588.33
29”(737mm) High, 24”(610mm) Deep Left/18”(457mm) Deep Right							
36”(914mm)	60”(1524mm)	JDAW-3660-KARW	<div><div></div><div></div></div> 43	\$2020.84	\$2095.20	\$2100.21	\$2174.57
	72”(1829mm)	JDAW-3672-KARW	<div><div></div><div></div></div> 43	2218.48	2302.08	2297.85	2381.45
48”(1219mm)	60”(1524mm)	JDAW-4860-KARW	<div><div></div><div></div></div> 43	\$2218.48	\$2302.08	\$2297.85	\$2381.45
	72”(1829mm)	JDAW-4872-KARW	<div><div></div><div></div></div> 43	2416.12	2508.96	2495.49	2588.33
29”(737mm) High, 24”(610mm) Deep Left/30”(762mm) Deep Right							
48”(1219mm)	60”(1524mm)	JDAW-4860-KARW	<div><div></div><div></div></div> 45	\$2289.64	\$2373.24	\$2369.01	\$2452.61
	72”(1829mm)	JDAW-4872-KARW	<div><div></div><div></div></div> 45	2487.28	2580.12	2566.65	2659.49
29”(737mm) High, 30”(762mm) Deep Left/24”(610mm) Deep Right							
36”(914mm)	60”(1524mm)	JDAW-3660-KARW	<div><div></div><div></div></div> 54	\$2092.00	\$2166.36	\$2171.37	\$2245.73
	72”(1829mm)	JDAW-3672-KARW	<div><div></div><div></div></div> 54	2289.64	2373.24	2369.01	2452.61
48”(1219mm)	60”(1524mm)	JDAW-4860-KARW	<div><div></div><div></div></div> 54	\$2289.64	\$2373.24	\$2369.01	\$2452.61
	72”(1829mm)	JDAW-4872-KARW	<div><div></div><div></div></div> 54	2487.28	2580.12	2566.65	2659.49

X Series Extended Transitional Corners

Extended Transitional Wrap-Around Corner — Laminate Top with Steel Full End Panel



JDAL-JFLSDS  
(Left-Hand)

Features

- Includes laminate top, steel end panel, steel modesty panels, and hardware for assembly and attachment to adjoining caseload.
- High-pressure laminate top has 3mm edgeband on user edge and 1mm edgeband on sides and back.
- Modesty panels are available with or without scallop wireway for cable management; scallop is centered at top of modesty panel.
- Glides provide 1.5”(38mm) adjustment range.
- Field assembled.

Specification Tips

- Not for use as a stand-alone caseload. Half end panel must be attached to a return or bridge.
- Top has a 6”(152mm) depth difference at each end. Specify adjoining caseloads accordingly.
- Modesty panel height, cable management, and color selections apply to both modesty panels.
- When placing a mobile, attached, or suspended pedestal inside the corner, pedestal depth must be at least 6”(152mm) less than nominal depth of top. See table.

Corner/Pedestal Nominal Depths

Corner Depth	Pedestal Depth
18”(457mm)	N/A
24”(610mm)	18”(457mm)
30”(762mm)	24”(610mm)

To Order, Specify:

1) Product number, including:

1 Modesty Panel Height:

- B** 1/3 Height
- D** 3/4 Height, add \$61.70 list
- F** Full Height, add \$123.90 list

2 Modesty Panel Cable Management:

- N** No Scallop
- S** Scallop

- 2) Laminate color for top.
- 3) Edge trim color for top.
- 4) Trim for end panels.
- 5) Trim color for modesty panels.

Width	Length	Number	1 2	End Panels - Steel Trim A Modesty - Steel Trim A	Trim B	End Panels - Steel Trim B Modesty - Steel Trim B	Trim B
Left-Hand Configuration Top — Laminate A							
29”(737mm) High, 18”(457mm) Deep Left/24”(610mm) Deep Right							
36”(914mm)	60”(1524mm)	JDAL-3660-JFLS	34	\$1664.69	\$1739.05	\$1727.53	\$1801.89
	72”(1829mm)	JDAL-3672-JFLS	34	1832.33	1915.93	1895.17	1978.77
48”(1219mm)	60”(1524mm)	JDAL-4860-JFLS	34	\$1832.33	\$1915.93	\$1895.17	\$1978.77
	72”(1829mm)	JDAL-4872-JFLS	34	1999.97	2092.81	2062.81	2155.65
29”(737mm) High, 24”(610mm) Deep Left/18”(457mm) Deep Right							
36”(914mm)	60”(1524mm)	JDAL-3660-JFLS	43	\$1675.19	\$1749.55	\$1747.33	\$1821.69
	72”(1829mm)	JDAL-3672-JFLS	43	1842.83	1926.43	1914.97	1998.57
48”(1219mm)	60”(1524mm)	JDAL-4860-JFLS	43	\$1842.83	\$1926.43	\$1914.97	\$1998.57
	72”(1829mm)	JDAL-4872-JFLS	43	2010.47	2103.31	2082.61	2175.45
29”(737mm) High, 24”(610mm) Deep Left/30”(762mm) Deep Right							
36”(914mm)	60”(1524mm)	JDAL-3660-JFLS	45	\$1735.67	\$1810.03	\$1807.81	\$1882.17
	72”(1829mm)	JDAL-3672-JFLS	45	1903.31	1986.91	1975.45	2059.05
48”(1219mm)	60”(1524mm)	JDAL-4860-JFLS	45	\$1903.31	\$1986.91	\$1975.45	\$2059.05
	72”(1829mm)	JDAL-4872-JFLS	45	2070.95	2163.79	2143.09	2235.93
29”(737mm) High, 30”(762mm) Deep Left/24”(610mm) Deep Right							
48”(1219mm)	60”(1524mm)	JDAL-4860-JFLS	54	\$1913.81	\$1997.41	\$1995.25	\$2078.85
	72”(1829mm)	JDAL-4872-JFLS	54	2081.45	2174.29	2162.89	2255.73
Top — Laminate B							
29”(737mm) High, 18”(457mm) Deep Left/24”(610mm) Deep Right							
36”(914mm)	60”(1524mm)	JDAL-3660-JFLS	34	\$1664.69	\$1739.05	\$1727.53	\$1801.89
	72”(1829mm)	JDAL-3672-JFLS	34	1832.33	1915.93	1895.17	1978.77
48”(1219mm)	60”(1524mm)	JDAL-4860-JFLS	34	\$1832.33	\$1915.93	\$1895.17	\$1978.77
	72”(1829mm)	JDAL-4872-JFLS	34	1999.97	2092.81	2062.81	2155.65
29”(737mm) High, 24”(610mm) Deep Left/18”(457mm) Deep Right							
36”(914mm)	60”(1524mm)	JDAL-3660-JFLS	43	\$1675.19	\$1749.55	\$1747.33	\$1821.69
	72”(1829mm)	JDAL-3672-JFLS	43	1842.83	1926.43	1914.97	1998.57
48”(1219mm)	60”(1524mm)	JDAL-4860-JFLS	43	\$1842.83	\$1926.43	\$1914.97	\$1998.57
	72”(1829mm)	JDAL-4872-JFLS	43	2010.47	2103.31	2082.61	2175.45
29”(737mm) High, 24”(610mm) Deep Left/30”(762mm) Deep Right							
36”(914mm)	60”(1524mm)	JDAL-3660-JFLS	45	\$1735.67	\$1810.03	\$1807.81	\$1882.17
	72”(1829mm)	JDAL-3672-JFLS	45	1903.31	1986.91	1975.45	2059.05
48”(1219mm)	60”(1524mm)	JDAL-4860-JFLS	45	\$1903.31	\$1986.91	\$1975.45	\$2059.05
	72”(1829mm)	JDAL-4872-JFLS	45	2070.95	2163.79	2143.09	2235.93
29”(737mm) High, 30”(762mm) Deep Left/24”(610mm) Deep Right							
48”(1219mm)	60”(1524mm)	JDAL-4860-JFLS	54	\$1913.81	\$1997.41	\$1995.25	\$2078.85
	72”(1829mm)	JDAL-4872-JFLS	54	2081.45	2174.29	2162.89	2255.73

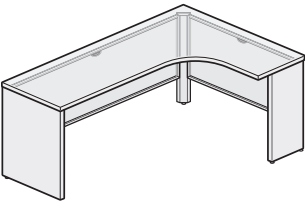
# X Series Extended Transitional Corners

Extended Transitional Wrap-Around Corner — Laminate Top with Steel Full End Panel

Width	Length	Number	①②	End Panels - Steel Trim A		End Panels - Steel Trim B	
				Modesty - Steel Trim A	Trim B	Modesty - Steel Trim A	Trim B
Right-Hand Configuration							
Top — Laminate A							
29”(737mm) High, 18”(457mm) Deep Left/24”(610mm) Deep Right							
36”(914mm)	60”(1524mm)	JDAL-3660-JFRS	<div><div></div><div></div></div> 34	\$1675.19	\$1749.55	\$1747.33	\$1821.69
	72”(1829mm)	JDAL-3672-JFRS	<div><div></div><div></div></div> 34	1842.83	1926.43	1914.97	1998.57
48”(1219mm)	60”(1524mm)	JDAL-4860-JFRS	<div><div></div><div></div></div> 34	\$1842.83	\$1926.43	\$1914.97	\$1998.57
	72”(1829mm)	JDAL-4872-JFRS	<div><div></div><div></div></div> 34	2010.47	2103.31	2082.61	2175.45
29”(737mm) High, 24”(610mm) Deep Left/18”(457mm) Deep Right							
36”(914mm)	60”(1524mm)	JDAL-3660-JFRS	<div><div></div><div></div></div> 43	\$1664.69	\$1739.05	\$1727.53	\$1801.89
	72”(1829mm)	JDAL-3672-JFRS	<div><div></div><div></div></div> 43	1832.33	1915.93	1895.17	1978.77
48”(1219mm)	60”(1524mm)	JDAL-4860-JFRS	<div><div></div><div></div></div> 43	\$1832.33	\$1915.93	\$1895.17	\$1978.77
	72”(1829mm)	JDAL-4872-JFRS	<div><div></div><div></div></div> 43	1999.97	2092.81	2062.81	2155.65
29”(737mm) High, 24”(610mm) Deep Left/30”(762mm) Deep Right							
48”(1219mm)	60”(1524mm)	JDAL-4860-JFRS	<div><div></div><div></div></div> 45	\$1913.81	\$1997.41	\$1995.25	\$2078.85
	72”(1829mm)	JDAL-4872-JFRS	<div><div></div><div></div></div> 45	2081.45	2174.29	2162.89	2255.73
29”(737mm) High, 30”(762mm) Deep Left/24”(610mm) Deep Right							
36”(914mm)	60”(1524mm)	JDAL-3660-JFRS	<div><div></div><div></div></div> 54	\$1735.67	\$1810.03	\$1807.81	\$1882.17
	72”(1829mm)	JDAL-3672-JFRS	<div><div></div><div></div></div> 54	1903.31	1986.91	1975.45	2059.05
48”(1219mm)	60”(1524mm)	JDAL-4860-JFRS	<div><div></div><div></div></div> 54	\$1903.31	\$1986.91	\$1975.45	\$2059.05
	72”(1829mm)	JDAL-4872-JFRS	<div><div></div><div></div></div> 54	2070.95	2163.79	2143.09	2235.93
Top — Laminate B							
29”(737mm) High, 18”(457mm) Deep Left/24”(610mm) Deep Right							
36”(914mm)	60”(1524mm)	JDAL-3660-JFRS	<div><div></div><div></div></div> 34	\$1675.19	\$1749.55	\$1747.33	\$1821.69
	72”(1829mm)	JDAL-3672-JFRS	<div><div></div><div></div></div> 34	1842.83	1926.43	1914.97	1998.57
48”(1219mm)	60”(1524mm)	JDAL-4860-JFRS	<div><div></div><div></div></div> 34	\$1842.83	\$1926.43	\$1914.97	\$1998.57
	72”(1829mm)	JDAL-4872-JFRS	<div><div></div><div></div></div> 34	2010.47	2103.31	2082.61	2175.45
29”(737mm) High, 24”(610mm) Deep Left/18”(457mm) Deep Right							
36”(914mm)	60”(1524mm)	JDAL-3660-JFRS	<div><div></div><div></div></div> 43	\$1664.69	\$1739.05	\$1727.53	\$1801.89
	72”(1829mm)	JDAL-3672-JFRS	<div><div></div><div></div></div> 43	1832.33	1915.93	1895.17	1978.77
48”(1219mm)	60”(1524mm)	JDAL-4860-JFRS	<div><div></div><div></div></div> 43	\$1832.33	\$1915.93	\$1895.17	\$1978.77
	72”(1829mm)	JDAL-4872-JFRS	<div><div></div><div></div></div> 43	1999.97	2092.81	2062.81	2155.65
29”(737mm) High, 24”(610mm) Deep Left/30”(762mm) Deep Right							
48”(1219mm)	60”(1524mm)	JDAL-4860-JFRS	<div><div></div><div></div></div> 45	\$1913.81	\$1997.41	\$1995.25	\$2078.85
	72”(1829mm)	JDAL-4872-JFRS	<div><div></div><div></div></div> 45	2081.45	2174.29	2162.89	2255.73
29”(737mm) High, 30”(762mm) Deep Left/24”(610mm) Deep Right							
36”(914mm)	60”(1524mm)	JDAL-3660-JFRS	<div><div></div><div></div></div> 54	\$1735.67	\$1810.03	\$1807.81	\$1882.17
	72”(1829mm)	JDAL-3672-JFRS	<div><div></div><div></div></div> 54	1903.31	1986.91	1975.45	2059.05
48”(1219mm)	60”(1524mm)	JDAL-4860-JFRS	<div><div></div><div></div></div> 54	\$1903.31	\$1986.91	\$1975.45	\$2059.05
	72”(1829mm)	JDAL-4872-JFRS	<div><div></div><div></div></div> 54	2070.95	2163.79	2143.09	2235.93

X Series Extended Transitional Corners

Extended Transitional Wrap-Around Corner — Laminate Top with Laminate Full End Panel



JDAL-JFLDLS  
(Left-Hand)

Features

- Includes laminate top, laminate end panels, steel modesty panels, and hardware for assembly and attachment to adjoining caseload.
- High-pressure laminate top has 3mm edgeband on user edge and 1mm edgeband on sides and back.
- Modesty panels are available with or without scallop wireway for cable management; scallop is centered at top of modesty panel.
- Glides provide 1.5”(38mm) adjustment range.
- Field assembled.

Specification Tips

- Not for use as a stand-alone caseload. Half end panel must be attached to a return or bridge.
- Top has a 6”(152mm) depth difference at each end. Specify adjoining caseloads accordingly.
- Modesty panel height, cable management, and color selections apply to both modesty panels.
- When placing a mobile, attached, or suspended pedestal inside the corner, pedestal depth must be at least 6”(152mm) less than nominal depth of top. See table.

Corner/Pedestal Nominal Depths

Corner Depth	Pedestal Depth
18”(457mm)	N/A
24”(610mm)	18”(457mm)
30”(762mm)	24”(610mm)

To Order, Specify:

1) Product number, including:

1 Modesty Panel Height:

- B** 1/3 Height
- D** 3/4 Height, add \$61.70 list
- F** Full Height, add \$123.90 list

2 Modesty Panel Cable Management:

- N** No Scallop
- S** Scallop

- 2) Laminate color for top.
- 3) Edge trim color for top.
- 4) Laminate color for end panels.
- 5) Edge trim color for end panels.
- 6) Trim color for modesty panels.

Width	Length	Number	①②	End Panels - Laminate A		End Panels - Laminate B	
				Modesty - Steel Trim A	Trim B	Modesty - Steel Trim A	Trim B
Left-Hand Configuration							
Top — Laminate A							
29”(737mm) High, 18”(457mm) Deep Left/24”(610mm) Deep Right							
36”(914mm)	60”(1524mm)	JDAL-3660-JFLL	34	\$1462.13	\$1536.49	\$1462.13	\$1536.49
	72”(1829mm)	JDAL-3672-JFLL	34	1629.77	1713.37	1629.77	1713.37
48”(1219mm)	60”(1524mm)	JDAL-4860-JFLL	34	\$1629.77	\$1713.37	\$1629.77	\$1713.37
	72”(1829mm)	JDAL-4872-JFLL	34	1797.41	1890.25	1797.41	1890.25
29”(737mm) High, 24”(610mm) Deep Left/18”(457mm) Deep Right							
36”(914mm)	60”(1524mm)	JDAL-3660-JFLL	43	\$1472.63	\$1546.99	\$1472.63	\$1546.99
	72”(1829mm)	JDAL-3672-JFLL	43	1640.27	1723.87	1640.27	1723.87
48”(1219mm)	60”(1524mm)	JDAL-4860-JFLL	43	\$1640.27	\$1723.87	\$1640.27	\$1723.87
	72”(1829mm)	JDAL-4872-JFLL	43	1807.91	1900.75	1807.91	1900.75
29”(737mm) High, 24”(610mm) Deep Left/30”(762mm) Deep Right							
36”(914mm)	60”(1524mm)	JDAL-3660-JFLL	45	\$1533.11	\$1607.47	\$1533.11	\$1607.47
	72”(1829mm)	JDAL-3672-JFLL	45	1700.75	1784.35	1700.75	1784.35
48”(1219mm)	60”(1524mm)	JDAL-4860-JFLL	45	\$1700.75	\$1784.35	\$1700.75	\$1784.35
	72”(1829mm)	JDAL-4872-JFLL	45	1868.39	1961.23	1868.39	1961.23
29”(737mm) High, 30”(762mm) Deep Left/24”(610mm) Deep Right							
48”(1219mm)	60”(1524mm)	JDAL-4860-JFLL	54	\$1711.25	\$1794.85	\$1711.25	\$1794.85
	72”(1829mm)	JDAL-4872-JFLL	54	1878.89	1971.73	1878.89	1971.73
Top — Laminate B							
29”(737mm) High, 18”(457mm) Deep Left/24”(610mm) Deep Right							
36”(914mm)	60”(1524mm)	JDAL-3660-JFLL	34	\$1462.13	\$1536.49	\$1462.13	\$1536.49
	72”(1829mm)	JDAL-3672-JFLL	34	1629.77	1713.37	1629.77	1713.37
48”(1219mm)	60”(1524mm)	JDAL-4860-JFLL	34	\$1629.77	\$1713.37	\$1629.77	\$1713.37
	72”(1829mm)	JDAL-4872-JFLL	34	1797.41	1890.25	1797.41	1890.25
29”(737mm) High, 24”(610mm) Deep Left/18”(457mm) Deep Right							
36”(914mm)	60”(1524mm)	JDAL-3660-JFLL	43	\$1472.63	\$1546.99	\$1472.63	\$1546.99
	72”(1829mm)	JDAL-3672-JFLL	43	1640.27	1723.87	1640.27	1723.87
48”(1219mm)	60”(1524mm)	JDAL-4860-JFLL	43	\$1640.27	\$1723.87	\$1640.27	\$1723.87
	72”(1829mm)	JDAL-4872-JFLL	43	1807.91	1900.75	1807.91	1900.75
29”(737mm) High, 24”(610mm) Deep Left/30”(762mm) Deep Right							
36”(914mm)	60”(1524mm)	JDAL-3660-JFLL	45	\$1533.11	\$1607.47	\$1533.11	\$1607.47
	72”(1829mm)	JDAL-3672-JFLL	45	1700.75	1784.35	1700.75	1784.35
48”(1219mm)	60”(1524mm)	JDAL-4860-JFLL	45	\$1700.75	\$1784.35	\$1700.75	\$1784.35
	72”(1829mm)	JDAL-4872-JFLL	45	1868.39	1961.23	1868.39	1961.23
29”(737mm) High, 30”(762mm) Deep Left/24”(610mm) Deep Right							
48”(1219mm)	60”(1524mm)	JDAL-4860-JFLL	54	\$1711.25	\$1794.85	\$1711.25	\$1794.85
	72”(1829mm)	JDAL-4872-JFLL	54	1878.89	1971.73	1878.89	1971.73

# X Series Extended Transitional Corners

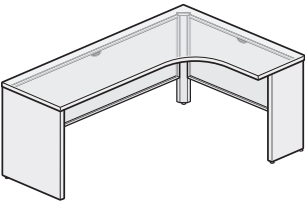
Extended Transitional Wrap-Around Corner — Laminate Top with Laminate Full End Panel

Width	Length	Number	① ②	End Panels - Laminate A		End Panels - Laminate B	
				Modesty - Steel Trim A	Trim B	Modesty - Steel Trim A	Trim B
Right-Hand Configuration							
Top — Laminate A							
29”(737mm) High, 18”(457mm) Deep Left/24”(610mm) Deep Right							
36”(914mm)	60”(1524mm)	JDAL-3660-JFRL	<div><div></div><div></div></div> 34	\$1472.63	\$1546.99	\$1472.63	\$1546.99
	72”(1829mm)	JDAL-3672-JFRL	<div><div></div><div></div></div> 34	1640.27	1723.87	1640.27	1723.87
48”(1219mm)	60”(1524mm)	JDAL-4860-JFRL	<div><div></div><div></div></div> 34	\$1640.27	\$1723.87	\$1640.27	\$1723.87
	72”(1829mm)	JDAL-4872-JFRL	<div><div></div><div></div></div> 34	1807.91	1900.75	1807.91	1900.75
29”(737mm) High, 24”(610mm) Deep Left/18”(457mm) Deep Right							
36”(914mm)	60”(1524mm)	JDAL-3660-JFRL	<div><div></div><div></div></div> 43	\$1462.13	\$1536.49	\$1462.13	\$1536.49
	72”(1829mm)	JDAL-3672-JFRL	<div><div></div><div></div></div> 43	1629.77	1713.37	1629.77	1713.37
48”(1219mm)	60”(1524mm)	JDAL-4860-JFRL	<div><div></div><div></div></div> 43	\$1629.77	\$1713.37	\$1629.77	\$1713.37
	72”(1829mm)	JDAL-4872-JFRL	<div><div></div><div></div></div> 43	1797.41	1890.25	1797.41	1890.25
29”(737mm) High, 24”(610mm) Deep Left/30”(762mm) Deep Right							
48”(1219mm)	60”(1524mm)	JDAL-4860-JFRL	<div><div></div><div></div></div> 45	\$1711.25	\$1794.85	\$1711.25	\$1794.85
	72”(1829mm)	JDAL-4872-JFRL	<div><div></div><div></div></div> 45	1878.89	1971.73	1878.89	1971.73
29”(737mm) High, 30”(762mm) Deep Left/24”(610mm) Deep Right							
36”(914mm)	60”(1524mm)	JDAL-3660-JFRL	<div><div></div><div></div></div> 54	\$1533.11	\$1607.47	\$1533.11	\$1607.47
	72”(1829mm)	JDAL-3672-JFRL	<div><div></div><div></div></div> 54	1700.75	1784.35	1700.75	1784.35
48”(1219mm)	60”(1524mm)	JDAL-4860-JFRL	<div><div></div><div></div></div> 54	\$1700.75	\$1784.35	\$1700.75	\$1784.35
	72”(1829mm)	JDAL-4872-JFRL	<div><div></div><div></div></div> 54	1868.39	1961.23	1868.39	1961.23
Top — Laminate B							
29”(737mm) High, 18”(457mm) Deep Left/24”(610mm) Deep Right							
36”(914mm)	60”(1524mm)	JDAL-3660-JFRL	<div><div></div><div></div></div> 34	\$1472.63	\$1546.99	\$1472.63	\$1546.99
	72”(1829mm)	JDAL-3672-JFRL	<div><div></div><div></div></div> 34	1640.27	1723.87	1640.27	1723.87
48”(1219mm)	60”(1524mm)	JDAL-4860-JFRL	<div><div></div><div></div></div> 34	\$1640.27	\$1723.87	\$1640.27	\$1723.87
	72”(1829mm)	JDAL-4872-JFRL	<div><div></div><div></div></div> 34	1807.91	1900.75	1807.91	1900.75
29”(737mm) High, 24”(610mm) Deep Left/18”(457mm) Deep Right							
36”(914mm)	60”(1524mm)	JDAL-3660-JFRL	<div><div></div><div></div></div> 43	\$1462.13	\$1536.49	\$1462.13	\$1536.49
	72”(1829mm)	JDAL-3672-JFRL	<div><div></div><div></div></div> 43	1629.77	1713.37	1629.77	1713.37
48”(1219mm)	60”(1524mm)	JDAL-4860-JFRL	<div><div></div><div></div></div> 43	\$1629.77	\$1713.37	\$1629.77	\$1713.37
	72”(1829mm)	JDAL-4872-JFRL	<div><div></div><div></div></div> 43	1797.41	1890.25	1797.41	1890.25
29”(737mm) High, 24”(610mm) Deep Left/30”(762mm) Deep Right							
48”(1219mm)	60”(1524mm)	JDAL-4860-JFRL	<div><div></div><div></div></div> 45	\$1711.25	\$1794.85	\$1711.25	\$1794.85
	72”(1829mm)	JDAL-4872-JFRL	<div><div></div><div></div></div> 45	1878.89	1971.73	1878.89	1971.73
29”(737mm) High, 30”(762mm) Deep Left/24”(610mm) Deep Right							
36”(914mm)	60”(1524mm)	JDAL-3660-JFRL	<div><div></div><div></div></div> 54	\$1533.11	\$1607.47	\$1533.11	\$1607.47
	72”(1829mm)	JDAL-3672-JFRL	<div><div></div><div></div></div> 54	1700.75	1784.35	1700.75	1784.35
48”(1219mm)	60”(1524mm)	JDAL-4860-JFRL	<div><div></div><div></div></div> 54	\$1700.75	\$1784.35	\$1700.75	\$1784.35
	72”(1829mm)	JDAL-4872-JFRL	<div><div></div><div></div></div> 54	1868.39	1961.23	1868.39	1961.23



# X Series Extended Transitional Corners

Extended Transitional Wrap-Around Corner — Laminate Top with Wood Full End Panel



JDAL-JFLWDS  
(Left-Hand)

### Features

- Includes laminate top, wood end panels, steel modesty panels, and hardware for assembly and attachment to adjoining caseload.
- High-pressure laminate top has 3mm edgeband on user edge and 1mm edgeband on sides and back.
- Modesty panels are available with or without scallop wireway for cable management; scallop is centered at top of modesty panel.
- Glides provide 1.5”(38mm) adjustment range.
- Field assembled.

### Specification Tips

- Not for use as a stand-alone caseload. Half end panel must be attached to a return or bridge.
- Top has a 6”(152mm) depth difference at each end. Specify adjoining caseloads accordingly.
- Modesty panel height, cable management, and color selections apply to both modesty panels.
- When placing a mobile, attached, or suspended pedestal inside the corner, pedestal depth must be at least 6”(152mm) less than nominal depth of top. See table.

### Corner/Pedestal Nominal Depths

Corner Depth	Pedestal Depth
18”(457mm)	N/A
24”(610mm)	18”(457mm)
30”(762mm)	24”(610mm)

### To Order, Specify:

1) Product number, including:

#### ① Modesty Panel Height:

- B** 1/3 Height
- D** 3/4 Height, add **\$61.70** list
- F** Full Height, add **\$123.90** list

#### ② Modesty Panel Cable Management:

- N** No Scallop
- S** Scallop

- 2) Laminate color for top.
- 3) Edge trim color for top.
- 4) Wood finish color for end panels.
- 5) Trim color for modesty panels.

Width	Length	Number	①②	End Panels - Wood Group A		End Panels - Wood Group B	
				Modesty - Steel Trim A	Trim B	Modesty - Steel Trim A	Trim B
Left-Hand Configuration							
Top — Laminate A							
29”(737mm) High, 18”(457mm) Deep Left/24”(610mm) Deep Right							
36”(914mm)	60”(1524mm)	JDAL-3660-JFLW	34	\$1778.77	\$1853.13	\$1937.51	\$2011.87
	72”(1829mm)	JDAL-3672-JFLW	34	1946.41	2030.01	2105.15	2188.75
48”(1219mm)	60”(1524mm)	JDAL-4860-JFLW	34	\$1946.41	\$2030.01	\$2105.15	\$2188.75
	72”(1829mm)	JDAL-4872-JFLW	34	2114.05	2206.89	2272.79	2365.63
29”(737mm) High, 24”(610mm) Deep Left/18”(457mm) Deep Right							
36”(914mm)	60”(1524mm)	JDAL-3660-JFLW	43	\$1789.27	\$1863.63	\$1949.93	\$2024.29
	72”(1829mm)	JDAL-3672-JFLW	43	1956.91	2040.51	2117.57	2201.17
48”(1219mm)	60”(1524mm)	JDAL-4860-JFLW	43	\$1956.91	\$2040.51	\$2117.57	\$2201.17
	72”(1829mm)	JDAL-4872-JFLW	43	2124.55	2217.39	2285.21	2378.05
29”(737mm) High, 24”(610mm) Deep Left/30”(762mm) Deep Right							
36”(914mm)	60”(1524mm)	JDAL-3660-JFLW	45	\$1849.75	\$1924.11	\$2010.41	\$2084.77
	72”(1829mm)	JDAL-3672-JFLW	45	2017.39	2100.99	2178.05	2261.65
48”(1219mm)	60”(1524mm)	JDAL-4860-JFLW	45	\$2017.39	\$2100.99	\$2178.05	\$2261.65
	72”(1829mm)	JDAL-4872-JFLW	45	2185.03	2277.87	2345.69	2438.53
29”(737mm) High, 30”(762mm) Deep Left/24”(610mm) Deep Right							
48”(1219mm)	60”(1524mm)	JDAL-4860-JFLW	54	\$2027.89	\$2111.49	\$2190.47	\$2274.07
	72”(1829mm)	JDAL-4872-JFLW	54	2195.53	2288.37	2358.11	2450.95
Top — Laminate B							
29”(737mm) High, 18”(457mm) Deep Left/24”(610mm) Deep Right							
36”(914mm)	60”(1524mm)	JDAL-3660-JFLW	34	\$1778.77	\$1853.13	\$1937.51	\$2011.87
	72”(1829mm)	JDAL-3672-JFLW	34	1946.41	2030.01	2105.15	2188.75
48”(1219mm)	60”(1524mm)	JDAL-4860-JFLW	34	\$1946.41	\$2030.01	\$2105.15	\$2188.75
	72”(1829mm)	JDAL-4872-JFLW	34	2114.05	2206.89	2272.79	2365.63
29”(737mm) High, 24”(610mm) Deep Left/18”(457mm) Deep Right							
36”(914mm)	60”(1524mm)	JDAL-3660-JFLW	43	\$1789.27	\$1863.63	\$1949.93	\$2024.29
	72”(1829mm)	JDAL-3672-JFLW	43	1956.91	2040.51	2117.57	2201.17
48”(1219mm)	60”(1524mm)	JDAL-4860-JFLW	43	\$1956.91	\$2040.51	\$2117.57	\$2201.17
	72”(1829mm)	JDAL-4872-JFLW	43	2124.55	2217.39	2285.21	2378.05
29”(737mm) High, 24”(610mm) Deep Left/30”(762mm) Deep Right							
36”(914mm)	60”(1524mm)	JDAL-3660-JFLW	45	\$1849.75	\$1924.11	\$2010.41	\$2084.77
	72”(1829mm)	JDAL-3672-JFLW	45	2017.39	2100.99	2178.05	2261.65
48”(1219mm)	60”(1524mm)	JDAL-4860-JFLW	45	\$2017.39	\$2100.99	\$2178.05	\$2261.65
	72”(1829mm)	JDAL-4872-JFLW	45	2185.03	2277.87	2345.69	2438.53
29”(737mm) High, 30”(762mm) Deep Left/24”(610mm) Deep Right							
48”(1219mm)	60”(1524mm)	JDAL-4860-JFLW	54	\$2027.89	\$2111.49	\$2190.47	\$2274.07
	72”(1829mm)	JDAL-4872-JFLW	54	2195.53	2288.37	2358.11	2450.95



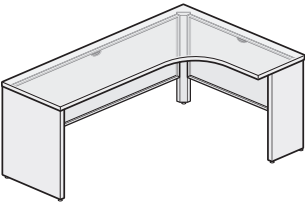
# X Series Extended Transitional Corners

Extended Transitional Wrap-Around Corner — Laminate Top with Wood Full End Panel

Width	Length	Number	① ②	End Panels - Wood Group A		End Panels - Wood Group B	
				Modesty - Steel Trim A	Trim B	Modesty - Steel Trim A	Trim B
Right-Hand Configuration							
Top — Laminate A							
29”(737mm) High, 18”(457mm) Deep Left/24”(610mm) Deep Right							
36”(914mm)	60”(1524mm)	JDAL-3660-JFRW	<div><div></div><div></div></div> 34	\$1789.27	\$1863.63	\$1949.93	\$2024.29
	72”(1829mm)	JDAL-3672-JFRW	<div><div></div><div></div></div> 34	1956.91	2040.51	2117.57	2201.17
48”(1219mm)	60”(1524mm)	JDAL-4860-JFRW	<div><div></div><div></div></div> 34	\$1956.91	\$2040.51	\$2117.57	\$2201.17
	72”(1829mm)	JDAL-4872-JFRW	<div><div></div><div></div></div> 34	2124.55	2217.39	2285.21	2378.05
29”(737mm) High, 24”(610mm) Deep Left/18”(457mm) Deep Right							
36”(914mm)	60”(1524mm)	JDAL-3660-JFRW	<div><div></div><div></div></div> 43	\$1778.77	\$1853.13	\$1937.51	\$2011.87
	72”(1829mm)	JDAL-3672-JFRW	<div><div></div><div></div></div> 43	1946.41	2030.01	2105.15	2188.75
48”(1219mm)	60”(1524mm)	JDAL-4860-JFRW	<div><div></div><div></div></div> 43	\$1946.41	\$2030.01	\$2105.15	\$2188.75
	72”(1829mm)	JDAL-4872-JFRW	<div><div></div><div></div></div> 43	2114.05	2206.89	2272.79	2365.63
29”(737mm) High, 24”(610mm) Deep Left/30”(762mm) Deep Right							
48”(1219mm)	60”(1524mm)	JDAL-4860-JFRW	<div><div></div><div></div></div> 45	\$2027.89	\$2111.49	\$2190.47	\$2274.07
	72”(1829mm)	JDAL-4872-JFRW	<div><div></div><div></div></div> 45	2195.53	2288.37	2358.11	2450.95
29”(737mm) High, 30”(762mm) Deep Left/24”(610mm) Deep Right							
36”(914mm)	60”(1524mm)	JDAL-3660-JFRW	<div><div></div><div></div></div> 54	\$1849.75	\$1924.11	\$2010.41	\$2084.77
	72”(1829mm)	JDAL-3672-JFRW	<div><div></div><div></div></div> 54	2017.39	2100.99	2178.05	2261.65
48”(1219mm)	60”(1524mm)	JDAL-4860-JFRW	<div><div></div><div></div></div> 54	\$2017.39	\$2100.99	\$2178.05	\$2261.65
	72”(1829mm)	JDAL-4872-JFRW	<div><div></div><div></div></div> 54	2185.03	2277.87	2345.69	2438.53
Top — Laminate B							
29”(737mm) High, 18”(457mm) Deep Left/24”(610mm) Deep Right							
36”(914mm)	60”(1524mm)	JDAL-3660-JFRW	<div><div></div><div></div></div> 34	\$1789.27	\$1863.63	\$1949.93	\$2024.29
	72”(1829mm)	JDAL-3672-JFRW	<div><div></div><div></div></div> 34	1956.91	2040.51	2117.57	2201.17
48”(1219mm)	60”(1524mm)	JDAL-4860-JFRW	<div><div></div><div></div></div> 34	\$1956.91	\$2040.51	\$2117.57	\$2201.17
	72”(1829mm)	JDAL-4872-JFRW	<div><div></div><div></div></div> 34	2124.55	2217.39	2285.21	2378.05
29”(737mm) High, 24”(610mm) Deep Left/18”(457mm) Deep Right							
36”(914mm)	60”(1524mm)	JDAL-3660-JFRW	<div><div></div><div></div></div> 43	\$1778.77	\$1853.13	\$1937.51	\$2011.87
	72”(1829mm)	JDAL-3672-JFRW	<div><div></div><div></div></div> 43	1946.41	2030.01	2105.15	2188.75
48”(1219mm)	60”(1524mm)	JDAL-4860-JFRW	<div><div></div><div></div></div> 43	\$1946.41	\$2030.01	\$2105.15	\$2188.75
	72”(1829mm)	JDAL-4872-JFRW	<div><div></div><div></div></div> 43	2114.05	2206.89	2272.79	2365.63
29”(737mm) High, 24”(610mm) Deep Left/30”(762mm) Deep Right							
48”(1219mm)	60”(1524mm)	JDAL-4860-JFRW	<div><div></div><div></div></div> 45	\$2027.89	\$2111.49	\$2190.47	\$2274.07
	72”(1829mm)	JDAL-4872-JFRW	<div><div></div><div></div></div> 45	2195.53	2288.37	2358.11	2450.95
29”(737mm) High, 30”(762mm) Deep Left/24”(610mm) Deep Right							
36”(914mm)	60”(1524mm)	JDAL-3660-JFRW	<div><div></div><div></div></div> 54	\$1849.75	\$1924.11	\$2010.41	\$2084.77
	72”(1829mm)	JDAL-3672-JFRW	<div><div></div><div></div></div> 54	2017.39	2100.99	2178.05	2261.65
48”(1219mm)	60”(1524mm)	JDAL-4860-JFRW	<div><div></div><div></div></div> 54	\$2017.39	\$2100.99	\$2178.05	\$2261.65
	72”(1829mm)	JDAL-4872-JFRW	<div><div></div><div></div></div> 54	2185.03	2277.87	2345.69	2438.53

X Series Extended Transitional Corners

Extended Transitional Wrap-Around Corner — Wood Top with Steel Full End Panel



JDAW-KFLSDS  
(Left-Hand)

Features

- Includes wood top, steel end panels, steel modesty panels, and hardware for assembly and attachment to adjoining caseload.
- Wood veneer top has 3mm edgeband on user edge and 1mm edgeband on sides and back.
- Modesty panels are available with or without scallop wireway for cable management; scallop is centered at top of modesty panel.
- Glides provide 1.5”(38mm) adjustment range.
- Field assembled.

Specification Tips

- Not for use as a stand-alone caseload. Half end panel must be attached to a return or bridge.
- Top has a 6”(152mm) depth difference at each end. Specify adjoining caseloads accordingly.
- Modesty panel height, cable management, and color selections apply to both modesty panels.
- When placing a mobile, attached, or suspended pedestal inside the corner, pedestal depth must be at least 6”(152mm) less than nominal depth of top. See table.

Corner/Pedestal Nominal Depths

Corner Depth	Pedestal Depth
18”(457mm)	N/A
24”(610mm)	18”(457mm)
30”(762mm)	24”(610mm)

To Order, Specify:

1) Product number, including:

1 Modesty Panel Height:

- B** 1/3 Height
- D** 3/4 Height, add \$61.70 list
- F** Full Height, add \$123.90 list

2 Modesty Panel Cable Management:

- N** No Scallop
- S** Scallop

- 2) Wood finish color for top.
- 3) Trim color for end panels.
- 4) Trim color for modesty panels.

Width	Length	Number	12	End Panels - Steel Trim A		End Panels - Steel Trim B	
				Modesty - Steel Trim A	Trim B	Modesty - Steel Trim A	Trim B
Left-Hand Configuration							
Top — Wood Group A							
29”(737mm) High, 18”(457mm) Deep Left/24”(610mm) Deep Right							
36”(914mm)	60”(1524mm)	JDAW-3660-KFLS	34	\$2193.20	\$2267.56	\$2256.04	\$2330.40
	72”(1829mm)	JDAW-3672-KFLS	34	2360.84	2444.44	2423.68	2507.28
48”(1219mm)	60”(1524mm)	JDAW-4860-KFLS	34	\$2360.84	\$2444.44	\$2423.68	\$2507.28
	72”(1829mm)	JDAW-4872-KFLS	34	2528.48	2621.32	2591.32	2684.16
29”(737mm) High, 24”(610mm) Deep Left/18”(457mm) Deep Right							
36”(914mm)	60”(1524mm)	JDAW-3660-KFLS	43	\$2203.70	\$2278.06	\$2275.84	\$2350.20
	72”(1829mm)	JDAW-3672-KFLS	43	2371.34	2454.94	2443.48	2527.08
48”(1219mm)	60”(1524mm)	JDAW-4860-KFLS	43	\$2371.34	\$2454.94	\$2443.48	\$2527.08
	72”(1829mm)	JDAW-4872-KFLS	43	2538.98	2631.82	2611.12	2703.96
29”(737mm) High, 24”(610mm) Deep Left/30”(762mm) Deep Right							
36”(914mm)	60”(1524mm)	JDAW-3660-KFLS	45	\$2264.18	\$2338.54	\$2336.32	\$2410.68
	72”(1829mm)	JDAW-3672-KFLS	45	2431.82	2515.42	2503.96	2587.56
48”(1219mm)	60”(1524mm)	JDAW-4860-KFLS	45	\$2431.82	\$2515.42	\$2503.96	\$2587.56
	72”(1829mm)	JDAW-4872-KFLS	45	2599.46	2692.30	2671.60	2764.44
29”(737mm) High, 30”(762mm) Deep Left/24”(610mm) Deep Right							
48”(1219mm)	60”(1524mm)	JDAW-4860-KFLS	54	\$2442.32	\$2525.92	\$2523.76	\$2607.36
	72”(1829mm)	JDAW-4872-KFLS	54	2609.96	2702.80	2691.40	2784.24
Top — Wood Group B							
29”(737mm) High, 18”(457mm) Deep Left/24”(610mm) Deep Right							
36”(914mm)	60”(1524mm)	JDAW-3660-KFLS	34	\$2352.62	\$2426.98	\$2415.46	\$2489.82
	72”(1829mm)	JDAW-3672-KFLS	34	2550.26	2633.86	2613.10	2696.70
48”(1219mm)	60”(1524mm)	JDAW-4860-KFLS	34	\$2550.26	\$2633.86	\$2613.10	\$2696.70
	72”(1829mm)	JDAW-4872-KFLS	34	2747.90	2840.74	2810.74	2903.58
29”(737mm) High, 24”(610mm) Deep Left/18”(457mm) Deep Right							
36”(914mm)	60”(1524mm)	JDAW-3660-KFLS	43	\$2363.12	\$2437.48	\$2435.26	\$2509.62
	72”(1829mm)	JDAW-3672-KFLS	43	2560.76	2644.36	2632.90	2716.50
48”(1219mm)	60”(1524mm)	JDAW-4860-KFLS	43	\$2560.76	\$2644.36	\$2632.90	\$2716.50
	72”(1829mm)	JDAW-4872-KFLS	43	2758.40	2851.24	2830.54	2923.38
29”(737mm) High, 24”(610mm) Deep Left/30”(762mm) Deep Right							
36”(914mm)	60”(1524mm)	JDAW-3660-KFLS	45	\$2434.28	\$2508.64	\$2506.42	\$2580.78
	72”(1829mm)	JDAW-3672-KFLS	45	2631.92	2715.52	2704.06	2787.66
48”(1219mm)	60”(1524mm)	JDAW-4860-KFLS	45	\$2631.92	\$2715.52	\$2704.06	\$2787.66
	72”(1829mm)	JDAW-4872-KFLS	45	2829.56	2922.40	2901.70	2994.54
29”(737mm) High, 30”(762mm) Deep Left/24”(610mm) Deep Right							
48”(1219mm)	60”(1524mm)	JDAW-4860-KFLS	54	\$2642.42	\$2726.02	\$2723.86	\$2807.46
	72”(1829mm)	JDAW-4872-KFLS	54	2840.06	2932.90	2921.50	3014.34

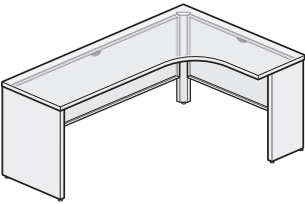
# X Series Extended Transitional Corners

Extended Transitional Wrap-Around Corner — Wood Top with Steel Full End Panel

Width	Length	Number	① ②	End Panels - Steel Trim A		End Panels - Steel Trim B	
				Modesty - Steel Trim A	Trim B	Modesty - Steel Trim A	Trim B
Right-Hand Configuration							
Top — Wood Group A							
29”(737mm) High, 18”(457mm) Deep Left/24”(610mm) Deep Right							
36”(914mm)	60”(1524mm)	JDAW-3660-KFRS	<div><div></div><div></div></div> 34	\$2203.70	\$2278.06	\$2275.84	\$2350.20
	72”(1829mm)	JDAW-3672-KFRS	<div><div></div><div></div></div> 34	2371.34	2454.94	2443.48	2527.08
48”(1219mm)	60”(1524mm)	JDAW-4860-KFRS	<div><div></div><div></div></div> 34	\$2371.34	\$2454.94	\$2443.48	\$2527.08
	72”(1829mm)	JDAW-4872-KFRS	<div><div></div><div></div></div> 34	2538.98	2631.82	2611.12	2703.96
29”(737mm) High, 24”(610mm) Deep Left/18”(457mm) Deep Right							
36”(914mm)	60”(1524mm)	JDAW-3660-KFRS	<div><div></div><div></div></div> 43	\$2193.20	\$2267.56	\$2256.04	\$2330.40
	72”(1829mm)	JDAW-3672-KFRS	<div><div></div><div></div></div> 43	2360.84	2444.44	2423.68	2507.28
48”(1219mm)	60”(1524mm)	JDAW-4860-KFRS	<div><div></div><div></div></div> 43	\$2360.84	\$2444.44	\$2423.68	\$2507.28
	72”(1829mm)	JDAW-4872-KFRS	<div><div></div><div></div></div> 43	2528.48	2621.32	2591.32	2684.16
29”(737mm) High, 24”(610mm) Deep Left/30”(762mm) Deep Right							
48”(1219mm)	60”(1524mm)	JDAW-4860-KFRS	<div><div></div><div></div></div> 45	\$2442.32	\$2525.92	\$2523.76	\$2607.36
	72”(1829mm)	JDAW-4872-KFRS	<div><div></div><div></div></div> 45	2609.96	2702.80	2691.40	2784.24
29”(737mm) High, 30”(762mm) Deep Left/24”(610mm) Deep Right							
36”(914mm)	60”(1524mm)	JDAW-3660-KFRS	<div><div></div><div></div></div> 54	\$2264.18	\$2338.54	\$2336.32	\$2410.68
	72”(1829mm)	JDAW-3672-KFRS	<div><div></div><div></div></div> 54	2431.82	2515.42	2503.96	2587.56
48”(1219mm)	60”(1524mm)	JDAW-4860-KFRS	<div><div></div><div></div></div> 54	\$2431.82	\$2515.42	\$2503.96	\$2587.56
	72”(1829mm)	JDAW-4872-KFRS	<div><div></div><div></div></div> 54	2599.46	2692.30	2671.60	2764.44
Top — Wood Group B							
29”(737mm) High, 18”(457mm) Deep Left/24”(610mm) Deep Right							
36”(914mm)	60”(1524mm)	JDAW-3660-KFRS	<div><div></div><div></div></div> 34	\$2363.12	\$2437.48	\$2435.26	\$2509.62
	72”(1829mm)	JDAW-3672-KFRS	<div><div></div><div></div></div> 34	2560.76	2644.36	2632.90	2716.50
48”(1219mm)	60”(1524mm)	JDAW-4860-KFRS	<div><div></div><div></div></div> 34	\$2560.76	\$2644.36	\$2632.90	\$2716.50
	72”(1829mm)	JDAW-4872-KFRS	<div><div></div><div></div></div> 34	2758.40	2851.24	2830.54	2923.38
29”(737mm) High, 24”(610mm) Deep Left/18”(457mm) Deep Right							
36”(914mm)	60”(1524mm)	JDAW-3660-KFRS	<div><div></div><div></div></div> 43	\$2352.62	\$2426.98	\$2415.46	\$2489.82
	72”(1829mm)	JDAW-3672-KFRS	<div><div></div><div></div></div> 43	2550.26	2633.86	2613.10	2696.70
48”(1219mm)	60”(1524mm)	JDAW-4860-KFRS	<div><div></div><div></div></div> 43	\$2550.26	\$2633.86	\$2613.10	\$2696.70
	72”(1829mm)	JDAW-4872-KFRS	<div><div></div><div></div></div> 43	2747.90	2840.74	2810.74	2903.58
29”(737mm) High, 24”(610mm) Deep Left/30”(762mm) Deep Right							
48”(1219mm)	60”(1524mm)	JDAW-4860-KFRS	<div><div></div><div></div></div> 45	\$2642.42	\$2726.02	\$2723.86	\$2807.46
	72”(1829mm)	JDAW-4872-KFRS	<div><div></div><div></div></div> 45	2840.06	2932.90	2921.50	3014.34
29”(737mm) High, 30”(762mm) Deep Left/24”(610mm) Deep Right							
36”(914mm)	60”(1524mm)	JDAW-3660-KFRS	<div><div></div><div></div></div> 54	\$2434.28	\$2508.64	\$2506.42	\$2580.78
	72”(1829mm)	JDAW-3672-KFRS	<div><div></div><div></div></div> 54	2631.92	2715.52	2704.06	2787.66
48”(1219mm)	60”(1524mm)	JDAW-4860-KFRS	<div><div></div><div></div></div> 54	\$2631.92	\$2715.52	\$2704.06	\$2787.66
	72”(1829mm)	JDAW-4872-KFRS	<div><div></div><div></div></div> 54	2829.56	2922.40	2901.70	2994.54

X Series Extended Transitional Corners

Extended Transitional Wrap-Around Corner — Wood Top with Laminate Full End Panel



JDAW-KFLDLS  
(Left-Hand)

Features

- Includes wood top, laminate end panels, steel modesty panels, and hardware for assembly and attachment to adjoining caseload.
- Wood veneer top has 3mm edgeband on user edge and 1mm edgeband on sides and back.
- Modesty panels are available with or without scallop wireway for cable management; scallop is centered at top of modesty panel.
- Glides provide 1.5”(38mm) adjustment range.
- Field assembled.

Specification Tips

- Not for use as a stand-alone caseload. Half end panel must be attached to a return or bridge.
- Top has a 6”(152mm) depth difference at each end. Specify adjoining caseloads accordingly.
- Modesty panel height, cable management, and color selections apply to both modesty panels.
- When placing a mobile, attached, or suspended pedestal inside the corner, pedestal depth must be at least 6”(152mm) less than nominal depth of top. See table.

Corner/Pedestal Nominal Depths

Corner Depth	Pedestal Depth
18”(457mm)	N/A
24”(610mm)	18”(457mm)
30”(762mm)	24”(610mm)

To Order, Specify:

1) Product number, including:

1 Modesty Panel Height:

- B** 1/3 Height
- D** 3/4 Height, add \$61.70 list
- F** Full Height, add \$123.90 list

2 Modesty Panel Cable Management:

- N** No Scallop
- S** Scallop

- 2) Wood finish color for top.
- 3) Laminate color for end panels.
- 4) Edge trim color for end panels.
- 5) Trim color for modesty panels.

Width	Length	Number	①②	End Panels - Laminate A		End Panels - Laminate B	
				Modesty - Steel Trim A	Trim B	Modesty - Steel Trim A	Trim B
Left-Hand Configuration							
Top — Wood Group A							
29”(737mm) High, 18”(457mm) Deep Left/24”(610mm) Deep Right							
36”(914mm)	60”(1524mm)	JDAW-3660-KFLL	34	\$1990.64	\$2065.00	\$1990.64	\$2065.00
	72”(1829mm)	JDAW-3672-KFLL	34	2158.28	2241.88	2158.28	2241.88
48”(1219mm)	60”(1524mm)	JDAW-4860-KFLL	34	\$2158.28	\$2241.88	\$2158.28	\$2241.88
	72”(1829mm)	JDAW-4872-KFLL	34	2325.92	2418.76	2325.92	2418.76
29”(737mm) High, 24”(610mm) Deep Left/18”(457mm) Deep Right							
36”(914mm)	60”(1524mm)	JDAW-3660-KFLL	43	\$2001.14	\$2075.50	\$2001.14	\$2075.50
	72”(1829mm)	JDAW-3672-KFLL	43	2168.78	2252.38	2168.78	2252.38
48”(1219mm)	60”(1524mm)	JDAW-4860-KFLL	43	\$2168.78	\$2252.38	\$2168.78	\$2252.38
	72”(1829mm)	JDAW-4872-KFLL	43	2336.42	2429.26	2336.42	2429.26
29”(737mm) High, 24”(610mm) Deep Left/30”(762mm) Deep Right							
36”(914mm)	60”(1524mm)	JDAW-3660-KFLL	45	\$2061.62	\$2135.98	\$2061.62	\$2135.98
	72”(1829mm)	JDAW-3672-KFLL	45	2229.26	2312.86	2229.26	2312.86
48”(1219mm)	60”(1524mm)	JDAW-4860-KFLL	45	\$2229.26	\$2312.86	\$2229.26	\$2312.86
	72”(1829mm)	JDAW-4872-KFLL	45	2396.90	2489.74	2396.90	2489.74
29”(737mm) High, 30”(762mm) Deep Left/24”(610mm) Deep Right							
48”(1219mm)	60”(1524mm)	JDAW-4860-KFLL	54	\$2239.76	\$2323.36	\$2239.76	\$2323.36
	72”(1829mm)	JDAW-4872-KFLL	54	2407.40	2500.24	2407.40	2500.24
Top — Wood Group B							
29”(737mm) High, 18”(457mm) Deep Left/24”(610mm) Deep Right							
36”(914mm)	60”(1524mm)	JDAW-3660-KFLL	34	\$2150.06	\$2224.42	\$2150.06	\$2224.42
	72”(1829mm)	JDAW-3672-KFLL	34	2347.70	2431.30	2347.70	2431.30
48”(1219mm)	60”(1524mm)	JDAW-4860-KFLL	34	\$2347.70	\$2431.30	\$2347.70	\$2431.30
	72”(1829mm)	JDAW-4872-KFLL	34	2545.34	2638.18	2545.34	2638.18
29”(737mm) High, 24”(610mm) Deep Left/18”(457mm) Deep Right							
36”(914mm)	60”(1524mm)	JDAW-3660-KFLL	43	\$2160.56	\$2234.92	\$2160.56	\$2234.92
	72”(1829mm)	JDAW-3672-KFLL	43	2358.20	2441.80	2358.20	2441.80
48”(1219mm)	60”(1524mm)	JDAW-4860-KFLL	43	\$2358.20	\$2441.80	\$2358.20	\$2441.80
	72”(1829mm)	JDAW-4872-KFLL	43	2555.84	2648.68	2555.84	2648.68
29”(737mm) High, 24”(610mm) Deep Left/30”(762mm) Deep Right							
36”(914mm)	60”(1524mm)	JDAW-3660-KFLL	45	\$2231.72	\$2306.08	\$2231.72	\$2306.08
	72”(1829mm)	JDAW-3672-KFLL	45	2429.36	2512.96	2429.36	2512.96
48”(1219mm)	60”(1524mm)	JDAW-4860-KFLL	45	\$2429.36	\$2512.96	\$2429.36	\$2512.96
	72”(1829mm)	JDAW-4872-KFLL	45	2627.00	2719.84	2627.00	2719.84
29”(737mm) High, 30”(762mm) Deep Left/24”(610mm) Deep Right							
48”(1219mm)	60”(1524mm)	JDAW-4860-KFLL	54	\$2439.86	\$2523.46	\$2439.86	\$2523.46
	72”(1829mm)	JDAW-4872-KFLL	54	2637.50	2730.34	2637.50	2730.34

# X Series Extended Transitional Corners

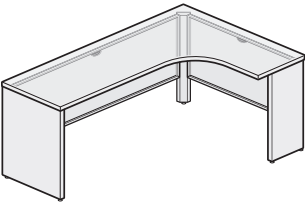
Extended Transitional Wrap-Around Corner — Wood Top with Laminate Full End Panel

Width	Length	Number	① ②	End Panels - Laminate A		End Panels - Laminate B	
				Modesty - Steel Trim A	Trim B	Modesty - Steel Trim A	Trim B
Right-Hand Configuration							
Top — Wood Group A							
29”(737mm) High, 18”(457mm) Deep Left/24”(610mm) Deep Right							
36”(914mm)	60”(1524mm)	JDAW-3660-KFRL	<div><div></div><div></div></div> 34	\$2001.14	\$2075.50	\$2001.14	\$2075.50
	72”(1829mm)	JDAW-3672-KFRL	<div><div></div><div></div></div> 34	2168.78	2252.38	2168.78	2252.38
48”(1219mm)	60”(1524mm)	JDAW-4860-KFRL	<div><div></div><div></div></div> 34	\$2168.78	\$2252.38	\$2168.78	\$2252.38
	72”(1829mm)	JDAW-4872-KFRL	<div><div></div><div></div></div> 34	2336.42	2429.26	2336.42	2429.26
29”(737mm) High, 24”(610mm) Deep Left/18”(457mm) Deep Right							
36”(914mm)	60”(1524mm)	JDAW-3660-KFRL	<div><div></div><div></div></div> 43	\$1990.64	\$2065.00	\$1990.64	\$2065.00
	72”(1829mm)	JDAW-3672-KFRL	<div><div></div><div></div></div> 43	2158.28	2241.88	2158.28	2241.88
48”(1219mm)	60”(1524mm)	JDAW-4860-KFRL	<div><div></div><div></div></div> 43	\$2158.28	\$2241.88	\$2158.28	\$2241.88
	72”(1829mm)	JDAW-4872-KFRL	<div><div></div><div></div></div> 43	2325.92	2418.76	2325.92	2418.76
29”(737mm) High, 24”(610mm) Deep Left/30”(762mm) Deep Right							
48”(1219mm)	60”(1524mm)	JDAW-4860-KFRL	<div><div></div><div></div></div> 45	\$2239.76	\$2323.36	\$2239.76	\$2323.36
	72”(1829mm)	JDAW-4872-KFRL	<div><div></div><div></div></div> 45	2407.40	2500.24	2407.40	2500.24
29”(737mm) High, 30”(762mm) Deep Left/24”(610mm) Deep Right							
36”(914mm)	60”(1524mm)	JDAW-3660-KFRL	<div><div></div><div></div></div> 54	\$2061.62	\$2135.98	\$2061.62	\$2135.98
	72”(1829mm)	JDAW-3672-KFRL	<div><div></div><div></div></div> 54	2229.26	2312.86	2229.26	2312.86
48”(1219mm)	60”(1524mm)	JDAW-4860-KFRL	<div><div></div><div></div></div> 54	\$2229.26	\$2312.86	\$2229.26	\$2312.86
	72”(1829mm)	JDAW-4872-KFRL	<div><div></div><div></div></div> 54	2396.90	2489.74	2396.90	2489.74
Top — Wood Group B							
29”(737mm) High, 18”(457mm) Deep Left/24”(610mm) Deep Right							
36”(914mm)	60”(1524mm)	JDAW-3660-KFRL	<div><div></div><div></div></div> 34	\$2160.56	\$2234.92	\$2160.56	\$2234.92
	72”(1829mm)	JDAW-3672-KFRL	<div><div></div><div></div></div> 34	2358.20	2441.80	2358.20	2441.80
48”(1219mm)	60”(1524mm)	JDAW-4860-KFRL	<div><div></div><div></div></div> 34	\$2358.20	\$2441.80	\$2358.20	\$2441.80
	72”(1829mm)	JDAW-4872-KFRL	<div><div></div><div></div></div> 34	2555.84	2648.68	2555.84	2648.68
29”(737mm) High, 24”(610mm) Deep Left/18”(457mm) Deep Right							
36”(914mm)	60”(1524mm)	JDAW-3660-KFRL	<div><div></div><div></div></div> 43	\$2150.06	\$2224.42	\$2150.06	\$2224.42
	72”(1829mm)	JDAW-3672-KFRL	<div><div></div><div></div></div> 43	2347.70	2431.30	2347.70	2431.30
48”(1219mm)	60”(1524mm)	JDAW-4860-KFRL	<div><div></div><div></div></div> 43	\$2347.70	\$2431.30	\$2347.70	\$2431.30
	72”(1829mm)	JDAW-4872-KFRL	<div><div></div><div></div></div> 43	2545.34	2638.18	2545.34	2638.18
29”(737mm) High, 24”(610mm) Deep Left/30”(762mm) Deep Right							
48”(1219mm)	60”(1524mm)	JDAW-4860-KFRL	<div><div></div><div></div></div> 45	\$2439.86	\$2523.46	\$2439.86	\$2523.46
	72”(1829mm)	JDAW-4872-KFRL	<div><div></div><div></div></div> 45	2637.50	2730.34	2637.50	2730.34
29”(737mm) High, 30”(762mm) Deep Left/24”(610mm) Deep Right							
36”(914mm)	60”(1524mm)	JDAW-3660-KFRL	<div><div></div><div></div></div> 54	\$2231.72	\$2306.08	\$2231.72	\$2306.08
	72”(1829mm)	JDAW-3672-KFRL	<div><div></div><div></div></div> 54	2429.36	2512.96	2429.36	2512.96
48”(1219mm)	60”(1524mm)	JDAW-4860-KFRL	<div><div></div><div></div></div> 54	\$2429.36	\$2512.96	\$2429.36	\$2512.96
	72”(1829mm)	JDAW-4872-KFRL	<div><div></div><div></div></div> 54	2627.00	2719.84	2627.00	2719.84



X Series Extended Transitional Corners

Extended Transitional Wrap-Around Corner — Wood Top with Wood Full End Panel



JDAW-KFLWDS  
(Left-Hand)

Features

- Includes wood top, wood end panels, steel modesty panels, and hardware for assembly and attachment to adjoining caseload.
- Wood veneer top has 3mm edgeband on user edge and 1mm edgeband on sides and back.
- Modesty panels are available with or without scallop wireway for cable management; scallop is centered at top of modesty panel.
- Glides provide 1.5”(38mm) adjustment range.
- Field assembled.

Specification Tips

- Not for use as a stand-alone caseload. Half end panel must be attached to a return or bridge.
- Top has a 6”(152mm) depth difference at each end. Specify adjoining caseloads accordingly.
- Modesty panel height, cable management, and color selections apply to both modesty panels.
- When placing a mobile, attached, or suspended pedestal inside the corner, pedestal depth must be at least 6”(152mm) less than nominal depth of top. See table.

Corner/Pedestal Nominal Depths

Corner Depth	Pedestal Depth
18”(457mm)	N/A
24”(610mm)	18”(457mm)
30”(762mm)	24”(610mm)

To Order, Specify:

1) Product number, including:

1 Modesty Panel Height:

- B** 1/3 Height
- D** 3/4 Height, add \$61.70 list
- F** Full Height, add \$123.90 list

2 Modesty Panel Cable Management:

- N** No Scallop
- S** Scallop

- 2) Wood finish color for top.
- 3) Wood finish color for end panels.
- 4) Trim color for modesty panels.

Width	Length	Number	12	End Panels - Wood Group A		End Panels - Wood Group B	
				Modesty - Steel Trim A	Trim B	Modesty - Steel Trim A	Trim B
Left-Hand Configuration							
Top — Wood Group A							
29”(737mm) High, 18”(457mm) Deep Left/24”(610mm) Deep Right							
36”(914mm)	60”(1524mm)	JDAW-3660-KFLW	34	\$2307.28	\$2381.64	\$2466.02	\$2540.38
	72”(1829mm)	JDAW-3672-KFLW	34	2474.92	2558.52	2633.66	2717.26
48”(1219mm)	60”(1524mm)	JDAW-4860-KFLW	34	2474.92	2558.52	2633.66	2717.26
	72”(1829mm)	JDAW-4872-KFLW	34	2642.56	2735.40	2801.30	2894.14
29”(737mm) High, 24”(610mm) Deep Left/18”(457mm) Deep Right							
36”(914mm)	60”(1524mm)	JDAW-3660-KFLW	43	\$2317.78	\$2392.14	\$2478.44	\$2552.80
	72”(1829mm)	JDAW-3672-KFLW	43	2485.42	2569.02	2646.08	2729.68
48”(1219mm)	60”(1524mm)	JDAW-4860-KFLW	43	2485.42	2569.02	2646.08	2729.68
	72”(1829mm)	JDAW-4872-KFLW	43	2653.06	2745.90	2813.72	2906.56
29”(737mm) High, 24”(610mm) Deep Left/30”(762mm) Deep Right							
36”(914mm)	60”(1524mm)	JDAW-3660-KFLW	45	\$2378.26	\$2452.62	\$2538.92	\$2613.28
	72”(1829mm)	JDAW-3672-KFLW	45	2545.90	2629.50	2706.56	2790.16
48”(1219mm)	60”(1524mm)	JDAW-4860-KFLW	45	2545.90	2629.50	2706.56	2790.16
	72”(1829mm)	JDAW-4872-KFLW	45	2713.54	2806.38	2874.20	2967.04
29”(737mm) High, 30”(762mm) Deep Left/24”(610mm) Deep Right							
48”(1219mm)	60”(1524mm)	JDAW-4860-KFLW	54	\$2556.40	\$2640.00	\$2718.98	\$2802.58
	72”(1829mm)	JDAW-4872-KFLW	54	2724.04	2816.88	2886.62	2979.46
Top — Wood Group B							
29”(737mm) High, 18”(457mm) Deep Left/24”(610mm) Deep Right							
36”(914mm)	60”(1524mm)	JDAW-3660-KFLW	34	\$2466.70	\$2541.06	\$2625.44	\$2699.80
	72”(1829mm)	JDAW-3672-KFLW	34	2664.34	2747.94	2823.08	2906.68
48”(1219mm)	60”(1524mm)	JDAW-4860-KFLW	34	2664.34	2747.94	2823.08	2906.68
	72”(1829mm)	JDAW-4872-KFLW	34	2861.98	2954.82	3020.72	3113.56
29”(737mm) High, 24”(610mm) Deep Left/18”(457mm) Deep Right							
36”(914mm)	60”(1524mm)	JDAW-3660-KFLW	43	\$2477.20	\$2551.56	\$2637.86	\$2712.22
	72”(1829mm)	JDAW-3672-KFLW	43	2674.84	2758.44	2835.50	2919.10
48”(1219mm)	60”(1524mm)	JDAW-4860-KFLW	43	2674.84	2758.44	2835.50	2919.10
	72”(1829mm)	JDAW-4872-KFLW	43	2872.48	2965.32	3033.14	3125.98
29”(737mm) High, 24”(610mm) Deep Left/30”(762mm) Deep Right							
36”(914mm)	60”(1524mm)	JDAW-3660-KFLW	45	\$2548.36	\$2622.72	\$2709.02	\$2783.38
	72”(1829mm)	JDAW-3672-KFLW	45	2746.00	2829.60	2906.66	2990.26
48”(1219mm)	60”(1524mm)	JDAW-4860-KFLW	45	2746.00	2829.60	2906.66	2990.26
	72”(1829mm)	JDAW-4872-KFLW	45	2943.64	3036.48	3104.30	3197.14
29”(737mm) High, 30”(762mm) Deep Left/24”(610mm) Deep Right							
48”(1219mm)	60”(1524mm)	JDAW-4860-KFLW	54	\$2756.50	\$2840.10	\$2919.08	\$3002.68
	72”(1829mm)	JDAW-4872-KFLW	54	2954.14	3046.98	3116.72	3209.56



# X Series Extended Transitional Corners

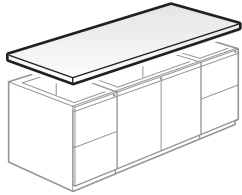
Extended Transitional Wrap-Around Corner — Wood Top with Wood Full End Panel

Width	Length	Number	①②	End Panels - Wood Group A		End Panels - Wood Group B	
				Modesty - Steel Trim A	Trim B	Modesty - Steel Trim A	Trim B
Right-Hand Configuration							
Top — Wood Group A							
29”(737mm) High, 18”(457mm) Deep Left/24”(610mm) Deep Right							
36”(914mm)	60”(1524mm)	JDAW-3660-KFRW	<div><div></div><div></div><div></div></div> 34	\$2317.78	\$2392.14	\$2478.44	\$2552.80
	72”(1829mm)	JDAW-3672-KFRW	<div><div></div><div></div><div></div></div> 34	2485.42	2569.02	2646.08	2729.68
48”(1219mm)	60”(1524mm)	JDAW-4860-KFRW	<div><div></div><div></div><div></div></div> 34	\$2485.42	\$2569.02	\$2646.08	\$2729.68
	72”(1829mm)	JDAW-4872-KFRW	<div><div></div><div></div><div></div></div> 34	2653.06	2745.90	2813.72	2906.56
29”(737mm) High, 24”(610mm) Deep Left/18”(457mm) Deep Right							
36”(914mm)	60”(1524mm)	JDAW-3660-KFRW	<div><div></div><div></div><div></div></div> 43	\$2307.28	\$2381.64	\$2466.02	\$2540.38
	72”(1829mm)	JDAW-3672-KFRW	<div><div></div><div></div><div></div></div> 43	2474.92	2558.52	2633.66	2717.26
48”(1219mm)	60”(1524mm)	JDAW-4860-KFRW	<div><div></div><div></div><div></div></div> 43	\$2474.92	\$2558.52	\$2633.66	\$2717.26
	72”(1829mm)	JDAW-4872-KFRW	<div><div></div><div></div><div></div></div> 43	2642.56	2735.40	2801.30	2894.14
29”(737mm) High, 24”(610mm) Deep Left/30”(762mm) Deep Right							
48”(1219mm)	60”(1524mm)	JDAW-4860-KFRW	<div><div></div><div></div><div></div></div> 45	\$2556.40	\$2640.00	\$2718.98	\$2802.58
	72”(1829mm)	JDAW-4872-KFRW	<div><div></div><div></div><div></div></div> 45	2724.04	2816.88	2886.62	2979.46
29”(737mm) High, 30”(762mm) Deep Left/24”(610mm) Deep Right							
36”(914mm)	60”(1524mm)	JDAW-3660-KFRW	<div><div></div><div></div><div></div></div> 54	\$2378.26	\$2452.62	\$2538.92	\$2613.28
	72”(1829mm)	JDAW-3672-KFRW	<div><div></div><div></div><div></div></div> 54	2545.90	2629.50	2706.56	2790.16
48”(1219mm)	60”(1524mm)	JDAW-4860-KFRW	<div><div></div><div></div><div></div></div> 54	\$2545.90	\$2629.50	\$2706.56	\$2790.16
	72”(1829mm)	JDAW-4872-KFRW	<div><div></div><div></div><div></div></div> 54	2713.54	2806.38	2874.20	2967.04
Top — Wood Group B							
29”(737mm) High, 18”(457mm) Deep Left/24”(610mm) Deep Right							
36”(914mm)	60”(1524mm)	JDAW-3660-KFRW	<div><div></div><div></div><div></div></div> 34	\$2477.20	\$2551.56	\$2637.86	\$2712.22
	72”(1829mm)	JDAW-3672-KFRW	<div><div></div><div></div><div></div></div> 34	2674.84	2758.44	2835.50	2919.10
48”(1219mm)	60”(1524mm)	JDAW-4860-KFRW	<div><div></div><div></div><div></div></div> 34	\$2674.84	\$2758.44	\$2835.50	\$2919.10
	72”(1829mm)	JDAW-4872-KFRW	<div><div></div><div></div><div></div></div> 34	2872.48	2965.32	3033.14	3125.98
29”(737mm) High, 24”(610mm) Deep Left/18”(457mm) Deep Right							
36”(914mm)	60”(1524mm)	JDAW-3660-KFRW	<div><div></div><div></div><div></div></div> 43	\$2466.70	\$2541.06	\$2625.44	\$2699.80
	72”(1829mm)	JDAW-3672-KFRW	<div><div></div><div></div><div></div></div> 43	2664.34	2747.94	2823.08	2906.68
48”(1219mm)	60”(1524mm)	JDAW-4860-KFRW	<div><div></div><div></div><div></div></div> 43	\$2664.34	\$2747.94	\$2823.08	\$2906.68
	72”(1829mm)	JDAW-4872-KFRW	<div><div></div><div></div><div></div></div> 43	2861.98	2954.82	3020.72	3113.56
29”(737mm) High, 24”(610mm) Deep Left/30”(762mm) Deep Right							
48”(1219mm)	60”(1524mm)	JDAW-4860-KFRW	<div><div></div><div></div><div></div></div> 45	\$2756.50	\$2840.10	\$2919.08	\$3002.68
	72”(1829mm)	JDAW-4872-KFRW	<div><div></div><div></div><div></div></div> 45	2954.14	3046.98	3116.72	3209.56
29”(737mm) High, 30”(762mm) Deep Left/24”(610mm) Deep Right							
36”(914mm)	60”(1524mm)	JDAW-3660-KFRW	<div><div></div><div></div><div></div></div> 54	\$2548.36	\$2622.72	\$2709.02	\$2783.38
	72”(1829mm)	JDAW-3672-KFRW	<div><div></div><div></div><div></div></div> 54	2746.00	2829.60	2906.66	2990.26
48”(1219mm)	60”(1524mm)	JDAW-4860-KFRW	<div><div></div><div></div><div></div></div> 54	\$2746.00	\$2829.60	\$2906.66	\$2990.26
	72”(1829mm)	JDAW-4872-KFRW	<div><div></div><div></div><div></div></div> 54	2943.64	3036.48	3104.30	3197.14

## X Series Credenza Tops

Credenza Top – Laminate and Wood

Depth	Width	Number	Laminate A	B
<b>Laminate Credenza Top</b>				
24"(610mm)	60"(1524mm)	JDSL-2460-JNNN	<b>\$700.57</b>	<b>700.57</b>
	66"(1676mm)	JDSL-2466-JNNN	<b>761.96</b>	<b>761.96</b>
	72"(1829mm)	JDSL-2472-JNNN	<b>805.81</b>	<b>805.81</b>
	78"(1981mm)	JDSL-2478-JNNN	<b>858.43</b>	<b>858.43</b>
	84"(2134mm)	JDSL-2484-JNNN	<b>911.05</b>	<b>911.05</b>



JDSL

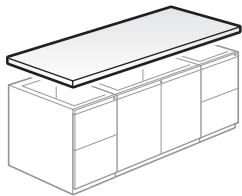
### Product Features

- Includes laminate top and attachment hardware.
- High pressure laminate top has 3mm edgeband on front and sides, 1mm edgeband on back.

### To Order, Specify:

- 1) Product number.
- 2) Laminate color for top.
- 3) Edge trim color for top.

Depth	Width	Number	Wood Group A	Group B
<b>Wood Credenza Top</b>				
24"(610mm)	60"(1524mm)	JDSW-2460-KNNN	<b>\$ 981.37</b>	<b>1093.30</b>
	66"(1676mm)	JDSW-2466-KNNN	<b>1042.76</b>	<b>1165.68</b>
	72"(1829mm)	JDSW-2472-KNNN	<b>1086.61</b>	<b>1217.38</b>
	78"(1981mm)	JDSW-2478-KNNN	<b>1139.23</b>	<b>1279.42</b>
	84"(2134mm)	JDSW-2484-KNNN	<b>1191.85</b>	<b>1341.46</b>



JDSW

### Product Features

- Includes wood top and attachment hardware.
- Wood veneer top has 3mm edgeband on user and guest edge, and 1mm edgeband on sides.

### To Order, Specify:

- 1) Product number.
- 2) Wood finish color for top.

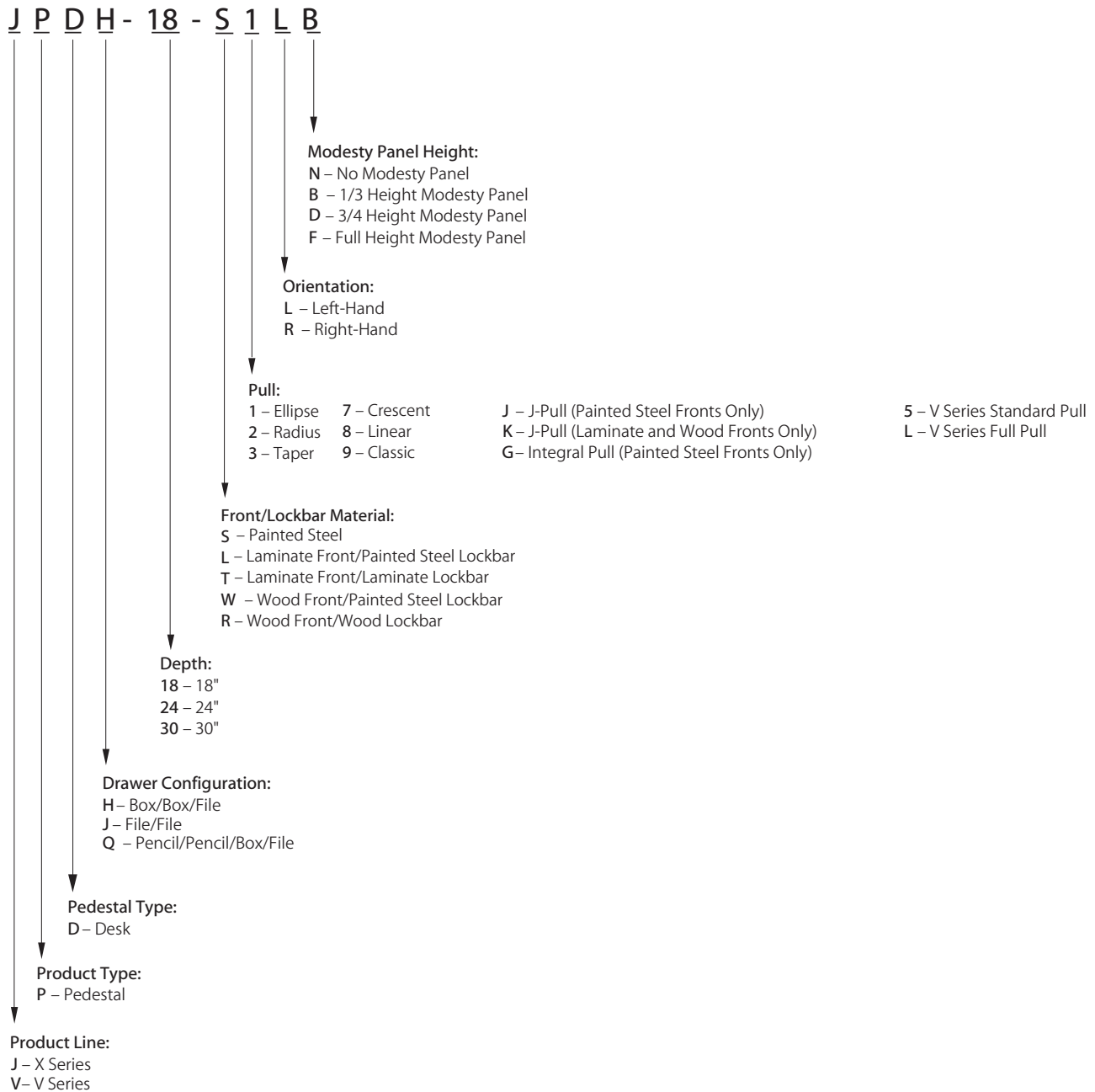
### Common Product Features

- Attaches to separately specified X Series attached lateral file(s), attached storage cabinets, attached combination units, and/or attached pedestals to create a credenza.

### Specification Tips

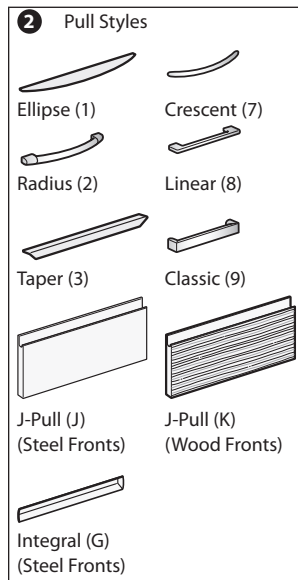
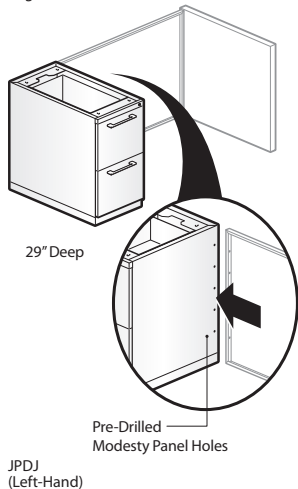
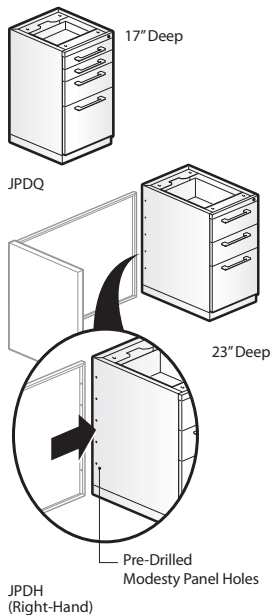
- Not for use with X Series Desk Pedestals; modesty panel mounting holes on the side of the desk pedestal will be visible.
- Not for use with X Series Freestanding Files; storage tops are included with freestanding caseloads.
- Designing a storage credenza with attached storage pieces less than 24"(610mm) deep will result in an overhang at the back of the credenza top.
- When using attached pedestals the recommended nominal depth is 24"(610mm) to minimize overhang of the top. The actual depth of a 24"(610mm) deep attached pedestal is greater than other storage pieces; the recommended application is to place the pedestal(s) at the end(s) of the credenza to conceal the depth difference. 18"(457mm) nominal depth pedestals are less deep than other storage pieces and therefore not recommended.
- For a storage credenza with attached pedestals and lateral files, specify a proud front attached lateral (not inset front) to match the pedestal front.
- When designing a credenza to support a Vertical Storage Unit, both ends of credenza must be 24"(610mm) deep attached pedestals.

# X Series and V Series Desk Pedestals — Catalog Logic



# X Series and V Series Desk Pedestals

## X Series Desk Pedestal



### Features

- Includes steel pedestal and attachment hardware.
- Pedestal with pencil drawers and/or box drawers includes a single pencil tray.
- Box drawers include one divider in each drawer.
- File drawers include one compressor in each drawer.
- Drawer front options include steel, laminate, or wood.
- Laminate fronts can be specified with a painted steel or laminate lockbar.
- Wood fronts can be specified with a painted steel or wood lockbar.
- Optional drawer pulls include Ellipse, Radius, Taper, Crescent, Linear, Classic, J-Pull and Integral.
  - Integral pull (G) available with steel fronts only
  - Ellipse pull available in non-metallic trim colors only
  - Radius pull available in metallic trim colors only
  - Taper, J-Pull and integral pull trim color matches case trim color
  - Crescent, Linear and Classic pulls are brushed nickel finish
- Drawers have full extension steel ball-bearing slides.
- Drawer interiors and accessories are black finish color.
- Single lock secures all drawers.
- Lock plug is available in black or chrome.
- For lock options, refer to Lock Program section of the Accessories Price List.
- Glides provide 1"(25mm) adjustment range.

### Specification Tips

- For use with X Series Casegoods only.
- Desk pedestals are pre-drilled when specified to accept a casegood modesty panel; holes are located on the left side of a right-hand pedestal, and on the right side of a left-hand pedestal.
- Pedestal orientation can be field-changed from left to right or right to left. Order hole plugs (qty. 8) from eParts to cover exposed mounting holes.
- When specifying pedestals for standard rectangular or standard bow top desks, nominal depth of pedestal must match nominal depth of desk top. When specifying pedestals for executive rectangular or executive bow top desks, nominal depth of pedestal must be 6"(152mm) less than nominal depth of desk top. See table.

### Desk/Pedestal Nominal Depths Standard Rectangular and Standard Bow Top Desks

Desk Depth	Pedestal Depth
24"(610mm)	24"(610mm)
30"(762mm)	30"(762mm)

### Executive Rectangular and Executive Bow Top Desks

Desk Depth	Pedestal Depth
30"(762mm)	24"(610mm)
36"(914mm)	30"(762mm)

### To Order, Specify:

#### Painted Steel Drawer Fronts

- 1) Product number, including:

#### 1 Front/Lockbar Option:

- S** Painted steel fronts/painted steel lockbar

#### 2 Pull (see side bar):

#### 3 Orientation:

- L** Left-hand  
**R** Right-hand

#### 4 Casegood Modesty Panel Height:

- N** No Modesty Panel (double pedestal desk only)  
**B** 1/3 Height  
**D** 3/4 Height  
**F** Full Height

- 2) Trim color for drawer fronts and case.

### To Order, Specify (cont'd):

- 3) Trim color for pull (Ellipse and Radius only).
  - Ellipse (Non-metallic trim colors only)
  - Radius (Metallic trim colors only; Metallic trim on pull is included in price.)

- 4) Trim color for lock plug.

### Laminate Drawer Fronts

- 1) Product number, including:

#### 1 Front/Lockbar Option:

- L** Laminate fronts/painted steel lockbar  
**T** Laminate fronts/laminate lockbar, add \$48.69 list

#### 2 Pull (see side bar):

#### 3 Orientation:

- L** Left-hand  
**R** Right-hand

#### 4 Casegood Modesty Panel Height:

- N** No Modesty Panel (double pedestal desk only)  
**B** 1/3 Height  
**D** 3/4 Height  
**F** Full Height

- 2) Trim color for case.

- 3) Trim color for pull (Ellipse and Radius only).
  - Ellipse (Non-metallic trim colors only)
  - Radius (Metallic trim colors only; Metallic trim on pull is included in price.)

- 4) Laminate color for drawer fronts.
- 5) Edge trim color for drawer fronts.
- 6) Trim color for lock plug.

### Wood Drawer Fronts

- 1) Product number, including:

#### 1 Front/Lockbar Option:

- W** Wood fronts/painted steel lockbar  
**R** Wood fronts/wood lockbar, add \$95.01 list

#### 2 Pull (see side bar):

#### 3 Orientation:

- L** Left-hand  
**R** Right-hand

#### 4 Casegood Modesty Panel Height:

- N** No Modesty Panel (double pedestal desk only)  
**B** 1/3 Height  
**D** 3/4 Height  
**F** Full Height

- 2) Trim color for case.

- 3) Trim color for pull (Ellipse and Radius only).
  - Ellipse (Non-metallic trim colors only)
  - Radius (Metallic trim colors only; Metallic trim on pull is included in price.)

- 4) Wood finish color for drawer fronts.
- 5) Trim color for lock plug.

# X Series and V Series Desk Pedestals







X Series Desk Pedestal

Actual Depth	Actual Width	Pull	Number					Drawer Fronts - Laminate A		Drawer Fronts - Laminate B		Drawer Fronts - Wood Group A		Drawer Fronts - Wood Group B			
				1	2	3	4	Trim A	Trim B	Trim A	Trim B	Trim A	Trim B	Trim A	Trim B		
27.5"(699mm) High — Pencil/Pencil/Box/File																	
17" (432mm)	15" (381mm)	1	JPDQ-18-	1				\$ 748.22	\$ 813.54	\$ 964.37	\$1029.69	\$ 964.37	\$1029.69	\$1173.39	\$1238.71	\$1199.53	\$1264.85
		J	JPDQ-18-		J			748.22	813.54	N/A	N/A	N/A	N/A	N/A	N/A	N/A	N/A
		2, 3, G*	JPDQ-18-					866.98	932.30	1083.13	1148.45	1083.13	1148.45	1292.15	1357.47	1318.29	1383.61
		7, 8, 9	JPDQ-18-					895.54	960.86	1111.69	1177.01	1111.69	1177.01	1320.71	1386.03	1346.85	1412.17
		K	JPDQ-18-		K			N/A	N/A	1249.41	1314.73	1249.41	1314.73	1458.43	1523.75	1484.57	1549.89
23" (584mm)	15" (381mm)	1	JPDQ-24-	1				\$ 777.91	\$ 852.74	\$ 994.06	\$1068.89	\$ 994.06	\$1068.89	\$1203.08	\$1277.91	\$1229.22	\$1304.05
		J	JPDQ-24-		J			777.91	852.74	N/A	N/A	N/A	N/A	N/A	N/A	N/A	N/A
		2, 3, G*	JPDQ-24-					896.67	971.50	1112.82	1187.65	1112.82	1187.65	1321.84	1396.67	1347.98	1422.81
		7, 8, 9	JPDQ-24-					925.23	1000.06	1141.38	1216.21	1141.38	1216.21	1350.40	1425.23	1376.54	1451.37
		K	JPDQ-24-		K			N/A	N/A	1279.10	1353.93	1279.10	1353.93	1488.12	1562.95	1514.26	1589.09
29" (737mm)	15" (381mm)	1	JPDQ-30-	1				\$ 855.98	\$ 940.32	\$1072.13	\$1156.47	\$1072.13	\$1156.47	\$1281.15	\$1365.49	\$1307.29	\$1391.63
		J	JPDQ-30-		J			855.98	940.32	N/A	N/A	N/A	N/A	N/A	N/A	N/A	N/A
		2, 3, G*	JPDQ-30-					974.74	1059.08	1190.89	1275.23	1190.89	1275.23	1399.91	1484.25	1426.05	1510.39
		7, 8, 9	JPDQ-30-					1003.30	1087.64	1219.45	1303.79	1219.45	1303.79	1428.47	1512.81	1454.61	1538.95
		K	JPDQ-30-		K			N/A	N/A	1357.17	1441.51	1357.17	1441.51	1566.19	1650.53	1592.33	1676.67
27.5"(699mm) High — Box/Box/File																	
17" (432mm)	15" (381mm)	1	JPDH-18-	1				\$ 631.83	\$ 697.15	\$ 809.98	\$ 875.30	\$ 809.98	\$ 875.30	\$ 983.37	\$1048.69	\$1011.87	\$1077.19
		J	JPDH-18-		J			631.83	697.15	N/A	N/A	N/A	N/A	N/A	N/A	N/A	N/A
		2, 3, G*	JPDH-18-					720.90	786.22	899.05	964.37	899.05	964.37	1072.44	1137.76	1100.94	1166.26
		7, 8, 9	JPDH-18-					742.32	807.64	920.47	985.79	920.47	985.79	1093.86	1159.18	1122.36	1187.68
		K	JPDH-18-		K			N/A	N/A	1023.76	1089.08	1023.76	1089.08	1197.15	1262.47	1225.65	1290.97
23" (584mm)	15" (381mm)	1	JPDH-24-	1				\$ 661.52	\$ 736.35	\$ 839.67	\$ 914.50	\$ 839.67	\$ 914.50	\$1013.06	\$1087.89	\$1041.56	\$1116.39
		J	JPDH-24-		J			661.52	736.35	N/A	N/A	N/A	N/A	N/A	N/A	N/A	N/A
		2, 3, G*	JPDH-24-					750.59	825.42	928.74	1003.57	928.74	1003.57	1102.13	1176.96	1130.63	1205.46
		7, 8, 9	JPDH-24-					772.01	846.84	950.16	1024.99	950.16	1024.99	1123.55	1198.38	1152.05	1226.88
		K	JPDH-24-		K			N/A	N/A	1053.45	1128.28	1053.45	1128.28	1226.84	1301.67	1255.34	1330.17
29" (737mm)	15" (381mm)	1	JPDH-30-	1				\$ 691.21	\$ 775.55	\$ 869.36	\$ 953.70	\$ 869.36	\$ 953.70	\$1042.75	\$1127.09	\$1071.25	\$1155.59
		J	JPDH-30-		J			691.21	775.55	N/A	N/A	N/A	N/A	N/A	N/A	N/A	N/A
		2, 3, G*	JPDH-30-					780.28	864.62	958.43	1042.77	958.43	1042.77	1131.82	1216.16	1160.32	1244.66
		7, 8, 9	JPDH-30-					801.70	886.04	979.85	1064.19	979.85	1064.19	1153.24	1237.58	1181.74	1266.08
		K	JPDH-30-		K			N/A	N/A	1083.14	1167.48	1083.14	1167.48	1256.53	1340.87	1285.03	1369.37
27.5"(699mm) High — File/File																	
17" (432mm)	15" (381mm)	1	JPDJ-18-	1				\$ 590.27	\$ 655.59	\$ 757.73	\$ 823.05	\$ 757.73	\$ 823.05	\$ 919.24	\$ 984.56	\$ 947.75	\$1013.07
		J	JPDJ-18-		J			590.27	655.59	N/A	N/A	N/A	N/A	N/A	N/A	N/A	N/A
		2, 3, G*	JPDJ-18-					649.65	714.97	817.11	882.43	817.11	882.43	978.62	1043.94	1007.13	1072.45
		7, 8, 9	JPDJ-18-					663.93	729.25	831.39	896.71	831.39	896.71	992.90	1058.22	1021.41	1086.73
		K	JPDJ-18-		K			N/A	N/A	900.25	965.57	900.25	965.57	1061.76	1127.08	1090.27	1155.59
23" (584mm)	15" (381mm)	1	JPDJ-24-	1				\$ 619.96	\$ 694.79	\$ 787.42	\$ 862.25	\$ 787.42	\$ 862.25	\$ 948.93	\$1023.76	\$ 977.44	\$1052.27
		J	JPDJ-24-		J			619.96	\$ 694.79	N/A	N/A	N/A	N/A	N/A	N/A	N/A	N/A
		2, 3, G*	JPDJ-24-					679.34	754.17	846.80	921.63	846.80	921.63	1008.31	1083.14	1036.82	1111.65
		7, 8, 9	JPDJ-24-					693.62	768.45	861.08	935.91	861.08	935.91	1022.59	1097.42	1051.10	1125.93
		K	JPDJ-24-		K			N/A	N/A	929.94	1004.77	929.94	1004.77	1091.45	1166.28	1119.96	1194.79
29" (737mm)	15" (381mm)	1	JPDJ-30-	1				\$ 649.65	\$ 733.99	\$ 817.11	\$ 901.45	\$ 817.11	\$ 901.45	\$ 978.62	\$1062.96	\$1007.13	\$1091.47
		J	JPDJ-30-		J			649.65	733.99	N/A	N/A	N/A	N/A	N/A	N/A	N/A	N/A
		2, 3, G*	JPDJ-30-					709.03	793.37	876.49	960.83	876.49	960.83	1038.00	1122.34	1066.51	1150.85
		7, 8, 9	JPDJ-30-					723.31	807.65	890.77	975.11	890.77	975.11	1052.28	1136.62	1080.79	1165.13
		K	JPDJ-30-		K			N/A	N/A	959.63	1043.97	959.63	1043.97	1121.14	1205.48	1149.65	1233.99

\*G-Pull not available on laminate or wood drawer fronts.

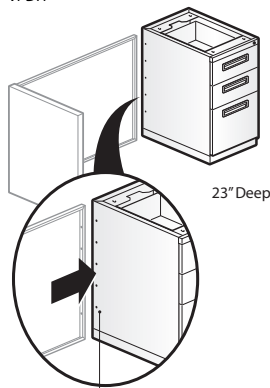
# X Series and V Series Desk Pedestals

## V Series Desk Pedestal

Actual Height	Actual Width	Number <sup>①②③</sup>	Drawer Fronts - Steel	
			Case - Steel Trim A	Trim B
27.5”(699mm) High — Box/Box/File				
17”(432mm)	15”(381mm)	VPDH-18-S 	\$517.28	\$585.87
23”(584mm)	15”(381mm)	VPDH-24-S 	548.63	629.69
29”(737mm)	15”(381mm)	VPDH-30-S 	598.74	692.27
27.5”(699mm) High — File/File				
17”(432mm)	15”(381mm)	VPDJ-18-S 	\$481.93	\$550.52
23”(584mm)	15”(381mm)	VPDJ-24-S 	513.28	594.34
29”(737mm)	15”(381mm)	VPDJ-30-S 	563.39	656.92

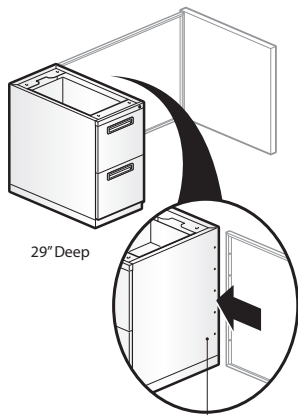


VPDH



Pre-Drilled Modesty Panel Holes

VPDH Right-Hand



Pre-Drilled Modesty Panel Holes

VPDJ Left-Hand

### Features

- Includes steel pedestal and attachment hardware.
- Optional drawer pulls include Standard or Full pull.
  - Standard pull available in non-metallic trim colors only
  - Full pull trim color matches case trim color
- Drawers have full extension steel ball-bearing slides.
- Drawer interiors and accessories are black finish color.
- Single lock secures all drawers.
- Lock plug is available in black or chrome.
- For lock options, refer to Lock Program section of the Accessories Price List.
- Glides provide 1"(25mm) adjustment range.

### Specification Tips

- For use with V Series Caseloads only.
- Desk pedestals are pre-drilled when specified to accept a caseload modesty panel; holes are located on the left side of a right-hand pedestal, and on the right side of a left-hand pedestal.
- File drawer(s) accommodate front-to-back filing of letter-size suspended file folders. For side-to-side filing of legal-size suspended file folders, order Filing Kits (VPL1-12, VPL2-12) separately.
- Pedestal orientation can be field-changed from left to right or right to left. Order hole plugs (qty. 8) from eParts to cover exposed mounting holes.
- When specifying pedestals for standard rectangular or standard bow top desks, nominal depth of pedestal must match nominal depth of desk top. When specifying pedestals for executive rectangular or executive bow top desks, nominal depth of pedestal must be 6"(152mm) less than nominal depth of desk top. See table.

### Desk/Pedestal Nominal Depths

#### Standard Rectangular and Standard Bow Top Desks

Desk Depth	Pedestal Depth
24"(610mm)	24"(610mm)
30"(762mm)	30"(762mm)

#### Executive Rectangular and Executive Bow Top Desks

Desk Depth	Pedestal Depth
30"(762mm)	24"(610mm)
36"(914mm)	30"(762mm)

### To Order, Specify:

- 1) Product number, including:

#### ① Pull (see side bar):

- S** Standard pull
- L** Full pull

#### ② Orientation:

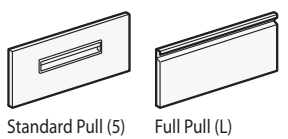
- L** Left-hand
- R** Right-hand

#### ③ Caseload Modesty Panel Height:

- N** No Modesty Panel (double pedestal desk only)
- B** 1/3 Height
- D** 3/4 Height
- F** Full Height

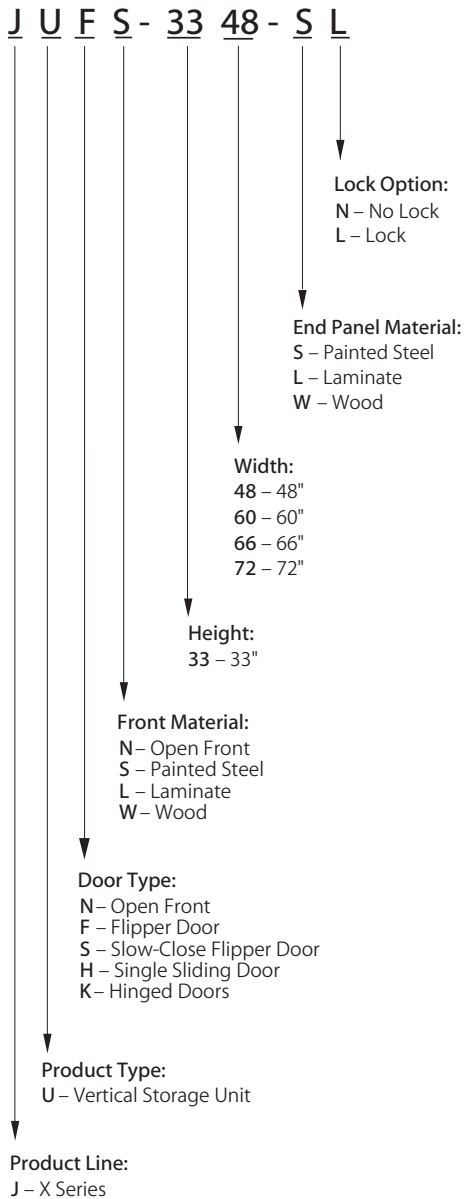
- 2) Trim color for drawer fronts and case.
- 3) Trim color for standard pull (non-metallic colors only).
- 4) Trim color for lock plug.

### ① Pull Styles





# X Series Vertical Storage Units — Catalog Logic



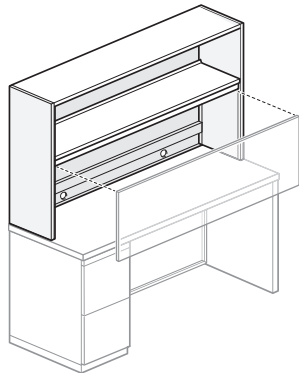
# X Series Vertical Storage Units

## Open Front Vertical Storage Unit

Actual Height	Actual Depth	Width	Number	Top, Shelf & End Panels - Steel	
				Trim A	Trim B
Open Front Vertical Storage Unit, Steel End Panels					
34.25”(870mm)	13.625”(346mm)	48”(1219mm)	JUNN-3348-SN	\$1031.72	\$1124.71
		60”(1524mm)	JUNN-3360-SN	1083.20	1176.19
		66”(1676mm)	JUNN-3366-SN	1108.94	1201.93
		72”(1829mm)	JUNN-3372-SN	1134.68	1227.67

Actual Height	Actual Depth	Width	Number	Top & Shelf - Steel Trim A		Top & Shelf - Steel Trim B	
				End Panels - Laminate A	B	End Panels - Laminate A	B
Open Front Vertical Storage Unit, Laminate End Panels							
34.25"(870mm)	13.625"(346mm)	48"(1219mm)	JUNN-3348-LN	\$1031.72	\$1098.97	\$1031.72	\$1098.97
		60"(1524mm)	JUNN-3360-LN	1083.20	1150.45	1083.20	1150.45
		66"(1676mm)	JUNN-3366-LN	1108.94	1176.19	1108.94	1176.19
		72"(1829mm)	JUNN-3372-LN	1134.68	1201.93	1134.68	1201.93

Actual Height	Actual Depth	Width	Number	Top & Shelf - Steel Trim A		Top & Shelf - Steel Trim B	
				End Panels - Wood Group A	Group B	End Panels - Wood Group A	Group B
Open Front Vertical Storage Unit, Wood End Panels							
34.25"(870mm)	13.625"(346mm)	48"(1219mm)	JUNN-3348-WN	\$1349.89	\$1417.14	\$1406.54	\$1473.79
		60"(1524mm)	JUNN-3360-WN	1401.37	1468.62	1458.02	1525.27
		66"(1676mm)	JUNN-3366-WN	1427.11	1494.36	1483.76	1551.01
		72"(1829mm)	JUNN-3372-WN	1452.85	1520.10	1509.50	1576.75



JUNN

### Features

- Includes steel top, fixed steel shelf, steel, laminate or wood end panels, assembly hardware, and double-sided adhesive tape for attachment to desk or credenza.
- Accepts separately specified task lights.
- Vertical clearance between desk/credenza top and underside of shelf is 19"(483mm).
- Unit is standard with two grommets located in the back panel.
- Unit with steel end panels is field assembled; unit with laminate or wood end panels ships fully assembled.

### Specification Tip

- Vertical Storage Unit Tackboard is required and must be specified separately.

**Note:** Tackboard specification is dependent upon VSU End Panel material:

- Laminate and Wood VSU end panels accept the same tackboard.
- Steel VSU end panels accept tackboard designed for use with steel end panels.

### To Order, Specify:

#### Steel End Panels

- Product number.
- Trim color for top, shelf, and end panels.

**Note:** Tackboard must be specified separately.

#### Laminate End Panels

- Product number.
- Trim color for top and shelf.
- Laminate color for end panels.
- Edge trim color for end panels.

**Note:** Tackboard must be specified separately.









#### Wood End Panels

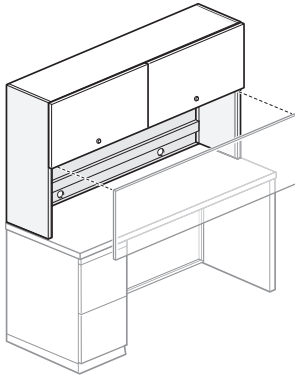
- Product number.
- Trim color for top and shelf.
- Wood finish color for end panels.

**Note:** Tackboard must be specified separately.

## X Series Vertical Storage Units

Flipper Door Vertical Storage Unit – Steel Front with Steel End Panels

Actual Height	Actual Depth	Width	Number ①	Top, Shelf & End Panels - Steel	
				Trim A	Trim B
Flipper Door — Steel Trim A					
34.25”(870mm)	14.375”(365mm)	48”(1219mm)	JUFS-3348-S 	\$1594.37	\$1617.77
		60”(1524mm)	JUFS-3360-S 	1928.93	1987.49
		66”(1676mm)	JUFS-3366-S 	2096.21	2172.35
		72”(1829mm)	JUFS-3372-S 	2263.49	2357.21
Flipper Door — Steel Trim B					
34.25”(870mm)	14.375”(365mm)	48”(1219mm)	JUFS-3348-S 	\$1687.36	\$1710.76
		60”(1524mm)	JUFS-3360-S 	2021.92	2080.48
		66”(1676mm)	JUFS-3366-S 	2189.20	2265.34
		72”(1829mm)	JUFS-3372-S 	2356.48	2450.20



JUFS-SL

### Features

- Includes steel top and interior shelf, steel flipper door(s), steel end panels, assembly hardware, and double-sided adhesive tape for attachment to desk or credenza.
- For lock options, refer to Lock Program section of the Accessories Price List.
- Lock plug bezel available in black or chrome.
- Accepts separately specified task lights.
- 48"(1219mm) and 60"(1524mm) wide units have one door.
- 66"(1676mm) and 72"(1829mm) wide units have two doors.
- Inside height clearance is 13"(330mm). Inside depth clearance is 12.75"(324mm).
- Vertical clearance between desk/credenza top and underside of shelf is 19"(483mm).
- Units are standard with two grommets located in the back panel.
- Field assembled.

### Specification Tips

- Vertical Storage Unit Tackboard is required and must be specified separately.
- Specify tackboard designed for use with steel end panels only.

### To Order, Specify:

- 1) Product number, including:

#### ① Lock Option:

- ☐ N No Lock
- ☐ L Lock, add \$11.70 list for 48" and 60", add \$23.40 list for 66" and 72"

- 2) Trim color for top, shelf, and end panels.

- 3) Trim color for door.

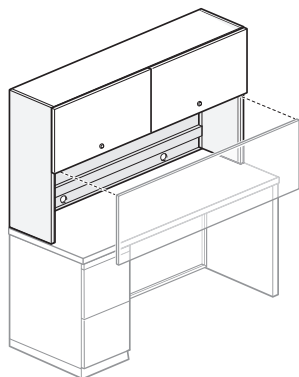
- 4) Trim color for lock plug (if applicable).

**Note:** Tackboard must be specified separately.

## X Series Vertical Storage Units

Flipper Door Vertical Storage Unit – Steel Front with Laminate End Panels

Actual Height	Actual Depth	Width	Number	Top & Shelf - Steel Trim A		Top & Shelf - Steel Trim B	
				End Panels - Laminate A	B	End Panels - Laminate A	B
Flipper Door — Steel Trim A							
34.25”(870mm)	14”(356mm)	48”(1219mm)	JUFS-3348-LL	\$1606.07	\$1629.47	\$1673.32	\$1696.72
		60”(1524mm)	JUFS-3360-LL	1940.63	1999.19	2007.88	2066.44
		66”(1676mm)	JUFS-3366-LL	2119.61	2195.75	2186.86	2263.00
		72”(1829mm)	JUFS-3372-LL	2286.89	2380.61	2354.14	2447.86
Flipper Door — Steel Trim B							
34.25”(870mm)	14”(356mm)	48”(1219mm)	JUFS-3348-LL	\$1606.07	\$1629.47	\$1673.32	\$1696.72
		60”(1524mm)	JUFS-3360-LL	1940.63	1999.19	2007.88	2066.44
		66”(1676mm)	JUFS-3366-LL	2119.61	2195.75	2186.86	2263.00
		72”(1829mm)	JUFS-3372-LL	2286.89	2380.61	2354.14	2447.86



JUFS-LL

### Features

- Includes steel top and interior shelf, steel flipper door(s), laminate end panels, assembly hardware, and double-sided adhesive tape for attachment to desk or credenza.
- For lock options, refer to Lock Program section of the Accessories Price List.
- Lock plug bezel available in black or chrome.
- Accepts separately specified task lights.
- 48"(1219mm) wide units have one door; 60"(1524mm), 66"(1676mm), and 72"(1829mm) wide units have two doors.
- Inside height clearance is 13"(330mm). Inside depth clearance is 12.75"(324mm).
- Vertical clearance between desk/credenza top and underside of shelf is 19"(483mm).
- Units are standard with two grommets located in the back panel.
- Ships fully assembled.

### Specification Tips

- Vertical Storage Unit Tackboard is required and must be specified separately.
- Specify tackboard designed for use with VSU laminate or wood end panels.
- Vertical Storage Unit has a painted back. Painted back matches case color.

### To Order, Specify:

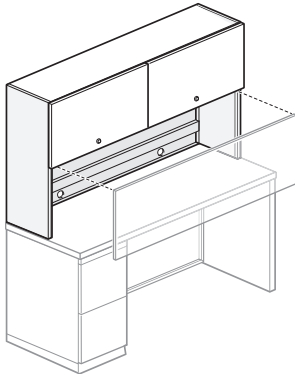
- 1) Product number.
- 2) Trim color for top and shelf.
- 3) Trim color for door.
- 4) Laminate color for end panels.
- 5) Edge trim color for end panels.
- 6) Trim color for lock plug.

**Note:** Tackboard must be specified separately.

## X Series Vertical Storage Units

Flipper Door Vertical Storage Unit – Steel Front with Wood End Panels

Actual Height	Actual Depth	Width	Number	Top & Shelf - Steel Trim A		Top & Shelf - Steel Trim B	
				End Panels - Wood Group A	Group B	End Panels - Wood Group A	Group B
Flipper Door — Steel Trim A							
34.25"(870mm)	14"(356mm)	48"(1219mm)	JUFS-3348-WL	\$1924.24	\$1947.64	\$1991.49	\$2014.89
		60"(1524mm)	JUFS-3360-WL	2258.80	2317.36	2326.05	2384.61
		66"(1676mm)	JUFS-3366-WL	2437.78	2513.92	2505.03	2581.17
		72"(1829mm)	JUFS-3372-WL	2605.06	2698.78	2672.31	2766.03
Flipper Door — Steel Trim B							
34.25"(870mm)	14"(356mm)	48"(1219mm)	JUFS-3348-WL	\$1980.89	\$2004.29	\$2048.14	\$2071.54
		60"(1524mm)	JUFS-3360-WL	2315.45	2374.01	2382.70	2441.26
		66"(1676mm)	JUFS-3366-WL	2494.43	2570.57	2561.68	2637.82
		72"(1829mm)	JUFS-3372-WL	2661.71	2755.43	2728.96	2822.68



JUFS-WL

### Features

- Includes steel top and interior shelf, steel flipper door(s), wood end panels, assembly hardware, and double-sided adhesive tape for attachment to desk or credenza.
- For lock options, refer to Lock Program section of the Accessories Price List.
- Lock plug bezel available in black or chrome.
- Accepts separately specified task lights.
- 48"(1219mm) wide units have one door; 60"(1524mm), 66"(1676mm) and 72"(1829mm) wide units have two doors.
- Inside height clearance is 13"(330mm). Inside depth clearance is 12.75"(324mm).
- Vertical clearance between desk/credenza top and underside of shelf is 19"(483mm).
- Units are standard with two grommets located in the back panel.
- Ships fully assembled.

### Specification Tips

- Vertical Storage Unit Tackboard is required and must be specified separately.
- Specify tackboard designed for use with VSU laminate or wood end panels.
- Vertical Storage Unit has a painted back. Painted back matches case color.

### To Order, Specify:

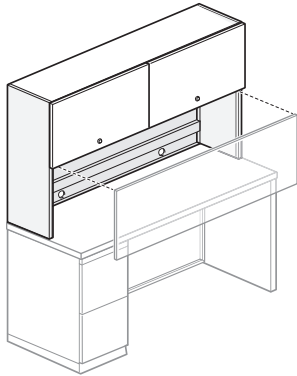
- 1) Product number.
- 2) Trim color for top and shelf.
- 3) Trim color for door.
- 4) Wood finish color for end panels.
- 5) Trim color for lock plug.

**Note:** Tackboard must be specified separately.

## X Series Vertical Storage Units

Flipper Door Vertical Storage Unit – Laminate Front with Steel End Panels

Actual Height	Actual Depth	Width	Number ①	Top, Shelf & End Panels - Steel Trim A	Trim B
<b>Flipper Door — Laminate A</b>					
34"(864mm)	14.375"(365mm)	48"(1219mm)	JUFL-3348-S	\$1751.12	\$1844.11
		60"(1524mm)	JUFL-3360-S	2104.40	2197.39
		66"(1676mm)	JUFL-3366-S	2281.04	2374.03
		72"(1829mm)	JUFL-3372-S	2457.68	2550.67
<b>Flipper Door — Laminate B</b>					
34"(864mm)	14.375"(365mm)	48"(1219mm)	JUFL-3348-S	\$1751.12	\$1844.11
		60"(1524mm)	JUFL-3360-S	2104.40	2197.39
		66"(1676mm)	JUFL-3366-S	2281.04	2374.03
		72"(1829mm)	JUFL-3372-S	2457.68	2550.67



JUFL-SL

### Features

- Includes steel top and interior shelf, laminate flipper door(s), steel end panels, assembly hardware, and double-sided adhesive tape for attachment to desk or credenza.
- For lock options, refer to Lock Program section of the Accessories Price List.
- Lock plug bezel available in black or chrome.
- Accepts separately specified task lights.
- 48"(1219mm) and 60"(1524mm) wide units have one door.
- 66"(1676mm) and 72"(1829mm) wide units have two doors.
- Inside height clearance is 13"(330mm). Inside depth clearance is 12.75"(324mm).
- Vertical clearance between desk/credenza top and underside of shelf is 19"(483mm).
- Units are standard with two grommets located in the back panel.
- Field assembled.

### Specification Tips

- Vertical Storage Unit Tackboard is required and must be specified separately.
- Specify tackboard designed for use with steel end panels, only.

### To Order, Specify:

- 1) Product number, including:

#### ① Lock Option:

**N** No Lock

**L** Lock, add \$11.70 list for 48" and 60", add \$23.40 list for 66" and 72".

- 2) Trim color for top, shelf, and end panels.
- 3) Laminate color for door.
- 4) Edge trim color for door.
- 5) Trim color for lock plug (if applicable).

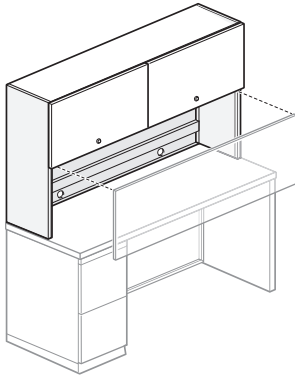
**Note:** Tackboard must be specified separately.



## X Series Vertical Storage Units

Flipper Door Vertical Storage Unit – Laminate Front with Laminate End Panels

Actual Height	Actual Depth	Width	Number	Top & Shelf - Steel Trim A		Top & Shelf - Steel Trim B	
				End Panels - Laminate A	B	End Panels - Laminate A	B
Flipper Door — Laminate A							
34"(864mm)	14"(356mm)	48"(1219mm)	JUFL-3348-LL	\$1762.82	\$1762.82	\$1830.07	\$1830.07
		60"(1524mm)	JUFL-3360-LL	2116.10	2116.10	2183.35	2183.35
		66"(1676mm)	JUFL-3366-LL	2304.44	2304.44	2371.69	2371.69
		72"(1829mm)	JUFL-3372-LL	2481.08	2481.08	2548.33	2548.33
Flipper Door — Laminate B							
34"(864mm)	14"(356mm)	48"(1219mm)	JUFL-3348-LL	\$1762.82	\$1762.82	\$1830.07	\$1830.07
		60"(1524mm)	JUFL-3360-LL	2116.10	2116.10	2183.35	2183.35
		66"(1676mm)	JUFL-3366-LL	2304.44	2304.44	2371.69	2371.69
		72"(1829mm)	JUFL-3372-LL	2481.08	2481.08	2548.33	2548.33



JUFL-LL

### Features

- Includes steel top and interior shelf, laminate flipper door(s), laminate end panels, assembly hardware, and double-sided adhesive tape for attachment to desk or credenza.
- For lock options, refer to Lock Program section of the Accessories Price List.
- Lock plug bezel available in black or chrome.
- Accepts separately specified task lights.
- 48"(1219mm) wide units have one door; 60"(1524mm), 66"(1676mm) and 72"(1829mm) wide units have two doors.
- Inside height clearance is 13"(330mm). Inside depth clearance is 12.75"(324mm).
- Vertical clearance between desk/credenza top and underside of shelf is 19"(483mm).
- Units are standard with two grommets located in the back panel.
- Ships fully assembled.

### Specification Tips

- Vertical Storage Unit Tackboard is required and must be specified separately.
- Specify tackboard designed for use with VSU laminate or wood end panels.

### To Order, Specify:

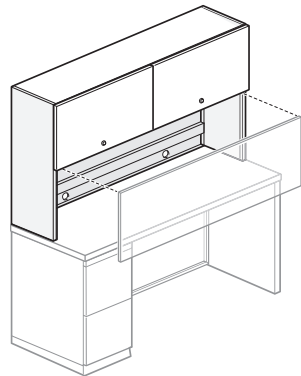
- 1) Product number.
- 2) Trim color for top and shelf.
- 3) Laminate color for door.
- 4) Edge trim color for door.
- 5) Laminate color for end panels.
- 6) Edge trim color for end panels.
- 7) Trim color for lock plug.

**Note:** Tackboard must be specified separately.

## X Series Vertical Storage Units

Flipper Door Vertical Storage Unit – Laminate Front with Wood End Panels

Actual Height	Actual Depth	Width	Number	Top & Shelf - Steel Trim A		Top & Shelf - Steel Trim B	
				End Panels - Wood Group A	Group B	End Panels - Wood Group A	Group B
Flipper Door — Laminate A							
29”(737mm)	14”(356mm)	48”(1219mm)	JUFL-3348-WL	\$2080.99	\$2148.24	\$2080.99	\$2148.24
		60”(1524mm)	JUFL-3360-WL	2434.27	2501.52	2434.27	2501.52
		66”(1676mm)	JUFL-3366-WL	2622.61	2689.86	2622.61	2689.86
		72”(1829mm)	JUFL-3372-WL	2799.25	2866.50	2799.25	2866.50
Flipper Door — Laminate B							
29”(737mm)	14”(356mm)	48”(1219mm)	JUFL-3348-WL	\$2137.64	\$2204.89	\$2137.64	\$2204.89
		60”(1524mm)	JUFL-3360-WL	2490.92	2558.17	2490.92	2558.17
		66”(1676mm)	JUFL-3366-WL	2679.26	2746.51	2679.26	2746.51
		72”(1829mm)	JUFL-3372-WL	2855.90	2923.15	2855.90	2923.15



JUFL-WL

### Features

- Includes steel top and interior shelf, laminate flipper door(s), wood end panels, assembly hardware, and double-sided adhesive tape for attachment to desk or credenza.
- For lock options, refer to Lock Program section of the Accessories Price List.
- Lock plug bezel available in black or chrome.
- Accepts separately specified task lights.
- 48"(1219mm) wide units have one door; 60"(1524mm), 66"(1676mm) and 72"(1829mm) wide units have two doors.
- Inside height clearance is 13"(330mm). Inside depth clearance is 12.75"(324mm).
- Vertical clearance between desk/credenza top and underside of shelf is 19"(483mm).
- Units are standard with two grommets located in the back panel.
- Ships fully assembled.

### Specification Tips

- Vertical Storage Unit Tackboard is required and must be specified separately.
- Specify tackboard designed for use with VSU laminate or wood end panels.









### To Order, Specify:

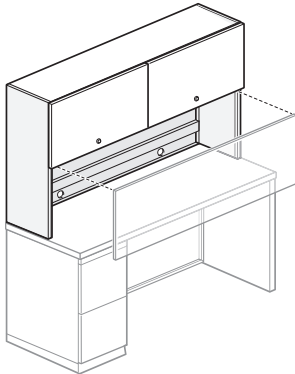
- 1) Product number.
- 2) Trim color for top and shelf.
- 3) Laminate color for door.
- 4) Edge trim color for door.
- 5) Wood finish color for end panels.
- 6) Trim color for lock plug.

**Note:** Tackboard must be specified separately.

## X Series Vertical Storage Units

Flipper Door Vertical Storage Unit – Wood Front with Steel End Panels

Actual Height	Actual Depth	Width	Number ①	Top, Shelf & End Panels - Steel	
				Trim A	Trim B
Flipper Door — Wood Group A					
34"(864mm)	14.375"(365mm)	48"(1219mm)	JUFW-3348-S 	\$1907.86	\$2000.85
		60"(1524mm)	JUFW-3360-S 	2279.86	2372.85
		66"(1676mm)	JUFW-3366-S 	2465.86	2558.85
		72"(1829mm)	JUFW-3372-S 	2651.86	2744.85
Flipper Door — Wood Group B					
34"(864mm)	14.375"(365mm)	48"(1219mm)	JUFW-3348-S 	\$2063.82	\$2156.81
		60"(1524mm)	JUFW-3360-S 	2493.06	2586.05
		66"(1676mm)	JUFW-3366-S 	2707.68	2800.67
		72"(1829mm)	JUFW-3372-S 	2922.30	3015.29



JUFW-SL

### Features

- Includes steel top and interior shelf, wood flipper door(s), steel end panels, assembly hardware, and double-sided adhesive tape for attachment to desk or credenza.
- For lock options, refer to Lock Program section of the Accessories Price List.
- Lock plug bezel available in black or chrome.
- Accepts separately specified task lights.
- 48"(1219mm) and 60"(1524mm) wide units have one door.
- 66"(1676mm) and 72"(1829mm) wide units have two doors.
- Inside height clearance is 13"(330mm). Inside depth clearance is 12.75"(324mm).
- Vertical clearance between desk/credenza top and underside of shelf is 19"(483mm).
- Units are standard with two grommets located in the back panel.
- Field assembled.

### Specification Tips

- Vertical Storage Unit Tackboard is required and must be specified separately.
- Specify tackboard designed for use with steel end panels, only.

### To Order, Specify:

- Product number, including:

#### ① Lock Option:

**N** No Lock

**L** Lock, add \$11.70 list for 48" and 60", add \$23.40 list for 66" and 72".

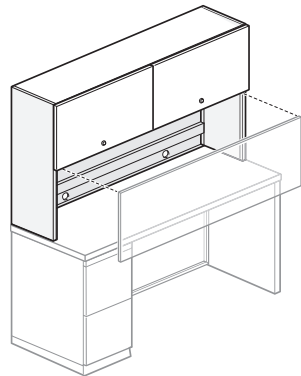
- Trim color for top, shelf, and end panels.
- Wood finish color for door.
- Trim color for lock plug (if applicable).

**Note:** Tackboard must be specified separately.

## X Series Vertical Storage Units

Flipper Door Vertical Storage Unit – Wood Front with Laminate End Panels

Actual Height	Actual Depth	Width	Number	Top & Shelf - Steel Trim A		Top & Shelf - Steel Trim B	
				End Panels - Laminate A	B	End Panels - Laminate A	B
Flipper Door — Wood Group A							
34”(864mm)	14”(356mm)	48”(1219mm)	JUFW-3348-LL	\$1919.56	\$1986.81	\$1919.56	\$1986.81
		60”(1524mm)	JUFW-3360-LL	2291.56	2358.81	2291.56	2358.81
		66”(1676mm)	JUFW-3366-LL	2489.26	2556.51	2489.26	2556.51
		72”(1829mm)	JUFW-3372-LL	2675.26	2742.51	2675.26	2742.51
Flipper Door — Wood Group B							
34”(864mm)	14”(356mm)	48”(1219mm)	JUFW-3348-LL	\$2075.52	\$2142.77	\$2075.52	\$2142.77
		60”(1524mm)	JUFW-3360-LL	2504.76	2572.01	2504.76	2572.01
		66”(1676mm)	JUFW-3366-LL	2731.08	2798.33	2731.08	2798.33
		72”(1829mm)	JUFW-3372-LL	2945.70	3012.95	2945.70	3012.95



JUFW-LL

### Features

- Includes steel top and interior shelf, wood flipper door(s), laminate end panels, assembly hardware, and double-sided adhesive tape for attachment to desk or credenza.
- For lock options, refer to Lock Program section of the Accessories Price List.
- Lock plug bezel available in black or chrome.
- Accepts separately specified task lights.
- 48"(1219mm) wide units have one door; 60"(1524mm), 66"(1676mm) and 72"(1829mm) wide units have two doors.
- Inside height clearance is 13"(330mm). Inside depth clearance is 12.75"(324mm).
- Vertical clearance between desk/credenza top and underside of shelf is 19"(483mm).
- Units are standard with two grommets located in the back panel.
- Ships fully assembled.

### Specification Tips

- Vertical Storage Unit Tackboard is required and must be specified separately.
- Specify tackboard designed for use with VSU laminate or wood end panels.

### To Order, Specify:

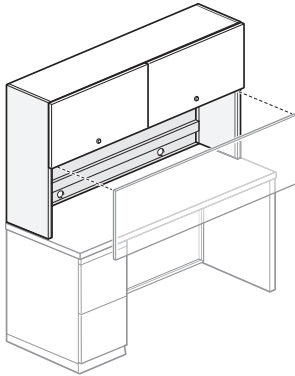
- 1) Product number.
- 2) Trim color for top and shelf.
- 3) Wood finish color for door.
- 4) Laminate color for end panels.
- 5) Edge trim color for end panels.
- 6) Trim color for lock plug.

**Note:** Tackboard must be specified separately.

## X Series Vertical Storage Units

Flipper Door Vertical Storage Unit – Wood Front with Wood End Panels

Actual Height	Actual Depth	Width	Number	Top & Shelf - Steel Trim A		Top & Shelf - Steel Trim B	
				End Panels - Wood Group A	Group B	End Panels - Wood Group A	Group B
Flipper Door — Wood Group A							
29"(737mm)	14"(356mm)	48"(1219mm)	JUFW-3348-WL	\$2237.73	\$2304.98	\$2294.38	\$2361.63
		60"(1524mm)	JUFW-3360-WL	2609.73	2676.98	2666.38	2733.63
		66"(1676mm)	JUFW-3366-WL	2807.43	2874.68	2864.08	2931.33
		72"(1829mm)	JUFW-3372-WL	2993.43	3060.68	3050.08	3117.33
Flipper Door — Wood Group B							
29"(737mm)	14"(356mm)	48"(1219mm)	JUFW-3348-WL	\$2393.69	\$2450.34	\$2460.94	\$2517.59
		60"(1524mm)	JUFW-3360-WL	2822.93	2879.58	2890.18	2946.83
		66"(1676mm)	JUFW-3366-WL	3049.25	3105.90	3116.50	3173.15
		72"(1829mm)	JUFW-3372-WL	3263.87	3320.52	3331.12	3387.77



JUFW-WL

### Features

- Includes steel top and interior shelf, wood flipper door(s), wood end panels, assembly hardware, and double-sided adhesive tape for attachment to desk or credenza.
- For lock options, refer to Lock Program section of the Accessories Price List.
- Lock plug bezel available in black or chrome.
- Accepts separately specified task lights.
- 48"(1219mm) wide units have one door; 60"(1524mm), 66"(1676mm) and 72"(1829mm) wide units have two doors.
- Inside height clearance is 13"(330mm). Inside depth clearance is 12.75"(324mm).
- Vertical clearance between desk/credenza top and underside of shelf is 19"(483mm).
- Units are standard with two grommets located in the back panel.
- Ships fully assembled.

### Specification Tips

- Vertical Storage Unit Tackboard is required and must be specified separately.
- Specify tackboard designed for use with VSU laminate or wood end panels.

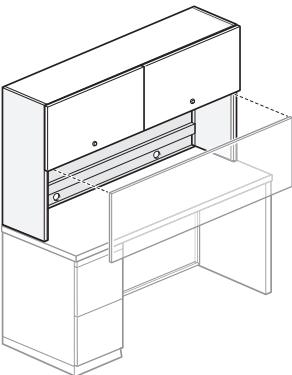
### To Order, Specify:

- 1) Product number.
- 2) Trim color for top and shelf.
- 3) Wood finish color for door.
- 4) Wood finish color for end panels.
- 5) Trim color for lock plug.

**Note:** Tackboard must be specified separately.

# X Series Vertical Storage Units

## Slow-Close Flipper Door Vertical Storage Unit



JUSL-SL

### Features

- Includes steel top and interior shelf, steel end panels, steel, laminate, or wood flipper door(s), assembly hardware, and double-sided adhesive tape for attachment to desk or credenza.
- For lock options, refer to Lock Program section of the Accessories Price List.
- Lock plug bezel available in black or chrome.
- Accepts separately specified task lights.
- 48”(1219mm) and 60”(1524mm) wide units have one door.
- 66”(1676mm) and 72”(1829mm) wide units have two doors.
- Inside height clearance is 13”(330mm). Inside depth clearance is 12.75”(324mm).
- Vertical clearance between desk/credenza top and underside of shelf is 19”(483mm).
- Units are standard with two grommets located in the back panel.
- Field assembled.

### Specification Tips

- Vertical Storage Unit Tackboard is required and must be specified separately.
- Specify tackboard designed for use with steel end panels, only.

### To Order, Specify:

#### Steel Door

- 1) Product number, including:

#### ① Lock Option:

- N** No Lock
- L** Lock, add **\$11.70** list for 48” and 60”, add **\$23.40** list for 66” and 72”

- 2) Trim color for top, shelf, and end panels.
- 3) Trim color for door.
- 4) Trim color for lock plug (if applicable).

**Note:** Tackboard must be specified separately.

#### Laminate Door

- 1) Product number, including:

#### ① Lock Option:

- N** No Lock
- L** Lock, add **\$11.70** list for 48” and 60”, add **\$23.40** list for 66” and 72”

- 2) Trim color for top, shelf, and end panels.
- 3) Laminate color for door.
- 4) Edge trim color for door.
- 5) Trim color for lock plug (if applicable).

**Note:** Tackboard must be specified separately.

#### Wood Door

- 1) Product number, including:

#### ① Lock Option:

- N** No Lock
- L** Lock, add **\$11.70** list for 48” and 60”, add **\$23.40** list for 66” and 72”

























- 2) Trim color for top, shelf, and end panels.
- 3) Wood finish color for door.
- 4) Trim color for lock plug (if applicable).

**Note:** Tackboard must be specified separately.



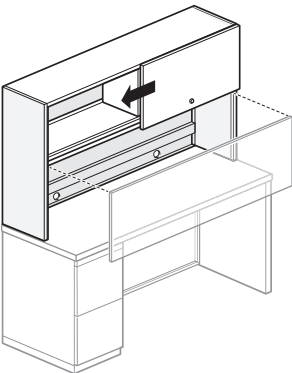
# X Series Vertical Storage Units

Slow-Close Flipper Door Vertical Storage Unit

Actual Height	Actual Depth	Width	Number ①	Top, Shelf & End Panels - Steel	
				Trim A	Trim B
Flipper Door Vertical Storage Unit — Steel Front with Steel End Panels					
Door — Steel Trim A					
34.25”(870mm)	14.375”(365mm)	48”(1219mm)	JUSS-3348-S 	\$1793.22	\$1816.62
		60”(1524mm)	JUSS-3360-S 	2127.78	2186.34
		66”(1676mm)	JUSS-3366-S 	2692.78	2768.92
		72”(1829mm)	JUSS-3372-S 	2860.06	2953.78
Door — Steel Trim B					
34.25”(870mm)	14.375”(365mm)	48”(1219mm)	JUSS-3348-S 	\$1886.21	\$1909.61
		60”(1524mm)	JUSS-3360-S 	2220.77	2279.33
		66”(1676mm)	JUSS-3366-S 	2785.77	2861.91
		72”(1829mm)	JUSS-3372-S 	2953.05	3046.77
Flipper Door Vertical Storage Unit — Laminate Front with Steel End Panels					
Door — Laminate A					
34.25”(870mm)	14.375”(365mm)	48”(1219mm)	JUSL-3348-S 	\$1949.97	\$2042.96
		60”(1524mm)	JUSL-3360-S 	2303.25	2396.24
		66”(1676mm)	JUSL-3366-S 	2877.61	2970.60
		72”(1829mm)	JUSL-3372-S 	3054.25	3147.24
Door — Laminate B					
34.25”(870mm)	14.375”(365mm)	48”(1219mm)	JUSL-3348-S 	\$1949.97	\$2042.96
		60”(1524mm)	JUSL-3360-S 	2303.25	2396.24
		66”(1676mm)	JUSL-3366-S 	2877.61	2970.60
		72”(1829mm)	JUSL-3372-S 	3054.25	3147.24
Flipper Door Vertical Storage Unit — Wood Front with Steel End Panels					
Door — Wood Group A					
34.25”(870mm)	14.375”(365mm)	48”(1219mm)	JUSW-3348-S 	\$2106.71	\$2199.70
		60”(1524mm)	JUSW-3360-S 	2478.71	2571.70
		66”(1676mm)	JUSW-3366-S 	3062.43	3155.42
		72”(1829mm)	JUSW-3372-S 	3248.43	3341.42
Door — Wood Group B					
34.25”(870mm)	14.375”(365mm)	48”(1219mm)	JUSW-3348-S 	\$2262.67	\$2355.66
		60”(1524mm)	JUSW-3360-S 	2691.91	2784.90
		66”(1676mm)	JUSW-3366-S 	3304.25	3397.24
		72”(1829mm)	JUSW-3372-S 	3518.87	3611.86

# X Series Vertical Storage Units

## Single Sliding Door Vertical Storage Unit



JUHS-SL

### Features

- Includes steel top and interior shelf, steel end panels, steel, laminate, or wood flipper door(s), assembly hardware, and double-sided adhesive tape for attachment to desk or credenza.
- For lock plug available in black or chrome.
- For lock options, refer to Lock Program section of the Accessories Price List.
- Accepts separately specified task lights.
- Inside height clearance is 13”(330mm). Inside depth clearance is 12.75”(324mm).
- Vertical clearance between desk/credenza top and underside of shelf is 19”(483mm).
- Units are standard with two grommets located in the back panel.
- Field assembled.

### Specification Tips

- Vertical Storage Unit Tackboard is required and must be specified separately.
- Specify tackboard designed for use with steel end panels, only.

### To Order, Specify:

#### Steel Door

- 1) Product number, including:

① Lock Option:

**N** No Lock

**L** Lock, add \$11.70 list

- 2) Trim color for top, shelf, and end panels.  
3) Trim color for door.  
4) Trim color for lock plug (if applicable).

**Note:** Tackboard must be specified separately.

#### Laminate Door

- 1) Product number, including:

① Lock Option:

**N** No Lock

**L** Lock, add \$11.70 list

- 2) Trim color for top, shelf, and end panels.  
3) Laminate color for door.  
4) Edge trim color for door.  
5) Trim color for lock plug (if applicable).

**Note:** Tackboard must be specified separately.

#### Wood Door

- 1) Product number, including:

① Lock Option:

**N** No Lock

























**L** Lock, add \$11.70 list

- 2) Trim color for top, shelf, and end panels.  
3) Wood finish color for door.  
4) Trim color for lock plug (if applicable).

**Note:** Tackboard must be specified separately.

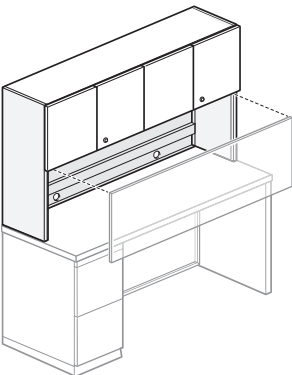
# X Series Vertical Storage Units

Single Sliding Door Vertical Storage Unit

Actual Height	Actual Depth	Width	Number ①	Top, Shelf & End Panels - Steel Trim A	Trim B
<b>Single Sliding Door Vertical Storage Unit — Steel Front with Steel End Panels</b>					
<b>Door — Steel Trim A</b>					
34.25"(870mm)	14.375"(365mm)	48"(1219mm)	JUHS-3348-S 	\$1594.37	\$1617.77
		60"(1524mm)	JUHS-3360-S 	1928.93	1987.49
		66"(1676mm)	JUHS-3366-S 	2096.21	2172.35
		72"(1829mm)	JUHS-3372-S 	2263.49	2357.21
<b>Door — Steel Trim B</b>					
34.25"(870mm)	14.375"(365mm)	48"(1219mm)	JUHS-3348-S 	\$1687.36	\$1710.76
		60"(1524mm)	JUHS-3360-S 	2021.92	2080.48
		66"(1676mm)	JUHS-3366-S 	2189.20	2265.34
		72"(1829mm)	JUHS-3372-S 	2356.48	2450.20
<b>Single Sliding Door Vertical Storage Unit — Laminate Front with Steel End Panels</b>					
<b>Door — Laminate A</b>					
34.25"(870mm)	14.375"(365mm)	48"(1219mm)	JUHL-3348-S 	\$1751.12	\$1844.11
		60"(1524mm)	JUHL-3360-S 	2104.40	2197.39
		66"(1676mm)	JUHL-3366-S 	2281.04	2374.03
		72"(1829mm)	JUHL-3372-S 	2457.68	2550.67
<b>Door — Laminate B</b>					
34.25"(870mm)	14.375"(365mm)	48"(1219mm)	JUHL-3348-S 	\$1751.12	\$1844.11
		60"(1524mm)	JUHL-3360-S 	2104.40	2197.39
		66"(1676mm)	JUHL-3366-S 	2281.04	2374.03
		72"(1829mm)	JUHL-3372-S 	2457.68	2550.67
<b>Single Sliding Door Vertical Storage Unit — Wood Front with Steel End Panels</b>					
<b>Door — Wood Group A</b>					
34.25"(870mm)	14.375"(365mm)	48"(1219mm)	JUHW-3348-S 	\$1907.86	\$2000.85
		60"(1524mm)	JUHW-3360-S 	2279.86	2372.85
		66"(1676mm)	JUHW-3366-S 	2465.86	2558.85
		72"(1829mm)	JUHW-3372-S 	2651.86	2744.85
<b>Door — Wood Group B</b>					
34.25"(870mm)	14.375"(365mm)	48"(1219mm)	JUHW-3348-S 	\$2063.82	\$2156.81
		60"(1524mm)	JUHW-3360-S 	2493.06	2586.05
		66"(1676mm)	JUHW-3366-S 	2707.68	2800.67
		72"(1829mm)	JUHW-3372-S 	2922.30	3015.29

# X Series Vertical Storage Units

## Hinged Door Vertical Storage Unit



JUKS-SL

### Features

- Includes steel top and interior shelf, steel end panels, steel, laminate, or wood hinged door(s), assembly hardware, and double-sided adhesive tape for attachment to desk or credenza.
- Optional lock plug available in black or chrome.
- For lock options, refer to Lock Program section of the Accessories Price List.
- Accepts separately specified task lights.
- Units have four cabinet doors with two locks (if lock options is specified).
- Inside height clearance is 13”(330mm). Inside depth clearance is 12.75”(324mm).
- Vertical clearance between desk/credenza top and underside of shelf is 19”(483mm).
- Units are standard with two grommets located in the back panel.
- Field assembled.

### Specification Tips

- Vertical Storage Unit Tackboard is required and must be specified separately.
- Specify tackboard designed for use with steel end panels, only.

### To Order, Specify:

#### Steel Door

- 1) Product number, including:

#### ① Lock Option:

**N** No Lock

**L** Lock, add **\$23.40** list

- 2) Trim color for top, shelf, and end panels.
- 3) Trim color for doors.
- 4) Trim color for lock plug (if applicable).

**Note:** Tackboard must be specified separately.

#### Laminate Door

- 1) Product number, including:

#### ① Lock Option:

**N** No Lock

**L** Lock, add **\$23.40** list

- 2) Trim color for top, shelf, and end panels.
- 3) Laminate color for doors.
- 4) Edge trim color for doors.
- 5) Trim color for lock plug (if applicable).

**Note:** Tackboard must be specified separately.

#### Wood Door

- 1) Product number, including:

#### ① Lock Option:

**N** No Lock

























**L** Lock, add **\$23.40** list

- 2) Trim color for top, shelf, and end panels.
- 3) Wood finish color for doors.
- 4) Trim color for lock plug (if applicable).

**Note:** Tackboard must be specified separately.

# X Series Vertical Storage Units

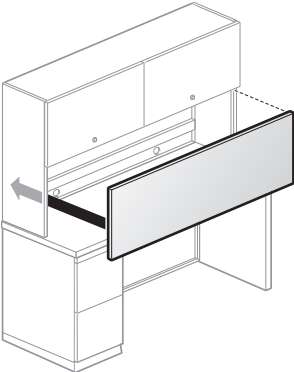
Hinged Door Vertical Storage Unit

Actual Height	Actual Depth	Width	Number	①	Top, Shelf & End Panels - Steel	
					Trim A	Trim B
Hinged Door Vertical Storage Unit — Steel Front with Steel End Panels						
Door — Steel Trim A						
34.25”(870mm)	14.375”(365mm)	48”(1219mm)	JUKS-3348-S		\$1885.64	\$1933.60
		60”(1524mm)	JUKS-3360-S		2320.88	2411.08
		66”(1676mm)	JUKS-3366-S		2538.50	2649.82
		72”(1829mm)	JUKS-3372-S		2756.12	2888.56
Door — Steel Trim B						
34.25”(870mm)	14.375”(365mm)	48”(1219mm)	JUKS-3348-S		\$1978.63	\$2026.59
		60”(1524mm)	JUKS-3360-S		2413.87	2504.07
		66”(1676mm)	JUKS-3366-S		2631.49	2742.81
		72”(1829mm)	JUKS-3372-S		2849.11	2981.55
Hinged Door Vertical Storage Unit — Laminate Front with Steel End Panels						
Door — Laminate A						
34.25”(870mm)	14.375”(365mm)	48”(1219mm)	JUKL-3348-S		\$2130.12	\$2223.11
		60”(1524mm)	JUKL-3360-S		2630.88	2723.87
		66”(1676mm)	JUKL-3366-S		2881.26	2974.25
		72”(1829mm)	JUKL-3372-S		3131.64	3224.63
Door — Laminate B						
34.25”(870mm)	14.375”(365mm)	48”(1219mm)	JUKL-3348-S		\$2130.12	\$2223.11
		60”(1524mm)	JUKL-3360-S		2630.88	2723.87
		66”(1676mm)	JUKL-3366-S		2881.26	2974.25
		72”(1829mm)	JUKL-3372-S		3131.64	3224.63
Hinged Door Vertical Storage Unit — Wood Front with Steel End Panels						
Door — Wood Group A						
34.25”(870mm)	14.375”(365mm)	48”(1219mm)	JUKW-3348-S		\$2337.16	\$2430.15
		60”(1524mm)	JUKW-3360-S		2868.16	2961.15
		66”(1676mm)	JUKW-3366-S		3133.66	3226.65
		72”(1829mm)	JUKW-3372-S		3399.16	3492.15
Door — Wood Group B						
34.25”(870mm)	14.375”(365mm)	48”(1219mm)	JUKW-3348-S		\$2516.50	\$2609.49
		60”(1524mm)	JUKW-3360-S		3133.06	3226.05
		66”(1676mm)	JUKW-3366-S		3441.34	3534.33
		72”(1829mm)	JUKW-3372-S		3749.62	3842.61

X Series Vertical Storage Units

Vertical Storage Unit Tackboard

Height	Width	Number	Fabric Grade		
			A	B	C
Tackboard — For VSUs with Steel End Panels					
17.25"(438mm)	48"(1219mm)	JTVS-1848	\$259.98	\$292.88	\$329.88
	60"(1524mm)	JTVS-1860	279.46	315.32	355.58
	66"(1676mm)	JTVS-1866	289.20	326.54	368.43
	72"(1829mm)	JTVS-1872	298.94	337.76	381.28
Tackboard — For VSUs with Laminate or Veneer End Panels					
17.25"(438mm)	48"(1219mm)	JTVL-1848	\$259.98	\$292.88	\$329.88
	60"(1524mm)	JTVL-1860	279.46	315.32	355.58
	66"(1676mm)	JTVL-1866	289.20	326.54	368.43
	72"(1829mm)	JTVL-1872	298.94	337.76	381.28



JTVS

- Features**

  - Includes fabric-covered tackboard and mounting hardware.
  - Attaches to the lower section of a vertical storage unit back panel.
- To Order, Specify:**

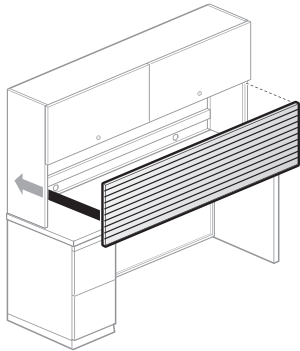
  - 1) Product number.
  - 2) Fabric code.
- Specification Tips**

  - All Vertical Storage Units (VSU) require separately specified tackboards.
  - Specify tackboard per type of VSU end panels - options include:
    - Tackboard for use with steel VSU end panels, only.
    - Tackboard for use with laminate or wood VSU end panels.
  - Tackboards 66"(1676mm) or 72"(1829mm) wide are comprised of 2 equal-width fabric sections.
  - Tackboard widths are nominal; catalog number reflects the vertical storage unit width.



# X Series Vertical Storage Units

## Vertical Storage Unit Slat Rail



JSVS-18

Height	Width	Number	Painted Trim A	Trim B
<b>Slat Rail — For VSUs with Steel End Panels</b>				
17.25"(438mm)	48"(1219mm)	JSVS-1848	\$235.12	259.69
	60"(1524mm)	JSVS-1860	314.80	346.45
	66"(1676mm)	JSVS-1866	361.28	397.06
	72"(1829mm)	JSVS-1872	394.48	433.21
<b>Slat Rail — For VSUs with Laminate or Wood End Panels</b>				
17.25"(438mm)	48"(1219mm)	JSVL-1848	\$235.12	259.69
	60"(1524mm)	JSVL-1860	314.80	346.45
	66"(1676mm)	JSVL-1866	361.28	397.06
	72"(1829mm)	JSVL-1872	394.48	433.21

### Features

- Includes painted aluminum slat rail and mounting hardware.
- Attaches to the lower section of a vertical storage unit back panel to support slat rail accessories.

### To Order, Specify:


- 1) Product number.
- 2) Trim color.

### Specification Tips

- Specify slat rail based on VSU end panel type - options include:
  - Slat rail for use with steel VSU end panels only.
  - Slat rail for use with laminate or wood VSU end panels.
- Slat rails 66"(1676mm) or 72"(1829mm) wide are comprised of 2 equal-width sections.
- Slat rail widths are nominal; catalog number reflects the vertical storage unit width.

# X Series Vertical Storage Units

## Vertical Storage Unit Slat Rail/Tackboard

 Slat Rail/Tackboard — For VSUs with Steel End Panels	Height	Width	Number	Fabric Grade		
				A	B	C
	Slat Rail/Tackboard — Trim A					
	17.25"(438mm)	66"(1676mm)	JCVS-1866	\$680.80	\$733.44	\$793.10
		72"(1829mm)	JCVS-1872	704.14	760.32	823.94
	Slat Rail/Tackboard — Trim B					
17.25"(438mm)	66"(1676mm)	JCVS-1866	693.09	745.73	805.39	
	72"(1829mm)	JCVS-1872	718.17	774.35	837.97	

JCVS-18

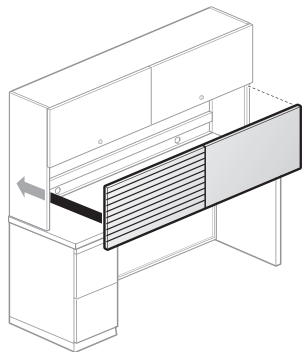
### Features

- For use with steel end panel VSUs only.

### To Order, Specify:

- 1) Product number.
- 2) Trim color.
- 3) Fabric color.

## Slat Rail/Tackboard — For VSUs with Laminate or Wood End Panels



JCVL-18

	<b>Slat Rail/Tackboard — Trim A</b>					
	17.25"(438mm)	66"(1676mm)	JCVL-1866	\$680.80	\$733.44	\$793.10
		72"(1829mm)	JCVL-1872	704.14	760.32	823.94
	<b>Slat Rail/Tackboard — Trim B</b>					
	17.25"(438mm)	66"(1676mm)	JCVL-1866	693.09	745.73	805.39
		72"(1829mm)	JCVL-1872	718.17	774.35	837.97

### Features

- For use with laminate or wood end panel VSUs only.

### Common Features

- Includes 1/2-width painted aluminum slat rail, 1/2-width fabric tackboard, and mounting hardware.
- Attaches to the lower section of a vertical storage unit back panel.

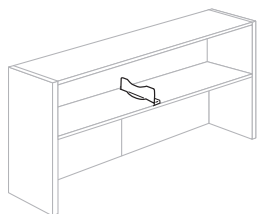
### Specification Tips

- Slat rail/tackboard widths are nominal; catalog number reflects the vertical storage unit width.

### To Order, Specify:

- 1) Product number.
- 2) Trim color.
- 3) Fabric color.

## Shelf Divider



NADR-8

Height	Depth	Number	Trim	
			A	B
4"(102mm)	13.25"(337mm)	NADR-8	\$230.79	\$246.89

### Features

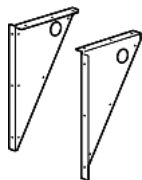
- Includes box of eight shelf dividers.
- To be used to divide space laterally on vertical storage units.

### To Order, Specify:

- 1) Product number.
- 2) Trim color.

## X Series Vertical Storage Units

	Orientation	Number	Trim A	B
<b>Vertical Storage Unit Corner Support Bracket</b>	Left	JABB-L	\$215.32	\$216.53
	Right	JABB-R	215.32	216.53



JABB-L  
JABB-R

### Features

- Use to support Vertical Storage Unit to a corner unit in a bridge or return application.
- Alignment holes are predrilled, additional drilling required per installation instructions.
- Includes attachment hardware.

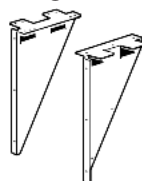
### To Order, Specify:

- 1) Product number.
- 2) Trim color.

### Specification Tips

- Brackets are handed which requires orientation to match application to ensure proper floor support.
- Refer to Specification Guide for proper application.

<b>Vertical Storage Unit Bridge/Return Support Bracket</b>	Left	JABR-L	\$323.60	\$324.81
	Right	JABR-R	323.60	324.81



JABR-L  
JABR-R

### Features

- Use to support Vertical Storage Unit to a single pedestal desk or shell in a bridge or return application.
- Alignment holes are predrilled, additional drilling required per installation instructions.
- Includes attachment hardware.

### To Order, Specify:

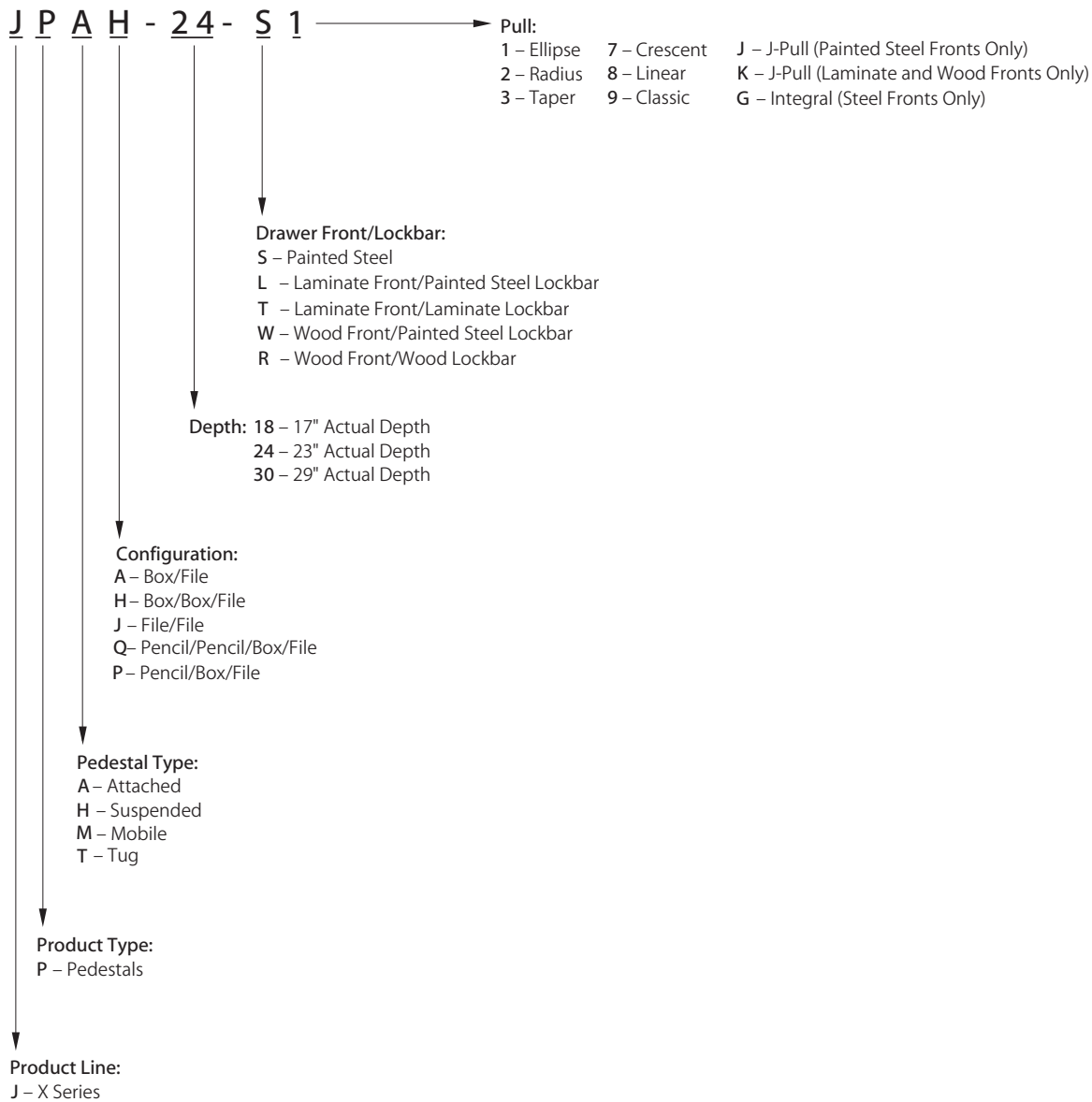
- 1) Product number.
- 2) Trim color.

### Specification Tips

- Brackets are handed which requires orientation to match application to ensure proper floor support.
- Refer to Specification Guide for proper application.

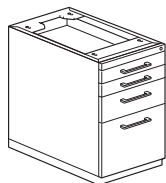
This page intentionally blank

# X Series Pedestals – Catalog Logic

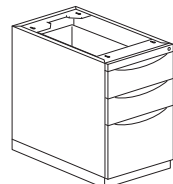


# X Series Pedestals

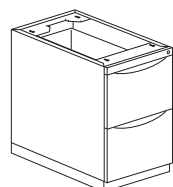
## Attached Pedestal



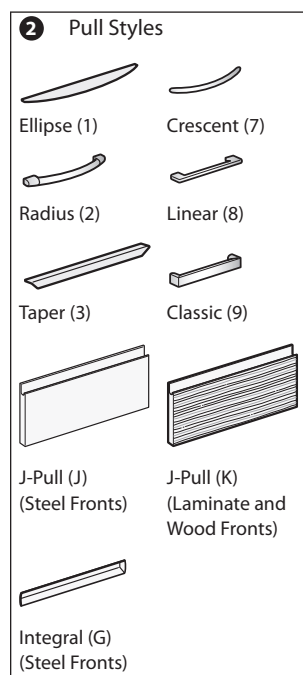
JPAQ-24



JPAH-24



JPAJ-24



### Features

- Includes steel pedestal and attachment hardware.
- Pedestal with pencil drawers and/or box drawers includes a single pencil tray.
- Box drawers include one divider in each drawer.
- File drawers include one compressor in each drawer.
- Drawer front options include painted, laminate, or wood.
- Laminate fronts can be specified with a painted steel or laminate lockbar.
- Wood fronts can be specified with a painted steel or wood lockbar.
- Optional drawer pulls include Ellipse, Radius, Taper, Crescent, Linear, Classic, Integral, and J-Pull.
  - Ellipse pull available in non-metallic trim colors only
  - Radius pull available in metallic trim colors only
  - Taper, Integral, and J-Pull trim color matches case trim color
  - Crescent, Linear and Classic pulls are brushed nickel finish
  - Integral pull available on painted steel fronts only
- Drawers have full extension steel ball-bearing slides.
- Drawer interiors and accessories are black finish color.
- Single lock secures all drawers.
- Lock plug is available in black or chrome.
- For lock options, refer to Lock Program section of the Accessories Price List.
- Glides provide 1"(25mm) adjustment range.

### Specification Tips

- When attaching pedestal to a square edge worksurface, the pedestal depth must be equal to, or less than the worksurface depth.
  - 18"(457mm) square edge worksurface accepts an 18"(457mm) deep pedestal
  - 24"(610mm) square edge worksurface accepts an 18"(457mm) or 24"(610mm) deep pedestal
  - 30"(762mm) square edge worksurface accepts an 18"(457mm), 24"(610mm), or 30"(762mm) deep pedestal
- When attaching pedestal to a knife edge worksurface, the pedestal depth must be at least 6"(152mm) less than worksurface depth.
  - 18"(457mm) deep knife edge worksurface will not accept an attached pedestal
  - 24"(610mm) deep knife edge worksurface will accept an 18"(457mm) deep pedestal
  - 30"(762mm) deep knife edge worksurface will accept an 18"(457mm) or 24"(610mm) deep pedestal
- When using pedestal to support one end of a worksurface in a panel system application, secure the worksurface to the panel using a corner bracket, cantilever, or pedestal to panel bracket; specified separately.
- When attaching a panel-hung worksurface up to 2"(51mm) higher than standard mounting height, use a worksurface height adjustment kit, specified separately.
- 18"(457mm)-deep pedestal accommodates letter-size filing only.
- Additional accessories are available and can be specified separately.

### To Order, Specify:

#### Painted Steel Drawer Fronts

- 1) Product number, including:

#### 1 Front/Lockbar Option:

- S** Painted steel fronts/painted steel lockbar

#### 2 Pull (see side bar)

- 2) Trim color for drawer fronts and case.
- 3) Trim color for pull (Ellipse and Radius only).
  - Ellipse (Non-Metallic trim colors only)
  - Radius (Metallic trim colors only; upcharge for Metallic trim on pull is included in price.)
- 4) Trim color for lock plug.

#### Laminate Drawer Fronts

- 1) Product number, including:

#### 1 Front Lockbar Option:

- L** Laminate fronts/painted steel lockbar
- T** Laminate fronts/laminate lockbar, add \$48.69 list

#### 2 Pull (see side bar)

- 2) Trim color for case.
- 3) Trim color for pull (Ellipse and Radius only).
  - Ellipse (Non-Metallic trim colors only)
  - Radius (Metallic trim colors only; upcharge for Metallic trim on pull is included in price.)
- 4) Laminate color for drawer fronts.
- 5) Edge trim color for drawer fronts.
- 6) Trim color for lock plug.

#### Wood Drawer Fronts

- 1) Product number, including:

#### 1 Front/Lockbar Option:

- W** Wood fronts/painted steel lockbar
- R** Wood fronts/wood lockbar, add \$95.01 list

#### 2 Pull (see side bar)

- 2) Trim color for case.
- 3) Trim color for pull (Ellipse and Radius only).
  - Ellipse (Non-Metallic trim colors only)
  - Radius (Metallic trim colors only; upcharge for Metallic trim on pull is included in price.)
- 4) Wood finish for drawer fronts.
- 5) Trim color for lock plug.



**X Series Pedestals**

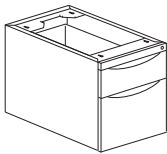
Attached Pedestal

Actual Depth	Actual Width	Pull	Number ① ②	Painted Trim A	Trim B	Laminate A Trim A	Laminate A Trim B	Laminate B Trim A	Laminate B Trim B	Wood Group A Trim A	Wood Group A Trim B	Wood Group B Trim A	Wood Group B Trim B
<b>27.5"(699mm) High — Pencil/Pencil/Box/File</b>													
17" (432mm)	15" (381mm)	1	JPAQ-18- 1	\$ 748.22	\$ 813.54	\$ 964.37	\$ 1029.69	\$ 981.67	\$ 1046.99	\$ 1173.39	\$ 1238.71	\$ 1199.53	\$ 1264.85
		J	JPAQ-18- J	748.22	813.54	N/A	N/A	N/A	N/A	N/A	N/A	N/A	N/A
		2, 3, G*	JPAQ-18-	866.98	932.30	1083.13	1148.45	1100.43	1165.75	1292.15	1357.47	1318.29	1383.61
		7, 8, 9	JPAQ-18-	895.54	960.86	1111.69	1177.01	1128.99	1194.31	1320.71	1386.03	1346.85	1412.17
		K	JPAQ-18- K	N/A	N/A	1249.41	1314.73	1266.71	1332.03	1458.43	1523.75	1484.57	1549.89
23" (584mm)	15" (381mm)	1	JPAQ-24- 1	\$ 777.91	\$ 852.74	\$ 994.06	\$ 1068.89	\$ 1011.36	\$ 1086.19	\$ 1203.08	\$ 1277.91	\$ 1229.22	\$ 1304.05
		J	JPAQ-24- J	777.91	852.74	N/A	N/A	N/A	N/A	N/A	N/A	N/A	N/A
		2, 3, G*	JPAQ-24-	896.67	971.50	1112.82	1187.65	1130.12	1204.95	1321.84	1396.67	1347.98	1422.81
		7, 8, 9	JPAQ-24-	925.23	1000.06	1141.38	1216.21	1158.68	1233.51	1350.40	1425.23	1376.54	1451.37
		K	JPAQ-24- K	N/A	N/A	1279.10	1353.93	1296.40	1371.23	1488.12	1562.95	1514.26	1589.09
29" (737mm)	15" (381mm)	1	JPAQ-30- 1	\$ 855.98	\$ 940.32	\$ 1072.13	\$ 1156.47	\$ 1089.43	\$ 1173.77	\$ 1281.15	\$ 1365.49	\$ 1307.29	\$ 1391.63
		J	JPAQ-30- J	855.98	940.32	N/A	N/A	N/A	N/A	N/A	N/A	N/A	N/A
		2, 3, G*	JPAQ-30-	974.74	1059.08	1190.89	1275.23	1208.19	1292.53	1399.91	1484.25	1426.05	1510.39
		7, 8, 9	JPAQ-30-	1003.30	1087.64	1219.45	1303.79	1236.75	1321.09	1428.47	1512.81	1454.61	1538.95
		K	JPAQ-30- K	N/A	N/A	1357.17	1441.51	1374.47	1458.81	1566.19	1650.53	1592.33	1676.67
<b>27.5"(699mm) High — Box/Box/File</b>													
17" (432mm)	15" (381mm)	1	JPAH-18- 1	\$ 631.83	\$ 697.15	\$ 809.98	\$ 875.30	\$ 824.22	\$ 889.54	\$ 983.37	\$ 1048.69	\$ 1011.87	\$ 1077.19
		J	JPAH-18- J	631.83	697.15	N/A	N/A	N/A	N/A	N/A	N/A	N/A	N/A
		2, 3, G*	JPAH-18-	720.90	786.22	899.05	964.37	913.29	978.61	1072.44	1137.76	1100.94	1166.26
		7, 8, 9	JPAH-18-	742.32	807.64	920.47	985.79	934.71	1000.03	1093.86	1159.18	1122.36	1187.68
		K	JPAH-18- K	N/A	N/A	1023.76	1089.08	1038.00	1103.32	1197.15	1262.47	1225.65	1290.97
23" (584mm)	15" (381mm)	1	JPAH-24- 1	\$ 661.52	\$ 736.35	\$ 839.67	\$ 914.50	\$ 853.91	\$ 928.74	\$ 1013.06	\$ 1087.89	\$ 1041.56	\$ 1116.39
		J	JPAH-24- J	661.52	736.35	N/A	N/A	N/A	N/A	N/A	N/A	N/A	N/A
		2, 3, G*	JPAH-24-	750.59	825.42	928.74	1003.57	942.98	1017.81	1102.13	1176.96	1130.63	1205.46
		7, 8, 9	JPAH-24-	772.01	846.84	950.16	1024.99	964.40	1039.23	1123.55	1198.38	1152.05	1226.88
		K	JPAH-24- K	N/A	N/A	1053.45	1128.28	1067.69	1142.52	1226.84	1301.67	1255.34	1330.17
29" (737mm)	15" (381mm)	1	JPAH-30- 1	\$ 691.21	\$ 775.55	\$ 869.36	\$ 953.70	\$ 883.60	\$ 967.94	\$ 1042.75	\$ 1127.09	\$ 1071.25	\$ 1155.59
		J	JPAH-30- J	691.21	775.55	N/A	N/A	N/A	N/A	N/A	N/A	N/A	N/A
		2, 3, G*	JPAH-30-	780.28	864.62	958.43	1042.77	972.67	1057.01	1131.82	1216.16	1160.32	1244.66
		7, 8, 9	JPAH-30-	801.70	886.04	979.85	1064.19	994.09	1078.43	1153.24	1237.58	1181.74	1266.08
		K	JPAH-30- K	N/A	N/A	1083.14	1167.48	1097.38	1181.72	1256.53	1340.87	1285.03	1369.37
<b>27.5"(699mm) High — File/File</b>													
17" (432mm)	15" (381mm)	1	JPAJ-18- 1	\$ 590.27	\$ 655.59	\$ 757.73	\$ 823.05	\$ 770.75	\$ 836.07	\$ 919.24	\$ 984.56	\$ 947.75	\$ 1013.07
		J	JPAJ-18- J	590.27	655.59	N/A	N/A	N/A	N/A	N/A	N/A	N/A	N/A
		2, 3, G*	JPAJ-18-	649.65	714.97	817.11	882.43	830.13	895.45	978.62	1043.94	1007.13	1072.45
		7, 8, 9	JPAJ-18-	663.93	729.25	831.39	896.71	844.41	909.73	992.90	1058.22	1021.41	1086.73
		K	JPAJ-18- K	N/A	N/A	900.25	965.57	913.27	978.59	1061.76	1127.08	1090.27	1155.59
23" (584mm)	15" (381mm)	1	JPAJ-24- 1	\$ 619.96	\$ 694.79	\$ 787.42	\$ 862.25	\$ 800.44	\$ 875.27	\$ 948.93	\$ 1023.76	\$ 977.44	\$ 1052.27
		J	JPAJ-24- J	619.96	694.79	N/A	N/A	N/A	N/A	N/A	N/A	N/A	N/A
		2, 3, G*	JPAJ-24-	679.34	754.17	846.80	921.63	859.82	934.65	1008.31	1083.14	1036.82	1111.65
		7, 8, 9	JPAJ-24-	693.62	768.45	861.08	935.91	874.10	948.93	1022.59	1097.42	1051.10	1125.93
		K	JPAJ-24- K	N/A	N/A	929.94	1004.77	942.96	1017.79	1091.45	1166.28	1119.96	1194.79
29" (737mm)	15" (381mm)	1	JPAJ-30- 1	\$ 649.65	\$ 733.99	\$ 817.11	\$ 901.45	\$ 830.13	\$ 914.47	\$ 978.62	\$ 1062.96	\$ 1007.13	\$ 1091.47
		J	JPAJ-30- J	649.65	733.99	N/A	N/A	N/A	N/A	N/A	N/A	N/A	N/A
		2, 3, G*	JPAJ-30-	709.03	793.37	876.49	960.83	889.51	973.85	1038.00	1122.34	1066.51	1150.85
		7, 8, 9	JPAJ-30-	723.31	807.65	890.77	975.11	903.79	988.13	1052.28	1136.62	1080.79	1165.13
		K	JPAJ-30- K	N/A	N/A	959.63	1043.97	972.65	1056.99	1121.14	1205.48	1149.65	1233.99

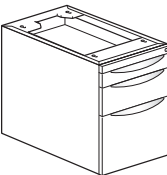
\*G-Pull not available on laminate or wood drawer fronts.

X Series Pedestals

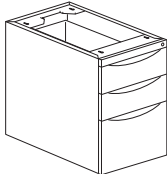
Suspended Pedestal



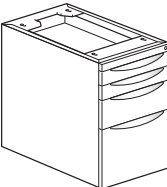
JPHA-24



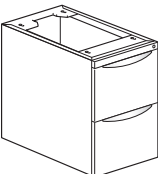
JPHP-24



JPHH-24



JPHQ-24



JPHJ-24


Features

- Includes steel pedestal and attachment hardware.
- Pedestal with pencil drawers and/or box drawers includes a single pencil tray.
- Box drawers include one divider in each drawer.
- File drawers include one compressor in each drawer.
- Drawer front options include painted, laminate, or wood.
- Laminate fronts can be specified with painted steel or laminate lockbar.
- Wood fronts can be specified with painted steel or wood lockbar.
- Optional drawer pulls include Ellipse, Radius, Taper, Crescent, Linear, Classic, Integral, and J-Pull.
- Ellipse pull available in non-metallic trim colors only
- Radius pull available in metallic trim colors only
- Taper, Integral, and J-Pull trim color matches case trim color
- Crescent, Linear and Classic pulls are brushed nickel finish
- Integral pull available on painted steel fronts only
- Drawers have full extension steel ball-bearing slides.
- Drawer interiors and accessories are black finish color.
- Single lock secures all drawers.
- Lock plug is available in black or chrome.
- For lock options, refer to Lock Program section of the Accessories Price List.


Specification Tips

- When attaching pedestal to a square edge worksurface, the pedestal depth must be equal to, or less than the worksurface depth.
  - 18”(457mm) square edge worksurface accepts an 18”(457mm) deep pedestal
  - 24”(610mm) square edge worksurface accepts an 18”(457mm) or 24”(610mm) deep pedestal
  - 30”(762mm) square edge worksurface accepts an 18”(457mm), 24”(610mm), or 30”(762mm) deep pedestal
- When attaching pedestal to a knife edge worksurface, the pedestal depth must be at least 6”(152mm) less than worksurface depth.
  - 18”(457mm) deep knife edge worksurface will not accept a suspended pedestal
  - 24”(610mm) deep knife edge worksurface will accept an 18”(457mm) deep pedestal
  - 30”(762mm) deep knife edge worksurface will accept an 18”(457mm) or 24”(610mm) deep pedestal
- For use with Compose, PREMISE, UniGroup, UniGroup Too, and PLACES systems applications only.
- 18”(457mm)-deep pedestal accommodates letter-size filing only.
- Additional accessories are available and can be specified separately.


**2 Pull Styles**




Ellipse (1)




Crescent (7)




Radius (2)




Linear (8)



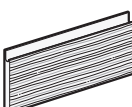
Taper (3)




Classic (9)



J-Pull (J)  
(Steel Fronts)



J-Pull (K)  
(Laminate and Wood Fronts)



Integral (G)  
(Steel Fronts)

To Order, Specify:

Painted Steel Drawer Fronts

- 1) Product number, including:
- 1 Front/Lockbar Option:**
- S** Painted steel fronts/painted steel lockbar
- 2 Pull** (see side bar)
- 2) Trim color for drawer fronts and case.
- 3) Trim color for pull (Ellipse and Radius only).
  - Ellipse (Non-Metallic trim colors only)
  - Radius (Metallic trim colors only; upcharge for Metallic trim on pull is included in price.)
- 4) Trim color for lock plug.

Laminate Drawer Fronts

- 1) Product number, including:
- 1 Front/Lockbar Option:**
- L** Laminate fronts/painted steel lockbar
- T** Laminate fronts/laminate lockbar, add **\$48.69** list
- 2 Pull** (see side bar)
- 2) Trim color for case.
- 3) Trim color for pull (Ellipse and Radius only).
  - Ellipse (Non-Metallic trim colors only)
  - Radius (Metallic trim colors only; upcharge for Metallic trim on pull is included in price.)
- 4) Laminate color for drawer fronts.
- 5) Edge trim color for drawer fronts.
- 6) Trim color for lock plug.

Wood Drawer Fronts

- 1) Product number, including:
- 1 Front/Lockbar Option:**
- W** Wood fronts/painted steel lockbar
- R** Wood fronts/wood lockbar, add **\$95.01** list
- 2 Pull** (see side bar)
- 2) Trim color for case.
- 3) Trim color for pull (Ellipse and Radius only).
  - Ellipse (Non-Metallic trim colors only)
  - Radius (Metallic trim colors only; upcharge for Metallic trim on pull is included in price.)
- 4) Wood finish for drawer fronts.
- 5) Trim color for lock plug.

**X Series Pedestals**

Suspended Pedestal

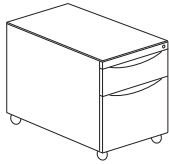
Actual Depth	Actual Width	Pull	Number ① ②	Painted Trim A	Trim B	Laminate A Trim A	Laminate A Trim B	Laminate B Trim A	Laminate B Trim B	Wood Group A Trim A	Wood Group A Trim B	Wood Group B Trim A	Wood Group B Trim B
<b>19.625"(498mm) High — Box/File</b>													
17" (432mm)	15" (381mm)	1	JPHA-18- 1	\$472.99	\$516.93	\$ 601.25	\$ 645.19	\$ 611.13	\$ 655.07	\$ 724.77	\$ 768.71	\$ 769.90	\$ 813.84
		J	JPHA-18- J	472.99	516.93	N/A	N/A	N/A	N/A	N/A	N/A	N/A	N/A
		2, 3, G*	JPHA-18- 1	532.37	576.31	660.63	704.57	670.51	714.45	784.15	828.09	829.28	873.22
		7, 8, 9	JPHA-18- 1	546.65	590.59	674.91	718.85	684.79	728.73	798.43	842.37	843.56	887.50
		K	JPHA-18- K	N/A	N/A	743.77	787.71	753.65	797.59	867.29	911.23	912.42	956.36
23" (584mm)	15" (381mm)	1	JPHA-24- 1	\$502.68	\$556.13	\$ 630.94	\$ 684.39	\$ 640.82	\$ 694.27	\$ 754.46	\$ 807.91	\$ 799.59	\$ 853.04
		J	JPHA-24- J	502.68	556.13	N/A	N/A	N/A	N/A	N/A	N/A	N/A	N/A
		2, 3, G*	JPHA-24- 1	562.06	615.51	690.32	743.77	700.20	753.65	813.84	867.29	858.97	912.42
		7, 8, 9	JPHA-24- 1	576.34	629.79	704.60	758.05	714.48	767.93	828.12	881.57	873.25	926.70
		K	JPHA-24- K	N/A	N/A	773.46	826.91	783.34	836.79	896.98	950.43	942.11	995.56
<b>22.625"(575mm) High — Pencil/Box/File</b>													
17" (432mm)	15" (381mm)	1	JPHP-18- 1	\$568.00	\$617.88	\$ 733.07	\$ 782.95	\$ 746.54	\$ 796.42	\$ 893.42	\$ 943.30	\$ 930.23	\$ 980.11
		J	JPHP-18- J	568.00	617.88	N/A	N/A	N/A	N/A	N/A	N/A	N/A	N/A
		2, 3, G*	JPHP-18- 1	657.07	706.95	822.14	872.02	835.61	885.49	982.49	1032.37	1019.30	1069.18
		7, 8, 9	JPHP-18- 1	678.49	728.37	843.56	893.44	857.03	906.91	1003.91	1053.79	1040.72	1090.60
		K	JPHP-18- K	N/A	N/A	946.85	996.73	960.32	1010.20	1107.20	1157.08	1144.01	1193.89
23" (584mm)	15" (381mm)	1	JPHP-24- 1	\$597.69	\$657.08	\$ 762.76	\$ 822.15	\$ 776.23	\$ 835.62	\$ 923.11	\$ 982.50	\$ 959.92	\$1019.31
		J	JPHP-24- J	597.69	657.08	N/A	N/A	N/A	N/A	N/A	N/A	N/A	N/A
		2, 3, G*	JPHP-24- 1	686.76	746.15	851.83	911.22	865.30	924.69	1012.18	1071.57	1048.99	1108.38
		7, 8, 9	JPHP-24- 1	708.18	767.57	873.25	932.64	886.72	946.11	1033.60	1092.99	1070.41	1129.80
		K	JPHP-24- K	N/A	N/A	976.54	1035.93	990.01	1049.40	1136.89	1196.28	1173.70	1233.09
<b>25.625"(651mm) High — Box/Box/File</b>													
17" (432mm)	15" (381mm)	1	JPHH-18- 1	\$602.44	\$659.44	\$ 780.59	\$ 837.59	\$ 794.83	\$ 851.83	\$ 953.98	\$1010.98	\$ 982.48	\$1039.48
		J	JPHH-18- J	602.44	659.44	N/A	N/A	N/A	N/A	N/A	N/A	N/A	N/A
		2, 3, G*	JPHH-18- 1	691.51	748.51	869.66	926.66	883.90	940.90	1043.05	1100.05	1071.55	1128.55
		7, 8, 9	JPHH-18- 1	712.93	769.93	891.08	948.08	905.32	962.32	1064.47	1121.47	1092.97	1149.97
		K	JPHH-18- K	N/A	N/A	994.37	1051.37	1008.61	1065.61	1167.76	1224.76	1196.26	1253.26
23" (584mm)	15" (381mm)	1	JPHH-24- 1	\$632.13	\$698.64	\$ 810.28	\$ 876.79	\$ 824.52	\$ 891.03	\$ 983.67	\$1050.18	\$1012.17	\$1078.68
		J	JPHH-24- J	632.13	698.64	N/A	N/A	N/A	N/A	N/A	N/A	N/A	N/A
		2, 3, G*	JPHH-24- 1	721.20	787.71	899.35	965.86	913.59	980.10	1072.74	1139.25	1101.24	1167.75
		7, 8, 9	JPHH-24- 1	742.62	809.13	920.77	987.28	935.01	1001.52	1094.16	1160.67	1122.66	1189.17
		K	JPHH-24- K	N/A	N/A	1024.06	1090.57	1038.30	1104.81	1197.45	1263.96	1225.95	1292.46
<b>25.625"(651mm) High — Pencil/Pencil/Box/File</b>													
17" (432mm)	15" (381mm)	1	JPHQ-18- 1	\$718.83	\$775.83	\$ 934.98	\$ 991.98	\$ 952.28	\$1009.28	\$1144.00	\$1201.00	\$1170.14	\$1227.14
		J	JPHQ-18- J	718.83	775.83	N/A	N/A	N/A	N/A	N/A	N/A	N/A	N/A
		2, 3, G*	JPHQ-18- 1	837.59	894.59	1053.74	1110.74	1071.04	1128.04	1262.76	1319.76	1288.90	1345.90
		7, 8, 9	JPHQ-18- 1	866.15	923.15	1082.30	1139.30	1099.60	1156.60	1291.32	1348.32	1317.46	1374.46
		K	JPHQ-18- K	N/A	N/A	1220.02	1277.02	1237.32	1294.32	1429.04	1486.04	1455.18	1512.18
23" (584mm)	15" (381mm)	1	JPHQ-24- 1	\$748.52	\$815.03	\$ 964.67	\$1031.18	\$ 981.97	\$1048.48	\$1173.69	\$1240.20	\$1199.83	\$1266.34
		J	JPHQ-24- J	748.52	815.03	N/A	N/A	N/A	N/A	N/A	N/A	N/A	N/A
		2, 3, G*	JPHQ-24- 1	867.28	933.79	1083.43	1149.94	1100.73	1167.24	1292.45	1358.96	1318.59	1385.10
		7, 8, 9	JPHQ-24- 1	895.84	962.35	1111.99	1178.50	1129.29	1195.80	1321.01	1387.52	1347.15	1413.66
		K	JPHQ-24- K	N/A	N/A	1249.71	1316.22	1267.01	1333.52	1458.73	1525.24	1484.87	1551.38
<b>25.625"(651mm) High — File/File</b>													
17" (432mm)	15" (381mm)	1	JPHJ-18- 1	\$560.88	\$617.88	\$ 728.34	\$ 785.34	\$ 741.36	\$ 798.36	\$ 889.85	\$ 946.85	\$ 918.36	\$ 975.36
		J	JPHJ-18- J	560.88	617.88	N/A	N/A	N/A	N/A	N/A	N/A	N/A	N/A
		2, 3, G*	JPHJ-18- 1	620.26	677.26	787.72	844.72	800.74	857.74	949.23	1006.23	977.74	1034.74
		7, 8, 9	JPHJ-18- 1	634.54	691.54	802.00	859.00	815.02	872.02	963.51	1020.51	992.02	1049.02
		K	JPHJ-18- K	N/A	N/A	870.86	927.86	883.88	940.88	1032.37	1089.37	1060.88	1117.88
23" (584mm)	15" (381mm)	1	JPHJ-24- 1	\$590.57	\$657.08	\$ 758.03	\$ 824.54	\$ 771.05	\$ 837.56	\$ 919.54	\$ 986.05	\$ 948.05	\$1014.56
		J	JPHJ-24- J	590.57	657.08	N/A	N/A	N/A	N/A	N/A	N/A	N/A	N/A
		2, 3, G*	JPHJ-24- 1	649.95	716.46	817.41	883.92	830.43	896.94	978.92	1045.43	1007.43	1073.94
		7, 8, 9	JPHJ-24- 1	664.23	730.74	831.69	898.20	844.71	911.22	993.20	1059.71	1021.71	1088.22
		K	JPHJ-24- K	N/A	N/A	900.55	967.06	913.57	980.08	1062.06	1128.57	1090.57	1157.08

\*G-Pull not available on laminate or wood drawer fronts.

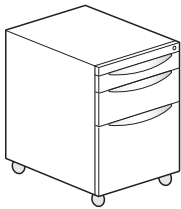
This page intentionally blank

**X Series Pedestals**


Mobile Pedestal



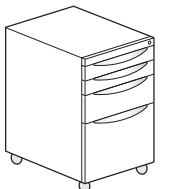
JPMA-24



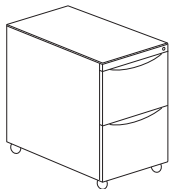
JPMQ-24



JPMH-24



JPMJ-24



JPMJ-24

**Features**

- Includes steel pedestal with non-locking casters; two fixed casters in front, and two swivel casters at the back.
- Pedestal with pencil drawers and/or box drawers includes a single pencil tray.
- Box drawers include one divider in each drawer.
- File drawers include one compressor in each drawer.
- Drawer front options include painted, laminate, or wood.
- Laminate fronts can be specified with painted steel or laminate lockbar.
- Wood fronts can be specified with painted steel or wood lockbar.
- Optional drawer pulls include Ellipse, Radius, Taper, Crescent, Linear, Classic, Integral, and J-Pull.
- Ellipse pull available in non-metallic trim colors only
- Radius pull available in metallic trim colors only
- Taper, Integral, and J-Pull trim color matches case trim color
- Crescent, Linear and Classic pulls are brushed nickel finish
- Integral pull available on painted steel fronts only
- Drawers have full extension steel ball-bearing slides.
- Drawer interiors and accessories are black finish color.
- Single lock secures all drawers.
- Lock plug is available in black or chrome.
- For lock options, refer to Lock Program section of the Accessories Price List.

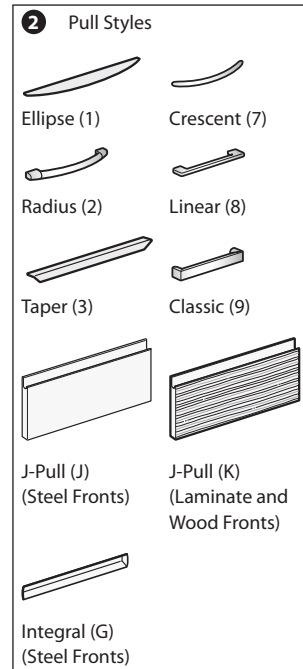
**Specification Tips**

- For a mobile pedestal with a cushion top, specify **C** in the third option.

**Example:** JPMA-24-S1C.

A pedestal with this option will not include a top, allowing a cushion top to be field installed. Specify cushion top separately.

- Mobile file/file pedestal with a cushion top will not fit under a work surface.
- Additional accessories are available and can be specified separately.

**To Order, Specify:****Painted Steel Drawer Fronts**

- 1) Product number, including:

**1 Front/Lockbar Option:**

- S** Painted steel fronts/painted steel lockbar

**2 Pull (see side bar)**

- 2) Trim color for drawer fronts and case.
- 3) Trim color for pull (Ellipse and Radius only).
  - Ellipse (Non-Metallic trim colors only)
  - Radius (Metallic trim colors only; upcharge for Metallic trim on pull is included in price.)
- 4) Trim color for lock plug.

**Laminate Drawer Fronts**

- 1) Product number, including:

**1 Front/Lockbar Option:**

- L** Laminate fronts/painted steel lockbar
- T** Laminate fronts/laminate lockbar, add **\$48.69** list

**2 Pull (see side bar)**

- 2) Trim color for case.
- 3) Trim color for pull (Ellipse and Radius only).
  - Ellipse (Non-Metallic trim colors only)
  - Radius (Metallic trim colors only; upcharge for Metallic trim on pull is included in price.)
- 4) Laminate color for drawer fronts.
- 5) Edge trim color for drawer fronts.
- 6) Trim color for lock plug.

**Wood Drawer Fronts**

- 1) Product number, including:

**1 Front/Lockbar Option:**

- W** Wood fronts/painted steel lockbar
- R** Wood fronts/wood lockbar, add **\$95.01** list

**2 Pull (see side bar)**

- 2) Trim color for case.
- 3) Trim color for pull (Ellipse and Radius only).
  - Ellipse (Non-Metallic trim colors only)
  - Radius (Metallic trim colors only; upcharge for Metallic trim on pull is included in price.)
- 4) Wood finish for drawer fronts.
- 5) Trim color for lock plug.

X Series Pedestals

Mobile Pedestal

Actual Depth	Actual Width	Pull	Number ① ②	Painted Trim A	Trim B	Laminate A Trim A	Trim B	Laminate B Trim A	Trim B	Wood Group A Trim A	Trim B	Wood Group B Trim A	Trim B
21.5”(546mm) High — Box/File													
17” (432mm)	15” (381mm)	1	JPMA-18- 1	\$ 649.64	\$ 701.90	\$ 777.90	\$ 830.16	\$ 787.78	\$ 840.04	\$ 901.42	\$ 953.68	\$ 946.55	\$ 998.81
		J	JPMA-18- J	649.64	701.90	N/A	N/A	N/A	N/A	N/A	N/A	N/A	N/A
		2, 3, G*	JPMA-18-	709.02	761.28	837.28	889.54	847.16	899.42	960.80	1013.06	1005.93	1058.19
		7, 8, 9	JPMA-18-	723.30	775.56	851.56	903.82	861.44	913.70	975.08	1027.34	1020.21	1072.47
		K	JPMA-18- K	N/A	N/A	920.42	972.68	930.30	982.56	1043.94	1096.20	1089.07	1141.33
23” (584mm)	15” (381mm)	1	JPMA-24- 1	\$ 679.33	\$ 741.10	\$ 807.59	\$ 869.36	\$ 817.47	\$ 879.24	\$ 931.11	\$ 992.88	\$ 976.24	\$1038.01
		J	JPMA-24- J	679.33	741.10	N/A	N/A	N/A	N/A	N/A	N/A	N/A	N/A
		2, 3, G*	JPMA-24-	738.71	800.48	866.97	928.74	876.85	938.62	990.49	1052.26	1035.62	1097.39
		7, 8, 9	JPMA-24-	752.99	814.76	881.25	943.02	891.13	952.90	1004.77	1066.54	1049.90	1111.67
		K	JPMA-24- K	N/A	N/A	950.11	1011.88	959.99	1021.76	1073.63	1135.40	1118.76	1180.53
24.5”(622mm) High — Pencil/Box/File													
17” (432mm)	15” (381mm)	1	JPMP-18- 1	\$ 744.65	\$ 802.85	\$ 909.72	\$ 967.92	\$ 923.19	\$ 981.39	\$1070.07	\$1128.27	\$1106.88	\$1165.08
		J	JPMP-18- J	744.65	802.85	N/A	N/A	N/A	N/A	N/A	N/A	N/A	N/A
		2, 3, G*	JPMP-18-	833.72	891.92	998.79	1056.99	1012.26	1070.46	1159.14	1217.34	1195.95	1254.15
		7, 8, 9	JPMP-18-	855.14	913.34	1020.21	1078.41	1033.68	1091.88	1180.56	1238.76	1217.37	1275.57
		K	JPMP-18- K	N/A	N/A	1123.50	1181.70	1136.97	1195.17	1283.85	1342.05	1320.66	1378.86
23” (584mm)	15” (381mm)	1	JPMP-24- 1	\$ 774.34	\$ 842.05	\$ 939.41	\$1007.12	\$ 952.88	\$1020.59	\$1099.76	\$1167.47	\$1136.57	\$1204.28
		J	JPMP-24- J	774.34	842.05	N/A	N/A	N/A	N/A	N/A	N/A	N/A	N/A
		2, 3, G*	JPMP-24-	863.41	931.12	1028.48	1096.19	1041.95	1109.66	1188.83	1256.54	1225.64	1293.35
		7, 8, 9	JPMP-24-	884.83	952.54	1049.90	1117.61	1063.37	1131.08	1210.25	1277.96	1247.06	1314.77
		K	JPMP-24- K	N/A	N/A	1153.19	1220.90	1166.66	1234.37	1313.54	1381.25	1350.35	1418.06
27.5”(699mm) High — Box/Box/File													
17” (432mm)	15” (381mm)	1	JPMH-18- 1	\$ 779.09	\$ 844.41	\$ 957.24	\$1022.56	\$ 971.48	\$1036.80	\$1130.63	\$1195.95	\$1159.13	\$1224.45
		J	JPMH-18- J	779.09	844.41	N/A	N/A	N/A	N/A	N/A	N/A	N/A	N/A
		2, 3, G*	JPMH-18-	868.16	933.48	1046.31	1111.63	1060.55	1125.87	1219.70	1285.02	1248.20	1313.52
		7, 8, 9	JPMH-18-	889.58	954.90	1067.73	1133.05	1081.97	1147.29	1241.12	1306.44	1269.62	1334.94
		K	JPMH-18- K	N/A	N/A	1171.02	1236.34	1185.26	1250.58	1344.41	1409.73	1372.91	1438.23
23” (584mm)	15” (381mm)	1	JPMH-24- 1	\$ 808.78	\$ 883.61	\$ 986.93	\$1061.76	\$1001.17	\$1076.00	\$1160.32	\$1235.15	\$1188.82	\$1263.65
		J	JPMH-24- J	808.78	883.61	N/A	N/A	N/A	N/A	N/A	N/A	N/A	N/A
		2, 3, G*	JPMH-24-	897.85	972.68	1076.00	1150.83	1090.24	1165.07	1249.39	1324.22	1277.89	1352.72
		7, 8, 9	JPMH-24-	919.27	994.10	1097.42	1172.25	1111.66	1186.49	1270.81	1345.64	1299.31	1374.14
		K	JPMH-24- K	N/A	N/A	1200.71	1275.54	1214.95	1289.78	1374.10	1448.93	1402.60	1477.43
29” (737mm)	15” (381mm)	1	JPMH-30- 1	\$ 838.47	\$ 922.81	\$1016.62	\$1100.96	\$1030.86	\$1115.20	\$1190.01	\$1274.35	\$1218.51	\$1302.85
		J	JPMH-30- J	838.47	922.81	N/A	N/A	N/A	N/A	N/A	N/A	N/A	N/A
		2, 3, G*	JPMH-30-	927.54	1011.88	1105.69	1190.03	1119.93	1204.27	1279.08	1363.42	1307.58	1391.92
		7, 8, 9	JPMH-30-	948.96	1033.30	1127.11	1211.45	1141.35	1225.69	1300.50	1384.84	1329.00	1413.34
		K	JPMH-30- K	N/A	N/A	1230.40	1314.74	1244.64	1328.98	1403.79	1488.13	1432.29	1516.63
27.5”(699mm) High — Pencil/Pencil/Box/File													
17” (432mm)	15” (381mm)	1	JPMQ-18- 1	\$ 895.48	\$ 960.80	\$1111.63	\$1176.95	\$1128.93	\$1194.25	\$1320.65	\$1385.97	\$1346.79	\$1412.11
		J	JPMQ-18- J	895.48	960.80	N/A	N/A	N/A	N/A	N/A	N/A	N/A	N/A
		2, 3, G*	JPMQ-18-	1014.24	1079.56	1230.39	1295.71	1247.69	1313.01	1439.41	1504.73	1465.55	1530.87
		7, 8, 9	JPMQ-18-	1042.80	1108.12	1258.95	1324.27	1276.25	1341.57	1467.97	1533.29	1494.11	1559.43
		K	JPMQ-18- K	N/A	N/A	1396.67	1461.99	1413.97	1479.29	1605.69	1671.01	1631.83	1697.15
23” (584mm)	15” (381mm)	1	JPMQ-24- 1	\$ 925.17	\$1000.00	\$1141.32	\$1216.15	\$1158.62	\$1233.45	\$1350.34	\$1425.17	\$1376.48	\$1451.31
		J	JPMQ-24- J	925.17	1000.00	N/A	N/A	N/A	N/A	N/A	N/A	N/A	N/A
		2, 3, G*	JPMQ-24-	1043.93	1118.76	1260.08	1334.91	1277.38	1352.21	1469.10	1543.93	1495.24	1570.07
		7, 8, 9	JPMQ-24-	1072.49	1147.32	1288.64	1363.47	1305.94	1380.77	1497.66	1572.49	1523.80	1598.63
		K	JPMQ-24- K	N/A	N/A	1426.36	1501.19	1443.66	1518.49	1635.38	1710.21	1661.52	1736.35

\*G-Pull not available on laminate or wood drawer fronts.

**X Series Pedestals**

Mobile Pedestal

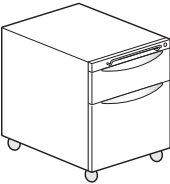
Actual Depth	Actual Width	Pull	Number ① ②	Painted Trim A	Trim B	Laminate A Trim A	Trim B	Laminate B Trim A	Trim B	Wood Group A Trim A	Trim B	Wood Group B Trim A	Trim B
<b>27.5"(699mm) High — File/File</b>													
17" (432mm)	15" (381mm)	1	JPMJ-18- 1	\$737.53	\$802.85	\$ 904.99	\$ 970.31	\$ 918.01	\$ 983.33	\$1066.50	\$1131.82	\$1095.01	\$1160.33
		J	JPMJ-18- J	737.53	802.85	N/A	N/A	N/A	N/A	N/A	N/A	N/A	N/A
		2, 3, G*	JPMJ-18-	796.91	862.23	964.37	1029.69	977.39	1042.71	1125.88	1191.20	1154.39	1219.71
		7, 8, 9	JPMJ-18-	811.19	876.51	978.65	1043.97	991.67	1056.99	1140.16	1205.48	1168.67	1233.99
		K	JPMJ-18- K	N/A	N/A	1047.51	1112.83	1060.53	1125.85	1209.02	1274.34	1237.53	1302.85
23" (584mm)	15" (381mm)	1	JPMJ-24- 1	\$767.22	\$842.05	\$ 934.68	\$1009.51	\$ 947.70	\$1022.53	\$1096.19	\$1171.02	\$1124.70	\$1199.53
		J	JPMJ-24- J	767.22	842.05	N/A	N/A	N/A	N/A	N/A	N/A	N/A	N/A
		2, 3, G*	JPMJ-24-	826.60	901.43	994.06	1068.89	1007.08	1081.91	1155.57	1230.40	1184.08	1258.91
		7, 8, 9	JPMJ-24-	840.88	915.71	1008.34	1083.17	1021.36	1096.19	1169.85	1244.68	1198.36	1273.19
		K	JPMJ-24- K	N/A	N/A	1077.20	1152.03	1090.22	1165.05	1238.71	1313.54	1267.22	1342.05
29" (737mm)	15" (381mm)	1	JPMJ-30- 1	\$796.91	\$881.25	\$ 964.37	\$1048.71	\$ 977.39	\$1061.73	\$1125.88	\$1210.22	\$1154.39	\$1238.73
		J	JPMJ-30- J	796.91	881.25	N/A	N/A	N/A	N/A	N/A	N/A	N/A	N/A
		2, 3, G*	JPMJ-30-	856.29	940.63	1023.75	1108.09	1036.77	1121.11	1185.26	1269.60	1213.77	1298.11
		7, 8, 9	JPMJ-30-	870.57	954.91	1038.03	1122.37	1051.05	1135.39	1199.54	1283.88	1228.05	1312.39
		K	JPMJ-30- K	N/A	N/A	1106.89	1191.23	1119.91	1204.25	1268.40	1352.74	1296.91	1381.25

\*G-Pull not available on laminate or wood drawer fronts.




# X Series Pedestals


## Tug Pedestal




JPTA-24




JPTP-24



JPTH-24



JPTQ-24



JPTJ-24

### Features

- Includes steel pedestal with attached handle and non-locking casters; two swivel casters in front, and two fixed casters at the back.
- Pedestal with pencil drawers and/or box drawers includes a single pencil tray.
- Box drawers include one divider in each drawer.
- File drawers include one compressor in each drawer.
- Optional drawer pulls include Ellipse, Radius, Taper, Crescent, Linear, Classic, Integral, and J-Pull.
  - Ellipse pull available in non-metallic trim colors only
  - Radius pull available in metallic trim colors only
  - Taper, Integral, and J-Pull trim color matches case trim color
  - Crescent, Linear and Classic pulls are brushed nickel finish
- Handle matches case trim color and is centered in lockbar.
- Drawers have full extension steel ball-bearing slides.
- Drawer interiors and accessories are black finish color.
- Single lock secures all drawers.
- Lock plug is available in black or chrome.
- For lock options, refer to Lock Program section of the Accessories Price List.

### Specification Tips

- For pedestal option with a cushion top, specify C in the third option. Example: JPTA-24-S1C.
- Additional accessories are available and can be specified separately.
- Tug Pedestal will not accommodate digital lock.

### To Order, Specify:

#### Painted Steel Drawer Fronts

- 1) Product number including:
  - 1 Pull** (see below)
  - 1) Trim color for drawer fronts, case and handle.
  - 2) Trim color for pull (Ellipse and Radius only).
    - Ellipse (Non-Metallic trim colors only)
    - Radius (Metallic trim colors only; upcharge for Metallic trim on pull is included in price.)
  - 3) Trim color for lock plug.

#### 1 Pull Styles



Ellipse (1)



Crescent (7)



Radius (2)



Linear (8)



Taper (3)



Classic (9)



J-Pull (J)  
(Steel Fronts)



Integral (G)  
(Steel Fronts)

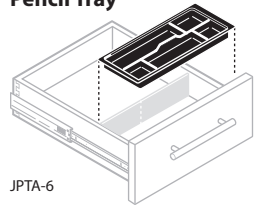
**X Series Pedestals**

Tug Pedestal

Actual Depth	Actual Width	Pull	Number ①	Trim A	B
21.75”(552mm) High — Box/File					
17”(432mm)	15”(381mm)	1, J	JPTA-18-S	\$ 798.09	\$ 850.35
		2, 3, G	JPTA-18-S	857.47	909.73
		7, 8, 9	JPTA-18-S	871.75	924.01
23”(584mm)	15”(381mm)	1, J	JPTA-24-S	\$ 827.78	\$ 889.55
		2, 3, G	JPTA-24-S	887.16	948.93
		7, 8, 9	JPTA-24-S	901.44	963.21
24.75”(629mm) High — Pencil/Box/File					
17”(432mm)	15”(381mm)	1, J	JPTP-18-S	\$ 893.10	\$ 951.30
		2, 3, G	JPTP-18-S	982.17	1040.37
		7, 8, 9	JPTP-18-S	1003.59	1061.79
23”(584mm)	15”(381mm)	1, J	JPTP-24-S	\$ 922.79	\$ 990.50
		2, 3, G	JPTP-24-S	1011.86	1079.57
		7, 8, 9	JPTP-24-S	1033.28	1100.99
29”(737mm)	15”(381mm)	1, J	JPTP-30-S	\$ 994.46	\$ 1071.68
		2, 3, G	JPTP-30-S	1083.53	1160.75
		7, 8, 9	JPTP-30-S	1104.95	1182.17
27.75”(705mm) High — Box/Box/File					
17”(432mm)	15”(381mm)	1, J	JPTH-18-S	\$ 927.54	\$ 992.86
		2, 3, G	JPTH-18-S	1016.61	1081.93
		7, 8, 9	JPTH-18-S	1038.03	1103.35
23”(584mm)	15”(381mm)	1, J	JPTH-24-S	\$ 957.23	\$ 1032.06
		2, 3, G	JPTH-24-S	1046.30	1121.13
		7, 8, 9	JPTH-24-S	1067.72	1142.55
29”(737mm)	15”(381mm)	1, J	JPTH-30-S	\$ 1028.90	\$ 1113.24
		2, 3, G	JPTH-30-S	1117.97	1202.31
		7, 8, 9	JPTH-30-S	1139.39	1223.73
27.75”(705mm) High — Pencil/Pencil/Box/File					
17”(432mm)	15”(381mm)	1, J	JPTQ-18-S	\$ 1043.93	\$ 1109.25
		2, 3, G	JPTQ-18-S	1162.69	1228.01
		7, 8, 9	JPTQ-18-S	1191.25	1256.57
23”(584mm)	15”(381mm)	1, J	JPTQ-24-S	\$ 1073.62	\$ 1148.45
		2, 3, G	JPTQ-24-S	1192.38	1267.21
		7, 8, 9	JPTQ-24-S	1220.94	1295.77
29”(737mm)	15”(381mm)	1, J	JPTQ-30-S	\$ 1145.29	\$ 1229.63
		2, 3, G	JPTQ-30-S	1264.05	1348.39
		7, 8, 9	JPTQ-30-S	1292.61	1376.95
27.75”(705mm) High — File/File					
17”(432mm)	15”(381mm)	1, J	JPTJ-18-S	\$ 885.98	\$ 951.30
		2, 3, G	JPTJ-18-S	945.36	1010.68
		7, 8, 9	JPTJ-18-S	959.64	1024.96
23”(584mm)	15”(381mm)	1, J	JPTJ-24-S	\$ 915.67	\$ 990.50
		2, 3, G	JPTJ-24-S	975.05	1049.88
		7, 8, 9	JPTJ-24-S	989.33	1064.16
29”(737mm)	15”(381mm)	1, J	JPTJ-30-S	\$ 987.34	\$ 1071.68
		2, 3, G	JPTJ-30-S	1046.72	1131.06
		7, 8, 9	JPTJ-30-S	1061.00	1145.34

## X Series Pedestal Accessories

	Height	Depth	Width	Number	Price
<b>Pencil Tray</b>	1.25"(32mm)	5.5"(140mm)	12.875"(327mm)	JPTA-6	\$35.51



JPTA-6

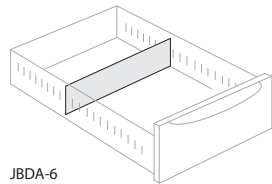
**Features**

- Includes one black plastic tray.
- Suspends from sides of 6"(152mm) drawer and slides for drawer access.
- Works with X Series and V Series pedestal drawers.

**To Order, Specify:**

- 1) Product number.  
(No finish specification required.)

	Height	Width	Number	Price
<b>Dividers</b>	3"(76mm)	12"(305mm)	JBDA-6	\$32.33



JBDA-6

**Features**

- Includes six dividers.
- Spans 6"(152mm) drawer from side-to-side.
- Adjusts in 1"(25mm) increments from front to back of drawer.
- Standard in black finish color only.
- Works with X Series and V Series pedestal drawers.

**To Order, Specify:**

- 1) Product number.  
(No finish specification required.)

	Height	Depth	Width	Number	Fabric Grade		
					A	B	C
<b>Pedestal Cushion Kit</b>	1"(25mm)	17"(432mm)	15"(381mm)	JCTB-18	\$183.45	\$205.79	\$234.01
	1"(25mm)	23"(584mm)	15"(381mm)	JCTB-24	318.67	346.90	376.30



JCTB-24

**Features**

- Includes cushion with fastener.
- Works with X Series and V Series 18"(457mm) and 24"(610mm) deep pedestals.
- Field installed.
- COM yardage:
  - 17"(432mm) deep - .75 yard
  - 23"(584mm) deep - 1 yard

**To Order, Specify:**

- 1) Product number.
- 2) Fabric surface/color.

	Depth	Number	Trim	
			A	B
<b>Stationary Pedestal Conversion Kit</b>	18"(457mm)	JSCK-18	\$152.87	\$161.43
	24"(610mm)	JSCK-24	159.00	170.00
	30"(762mm)	JSCK-30	165.13	178.57

JSCK-18

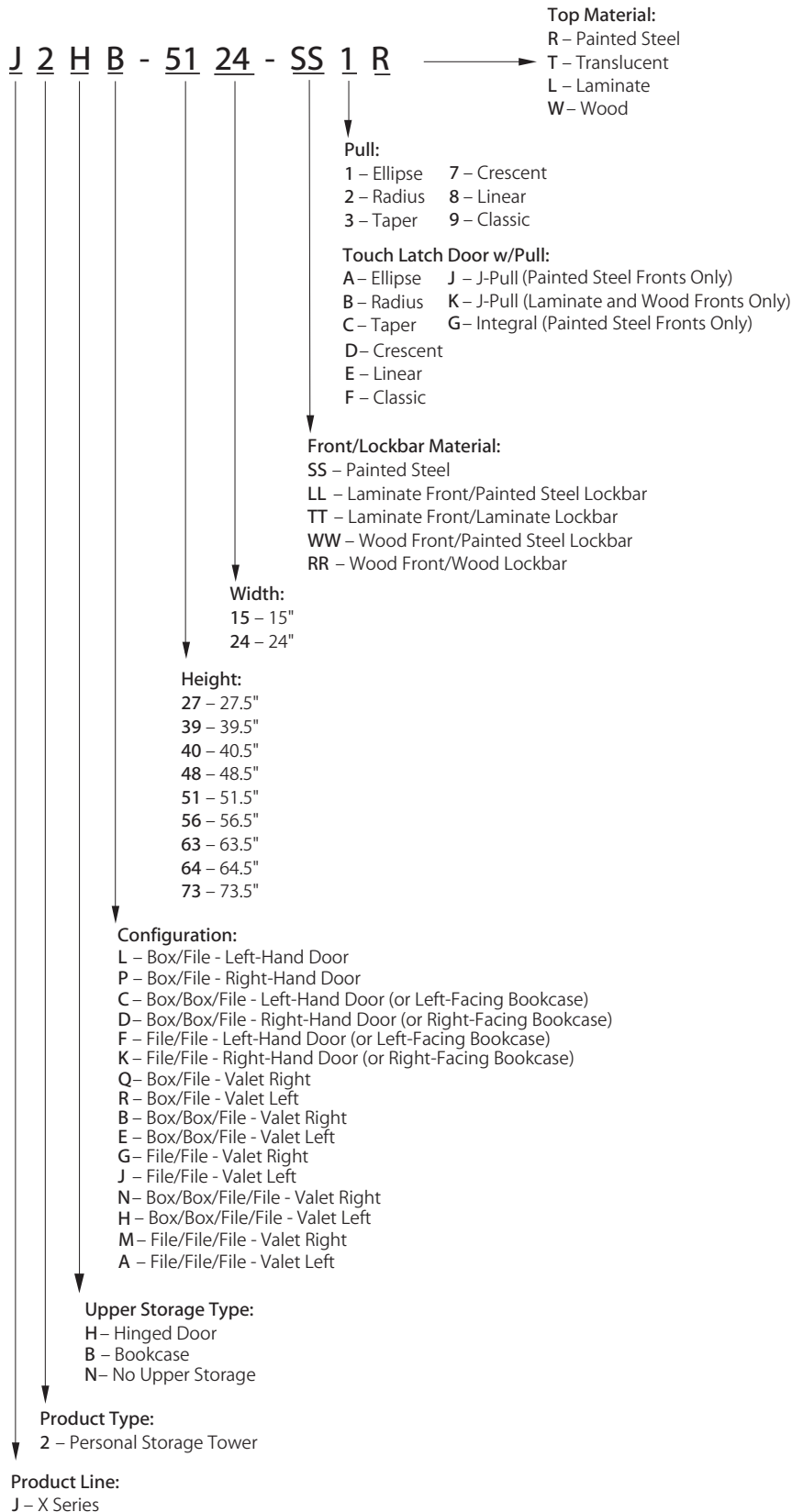
**Features**

- Includes top, counterweight, and attachment hardware.
- Converts an X Series or V Series attached pedestal to a stationary pedestal.

**To Order, Specify:**

- 1) Product number.
- 2) Trim color for top.

# Personal Storage Towers — Catalog Logic




# X Series 15" Wide Personal Storage Towers

## 3H Personal Storage Tower with Hinged Door Upper Storage



J2HP-4015 (Right)



J2HL-4015 (Left)

### Features

- Includes pedestal section with box/file drawers.
- Box drawer includes one divider and one pencil tray.
- File drawer includes one compressor.
- Drawer/door front options include painted, laminate, or wood.
- Laminate fronts can be specified with:
  - Painted steel or laminate lockbar
  - Painted steel or laminate top
- Wood fronts can be specified with:
  - Painted steel or wood lockbar
  - Painted steel or wood top
- Optional drawer/door pulls include Ellipse, Radius, Taper, Crescent, Linear, Classic, and J-Pull.
  - Ellipse pull available in non-Metallic trim colors only
  - Radius pull available in Metallic trim colors only
  - Taper and J-Pull pull trim color matches case trim color
  - Crescent, Linear and Classic pulls are brushed nickel finish
  - J-Pull available with touch latch doors only
- Standard door or touch latch door choice is determined by pull style code.
- Drawers have full extension steel ball-bearing slides.
- Interiors, shelf, and accessories are black finish color.
- Single lock secures all drawers. Storage unit locks separately.
- Locks in tower are randomly keyed.
- Lock plugs are available in black or chrome.
- For lock options, refer to Lock Program section of the Accessories Price List.
- Glides provide 1.5"(38mm) adjustment range.

### Specification Tips

- Optional white translucent top adds 2.75"(70mm) to overall height of tower.

### To Order, Specify:

#### Painted Steel Drawer/Door Fronts

- Product number, including:

#### 1 Front/Lockbar Option:

**SS** Painted steel fronts/painted steel lockbar

#### 2 Pull (see side bar)

**\$30.87** upcharge list for touch latch door(s).

#### 3 Top Option:

**R** Regular top

**T** Translucent top, add **\$527.31** list

- Trim color for case and front.

- Trim color for pull (Ellipse and Radius only).
  - Ellipse (Non-Metallic trim colors only)
  - Radius (Metallic trim colors only; upcharge for Metallic trim on pull is included in price.)

- Trim color for lock plug.

### To Order, Specify (cont'd):

#### Laminate Drawer/Door Fronts

- Product number, including:

#### 1 Front/Lockbar Option:

**LL** Laminate fronts/painted steel lockbar

**TT** Laminate fronts/laminate lockbar, add **\$46.31** list

#### 2 Pull (see side bar)

**\$30.87** upcharge list for touch latch door(s).

#### 3 Top Option:

**R** Regular top

**T** Translucent top, add **\$527.31** list

**L** Laminate top, add **\$138.95** list

- Trim color for case.

- Trim color for pull (Ellipse and Radius only).
  - Ellipse (Non-Metallic trim colors only)
  - Radius (Metallic trim colors only; upcharge for Metallic trim on pull is included in price.)

- Laminate color for drawer/door fronts (and top, if laminate top is specified).

- Edge trim color for drawer/door fronts (and top, if laminate top is specified).

- Trim color for lock plug.

#### Wood Drawer/Door Fronts

- Product number, including:

#### 1 Front/Lockbar Option:

**WW** Wood fronts/painted steel lockbar

**RR** Wood fronts/wood lockbar, add **\$89.08** list

#### 2 Pull (see side bar)

**\$30.87** upcharge list for touch latch door(s).

#### 3 Top Option:

**R** Regular top

**T** Translucent top, add **\$527.31** list

**W** Wood top, add **\$267.21** list

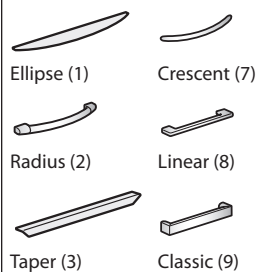
- Trim color for case.

- Trim color for pull (Ellipse and Radius only).
  - Ellipse (Non-Metallic trim colors only)
  - Radius (Metallic trim colors only; upcharge for Metallic trim on pull is included in price.)

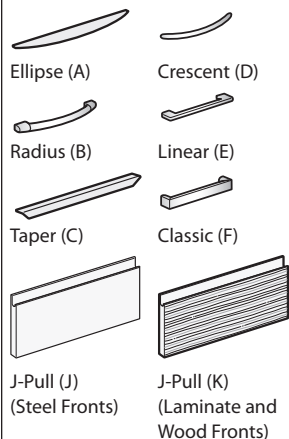
- Wood finish for drawer/door fronts (and top, if wood top is specified).

- Trim color for lock plug.

#### 2 Standard Door Pull Styles



#### 2 Touch Latch Door Pull Styles



# X Series 15" Wide Personal Storage Towers

3H Personal Storage Tower with Hinged Door Upper Storage

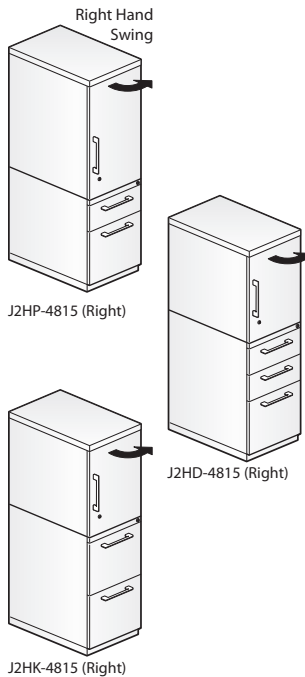
Actual Depth	Actual Width	Pull	Number ① ② ③	Painted Trim A	Trim B	Laminate A Trim A	Trim B	Laminate B Trim A	Trim B	Wood Group A Trim A	Trim B	Wood Group B Trim A	Trim B
<b>3H, 40.5" (1232mm) — Box/File, Right-Hand Door</b>													
23.625" (600mm)	15" (381mm)	1	J2HP-4015- 1	\$2099.72	\$2201.64	\$2261.84	\$2339.78	\$2333.32	\$2411.26	\$2426.51	\$2504.45	\$2581.06	\$2659.00
		J	J2HP-4015- J	2130.59	2232.51	N/A	N/A	N/A	N/A	N/A	N/A	N/A	N/A
		2, 3	J2HP-4015-	2159.10	2261.02	\$2321.22	\$2399.16	\$2392.70	\$2470.64	\$2485.89	\$2563.83	\$2640.44	\$2718.38
		7, 8, 9	J2HP-4015-	2173.38	2275.30	2335.50	2413.44	2406.98	2484.92	2500.17	2578.11	2654.72	2732.66
		K	J2HP-4015- K	N/A	N/A	2435.23	2513.17	2506.71	2584.65	2599.90	2677.84	2754.45	2832.39
<b>3H, 40.5" (1232mm) — Box/File, Left-Hand Door</b>													
23.625" (600mm)	15" (381mm)	1	J2HL-4015- 1	\$2099.72	\$2201.64	\$2261.84	\$2339.78	\$2333.32	\$2411.26	\$2426.51	\$2504.45	\$2581.06	\$2659.00
		J	J2HL-4015- J	2130.59	2232.51	N/A	N/A	N/A	N/A	N/A	N/A	N/A	N/A
		2, 3	J2HL-4015-	2159.10	2261.02	\$2321.22	\$2399.16	\$2392.70	\$2470.64	\$2485.89	\$2563.83	\$2640.44	\$2718.38
		7, 8, 9	J2HL-4015-	2173.38	2275.30	2335.50	2413.44	2406.98	2484.92	2500.17	2578.11	2654.72	2732.66
		K	J2HL-4015- K	N/A	N/A	2435.23	2513.17	2506.71	2584.65	2599.90	2677.84	2754.45	2832.39

This page intentionally blank



# X Series 15" Wide Personal Storage Towers

4H Personal Storage Tower with Hinged Door Upper Storage



## Features

- Includes:
  - Pedestal section with multiple box and file drawer configurations
  - Upper storage unit with one or more removable shelves.
- Tower with box drawer(s) includes a single pencil tray.
- Each box drawer includes one divider.
- Each file drawer includes one compressor.
- 48.5" (1232mm) and 51.5" (1308mm) tall units have one removable shelf located 12.5" (318mm) from bottom of the hinged door storage area.
- Drawer/door front options include painted, laminate, or wood.
- Laminate fronts can be specified with:
  - Painted steel or laminate lockbar
  - Painted steel, translucent, or laminate top
- Wood fronts can be specified with:
  - Painted steel or wood lockbar
  - Painted steel, translucent, or wood top
- Optional drawer/door pulls include Ellipse, Radius, Taper, Crescent, Linear, Classic, and J-Pull.
  - Ellipse pull available in non-Metallic trim colors only
  - Radius pull available in Metallic trim colors only
  - Taper and J-Pull pull trim color matches case trim color
  - Crescent, Linear and Classic pulls are brushed nickel finish
  - J-Pull available with touch latch doors only
- Standard door or touch latch door choice is determined by pull style code.
- Drawers have full extension steel ball-bearing slides.
- Interiors, shelf, and accessories are black finish color.
- Single lock secures all drawers. Storage unit locks separately.
- Locks in tower are randomly keyed.
- Lock plugs are available in black or chrome.
- For lock options, refer to Lock Program section of the Accessories Price List.
- Glides provide 1.5" (38mm) adjustment range.

## Specification Tips

- Optional white translucent top adds 2.75" (70mm) to overall height of tower.
- Additional shelves can be specified separately.

## To Order, Specify:

### Painted Steel Drawer/Door Fronts

- Product number, including:

#### 1 Front/Lockbar Option:

**SS** Painted steel fronts/painted steel lockbar

#### 2 Pull (see side bar)

**\$30.87** upcharge list for touch latch door(s).

#### 3 Top Option:

**R** Regular top

**T** Translucent top, add **\$527.31** list

- Trim color for case and front.

- Trim color for pull (Ellipse and Radius only).

- Ellipse (Non-Metallic trim colors only)
- Radius (Metallic trim colors only; upcharge for Metallic trim on pull is included in price.)

- Trim color for lock plug.

## To Order, Specify (cont'd):

### Laminate Drawer/Door Fronts

- Product number, including:

#### 1 Front/Lockbar Option:

**LL** Laminate fronts/painted steel lockbar

**TT** Laminate fronts/laminate lockbar, add **\$46.31** list

#### 2 Pull (see side bar)

**\$30.87** upcharge list for touch latch door(s).

#### 3 Top Option:

**R** Regular top

**T** Translucent top, add **\$527.31** list

**L** Laminate top, add **\$138.95** list

- Trim color for case.

- Trim color for pull (Ellipse and Radius only).

- Ellipse (Non-Metallic trim colors only)
- Radius (Metallic trim colors only; upcharge for Metallic trim on pull is included in price.)

- Laminate color for drawer/door fronts (and top, if laminate top is specified).

- Edge trim color for drawer/door fronts (and top, if laminate top is specified).

- Trim color for lock plug.

### Wood Drawer/Door Fronts

- Product number, including:

#### 1 Front/Lockbar Option:

**WW** Wood fronts/painted steel lockbar

**RR** Wood fronts/wood lockbar, add **\$89.08** list

#### 2 Pull (see side bar)

**\$29.68** upcharge list for touch latch door(s).

#### 3 Top Option:

**R** Regular top

**T** Translucent top, add **\$527.31** list

**W** Wood top, add **\$267.21** list

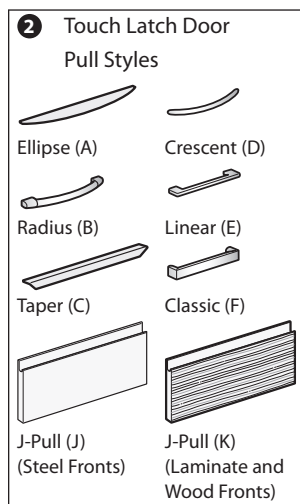
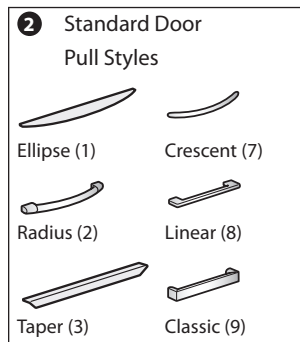
- Trim color for case.

- Trim color for pull (Ellipse and Radius only).

- Ellipse (Non-Metallic trim colors only)
- Radius (Metallic trim colors only; upcharge for Metallic trim on pull is included in price.)

- Wood finish for drawer/door fronts (and top, if wood top is specified).

- Trim color for lock plug.



X Series 15" Wide Personal Storage Towers

4H Personal Storage Tower with Hinged Door Upper Storage

Actual Depth	Actual Width	Pull	Number ① ② ③	Painted Trim A	Trim B	Laminate A Trim A	Trim B	Laminate B Trim A	Trim B	Wood Group A Trim A	Trim B	Wood Group B Trim A	Trim B
4H, 48.5"(1232mm) — Box/File, Right-Hand Door													
23.625" (600mm)	15" (381mm)	1	J2HP-4815- 1	\$2327.22	\$2443.29	\$2525.12	\$2614.94	\$2617.70	\$2707.52	\$2725.75	\$2815.57	\$2933.56	\$3023.38
		J	J2HP-4815- J	2358.09	2474.16	N/A	N/A	N/A	N/A	N/A	N/A	N/A	N/A
		2, 3	J2HP-4815-	2386.60	2502.67	\$2584.50	\$2674.32	\$2677.08	\$2766.90	\$2785.13	\$2874.95	\$2992.94	\$3082.76
		7, 8, 9	J2HP-4815-	2400.88	2516.95	2598.78	2688.60	2691.36	2781.18	2799.41	2889.23	3007.22	3097.04
		K	J2HP-4815- K	N/A	N/A	2698.51	2788.33	2791.09	2880.91	2899.14	2988.96	3106.95	3196.77
4H, 48.5"(1232mm) — Box/File, Left-Hand Door													
23.625" (600mm)	15" (381mm)	1	J2HL-4815- 1	\$2327.22	\$2443.29	\$2525.12	\$2614.94	\$2617.70	\$2707.52	\$2725.75	\$2815.57	\$2933.56	\$3023.38
		J	J2HL-4815- J	2358.09	2474.16	N/A	N/A	N/A	N/A	N/A	N/A	N/A	N/A
		2, 3	J2HL-4815-	2386.60	2502.67	\$2584.50	\$2674.32	\$2677.08	\$2766.90	\$2785.13	\$2874.95	\$2992.94	\$3082.76
		7, 8, 9	J2HL-4815-	2400.88	2516.95	2598.78	2688.60	2691.36	2781.18	2799.41	2889.23	3007.22	3097.04
		K	J2HL-4815- K	N/A	N/A	2698.51	2788.33	2791.09	2880.91	2899.14	2988.96	3106.95	3196.77
4H, 48.5"(1232mm) — Box/Box/File, Right-Hand Door													
23.625" (600mm)	15" (381mm)	1	J2HD-4815- 1	\$2383.58	\$2495.97	\$2549.87	\$2639.69	\$2644.39	\$2734.21	\$2730.37	\$2820.19	\$2929.91	\$3019.73
		J	J2HD-4815- J	2414.45	2526.84	N/A	N/A	N/A	N/A	N/A	N/A	N/A	N/A
		2, 3	J2HD-4815-	2502.34	2614.73	\$2668.63	\$2758.45	\$2763.15	\$2852.97	\$2849.13	\$2938.95	\$3048.67	\$3138.49
		7, 8, 9	J2HD-4815-	2530.90	2643.29	2697.19	2787.01	2791.71	2881.53	2877.69	2967.51	3077.23	3167.05
		K	J2HD-4815- K	N/A	N/A	2794.52	2884.34	2889.04	2978.86	2975.02	3064.84	3174.56	3264.38
4H, 48.5"(1232mm) — Box/Box/File, Left-Hand Door													
23.625" (600mm)	15" (381mm)	1	J2HC-4815- 1	\$2383.58	\$2495.97	\$2549.87	\$2639.69	\$2644.39	\$2734.21	\$2730.37	\$2820.19	\$2929.91	\$3019.73
		J	J2HC-4815- J	2414.45	2526.84	N/A	N/A	N/A	N/A	N/A	N/A	N/A	N/A
		2, 3	J2HC-4815-	2502.34	2614.73	\$2668.63	\$2758.45	\$2763.15	\$2852.97	\$2849.13	\$2938.95	\$3048.67	\$3138.49
		7, 8, 9	J2HC-4815-	2530.90	2643.29	2697.19	2787.01	2791.71	2881.53	2877.69	2967.51	3077.23	3167.05
		K	J2HC-4815- K	N/A	N/A	2794.52	2884.34	2889.04	2978.86	2975.02	3064.84	3174.56	3264.38
4H, 48.5"(1232mm) — File/File, Right-Hand Door													
23.625" (600mm)	15" (381mm)	1	J2HK-4815- 1	\$2312.32	\$2424.72	\$2466.73	\$2556.55	\$2554.60	\$2644.42	\$2635.37	\$2725.19	\$2834.90	\$2924.72
		J	J2HK-4815- J	2343.19	2455.59	N/A	N/A	N/A	N/A	N/A	N/A	N/A	N/A
		2, 3	J2HK-4815-	2401.39	2513.79	\$2555.80	\$2645.62	\$2643.67	\$2733.49	\$2724.44	\$2814.26	\$2923.97	\$3013.79
		7, 8, 9	J2HK-4815-	2422.81	2535.21	2577.22	2667.04	2665.09	2754.91	2745.86	2835.68	2945.39	3035.21
		K	J2HK-4815- K	N/A	N/A	2640.12	2729.94	2727.99	2817.81	2808.76	2898.58	3008.29	3098.11
4H, 48.5"(1232mm) — File/File, Left-Hand Door													
23.625" (600mm)	15" (381mm)	1	J2HF-4815- 1	\$2312.32	\$2424.72	\$2466.73	\$2556.55	\$2554.60	\$2644.42	\$2635.37	\$2725.19	\$2834.90	\$2924.72
		J	J2HF-4815- J	2343.19	2455.59	N/A	N/A	N/A	N/A	N/A	N/A	N/A	N/A
		2, 3	J2HF-4815-	2401.39	2513.79	\$2555.80	\$2645.62	\$2643.67	\$2733.49	\$2724.44	\$2814.26	\$2923.97	\$3013.79
		7, 8, 9	J2HF-4815-	2422.81	2535.21	2577.22	2667.04	2665.09	2754.91	2745.86	2835.68	2945.39	3035.21
		K	J2HF-4815- K	N/A	N/A	2640.12	2729.94	2727.99	2817.81	2808.76	2898.58	3008.29	3098.11
4H, 51.5"(1308mm) — Box/File, Right-Hand Door													
23.625" (600mm)	15" (381mm)	1	J2HP-5115- 1	\$2413.92	\$2532.27	\$2600.57	\$2690.39	\$2699.16	\$2788.98	\$2789.87	\$2879.69	\$3009.12	\$3098.94
		J	J2HP-5115- J	2444.79	2563.14	N/A	N/A	N/A	N/A	N/A	N/A	N/A	N/A
		2, 3	J2HP-5115-	2473.30	2591.65	\$2659.95	\$2749.77	\$2758.54	\$2848.36	\$2849.25	\$2939.07	\$3068.50	\$3158.32
		7, 8, 9	J2HP-5115-	2487.58	2605.93	2674.23	2764.05	2772.82	2862.64	2863.53	2953.35	3082.78	3172.60
		K	J2HP-5115- K	N/A	N/A	2773.96	2863.78	2872.55	2962.37	2963.26	3053.08	3182.51	3272.33
4H, 51.5"(1308mm) — Box/File, Left-Hand Door													
23.625" (600mm)	15" (381mm)	1	J2HL-5115- 1	\$2413.92	\$2532.27	\$2600.57	\$2690.39	\$2699.16	\$2788.98	\$2789.87	\$2879.69	\$3009.12	\$3098.94
		J	J2HL-5115- J	2444.79	2563.14	N/A	N/A	N/A	N/A	N/A	N/A	N/A	N/A
		2, 3	J2HL-5115-	2473.30	2591.65	\$2659.95	\$2749.77	\$2758.54	\$2848.36	\$2849.25	\$2939.07	\$3068.50	\$3158.32
		7, 8, 9	J2HL-5115-	2487.58	2605.93	2674.23	2764.05	2772.82	2862.64	2863.53	2953.35	3082.78	3172.60
		K	J2HL-5115- K	N/A	N/A	2773.96	2863.78	2872.55	2962.37	2963.26	3053.08	3182.51	3272.33

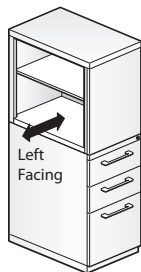
# X Series 15" Wide Personal Storage Towers

4H Personal Storage Tower with Hinged Door Upper Storage

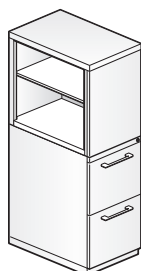
Actual Depth	Actual Width	Pull	Number ① ② ③	Painted Trim A	Trim B	Laminate A Trim A	Trim B	Laminate B Trim A	Trim B	Wood Group A Trim A	Trim B	Wood Group B Trim A	Trim B
<b>4H, 51.5" (1308mm) — Box/Box/File, Right-Hand Door</b>													
23.625" (600mm)	15" (381mm)	1	J2HD-5115- 1	\$2470.29	\$2588.61	\$2625.87	\$2715.69	\$2726.49	\$2816.31	\$2794.51	\$2884.33	\$3004.46	\$3094.28
		J	J2HD-5115- J	2501.16	2619.48	N/A	N/A	N/A	N/A	N/A	N/A	N/A	N/A
		2, 3	J2HD-5115-	2589.05	2707.37	\$2744.63	\$2834.45	\$2845.25	\$2935.07	\$2913.27	\$3003.09	\$3123.22	\$3213.04
		7, 8, 9	J2HD-5115-	2617.61	2735.93	2773.19	2863.01	2873.81	2963.63	2941.83	3031.65	3151.78	3241.60
		K	J2HD-5115- K	N/A	N/A	2870.52	2960.34	2971.14	3060.96	3039.16	3128.98	3249.11	3338.93
<b>4H, 51.5" (1308mm) — Box/Box/File, Left-Hand Door</b>													
23.625" (600mm)	15" (381mm)	1	J2HC-5115- 1	\$2470.29	\$2588.61	\$2625.87	\$2715.69	\$2726.49	\$2816.31	\$2794.51	\$2884.33	\$3004.46	\$3094.28
		J	J2HC-5115- J	2501.16	2619.48	N/A	N/A	N/A	N/A	N/A	N/A	N/A	N/A
		2, 3	J2HC-5115-	2589.05	2707.37	\$2744.63	\$2834.45	\$2845.25	\$2935.07	\$2913.27	\$3003.09	\$3123.22	\$3213.04
		7, 8, 9	J2HC-5115-	2617.61	2735.93	2773.19	2863.01	2873.81	2963.63	2941.83	3031.65	3151.78	3241.60
		K	J2HC-5115- K	N/A	N/A	2870.52	2960.34	2971.14	3060.96	3039.16	3128.98	3249.11	3338.93
<b>4H, 51.5" (1308mm) — File/File, Right-Hand Door</b>													
23.625" (600mm)	15" (381mm)	1	J2HK-5115- 1	\$2399.03	\$2517.36	\$2542.73	\$2632.55	\$2636.70	\$2726.52	\$2699.51	\$2789.33	\$2909.45	\$2999.27
		J	J2HK-5115- J	2429.90	2548.23	N/A	N/A	N/A	N/A	N/A	N/A	N/A	N/A
		2, 3	J2HK-5115-	2488.10	2606.43	\$2631.80	\$2721.62	\$2725.77	\$2815.59	\$2788.58	\$2878.40	\$2998.52	\$3088.34
		7, 8, 9	J2HK-5115-	2509.52	2627.85	2653.22	2743.04	2747.19	2837.01	2810.00	2899.82	3019.94	3109.76
		K	J2HK-5115- K	N/A	N/A	2716.12	2805.94	2810.09	2899.91	2872.90	2962.72	3082.84	3172.66
<b>4H, 51.5" (1308mm) — File/File, Left-Hand Door</b>													
23.625" (600mm)	15" (381mm)	1	J2HF-5115- 1	\$2399.03	\$2517.36	\$2542.73	\$2632.55	\$2636.70	\$2726.52	\$2699.51	\$2789.33	\$2909.45	\$2999.27
		J	J2HF-5115- J	2429.90	2548.23	N/A	N/A	N/A	N/A	N/A	N/A	N/A	N/A
		2, 3	J2HF-5115-	2488.10	2606.43	\$2631.80	\$2721.62	\$2725.77	\$2815.59	\$2788.58	\$2878.40	\$2998.52	\$3088.34
		7, 8, 9	J2HF-5115-	2509.52	2627.85	2653.22	2743.04	2747.19	2837.01	2810.00	2899.82	3019.94	3109.76
		K	J2HF-5115- K	N/A	N/A	2716.12	2805.94	2810.09	2899.91	2872.90	2962.72	3082.84	3172.66

# X Series 15" Wide Personal Storage Towers

## 4H Personal Storage Tower with Bookcase Upper Storage



J2BC-4815 (Left)



J2BF-4815 (Left)

### Features

- Includes:
  - Pedestal section with multiple box and file drawer configurations
  - Side facing bookcase with one shelf that adjusts 3"(76mm) increments
- Tower with box drawers includes a single pencil tray.
- Each box drawer includes one divider.
- Each file drawer includes one compressor.
- Drawer front options include painted, laminate, or wood.
- Laminate fronts can be specified with:
  - Painted steel or laminate lockbar
  - Painted steel, translucent, or laminate top
- Wood fronts can be specified with:
  - Painted steel or wood lockbar
  - Painted steel, translucent, or wood top
- Optional drawer pulls include Ellipse, Radius, Taper, Crescent, Linear, Classic, and J-Pull.
  - Ellipse pull available in non-Metallic trim colors only
  - Radius pull available in Metallic trim colors only
  - Taper and J-Pull pull trim color matches case trim color
  - Crescent, Linear and Classic pulls are brushed nickel finish
- Drawers have full extension steel ball-bearing slides.
- Drawer interiors and accessories are black finish color. Bookcase interior and shelf color match case color.
- Single lock secures all drawers.
- Lock plugs are available in black or chrome.
- For lock options, refer to Lock Program section of the Accessories Price List.
- Glides provide 1.5"(38mm) adjustment range.

### Specification Tips

- Optional white translucent top adds 2.75"(70mm) to overall height of tower.
- Additional shelves can be specified separately.

### To Order, Specify:

#### Painted Steel Drawer Fronts

- Product number, including:

#### 1 Front/Lockbar Option:

- SS** Painted steel fronts/painted steel lockbar

#### 2 Pull (see side bar)

#### 3 Top Option:

- R** Regular top  
**T** Translucent top, add **\$527.31** list

- Trim color for case and front.

- Trim color for pull (Ellipse and Radius only).
  - Ellipse (Non-Metallic trim colors only)
  - Radius (Metallic trim colors only; upcharge for Metallic trim on pull is included in price.)

- Trim color for lock plug.

### To Order, Specify (cont'd):

#### Laminate Drawer Fronts

- Product number, including:

#### 1 Front/Lockbar Option:

- LL** Laminate fronts/painted steel lockbar  
**TT** Laminate fronts/laminate lockbar, add **\$46.31** list

#### 2 Pull (see side bar)

#### 3 Top Option:

- R** Regular top  
**T** Translucent top, add **\$527.31** list  
**L** Laminate top, add **\$138.95** list

- Trim color for case.

- Trim color for pull (Ellipse and Radius only).
  - Ellipse (Non-Metallic trim colors only)
  - Radius (Metallic trim colors only; upcharge for Metallic trim on pull is included in price.)

- Laminate color for drawer fronts (and top, if laminate top is specified).

- Edge trim color for drawer fronts (and top, if laminate top is specified).

- Trim color for lock plug.

#### Wood Drawer Fronts

- Product number, including:

#### 1 Front/Lockbar Option:

- WW** Wood fronts/painted steel lockbar  
**RR** Wood fronts/wood lockbar, add **\$89.08** list

#### 2 Pull (see side bar)

#### 3 Top Option:

- R** Regular top  
**T** Translucent top, add **\$527.31** list  
**W** Wood top, add **\$267.21** list

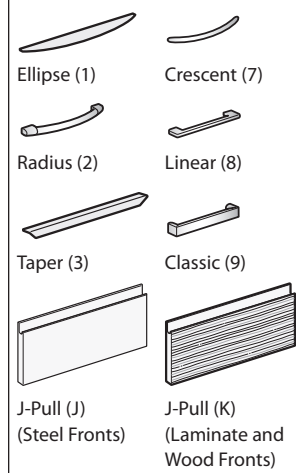
- Trim color for case.

- Trim color for pull (Ellipse and Radius only).
  - Ellipse (Non-Metallic trim colors only)
  - Radius (Metallic trim colors only; upcharge for Metallic trim on pull is included in price.)

- Wood finish color for drawer fronts (and top, if wood top is specified).

- Trim color for lock plug.

### 2 Pull Styles



# X Series 15" Wide Personal Storage Towers

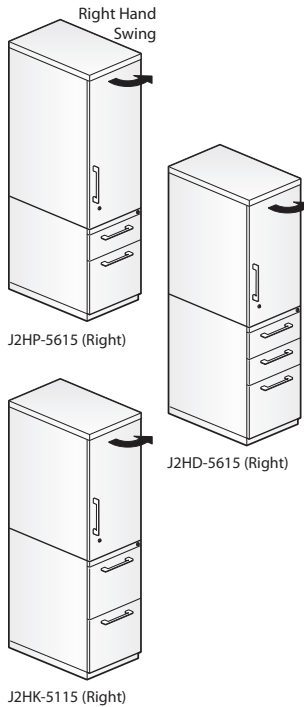
4H Personal Storage Tower with Bookcase Upper Storage

Actual Depth	Actual Width	Pull	Number ① ② ③	Painted Trim A	Trim B	Laminate A Trim A	Trim B	Laminate B Trim A	Trim B	Wood Group A Trim A	Trim B	Wood Group B Trim A	Trim B
<b>4H, 48.5" (1232mm) — Box/Box/File, Right-Facing Bookcase</b>													
23.625" (600mm)	15" (381mm)	1	J2BD-4815- 1	\$2124.69	\$2237.07	\$2289.76	\$2379.58	\$2363.49	\$2453.31	\$2469.09	\$2558.91	\$2621.13	\$2710.95
		J	J2BD-4815- J	2155.56	2267.94	N/A	N/A	N/A	N/A	N/A	N/A	N/A	N/A
		2, 3	J2BD-4815-	2243.45	2355.83	\$2408.52	\$2498.34	\$2482.25	\$2572.07	\$2587.85	\$2677.67	\$2739.89	\$2829.71
		7, 8, 9	J2BD-4815-	2272.01	2384.39	2437.08	2526.90	2510.81	2600.63	2616.41	2706.23	2768.45	2858.27
		K	J2BD-4815- K	N/A	N/A	2534.41	2624.23	2608.14	2697.96	2713.74	2803.56	2865.78	2955.60
<b>4H, 48.5" (1232mm) — Box/Box/File, Left-Facing Bookcase</b>													
23.625" (600mm)	15" (381mm)	1	J2BC-4815- 1	\$2124.69	\$2237.07	\$2289.76	\$2379.58	\$2363.49	\$2453.31	\$2469.09	\$2558.91	\$2621.13	\$2710.95
		J	J2BC-4815- J	2155.56	2267.94	N/A	N/A	N/A	N/A	N/A	N/A	N/A	N/A
		2, 3	J2BC-4815-	2243.45	2355.83	\$2408.52	\$2498.34	\$2482.25	\$2572.07	\$2587.85	\$2677.67	\$2739.89	\$2829.71
		7, 8, 9	J2BC-4815-	2272.01	2384.39	2437.08	2526.90	2510.81	2600.63	2616.41	2706.23	2768.45	2858.27
		K	J2BC-4815- K	N/A	N/A	2534.41	2624.23	2608.14	2697.96	2713.74	2803.56	2865.78	2955.60
<b>4H, 48.5" (1232mm) — File/File, Right-Facing Bookcase</b>													
23.625" (600mm)	15" (381mm)	1	J2BK-4815- 1	\$2053.43	\$2165.82	\$2206.62	\$2296.44	\$2273.70	\$2363.52	\$2374.09	\$2463.91	\$2526.12	\$2615.94
		J	J2BK-4815- J	2084.30	2196.69	N/A	N/A	N/A	N/A	N/A	N/A	N/A	N/A
		2, 3	J2BK-4815-	2142.50	2254.89	\$2295.69	\$2385.51	\$2362.77	\$2452.59	\$2463.16	\$2552.98	\$2615.19	\$2705.01
		7, 8, 9	J2BK-4815-	2163.92	2276.31	2317.11	2406.93	2384.19	2474.01	2484.58	2574.40	2636.61	2726.43
		K	J2BK-4815- K	N/A	N/A	2380.01	2469.83	2447.09	2536.91	2547.48	2637.30	2699.51	2789.33
<b>4H, 48.5" (1232mm) — File/File, Left-Facing Bookcase</b>													
23.625" (600mm)	15" (381mm)	1	J2BF-4815- 1	\$2053.43	\$2165.82	\$2206.62	\$2296.44	\$2273.70	\$2363.52	\$2374.09	\$2463.91	\$2526.12	\$2615.94
		J	J2BF-4815- J	2084.30	2196.69	N/A	N/A	N/A	N/A	N/A	N/A	N/A	N/A
		2, 3	J2BF-4815-	2142.50	2254.89	\$2295.69	\$2385.51	\$2362.77	\$2452.59	\$2463.16	\$2552.98	\$2615.19	\$2705.01
		7, 8, 9	J2BF-4815-	2163.92	2276.31	2317.11	2406.93	2384.19	2474.01	2484.58	2574.40	2636.61	2726.43
		K	J2BF-4815- K	N/A	N/A	2380.01	2469.83	2447.09	2536.91	2547.48	2637.30	2699.51	2789.33
<b>4H, 51.5" (1308mm) — Box/Box/File, Right-Facing Bookcase</b>													
23.625" (600mm)	15" (381mm)	1	J2BD-5115- 1	\$2194.76	\$2313.07	\$2357.47	\$2447.29	\$2436.61	\$2526.43	\$2533.23	\$2623.05	\$2764.82	\$2854.64
		J	J2BD-5115- J	2225.63	2343.94	N/A	N/A	N/A	N/A	N/A	N/A	N/A	N/A
		2, 3	J2BD-5115-	2313.52	2431.83	\$2476.23	\$2566.05	\$2555.37	\$2645.19	\$2651.99	\$2741.81	\$2883.58	\$2973.40
		7, 8, 9	J2BD-5115-	2342.08	2460.39	2504.79	2594.61	2583.93	2673.75	2680.55	2770.37	2912.14	3001.96
		K	J2BD-5115- K	N/A	N/A	2602.12	2691.94	2681.26	2771.08	2777.88	2867.70	3009.47	3099.29
<b>4H, 51.5" (1308mm) — Box/Box/File, Left-Facing Bookcase</b>													
23.625" (600mm)	15" (381mm)	1	J2BC-5115- 1	\$2194.76	\$2313.07	\$2357.47	\$2447.29	\$2436.61	\$2526.43	\$2533.23	\$2623.05	\$2764.82	\$2854.64
		J	J2BC-5115- J	2225.63	2343.94	N/A	N/A	N/A	N/A	N/A	N/A	N/A	N/A
		2, 3	J2BC-5115-	2313.52	2431.83	\$2476.23	\$2566.05	\$2555.37	\$2645.19	\$2651.99	\$2741.81	\$2883.58	\$2973.40
		7, 8, 9	J2BC-5115-	2342.08	2460.39	2504.79	2594.61	2583.93	2673.75	2680.55	2770.37	2912.14	3001.96
		K	J2BC-5115- K	N/A	N/A	2602.12	2691.94	2681.26	2771.08	2777.88	2867.70	3009.47	3099.29
<b>4H, 51.5" (1308mm) — File/File, Right-Facing Bookcase</b>													
23.625" (600mm)	15" (381mm)	1	J2BK-5115- 1	\$2123.50	\$2241.82	\$2274.33	\$2364.15	\$2346.82	\$2436.64	\$2438.23	\$2528.05	\$2669.81	\$2759.63
		J	J2BK-5115- J	2154.37	2272.69	N/A	N/A	N/A	N/A	N/A	N/A	N/A	N/A
		2, 3	J2BK-5115-	2212.57	2330.89	\$2363.40	\$2453.22	\$2435.89	\$2525.71	\$2527.30	\$2617.12	\$2758.88	\$2848.70
		7, 8, 9	J2BK-5115-	2233.99	2352.31	2384.82	2474.64	2457.31	2547.13	2548.72	2638.54	2780.30	2870.12
		K	J2BK-5115- K	N/A	N/A	2447.72	2537.54	2520.21	2610.03	2611.62	2701.44	2843.20	2933.02
<b>4H, 51.5" (1308mm) — File/File, Left-Facing Bookcase</b>													
23.625" (600mm)	15" (381mm)	1	J2BF-5115- 1	\$2123.50	\$2241.82	\$2274.33	\$2364.15	\$2346.82	\$2436.64	\$2438.23	\$2528.05	\$2669.81	\$2759.63
		J	J2BF-5115- J	2154.37	2272.69	N/A	N/A	N/A	N/A	N/A	N/A	N/A	N/A
		2, 3	J2BF-5115-	2212.57	2330.89	\$2363.40	\$2453.22	\$2435.89	\$2525.71	\$2527.30	\$2617.12	\$2758.88	\$2848.70
		7, 8, 9	J2BF-5115-	2233.99	2352.31	2384.82	2474.64	2457.31	2547.13	2548.72	2638.54	2780.30	2870.12
		K	J2BF-5115- K	N/A	N/A	2447.72	2537.54	2520.21	2610.03	2611.62	2701.44	2843.20	2933.02



# X Series 15" Wide Personal Storage Towers

5H Personal Storage Tower with Hinged Door Upper Storage



## Features

- Includes:
  - Pedestal section with multiple box and file drawer configurations
  - Upper storage units will accommodate one or two removable shelves depending on height and pedestal configuration. Configurations with Box/Box/File or File/File includes one removable shelf. Storage with Box/File configuration includes two removable shelves.
- Tower with box drawer(s) includes a single pencil tray.
- Each box drawer includes one divider.
- Each file drawer includes one compressor.
- Drawer/door front options include painted, laminate, or wood.
- Laminate fronts can be specified with:
  - Painted steel or laminate lockbar
  - Painted steel, translucent, or laminate top
- Wood fronts can be specified with:
  - Painted steel or wood lockbar
  - Painted steel, translucent, or wood top
- Optional drawer/door pulls include Ellipse, Radius, Taper, Crescent, Linear, Classic, and J-Pull.
  - Ellipse pull available in non-Metallic trim colors only
  - Radius pull available in Metallic trim colors only
  - Taper and J-Pull pull trim color matches case trim color
  - Crescent, Linear and Classic pulls are brushed nickel finish
  - J-Pull available with touch latch doors only
- Standard door or touch latch door choice is determined by pull style code.
- Drawers have full extension steel ball-bearing slides.
- Interiors, shelf, and accessories are black finish color.
- Single lock secures all drawers. Storage unit locks separately.
- Locks in tower are randomly keyed.
- Lock plugs are available in black or chrome.
- For lock options, refer to Lock Program section of the Accessories Price List.
- Glides provide 1.5" (38mm) adjustment range.

## Specification Tips

- Optional white translucent top adds 2.75" (70mm) to overall height of tower.
- Additional shelves can be specified separately.

## To Order, Specify:

### Painted Steel Drawer/Door Fronts

- Product number, including:

#### 1 Front/Lockbar Option:

- SS** Painted steel fronts/painted steel lockbar

#### 2 Pull (see side bar)

**\$30.87** upcharge list for touch latch door(s).

#### 3 Top Option:

- R** Regular top
- T** Translucent top, add **\$527.31** list

- Trim color for case and front.

- Trim color for pull (Ellipse and Radius only).
  - Ellipse (Non-Metallic trim colors only)
  - Radius (Metallic trim colors only; upcharge for Metallic trim on pull is included in price.)

- Trim color for lock plug.

## To Order, Specify (cont'd):

### Laminate Drawer/Door Fronts

- Product number, including:

#### 1 Front/Lockbar Option:

- LL** Laminate fronts/painted steel lockbar
- TT** Laminate fronts/laminate lockbar, add **\$46.31** list

#### 2 Pull (see side bar)

**\$30.87** upcharge list for touch latch door(s).

#### 3 Top Option:

- R** Regular top
- T** Translucent top, add **\$527.31** list
- L** Laminate top, add **\$138.95** list

- Trim color for case.

- Trim color for pull (Ellipse and Radius only).
  - Ellipse (Non-Metallic trim colors only)
  - Radius (Metallic trim colors only; upcharge for Metallic trim on pull is included in price.)

- Laminate color for drawer/door fronts (and top, if laminate top is specified).

- Edge trim color for drawer/door fronts (and top, if laminate top is specified).

- Trim color for lock plug.

### Wood Drawer/Door Fronts

- Product number, including:

#### 1 Front/Lockbar Option:

- WW** Wood fronts/painted steel lockbar
- RR** Wood fronts/wood lockbar, add **\$89.08** list

#### 2 Pull (see side bar)

**\$30.87** upcharge list for touch latch door(s).

#### 3 Top Option:

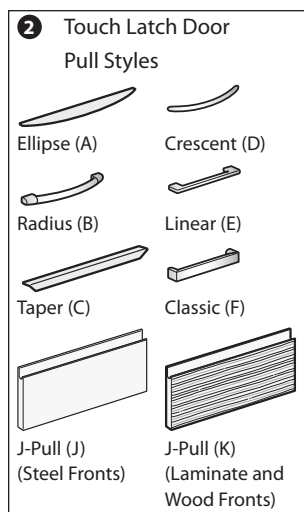
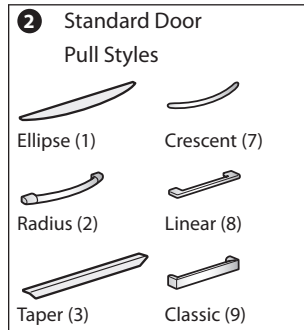
- R** Regular top
- T** Translucent top, add **\$527.31** list
- W** Wood top, add **\$267.21** list

- Trim color for case.

- Trim color for pull (Ellipse and Radius only).
  - Ellipse (Non-Metallic trim colors only)
  - Radius (Metallic trim colors only; upcharge for Metallic trim on pull is included in price.)

- Wood finish for drawer/door fronts (and top, if wood top is specified).

- Trim color for lock plug.



# X Series 15" Wide Personal Storage Towers

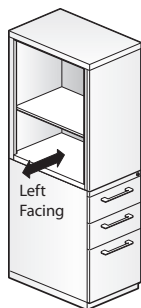
5H Personal Storage Tower with Hinged Door Upper Storage

Actual Depth	Actual Width	Pull	Number ① ② ③	Painted Trim A	Trim B	Laminate A Trim A	Trim B	Laminate B Trim A	Trim B	Wood Group A Trim A	Trim B	Wood Group B Trim A	Trim B
<b>5H, 56.5"(1435mm) — Box/File, Right-Hand Door</b>													
23.625" (600mm)	15" (381mm)	1	J2HP-5615- 1	\$2555.81	\$2692.10	\$2700.69	\$2803.86	\$2807.29	\$2910.46	\$2848.06	\$2951.23	\$3077.66	\$3180.83
		J	J2HP-5615- J	2586.68	2722.97	N/A	N/A	N/A	N/A	N/A	N/A	N/A	N/A
		2, 3	J2HP-5615-	2615.19	2751.48	\$2760.07	\$2863.24	\$2866.67	\$2969.84	\$2907.44	\$3010.61	\$3137.04	\$3240.21
		7, 8, 9	J2HP-5615-	2629.47	2765.76	2774.35	2877.52	2880.95	2984.12	2921.72	3024.89	3151.32	3254.49
		K	J2HP-5615- K	N/A	N/A	2874.08	2977.25	2980.68	3083.85	3021.45	3124.62	3251.05	3354.22
<b>5H, 56.5"(1435mm) — Box/File, Left-Hand Door</b>													
23.625" (600mm)	15" (381mm)	1	J2HL-5615- 1	\$2555.81	\$2692.10	\$2700.69	\$2803.86	\$2807.29	\$2910.46	\$2848.06	\$2951.23	\$3077.66	\$3180.83
		J	J2HL-5615- J	2586.68	2722.97	N/A	N/A	N/A	N/A	N/A	N/A	N/A	N/A
		2, 3	J2HL-5615-	2615.19	2751.48	\$2760.07	\$2863.24	\$2866.67	\$2969.84	\$2907.44	\$3010.61	\$3137.04	\$3240.21
		7, 8, 9	J2HL-5615-	2629.47	2765.76	2774.35	2877.52	2880.95	2984.12	2921.72	3024.89	3151.32	3254.49
		K	J2HL-5615- K	N/A	N/A	2874.08	2977.25	2980.68	3083.85	3021.45	3124.62	3251.05	3354.22
<b>5H, 56.5"(1435mm) — Box/Box/File, Right-Hand Door</b>													
23.625" (600mm)	15" (381mm)	1	J2HD-5615- 1	\$2444.16	\$2573.45	\$2640.13	\$2743.30	\$2741.87	\$2845.04	\$2852.70	\$2955.87	\$3072.41	\$3175.58
		J	J2HD-5615- J	2475.03	2604.32	N/A	N/A	N/A	N/A	N/A	N/A	N/A	N/A
		2, 3	J2HD-5615-	2562.92	2692.21	\$2758.89	\$2862.06	\$2860.63	\$2963.80	\$2971.46	\$3074.63	\$3191.17	\$3294.34
		7, 8, 9	J2HD-5615-	2591.48	2720.77	2787.45	2890.62	2889.19	2992.36	3000.02	3103.19	3219.73	3322.90
		K	J2HD-5615- K	N/A	N/A	2884.78	2987.95	2986.52	3089.69	3097.35	3200.52	3317.06	3420.23
<b>5H, 56.5"(1435mm) — Box/Box/File, Left-Hand Door</b>													
23.625" (600mm)	15" (381mm)	1	J2HC-5615- 1	\$2444.16	\$2573.45	\$2640.13	\$2743.30	\$2741.87	\$2845.04	\$2852.70	\$2955.87	\$3072.41	\$3175.58
		J	J2HC-5615- J	2475.03	2604.32	N/A	N/A	N/A	N/A	N/A	N/A	N/A	N/A
		2, 3	J2HC-5615-	2562.92	2692.21	\$2758.89	\$2862.06	\$2860.63	\$2963.80	\$2971.46	\$3074.63	\$3191.17	\$3294.34
		7, 8, 9	J2HC-5615-	2591.48	2720.77	2787.45	2890.62	2889.19	2992.36	3000.02	3103.19	3219.73	3322.90
		K	J2HC-5615- K	N/A	N/A	2884.78	2987.95	2986.52	3089.69	3097.35	3200.52	3317.06	3420.23
<b>5H, 56.5"(1435mm) — File/File, Right-Hand Door</b>													
23.625" (600mm)	15" (381mm)	1	J2HK-5615- 1	\$2372.90	\$2502.20	\$2556.99	\$2660.16	\$2652.08	\$2755.25	\$2757.70	\$2860.87	\$2977.40	\$3080.57
		J	J2HK-5615- J	2403.77	2533.07	N/A	N/A	N/A	N/A	N/A	N/A	N/A	N/A
		2, 3	J2HK-5615-	2461.97	2591.27	\$2646.06	\$2749.23	\$2741.15	\$2844.32	\$2846.77	\$2949.94	\$3066.47	\$3169.64
		7, 8, 9	J2HK-5615-	2483.39	2612.69	2667.48	2770.65	2762.57	2865.74	2868.19	2971.36	3087.89	3191.06
		K	J2HK-5615- K	N/A	N/A	2730.38	2833.55	2825.47	2928.64	2931.09	3034.26	3150.79	3253.96
<b>5H, 56.5"(1435mm) — File/File, Left-Hand Door</b>													
23.625" (600mm)	15" (381mm)	1	J2HF-5615- 1	\$2372.90	\$2502.20	\$2556.99	\$2660.16	\$2652.08	\$2755.25	\$2757.70	\$2860.87	\$2977.40	\$3080.57
		J	J2HF-5615- J	2403.77	2533.07	N/A	N/A	N/A	N/A	N/A	N/A	N/A	N/A
		2, 3	J2HF-5615-	2461.97	2591.27	\$2646.06	\$2749.23	\$2741.15	\$2844.32	\$2846.77	\$2949.94	\$3066.47	\$3169.64
		7, 8, 9	J2HF-5615-	2483.39	2612.69	2667.48	2770.65	2762.57	2865.74	2868.19	2971.36	3087.89	3191.06
		K	J2HF-5615- K	N/A	N/A	2730.38	2833.55	2825.47	2928.64	2931.09	3034.26	3150.79	3253.96

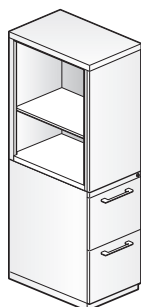


# X Series 15" Wide Personal Storage Towers

5H Personal Storage Tower with Bookcase Upper Storage



J2BC-5615 (Left)



J2BF-5615 (Left)

## Features

- Includes:
  - Pedestal section with multiple box and file drawer configurations
  - Side facing bookcase includes one shelf adjustable in 3"(76mm) increments. Lowest shelf mounting position is: 5"(127mm) from the bottom of compartment. Highest shelf mounting position is located at 5.75"(146mm) from the top of compartment.
- Tower with box drawers includes a single pencil tray.
- Each box drawer includes one divider.
- Each file drawer includes one compressor.
- Drawer front options include painted, laminate, or wood.
- Laminate fronts can be specified with:
  - Painted steel or laminate lockbar
  - Painted steel, translucent, or laminate top
- Wood fronts can be specified with:
  - Painted steel or wood lockbar
  - Painted steel, translucent, or wood top
- Optional drawer pulls include Ellipse, Radius, Taper, Crescent, Linear, Classic, and J-Pull.
  - Ellipse pull available in non-Metallic trim colors only
  - Radius pull available in Metallic trim colors only
  - Taper and J-Pull pull trim color matches case trim color
  - Crescent, Linear and Classic pulls are brushed nickel finish
- Drawers have full extension steel ball-bearing slides.
- Drawer interiors and accessories are black finish color. Bookcase interior and shelf color match case color.
- Single lock secures all drawers.
- Lock plugs are available in black or chrome.
- For lock options, refer to Lock Program section of the Accessories Price List.
- Glides provide 1.5"(38mm) adjustment range.

## Specification Tips

- Optional white translucent top adds 2.75"(70mm) to overall height of tower.
- Additional shelves can be specified separately.

## To Order, Specify:

### Painted Steel Drawer Fronts

- Product number, including:

### 1 Front/Lockbar Option:

- SS** Painted steel fronts/painted steel lockbar

### 2 Pull (see side bar)

### 3 Top Option:

- R** Regular top  
**T** Translucent top, add **\$527.31** list

- Trim color for case and front.

- Trim color for pull (Ellipse and Radius only).
  - Ellipse (Non-Metallic trim colors only)
  - Radius (Metallic trim colors only; upcharge for Metallic trim on pull is included in price.)

- Trim color for lock plug.

## To Order, Specify (cont'd):

### Laminate Drawer Fronts

- Product number, including:

### 1 Front/Lockbar Option:

- LL** Laminate fronts/painted steel lockbar  
**TT** Laminate fronts/laminate lockbar, add **\$46.31** list

### 2 Pull (see side bar)

### 3 Top Option:

- R** Regular top  
**T** Translucent top, add **\$527.31** list  
**L** Laminate top, add **\$138.95** list

- Trim color for case.

- Trim color for pull (Ellipse and Radius only).
  - Ellipse (Non-Metallic trim colors only)
  - Radius (Metallic trim colors only; upcharge for Metallic trim on pull is included in price.)

- Laminate color for drawer fronts (and top, if laminate top is specified).

- Edge trim color for drawer fronts (and top, if laminate top is specified).

- Trim color for lock plug.

### Wood Drawer Fronts

- Product number, including:

### 1 Front/Lockbar Option:

- WW** Wood fronts/painted steel lockbar  
**RR** Wood fronts/wood lockbar, add **\$89.08** list

### 2 Pull (see side bar)

### 3 Top Option:

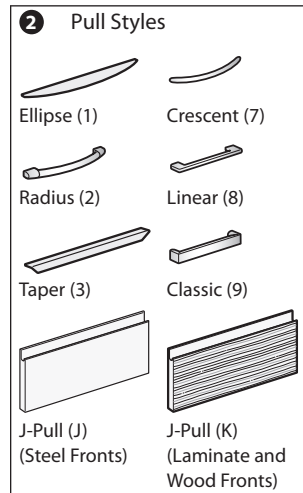
- R** Regular top  
**T** Translucent top, add **\$527.31** list  
**W** Wood top, add **\$267.21** list

- Trim color for case.

- Trim color for pull (Ellipse and Radius only).
  - Ellipse (Non-Metallic trim colors only)
  - Radius (Metallic trim colors only; upcharge for Metallic trim on pull is included in price.)

- Wood finish color for drawer fronts (and top, if wood top is specified).

- Trim color for lock plug.



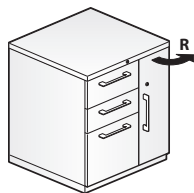
# X Series 15" Wide Personal Storage Towers

5H Personal Storage Tower with Bookcase Upper Storage


Actual Depth	Actual Width	Pull	Number ① ② ③	Painted Trim A	Trim B	Laminate A Trim A	Trim B	Laminate B Trim A	Trim B	Wood Group A Trim A	Trim B	Wood Group B Trim A	Trim B
<b>5H, 56.5" (1435mm) — Box/Box/File, Right-Facing Bookcase</b>													
23.625" (600mm)	15" (381mm)	1	J2BD-5615- 1	\$2258.88	\$2388.18	\$2441.51	\$2544.68	\$2527.38	\$2630.55	\$2660.62	\$2763.79	\$2846.73	\$2949.90
		J	J2BD-5615- J	2289.75	2419.05	N/A	N/A	N/A	N/A	N/A	N/A	N/A	N/A
		2, 3	J2BD-5615-	2377.64	2506.94	\$2560.27	\$2663.44	\$2646.14	\$2749.31	\$2779.38	\$2882.55	\$2965.49	\$3068.66
		7, 8, 9	J2BD-5615-	2406.20	2535.50	2588.83	2692.00	2674.70	2777.87	2807.94	2911.11	2994.05	3097.22
		K	J2BD-5615- K	N/A	N/A	2686.16	2789.33	2772.03	2875.20	2905.27	3008.44	3091.38	3194.55
<b>5H, 56.5" (1435mm) — Box/Box/File, Left-Facing Bookcase</b>													
23.625" (600mm)	15" (381mm)	1	J2BC-5615- 1	\$2258.88	\$2388.18	\$2441.51	\$2544.68	\$2527.38	\$2630.55	\$2660.62	\$2763.79	\$2846.73	\$2949.90
		J	J2BC-5615- J	2289.75	2419.05	N/A	N/A	N/A	N/A	N/A	N/A	N/A	N/A
		2, 3	J2BC-5615-	2377.64	2506.94	\$2560.27	\$2663.44	\$2646.14	\$2749.31	\$2779.38	\$2882.55	\$2965.49	\$3068.66
		7, 8, 9	J2BC-5615-	2406.20	2535.50	2588.83	2692.00	2674.70	2777.87	2807.94	2911.11	2994.05	3097.22
		K	J2BC-5615- K	N/A	N/A	2686.16	2789.33	2772.03	2875.20	2905.27	3008.44	3091.38	3194.55
<b>5H, 56.5" (1435mm) — File/File, Right-Facing Bookcase</b>													
23.625" (600mm)	15" (381mm)	1	J2BK-5615- 1	\$2187.62	\$2316.93	\$2358.37	\$2461.54	\$2437.59	\$2540.76	\$2565.62	\$2668.79	\$2751.72	\$2854.89
		J	J2BK-5615- J	2218.49	2347.80	N/A	N/A	N/A	N/A	N/A	N/A	N/A	N/A
		2, 3	J2BK-5615-	2276.69	2406.00	\$2447.44	\$2550.61	\$2526.66	\$2629.83	\$2654.69	\$2757.86	\$2840.79	\$2943.96
		7, 8, 9	J2BK-5615-	2298.11	2427.42	2468.86	2572.03	2548.08	2651.25	2676.11	2779.28	2862.21	2965.38
		K	J2BK-5615- K	N/A	N/A	2531.76	2634.93	2610.98	2714.15	2739.01	2842.18	2925.11	3028.28
<b>5H, 56.5" (1435mm) — File/File, Left-Facing Bookcase</b>													
23.625" (600mm)	15" (381mm)	1	J2BF-5615- 1	\$2187.62	\$2316.93	\$2358.37	\$2461.54	\$2437.59	\$2540.76	\$2565.62	\$2668.79	\$2751.72	\$2854.89
		J	J2BF-5615- J	2218.49	2347.80	N/A	N/A	N/A	N/A	N/A	N/A	N/A	N/A
		2, 3	J2BF-5615-	2276.69	2406.00	\$2447.44	\$2550.61	\$2526.66	\$2629.83	\$2654.69	\$2757.86	\$2840.79	\$2943.96
		7, 8, 9	J2BF-5615-	2298.11	2427.42	2468.86	2572.03	2548.08	2651.25	2676.11	2779.28	2862.21	2965.38
		K	J2BF-5615- K	N/A	N/A	2531.76	2634.93	2610.98	2714.15	2739.01	2842.18	2925.11	3028.28

# X Series 24" Wide Personal Storage Towers

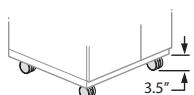
## 2H Personal Storage Tower



J2NB-2724 (Right)

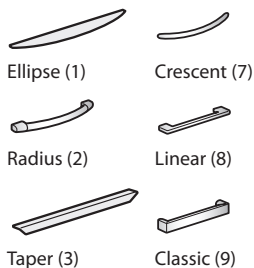


J2NG-2724 (Right)

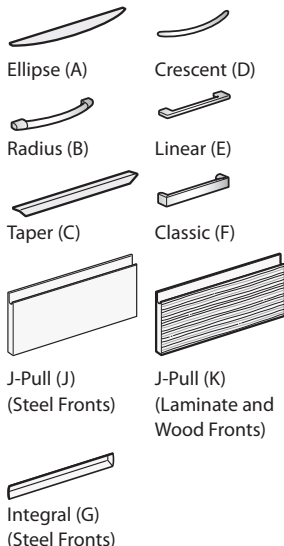


Caster Option

### 2 Standard Door Pull Styles



### 2 Touch Latch Door Pull Styles



### Features

- Includes:
  - Pedestal section with multiple box and file drawer configurations
  - Valet
- Tower with box drawers includes a single pencil tray.
- Each box drawer includes one divider.
- Each file drawer includes one compressor.
- Drawer/door front options include painted, laminate, or wood.
- Laminate fronts can be specified with painted steel or laminate lockbar.
- Wood fronts can be specified with painted steel or wood lockbar.
- Optional drawer/door pulls include Ellipse, Radius, Taper, Crescent, Linear, Classic, Integral, and J-Pull.
  - Ellipse pull available in non-Metallic trim colors only
  - Radius pull available in Metallic trim colors only
  - Taper and J-Pull pull trim color matches case trim color
  - Crescent, Linear and Classic pulls are brushed nickel finish
  - Integral pull available with painted steel fronts only
  - Integral and J-Pull are available with touch latch doors only
- Standard door or touch latch door choice is determined by pull style code.
- Drawers have full extension steel ball-bearing slides.
- Interiors and accessories are black finish color.
- Single lock secures all drawers. Valet locks separately.
- Locks in tower are randomly keyed.
- Lock plugs are available in black or chrome.
- For lock options, refer to Lock Program section of the Accessories Price List.
- Glides provide 1.5"(38mm) adjustment range.
- Tower can be specified with optional casters; adds 3.5"(89mm) to overall height of tower.

### Caster Option

To specify tower with casters, add **C** to the end of the product number. Add **\$243.47** list.

**Example:** J2NB-2724-SS1RC

### To Order, Specify:

#### Painted Steel Drawer/Door Fronts

- Product number, including:

#### 1 Front/Lockbar Option:

**SS** Painted steel fronts/painted steel lockbar

#### 2 Pull (see side bar)

**\$30.87** upcharge list for touch latch door(s).

- Trim color for case and front.
- Trim color for pull (Ellipse and Radius only).
  - Ellipse (Non-Metallic trim colors only)
  - Radius (Metallic trim colors only; upcharge for Metallic trim on pull is included in price.)
- Trim color for lock plug.

#### Laminate Drawer/Door Fronts

- Product number, including:

#### 1 Front/Lockbar Option:

**LL** Laminate fronts/painted steel lockbar

**TT** Laminate fronts/laminate lockbar, add **\$46.31** list

#### 2 Pull (see side bar)

**\$30.87** upcharge list for touch latch door(s).

- Trim color for case.
- Trim color for pull (Ellipse and Radius only).
  - Ellipse (Non-Metallic trim colors only)
  - Radius (Metallic trim colors only; upcharge for Metallic trim on pull is included in price.)
- Laminate color for drawer/door fronts.
- Edge trim color for drawer/door fronts.
- Trim color for lock plug.

#### Wood Drawer/Door Fronts

- Product number, including:

#### 1 Front/Lockbar Option:

**WW** Wood fronts/painted steel lockbar

**RR** Wood fronts/wood lockbar, add **\$89.08** list

#### 2 Pull (see side bar)

**\$30.87** upcharge list for touch latch door(s).

- Trim color for case.
- Trim color for pull (Ellipse and Radius only).
  - Ellipse (Non-Metallic trim colors only)
  - Radius (Metallic trim colors only; upcharge for Metallic trim on pull is included in price.)
- Wood finish color for drawer/door fronts.
- Trim color for lock plug.

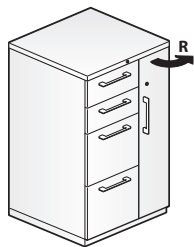
# X Series 24" Wide Personal Storage Towers

2H Personal Storage Tower


Actual Depth	Actual Width	Pull	Number ① ②	Painted Trim A	Trim B	Laminate A Trim A	Trim B	Laminate B Trim A	Trim B	Wood Group A Trim A	Trim B	Wood Group B Trim A	Trim B
<b>2H, 27.5" (699mm) — Box/Box/File, Valet Right</b>													
23.625" (600mm)	24" (610mm)	1	J2NB-2724- 1R	\$1855.09	\$1961.98	\$2074.81	\$2162.70	\$2131.34	\$2219.23	\$2311.13	\$2399.02	\$2383.59	\$2471.48
		J	J2NB-2724- JR	1885.96	1992.85	N/A	N/A	N/A	N/A	N/A	N/A	N/A	N/A
		2, 3	J2NB-2724- R	1973.85	2080.74	\$2193.57	\$2281.46	\$2250.10	\$2337.99	\$2429.89	\$2517.78	\$2502.35	\$2590.24
		7, 8, 9	J2NB-2724- R	2002.41	2109.30	2222.13	2310.02	2278.66	2366.55	2458.45	2546.34	2530.91	2618.80
		K	J2NB-2724- KR	N/A	N/A	2319.46	2407.35	2375.99	2463.88	2555.78	2643.67	2628.24	2716.13
<b>2H, 27.5" (699mm) — Box/Box/File, Valet Left</b>													
23.625" (600mm)	24" (610mm)	1	J2NE-2724- 1R	\$1855.09	\$1961.98	\$2074.81	\$2162.70	\$2131.34	\$2219.23	\$2311.13	\$2399.02	\$2383.59	\$2471.48
		J	J2NE-2724- JR	1885.96	1992.85	N/A	N/A	N/A	N/A	N/A	N/A	N/A	N/A
		2, 3	J2NE-2724- R	1973.85	2080.74	\$2193.57	\$2281.46	\$2250.10	\$2337.99	\$2429.89	\$2517.78	\$2502.35	\$2590.24
		7, 8, 9	J2NE-2724- R	2002.41	2109.30	2222.13	2310.02	2278.66	2366.55	2458.45	2546.34	2530.91	2618.80
		K	J2NE-2724- KR	N/A	N/A	2319.46	2407.35	2375.99	2463.88	2555.78	2643.67	2628.24	2716.13
<b>2H, 27.5" (699mm) — File/File, Valet Right</b>													
23.625" (600mm)	24" (610mm)	1	J2NG-2724- 1R	\$1783.83	\$1890.73	\$1991.67	\$2079.56	\$2041.55	\$2129.44	\$2216.13	\$2304.02	\$2288.58	\$2376.47
		J	J2NG-2724- JR	1814.70	1921.60	N/A	N/A	N/A	N/A	N/A	N/A	N/A	N/A
		2, 3	J2NG-2724- R	1872.90	1979.80	\$2080.74	\$2168.63	\$2130.62	\$2218.51	\$2305.20	\$2393.09	\$2377.65	\$2465.54
		7, 8, 9	J2NG-2724- R	1894.32	2001.22	2102.16	2190.05	2152.04	2239.93	2326.62	2414.51	2399.07	2486.96
		K	J2NG-2724- KR	N/A	N/A	2165.06	2252.95	2214.94	2302.83	2389.52	2477.41	2461.97	2549.86
<b>2H, 27.5" (699mm) — File/File, Valet Left</b>													
23.625" (600mm)	24" (610mm)	1	J2NJ-2724- 1R	\$1783.83	\$1890.73	\$1991.67	\$2079.56	\$2041.55	\$2129.44	\$2216.13	\$2304.02	\$2288.58	\$2376.47
		J	J2NJ-2724- JR	1814.70	1921.60	N/A	N/A	N/A	N/A	N/A	N/A	N/A	N/A
		2, 3	J2NJ-2724- R	1872.90	1979.80	\$2080.74	\$2168.63	\$2130.62	\$2218.51	\$2305.20	\$2393.09	\$2377.65	\$2465.54
		7, 8, 9	J2NJ-2724- R	1894.32	2001.22	2102.16	2190.05	2152.04	2239.93	2326.62	2414.51	2399.07	2486.96
		K	J2NJ-2724- KR	N/A	N/A	2165.06	2252.95	2214.94	2302.83	2389.52	2477.41	2461.97	2549.86

# X Series 24" Wide Personal Storage Towers

## 3H Personal Storage Tower



J2NN-3924 (Right)



J2NM-3924 (Right)



Caster Option

### Features

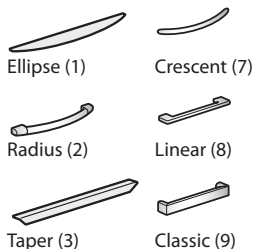
- Includes:
  - Pedestal section with multiple box and file drawer configurations
  - Valet with coat hook
- Tower with box drawers includes a single pencil tray.
- Each box drawer includes one divider.
- Each file drawer includes one compressor.
- Drawer/door front options include painted, laminate, or wood.
- Laminate fronts can be specified with painted steel or laminate lockbar.
- Wood fronts can be specified with painted steel or wood lockbar.
- Optional drawer/door pulls include Ellipse, Radius, Taper, Crescent, Linear, Classic, Integral, and J-Pull.
  - Ellipse pull available in non-Metallic trim colors only
  - Radius pull available in Metallic trim colors only
  - Taper and J-Pull pull trim color matches case trim color
  - Crescent, Linear and Classic pulls are brushed nickel finish
  - Integral pull available with painted steel fronts only
  - Integral and J-Pull are available with touch latch doors only
- Standard door or touch latch door choice is determined by pull style code.
- Drawers have full extension steel ball-bearing slides.
- Interiors and accessories are black finish color.
- Single lock secures all drawers. Valet locks separately.
- Locks in tower are randomly keyed.
- Lock plugs are available in black or chrome.
- For lock options, refer to Lock Program section of the Accessories Price List.
- Glides provide 1.5"(38mm) adjustment range.
- Tower can be specified with optional casters; adds 3.5"(89mm) to overall height of tower.

### Caster Option

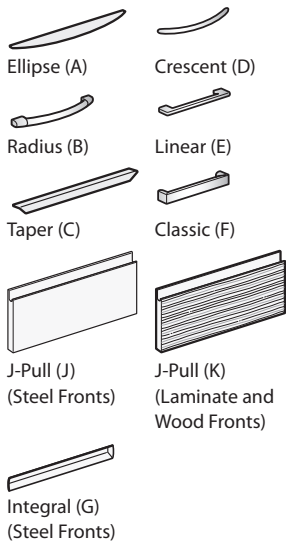
To specify tower with casters, add **C** to the end of the product number. Add **\$243.47** list.

**Example:** J2NN-3924-SS1RC

### 2 Standard Door Pull Styles



### 2 Touch Latch Door Pull Styles



### To Order, Specify:

#### Painted Steel Drawer/Door Fronts

1) Product number, including:

#### 1 Front/Lockbar Option:

**SS** Painted steel fronts/painted steel lockbar

#### 2 Pull (see side bar)

**\$30.87** upcharge list for touch latch door(s).

2) Trim color for case and front.

3) Trim color for pull (Ellipse and Radius only).  
 –Ellipse (Non-Metallic trim colors only)  
 –Radius (Metallic trim colors only; upcharge for Metallic trim on pull is included in price.)

4) Trim color for lock plug.

#### Laminate Drawer/Door Fronts

1) Product number, including:

#### 1 Front/Lockbar Option:

**LL** Laminate fronts/painted steel lockbar

**TT** Laminate fronts/laminate lockbar, add **\$46.31** list

#### 2 Pull (see side bar)

**\$30.87** upcharge list for touch latch door(s).

2) Trim color for case.

3) Trim color for pull (Ellipse and Radius only).  
 –Ellipse (Non-Metallic trim colors only)  
 –Radius (Metallic trim colors only; upcharge for Metallic trim on pull is included in price.)

4) Laminate color for drawer/door fronts.

5) Edge trim color for drawer/door fronts.

6) Trim color for lock plug.

#### Wood Drawer/Door Fronts

1) Product number, including:

#### 1 Front/Lockbar Option:

**WW** Wood fronts/painted steel lockbar

**RR** Wood fronts/wood lockbar, add **\$89.08** list

#### 2 Pull (see side bar)

**\$30.87** upcharge list for touch latch door(s).

2) Trim color for case.

3) Trim color for pull (Ellipse and Radius only).  
 –Ellipse (Non-Metallic trim colors only)  
 –Radius (Metallic trim colors only; upcharge for Metallic trim on pull is included in price.)

4) Wood finish color for drawer/door fronts.

5) Trim color for lock plug.

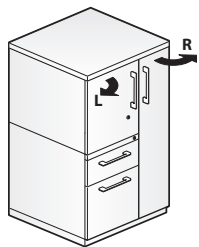
# X Series 24" Wide Personal Storage Towers

3H Personal Storage Tower

Actual Depth	Actual Width	Pull	Number ① ②	Painted Trim A	Trim B	Laminate A Trim A	Trim B	Laminate B Trim A	Trim B	Wood Group A Trim A	Trim B	Wood Group B Trim A	Trim B
<b>3H, 39.5" (1003mm) — Box/Box/File/File, Valet Right</b>													
23.625" (600mm)	24" (610mm)	1	J2NN-3924- 1R	\$2342.04	\$2489.30	\$2634.17	\$2758.88	\$2735.44	\$2860.15	\$2948.91	\$3073.62	\$3042.72	\$3167.43
		J	J2NN-3924- JR	2372.91	2520.17	N/A	N/A	N/A	N/A	N/A	N/A	N/A	N/A
		2, 3	J2NN-3924- R	2431.11	2578.37	\$2723.24	\$2847.95	\$2824.51	\$2949.22	\$3037.98	\$3162.69	\$3131.79	\$3256.50
		7, 8, 9	J2NN-3924- R	2452.53	2599.79	2744.66	2869.37	2845.93	2970.64	3059.40	3184.11	3153.21	3277.92
		K	J2NN-3924- KR	N/A	N/A	2950.08	3074.79	3051.35	3176.06	3264.82	3389.53	3358.63	3483.34
<b>3H, 39.5" (1003mm) — Box/Box/File/File, Valet Left</b>													
23.625" (600mm)	24" (610mm)	1	J2NH-3924- 1R	\$2342.04	\$2489.30	\$2634.17	\$2758.88	\$2735.44	\$2860.15	\$2948.91	\$3073.62	\$3042.72	\$3167.43
		J	J2NH-3924- JR	2372.91	2520.17	N/A	N/A	N/A	N/A	N/A	N/A	N/A	N/A
		2, 3	J2NH-3924- R	2431.11	2578.37	\$2723.24	\$2847.95	\$2824.51	\$2949.22	\$3037.98	\$3162.69	\$3131.79	\$3256.50
		7, 8, 9	J2NH-3924- R	2452.53	2599.79	2744.66	2869.37	2845.93	2970.64	3059.40	3184.11	3153.21	3277.92
		K	J2NH-3924- KR	N/A	N/A	2950.08	3074.79	3051.35	3176.06	3264.82	3389.53	3358.63	3483.34
<b>3H, 39.5" (1003mm) — File/File/File, Valet Right</b>													
23.625" (600mm)	24" (610mm)	1	J2NM-3924- 1R	\$2270.77	\$2418.04	\$2553.42	\$2678.13	\$2648.22	\$2772.93	\$2859.83	\$2984.54	\$2947.71	\$3072.42
		J	J2NM-3924- JR	2301.64	2448.91	N/A	N/A	N/A	N/A	N/A	N/A	N/A	N/A
		2, 3	J2NM-3924- R	2389.53	2536.80	\$2672.18	\$2796.89	\$2766.98	\$2891.69	\$2978.59	\$3103.30	\$3066.47	\$3191.18
		7, 8, 9	J2NM-3924- R	2418.09	2565.36	2700.74	2825.45	2795.54	2920.25	3007.15	3131.86	3095.03	3219.74
		K	J2NM-3924- KR	N/A	N/A	2798.07	2922.78	2892.87	3017.58	3104.48	3229.19	3192.36	3317.07
<b>3H, 39.5" (1003mm) — File/File/File, Valet Left</b>													
23.625" (600mm)	24" (610mm)	1	J2NA-3924- 1R	\$2270.77	\$2418.04	\$2553.42	\$2678.13	\$2648.22	\$2772.93	\$2859.83	\$2984.54	\$2947.71	\$3072.42
		J	J2NA-3924- JR	2301.64	2448.91	N/A	N/A	N/A	N/A	N/A	N/A	N/A	N/A
		2, 3	J2NA-3924- R	2389.53	2536.80	\$2672.18	\$2796.89	\$2766.98	\$2891.69	\$2978.59	\$3103.30	\$3066.47	\$3191.18
		7, 8, 9	J2NA-3924- R	2418.09	2565.36	2700.74	2825.45	2795.54	2920.25	3007.15	3131.86	3095.03	3219.74
		K	J2NA-3924- KR	N/A	N/A	2798.07	2922.78	2892.87	3017.58	3104.48	3229.19	3192.36	3317.07

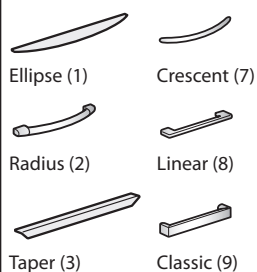
# X Series 24" Wide Personal Storage Towers

## 3H Personal Storage Tower with Hinged Door Upper Storage

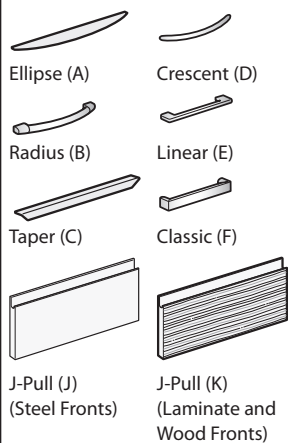


J2HQ-4024 (Right)

### 2 Standard Door Pull Styles



### 2 Touch Latch Door Pull Styles



### Features

- Includes:
  - Pedestal section with box/file drawers
  - Valet with coat rod
- Box drawer includes one divider and one pencil tray.
- File drawer includes one compressor.
- Drawer/door front options include painted, laminate, or wood.
- Laminate fronts can be specified with:
  - Painted steel or laminate lockbar
  - Painted steel, translucent, or laminate top
- Wood fronts can be specified with:
  - Painted steel or wood lockbar
  - Painted steel, translucent, or wood top
- Optional drawer/door pulls include Ellipse, Radius, Taper, Crescent, Linear, Classic, and J-Pull.
  - Ellipse pull available in non-Metallic trim colors only
  - Radius pull available in Metallic trim colors only
  - Taper and J-Pull pull trim color matches case trim color
  - Crescent, Linear and Classic pulls are brushed nickel finish
  - J-Pull are available with touch latch doors only
- Standard door or touch latch door choice is determined by pull style code.
- Drawers have full extension steel ball-bearing slides.
- Interiors and accessories are black finish color.
- Single lock secures all drawers. Separate lock secures storage unit and valet.
- Locks in tower are randomly keyed.
- Lock plugs are available in black or chrome.
- For lock options, refer to Lock Program section of the Accessories Price List.
- Glides provide 1.5"(38mm) adjustment range.

### Specification Tip

- Optional white translucent top adds 2.75"(70mm) to overall height of unit.

### To Order, Specify:

#### Painted Steel Drawer/Door Fronts

- Product number, including:

#### 1 Front/Lockbar Option:

- SS** Painted steel fronts/painted steel lockbar

#### 2 Pull (see side bar)

**\$30.87** upcharge list for touch latch door(s).

#### 3 Top Option:

- R** Regular top
- T** Translucent top, add **\$527.31** list

- Trim color for case and front.

- Trim color for pull (Ellipse and Radius only).
  - Ellipse (Non-Metallic trim colors only)
  - Radius (Metallic trim colors only; upcharge for Metallic trim on pull is included in price.)

- Trim color for lock plug.

### To Order, Specify (cont'd):

#### Laminate Drawer/Door Fronts

- Product number, including:

#### 1 Front/Lockbar Option:

- LL** Laminate fronts/painted steel lockbar
- TT** Laminate fronts/laminate lockbar, add **\$46.31** list

#### 2 Pull (see side bar)

**\$30.87** upcharge list for touch latch door(s).

#### 3 Top Option:

- R** Regular top
- T** Translucent top, add **\$527.31** list
- L** Laminate top, add **\$138.95** list

- Trim color for case.

- Trim color for pull (Ellipse and Radius only).
  - Ellipse (Non-Metallic trim colors only)
  - Radius (Metallic trim colors only; upcharge for Metallic trim on pull is included in price.)

- Laminate color for drawer/door fronts (and top, if laminate top is specified).

- Edge trim color for drawer/door fronts (and top, if laminate top is specified).

- Trim color for lock plug.

#### Wood Drawer/Door Fronts

- Product number, including:

#### 1 Front/Lockbar Option:

- WW** Wood fronts/painted steel lockbar
- RR** Wood fronts/wood lockbar, add **\$89.08** list

#### 2 Pull (see side bar)

**\$30.87** upcharge list for touch latch door(s).

#### 3 Top Option:

- R** Regular top
- T** Translucent top, add **\$527.31** list
- W** Wood top, add **\$267.21** list

- Trim color for case.

- Trim color for pull (Ellipse and Radius only).
  - Ellipse (Non-Metallic trim colors only)
  - Radius (Metallic trim colors only; upcharge for Metallic trim on pull is included in price.)

- Wood finish for drawer/door fronts (and top, if wood top is specified).

- Trim color for lock plug.



# X Series 24" Wide Personal Storage Towers

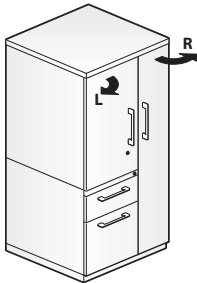
3H Personal Storage Tower with Hinged Door Upper Storage

Actual Depth	Actual Width	Pull	Number ① ② ③	Painted Trim A	Trim B	Laminate A Trim A	Trim B	Laminate B Trim A	Trim B	Wood Group A Trim A	Trim B	Wood Group B Trim A	Trim B
<b>3H, 40.5" (1029mm) — Box/File, Valet Right</b>													
23.625" (600mm)	24" (610mm)	1	J2HQ-4024- 1	\$2294.63	\$2454.27	\$2539.56	\$2664.27	\$2633.28	\$2757.99	\$2793.15	\$2917.86	\$3012.88	\$3137.59
		J	J2HQ-4024- J	2325.50	2485.14	N/A	N/A	N/A	N/A	N/A	N/A	N/A	N/A
		2, 3	J2HQ-4024-	2413.39	2573.03	\$2658.32	\$2783.03	\$2752.04	\$2876.75	\$2911.91	\$3036.62	\$3131.64	\$3256.35
		7, 8, 9	J2HQ-4024-	2441.95	2601.59	2686.88	2811.59	2780.60	2905.31	2940.47	3065.18	3160.20	3284.91
		K	J2HQ-4024- K	N/A	N/A	2712.95	2837.66	2806.67	2931.38	2966.54	3091.25	3186.27	3310.98
<b>3H, 40.5" (1029mm) — Box/File, Valet Left</b>													
23.625" (600mm)	24" (610mm)	1	J2HR-4024- 1	\$2294.63	\$2454.27	\$2539.56	\$2664.27	\$2633.28	\$2757.99	\$2793.15	\$2917.86	\$3012.88	\$3137.59
		J	J2HR-4024- J	2325.50	2485.14	N/A	N/A	N/A	N/A	N/A	N/A	N/A	N/A
		2, 3	J2HR-4024-	2413.39	2573.03	\$2658.32	\$2783.03	\$2752.04	\$2876.75	\$2911.91	\$3036.62	\$3131.64	\$3256.35
		7, 8, 9	J2HR-4024-	2441.95	2601.59	2686.88	2811.59	2780.60	2905.31	2940.47	3065.18	3160.20	3284.91
		K	J2HR-4024- K	N/A	N/A	2712.95	2837.66	2806.67	2931.38	2966.54	3091.25	3186.27	3310.98

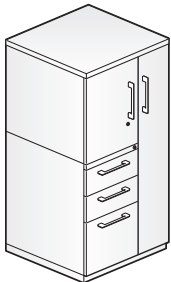
This page intentionally blank

# X Series 24" Wide Personal Storage Towers

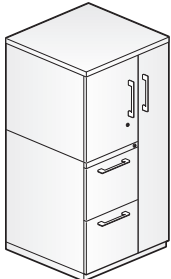
4H Personal Storage Tower with Hinged Door Upper Storage



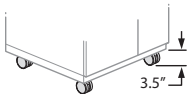
J2HQ-4824 (Right)



J2HB-4824 (Right)



J2HG-4824 (Right)



Caster Option

## Features

- Includes:
  - Pedestal section with multiple box and file drawer configurations
  - Valet with coat rod
  - Upper storage unit includes one removable shelf
- Tower with box drawer(s) includes a single pencil tray.
- Each box drawer includes one divider.
- Each file drawer includes one compressor.
- Drawer/door front options include painted, laminate, or wood.
- Laminate fronts can be specified with:
  - Painted steel or laminate lockbar
  - Painted steel, translucent, or laminate top
- Wood fronts can be specified with:
  - Painted steel or wood lockbar
  - Painted steel, translucent, or wood top
- Optional drawer/door pulls include Ellipse, Radius, Taper, Crescent, Linear, Classic, Integral, and J-Pull.
  - Ellipse pull available in non-Metallic trim colors only
  - Radius pull available in Metallic trim colors only
  - Taper and J-Pull pull trim color matches case trim color
  - Crescent, Linear and Classic pulls are brushed nickel finish
  - Integral pull available with painted steel fronts only
  - Integral pull is not available on tower with Box/File drawer configuration
  - Integral and J-Pull are available with touch latch doors only
- Standard door or touch latch door choice is determined by pull style code.
- Drawers have full extension steel ball-bearing slides.
- Interiors and accessories are black finish color.
- Single lock secures all drawers. Separate lock secures storage unit and valet.
- Locks in tower are randomly keyed.
- Lock plugs are available in black or chrome.
- For lock options, refer to Lock Program section of the Accessories Price List.
- Glides provide 1.5"(38mm) adjustment range.
- Optional casters add 3.5"(89mm) to overall height.

## Specification Tips

- Optional white translucent top adds 2.75"(70mm) to overall height of tower.
- Additional shelves can be specified separately.

## Caster Option

To specify tower with casters, add **C** to the end of the product number. Add **\$243.47** list (Casters not available on tower with Box/File configuration).

**Example:** J2HB-4824-SS1RC

## To Order, Specify:

### Painted Steel Drawer/Door Fronts

- Product number, including:

#### 1 Front/Lockbar Option:

**SS** Painted steel fronts/painted steel lockbar

#### 2 Pull (see side bar)

**\$30.87** upcharge list for touch latch door(s).

### 2 Standard Door Pull Styles

- |             |              |
|-------------|--------------|
| Ellipse (1) | Crescent (7) |
| Radius (2)  | Linear (8)   |
| Taper (3)   | Classic (9)  |

## To Order, Specify (cont'd):

### 3 Top Option:

**R** Regular top

**T** Translucent top, add **\$527.31** list

- Trim color for case and front.

- Trim color for pull (Ellipse and Radius only).
  - Ellipse (Non-Metallic trim colors only)
  - Radius (Metallic trim colors only; upcharge for Metallic trim on pull is included in price.)

- Trim color for lock plug.

### Laminate Drawer/Door Fronts

- Product number, including:

#### 1 Front/Lockbar Option:

**LL** Laminate fronts/painted steel lockbar

**TT** Laminate fronts/laminate lockbar, add **\$46.31** list

#### 2 Pull (see side bar)

**\$30.87** upcharge list for touch latch door(s).

#### 3 Top Option:

**R** Regular top

**T** Translucent top, add **\$527.31** list

**L** Laminate top, add **\$138.95** list

- Trim color for case.

- Trim color for pull (Ellipse and Radius only).
  - Ellipse (Non-Metallic trim colors only)
  - Radius (Metallic trim colors only; upcharge for Metallic trim on pull is included in price.)

- Laminate color for drawer/door fronts (and top, if laminate top is specified).

- Edge trim color for drawer/door fronts (and top, if laminate top is specified).

- Trim color for lock plug.

### Wood Drawer/Door Fronts

- Product number, including:

#### 1 Front/Lockbar Option:

**WW** Wood fronts/painted steel lockbar

**RR** Wood fronts/wood lockbar, add **\$89.08** list

#### 2 Pull (see side bar)

**\$30.87** upcharge list for touch latch door(s).

#### 3 Top Option:

**R** Regular top

**T** Translucent top, add **\$527.31** list

**W** Wood top, add **\$267.21** list

- Trim color for case.

- Trim color for pull (Ellipse and Radius only).
  - Ellipse (Non-Metallic trim colors only)
  - Radius (Metallic trim colors only; upcharge for Metallic trim on pull is included in price.)

- Wood finish for drawer/door fronts (and top, if wood top is specified).

- Trim color for lock plug.

### 2 Touch Latch Door Pull Styles

- |             |              |
|-------------|--------------|
| Ellipse (A) | Crescent (D) |
| Radius (B)  | Linear (E)   |
| Taper (C)   | Classic (F)  |

- |                              |  |
|------------------------------|--|
| J-Pull (J)<br>(Steel Fronts) | J-Pull (K)<br>(Laminate and Wood Fronts) |
|------------------------------|--|

- Integral (G)  
(Steel Fronts)

X Series 24” Wide Personal Storage Towers

4H Personal Storage Tower with Hinged Door Upper Storage

Actual Depth	Actual Width	Pull	Number ① ② ③	Painted Trim A	Trim B	Laminate A Trim A	Trim B	Laminate B Trim A	Trim B	Wood Group A Trim A	Trim B	Wood Group B Trim A	Trim B
4H, 48.5”(1232mm) — Box/File, Valet Right													
23.625” (600mm)	24” (610mm)	1	J2HQ-4824- 1	\$2570.69	\$2751.32	\$2814.91	\$2958.62	\$2930.67	\$3074.38	\$3065.41	\$3209.12	\$3333.80	\$3477.51
		J	J2HQ-4824- J	2601.56	2782.19	N/A	N/A	N/A	N/A	N/A	N/A	N/A	N/A
		2, 3	J2HQ-4824-	2689.45	2870.08	\$2933.67	\$3077.38	\$3049.43	\$3193.14	\$3184.17	\$3327.88	\$3452.56	\$3596.27
		7, 8, 9	J2HQ-4824-	2718.01	2898.64	2962.23	3105.94	3077.99	3221.70	3212.73	3356.44	3481.12	3624.83
		K	J2HQ-4824- K	N/A	N/A	2988.30	3132.01	3104.06	3247.77	3238.80	3382.51	3507.19	3650.90
4H, 48.5”(1232mm) — Box/File, Valet Left													
23.625” (600mm)	24” (610mm)	1	J2HR-4824- 1	\$2570.69	\$2751.32	\$2814.91	\$2958.62	\$2930.67	\$3074.38	\$3065.41	\$3209.12	\$3333.80	\$3477.51
		J	J2HR-4824- J	2601.56	2782.19	N/A	N/A	N/A	N/A	N/A	N/A	N/A	N/A
		2, 3	J2HR-4824-	2689.45	2870.08	\$2933.67	\$3077.38	\$3049.43	\$3193.14	\$3184.17	\$3327.88	\$3452.56	\$3596.27
		7, 8, 9	J2HR-4824-	2718.01	2898.64	2962.23	3105.94	3077.99	3221.70	3212.73	3356.44	3481.12	3624.83
		K	J2HR-4824- K	N/A	N/A	2988.30	3132.01	3104.06	3247.77	3238.80	3382.51	3507.19	3650.90
4H, 48.5”(1232mm) — Box/Box/File, Valet Right													
23.625” (600mm)	24” (610mm)	1	J2HB-4824- 1	\$2627.05	\$2804.00	\$2839.66	\$2983.37	\$2957.36	\$3101.07	\$3070.03	\$3213.74	\$3330.15	\$3473.86
		J	J2HB-4824- J	2657.92	2834.87	N/A	N/A	N/A	N/A	N/A	N/A	N/A	N/A
		2, 3	J2HB-4824-	2775.50	2952.45	\$2988.11	\$3131.82	\$3105.81	\$3249.52	\$3218.48	\$3362.19	\$3478.60	\$3622.31
		7, 8, 9	J2HB-4824-	2811.20	2988.15	3023.81	3167.52	3141.51	3285.22	3254.18	3397.89	3514.30	3658.01
		K	J2HB-4824- K	N/A	N/A	3084.31	3228.02	3202.01	3345.72	3314.68	3458.39	3574.80	3718.51
4H, 48.5”(1232mm) — Box/Box/File, Valet Left													
23.625” (600mm)	24” (610mm)	1	J2HE-4824- 1	\$2627.05	\$2804.00	\$2839.66	\$2983.37	\$2957.36	\$3101.07	\$3070.03	\$3213.74	\$3330.15	\$3473.86
		J	J2HE-4824- J	2657.92	2834.87	N/A	N/A	N/A	N/A	N/A	N/A	N/A	N/A
		2, 3	J2HE-4824-	2775.50	2952.45	\$2988.11	\$3131.82	\$3105.81	\$3249.52	\$3218.48	\$3362.19	\$3478.60	\$3622.31
		7, 8, 9	J2HE-4824-	2811.20	2988.15	3023.81	3167.52	3141.51	3285.22	3254.18	3397.89	3514.30	3658.01
		K	J2HE-4824- K	N/A	N/A	3084.31	3228.02	3202.01	3345.72	3314.68	3458.39	3574.80	3718.51
4H, 48.5”(1232mm) — File/File, Valet Right													
23.625” (600mm)	24” (610mm)	1	J2HG-4824- 1	\$2555.79	\$2732.75	\$2756.52	\$2900.23	\$2867.57	\$3011.28	\$2975.03	\$3118.74	\$3235.14	\$3378.85
		J	J2HG-4824- J	2586.66	2763.62	N/A	N/A	N/A	N/A	N/A	N/A	N/A	N/A
		2, 3	J2HG-4824-	2674.55	2851.51	\$2875.28	\$3018.99	\$2986.33	\$3130.04	\$3093.79	\$3237.50	\$3353.90	\$3497.61
		7, 8, 9	J2HG-4824-	2703.11	2880.07	2903.84	3047.55	3014.89	3158.60	3122.35	3266.06	3382.46	3526.17
		K	J2HG-4824- K	N/A	N/A	2929.91	3073.62	3040.96	3184.67	3148.42	3292.13	3408.53	3552.24
4H, 48.5”(1232mm) — File/File, Valet Left													
23.625” (600mm)	24” (610mm)	1	J2HJ-4824- 1	\$2555.79	\$2732.75	\$2756.52	\$2900.23	\$2867.57	\$3011.28	\$2975.03	\$3118.74	\$3235.14	\$3378.85
		J	J2HJ-4824- J	2586.66	2763.62	N/A	N/A	N/A	N/A	N/A	N/A	N/A	N/A
		2, 3	J2HJ-4824-	2674.55	2851.51	\$2875.28	\$3018.99	\$2986.33	\$3130.04	\$3093.79	\$3237.50	\$3353.90	\$3497.61
		7, 8, 9	J2HJ-4824-	2703.11	2880.07	2903.84	3047.55	3014.89	3158.60	3122.35	3266.06	3382.46	3526.17
		K	J2HJ-4824- K	N/A	N/A	2929.91	3073.62	3040.96	3184.67	3148.42	3292.13	3408.53	3552.24
4H, 51.5”(1308mm) — Box/File, Valet Right													
23.625” (600mm)	24” (610mm)	1	J2HQ-5124- 1	\$2675.20	\$2862.87	\$3000.81	\$3144.52	\$3131.43	\$3275.14	\$3340.93	\$3484.64	\$3657.57	\$3801.28
		J	J2HQ-5124- J	2706.07	2893.74	N/A	N/A	N/A	N/A	N/A	N/A	N/A	N/A
		2, 3	J2HQ-5124-	2793.96	2981.63	\$3119.57	\$3263.28	\$3250.19	\$3393.90	\$3459.69	\$3603.40	\$3776.33	\$3920.04
		7, 8, 9	J2HQ-5124-	2822.52	3010.19	3148.13	3291.84	3278.75	3422.46	3488.25	3631.96	3804.89	3948.60
		K	J2HQ-5124- K	N/A	N/A	3174.20	3317.91	3304.82	3448.53	3514.32	3658.03	3830.96	3974.67
4H, 51.5”(1308mm) — Box/File, Valet Left													
23.625” (600mm)	24” (610mm)	1	J2HR-5124- 1	\$2675.20	\$2862.87	\$3000.81	\$3144.52	\$3131.43	\$3275.14	\$3340.93	\$3484.64	\$3657.57	\$3801.28
		J	J2HR-5124- J	2706.07	2893.74	N/A	N/A	N/A	N/A	N/A	N/A	N/A	N/A
		2, 3	J2HR-5124-	2793.96	2981.63	\$3119.57	\$3263.28	\$3250.19	\$3393.90	\$3459.69	\$3603.40	\$3776.33	\$3920.04
		7, 8, 9	J2HR-5124-	2822.52	3010.19	3148.13	3291.84	3278.75	3422.46	3488.25	3631.96	3804.89	3948.60
		K	J2HR-5124- K	N/A	N/A	3174.20	3317.91	3304.82	3448.53	3514.32	3658.03	3830.96	3974.67

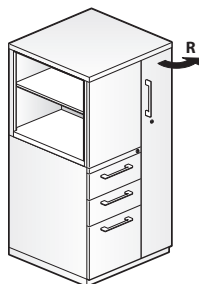
# X Series 24" Wide Personal Storage Towers

4H Personal Storage Tower with Hinged Door Upper Storage

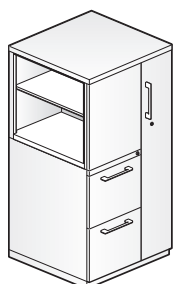
Actual Depth	Actual Width	Pull	Number ① ② ③	Painted Trim A	Trim B	Laminate A Trim A	Trim B	Laminate B Trim A	Trim B	Wood Group A Trim A	Trim B	Wood Group B Trim A	Trim B
<b>4H, 51.5" (1308mm) — Box/Box/File, Valet Right</b>													
23.625" (600mm)	24" (610mm)	1	J2HB-5124- 1	\$2731.57	\$2919.21	\$3026.11	\$3169.82	\$3158.76	\$3302.47	\$3345.57	\$3489.28	\$3652.91	\$3796.62
		J	J2HB-5124- J	2762.44	2950.08	N/A	N/A	N/A	N/A	N/A	N/A	N/A	N/A
		2, 3	J2HB-5124-	2880.02	3067.66	\$3174.56	\$3318.27	\$3307.21	\$3450.92	\$3494.02	\$3637.73	\$3801.36	\$3945.07
		7, 8, 9	J2HB-5124-	2915.72	3103.36	3210.26	3353.97	3342.91	3486.62	3529.72	3673.43	3837.06	3980.77
		K	J2HB-5124- K	N/A	N/A	3270.76	3414.47	3403.41	3547.12	3590.22	3733.93	3897.56	4041.27
<b>4H, 51.5" (1308mm) — Box/Box/File, Valet Left</b>													
23.625" (600mm)	24" (610mm)	1	J2HE-5124- 1	\$2731.57	\$2919.21	\$3026.11	\$3169.82	\$3158.76	\$3302.47	\$3345.57	\$3489.28	\$3652.91	\$3796.62
		J	J2HE-5124- J	2762.44	2950.08	N/A	N/A	N/A	N/A	N/A	N/A	N/A	N/A
		2, 3	J2HE-5124-	2880.02	3067.66	\$3174.56	\$3318.27	\$3307.21	\$3450.92	\$3494.02	\$3637.73	\$3801.36	\$3945.07
		7, 8, 9	J2HE-5124-	2915.72	3103.36	3210.26	3353.97	3342.91	3486.62	3529.72	3673.43	3837.06	3980.77
		K	J2HE-5124- K	N/A	N/A	3270.76	3414.47	3403.41	3547.12	3590.22	3733.93	3897.56	4041.27
<b>4H, 51.5" (1308mm) — File/File, Valet Right</b>													
23.625" (600mm)	24" (610mm)	1	J2HG-5124- 1	\$2660.31	\$2847.96	\$2942.97	\$3086.68	\$3068.97	\$3212.68	\$3250.57	\$3394.28	\$3557.90	\$3701.61
		J	J2HG-5124- J	2691.18	2878.83	N/A	N/A	N/A	N/A	N/A	N/A	N/A	N/A
		2, 3	J2HG-5124-	2779.07	2966.72	\$3061.73	\$3205.44	\$3187.73	\$3331.44	\$3369.33	\$3513.04	\$3676.66	\$3820.37
		7, 8, 9	J2HG-5124-	2807.63	2995.28	3090.29	3234.00	3216.29	3360.00	3397.89	3541.60	3705.22	3848.93
		K	J2HG-5124- K	N/A	N/A	3116.36	3260.07	3242.36	3386.07	3423.96	3567.67	3731.29	3875.00
<b>4H, 51.5" (1308mm) — File/File, Valet Left</b>													
23.625" (600mm)	24" (610mm)	1	J2HJ-5124- 1	\$2660.31	\$2847.96	\$2942.97	\$3086.68	\$3068.97	\$3212.68	\$3250.57	\$3394.28	\$3557.90	\$3701.61
		J	J2HJ-5124- J	2691.18	2878.83	N/A	N/A	N/A	N/A	N/A	N/A	N/A	N/A
		2, 3	J2HJ-5124-	2779.07	2966.72	\$3061.73	\$3205.44	\$3187.73	\$3331.44	\$3369.33	\$3513.04	\$3676.66	\$3820.37
		7, 8, 9	J2HJ-5124-	2807.63	2995.28	3090.29	3234.00	3216.29	3360.00	3397.89	3541.60	3705.22	3848.93
		K	J2HJ-5124- K	N/A	N/A	3116.36	3260.07	3242.36	3386.07	3423.96	3567.67	3731.29	3875.00

# X Series 24" Wide Personal Storage Towers

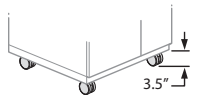
4H Personal Storage Tower with Bookcase Upper Storage



J2BB-4824 (Right)



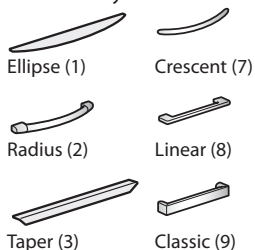
J2BG-4824 (Right)



Caster Option

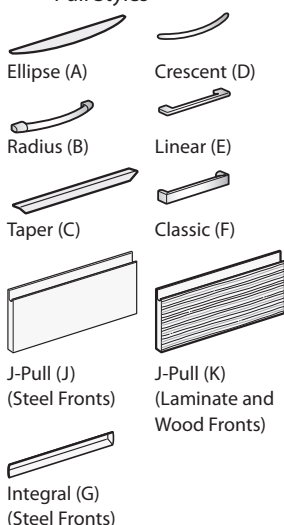
## 2 Standard Door

### Pull Styles



## 2 Touch Latch Door

### Pull Styles



## Features

- Includes:
  - Pedestal section with multiple box and file drawer configurations
  - Valet with coat rod
  - Side facing bookcase with one shelf that adjusts in 3"(76mm) increments
- Tower with box drawers includes a single pencil tray.
- Each box drawer includes one divider.
- Each file drawer includes one compressor.
- Drawer/door front options include painted, laminate, or wood.
- Laminate fronts can be specified with:
  - Painted steel or laminate lockbar
  - Painted steel, translucent, or laminate top
- Wood fronts can be specified with:
  - Painted steel or wood lockbar
  - Painted steel, translucent, or wood top
- Optional drawer/door pulls include Ellipse, Radius, Taper, Crescent, Linear, Classic, Integral, and J-Pull.
  - Ellipse pull available in non-Metallic trim colors only
  - Radius pull available in Metallic trim colors only
  - Taper and J-Pull pull trim color matches case trim color
  - Crescent, Linear and Classic pulls are brushed nickel finish
  - Integral pull available with painted steel fronts only
  - Integral and J-Pull are available with touch latch doors only
- Standard door or touch latch door choice is determined by pull style code.
- Drawers have full extension steel ball-bearing slides.
- Drawer Interiors and accessories are black finish color.
- Bookcase, shelf, and valet interior match case color.
- Single lock secures all drawers. Valet locks separately.
- Locks in tower are randomly keyed.
- Lock plugs are available in black or chrome.
- For lock options, refer to Lock Program section of the Accessories Price List.
- Glides provide 1.5"(38mm) adjustment range.
- Optional casters add 3.5"(89mm) to overall height.

## Specification Tips

- Optional white translucent top adds 2.75"(70mm) to overall height of tower.
- Additional shelves can be specified separately.

## Caster Option

To specify tower with casters, add **C** to the end of the product number. Add **\$243.47** list.

**Example:** J2BB-4824-SS1RC

## To Order, Specify:

### Painted Steel Drawer/Door Fronts

- Product number, including:

### 1 Front/Lockbar Option:

**SS** Painted steel fronts/painted steel lockbar

### 2 Pull (see side bar)

**\$30.87** upcharge list for touch latch door(s).

### 3 Top Option:

**R** Regular top

**T** Translucent top, add **\$527.31** list

- Trim color for case and front.

- Trim color for pull (Ellipse and Radius only).

- Ellipse (Non-Metallic trim colors only)
- Radius (Metallic trim colors only; upcharge for Metallic trim on pull is included in price.)

- Trim color for lock plug.

## To Order, Specify (cont'd):

### Laminate Drawer/Door Fronts

- Product number, including:

### 1 Front/Lockbar Option:

**LL** Laminate fronts/painted steel lockbar

**TT** Laminate fronts/laminate lockbar, add **\$46.31** list

### 2 Pull (see side bar)

**\$30.87** upcharge list for touch latch door(s).

### 3 Top Option:

**R** Regular top

**T** Translucent top, add **\$527.31** list

**L** Laminate top, add **\$138.95** list

- Trim color for case.

- Trim color for pull (Ellipse and Radius only).

- Ellipse (Non-Metallic trim colors only)
- Radius (Metallic trim colors only; upcharge for Metallic trim on pull is included in price.)

- Laminate color for drawer/door fronts (and top, if laminate top is specified).

- Edge trim color for drawer/door fronts (and top, if laminate top is specified).

- Trim color for lock plug.

### Wood Drawer/Door Fronts

- Product number, including:

### 1 Front/Lockbar Option:

**WW** Wood fronts/painted steel lockbar

**RR** Wood fronts/wood lockbar, add **\$89.08** list

### 2 Pull (see side bar)

**\$30.87** upcharge list for touch latch door(s).

### 3 Top Option:

**R** Regular top

**T** Translucent top, add **\$527.31** list

**W** Wood top, add **\$267.21** list

- Trim color for case.

- Trim color for pull (Ellipse and Radius only).

- Ellipse (Non-Metallic trim colors only)
- Radius (Metallic trim colors only; upcharge for Metallic trim on pull is included in price.)

- Wood finish for drawer/door fronts (and top, if wood top is specified).

- Trim color for lock plug.

# X Series 24" Wide Personal Storage Towers


4H Personal Storage Tower with Bookcase Upper Storage

Actual Depth	Actual Width	Pull	Number ① ② ③	Painted Trim A	Trim B	Laminate A Trim A	Trim B	Laminate B Trim A	Trim B	Wood Group A Trim A	Trim B	Wood Group B Trim A	Trim B
<b>4H, 48.5" (1232mm) — Box/Box/File, Valet Right</b>													
23.625" (600mm)	24" (610mm)	1	J2BB-4824- 1	\$2368.16	\$2545.10	\$2579.55	\$2723.26	\$2676.46	\$2820.17	\$2808.75	\$2952.46	\$3021.37	\$3165.08
		J	J2BB-4824- J	2399.03	2575.97	N/A	N/A	N/A	N/A	N/A	N/A	N/A	N/A
		2, 3	J2BB-4824-	2486.92	2663.86	\$2698.31	\$2842.02	\$2795.22	\$2938.93	\$2927.51	\$3071.22	\$3140.13	\$3283.84
		7, 8, 9	J2BB-4824-	2515.48	2692.42	2726.87	2870.58	2823.78	2967.49	2956.07	3099.78	3168.69	3312.40
		K	J2BB-4824- K	N/A	N/A	2824.20	2967.91	2921.11	3064.82	3053.40	3197.11	3266.02	3409.73
<b>4H, 48.5" (1232mm) — Box/Box/File, Valet Left</b>													
23.625" (600mm)	24" (610mm)	1	J2BE-4824- 1	\$2368.16	\$2545.10	\$2579.55	\$2723.26	\$2676.46	\$2820.17	\$2808.75	\$2952.46	\$3021.37	\$3165.08
		J	J2BE-4824- J	2399.03	2575.97	N/A	N/A	N/A	N/A	N/A	N/A	N/A	N/A
		2, 3	J2BE-4824-	2486.92	2663.86	\$2698.31	\$2842.02	\$2795.22	\$2938.93	\$2927.51	\$3071.22	\$3140.13	\$3283.84
		7, 8, 9	J2BE-4824-	2515.48	2692.42	2726.87	2870.58	2823.78	2967.49	2956.07	3099.78	3168.69	3312.40
		K	J2BE-4824- K	N/A	N/A	2824.20	2967.91	2921.11	3064.82	3053.40	3197.11	3266.02	3409.73
<b>4H, 48.5" (1232mm) — File/File, Valet Right</b>													
23.625" (600mm)	24" (610mm)	1	J2BG-4824- 1	\$2296.90	\$2473.85	\$2496.41	\$2640.12	\$2586.67	\$2730.38	\$2713.75	\$2857.46	\$2926.36	\$3070.07
		J	J2BG-4824- J	2327.77	2504.72	N/A	N/A	N/A	N/A	N/A	N/A	N/A	N/A
		2, 3	J2BG-4824-	2385.97	2562.92	\$2585.48	\$2729.19	\$2675.74	\$2819.45	\$2802.82	\$2946.53	\$3015.43	\$3159.14
		7, 8, 9	J2BG-4824-	2407.39	2584.34	2606.90	2750.61	2697.16	2840.87	2824.24	2967.95	3036.85	3180.56
		K	J2BG-4824- K	N/A	N/A	2669.80	2813.51	2760.06	2903.77	2887.14	3030.85	3099.75	3243.46
<b>4H, 48.5" (1232mm) — File/File, Valet Left</b>													
23.625" (600mm)	24" (610mm)	1	J2BJ-4824- 1	\$2296.90	\$2473.85	\$2496.41	\$2640.12	\$2586.67	\$2730.38	\$2713.75	\$2857.46	\$2926.36	\$3070.07
		J	J2BJ-4824- J	2327.77	2504.72	N/A	N/A	N/A	N/A	N/A	N/A	N/A	N/A
		2, 3	J2BJ-4824-	2385.97	2562.92	\$2585.48	\$2729.19	\$2675.74	\$2819.45	\$2802.82	\$2946.53	\$3015.43	\$3159.14
		7, 8, 9	J2BJ-4824-	2407.39	2584.34	2606.90	2750.61	2697.16	2840.87	2824.24	2967.95	3036.85	3180.56
		K	J2BJ-4824- K	N/A	N/A	2669.80	2813.51	2760.06	2903.77	2887.14	3030.85	3099.75	3243.46
<b>4H, 51.5" (1308mm) — Box/Box/File, Valet Right</b>													
23.625" (600mm)	24" (610mm)	1	J2BB-5124- 1	\$2456.04	\$2643.67	\$2757.71	\$2901.42	\$2868.88	\$3012.59	\$3084.29	\$3228.00	\$3413.27	\$3556.98
		J	J2BB-5124- J	2486.91	2674.54	N/A	N/A	N/A	N/A	N/A	N/A	N/A	N/A
		2, 3	J2BB-5124-	2574.80	2762.43	\$2876.47	\$3020.18	\$2987.64	\$3131.35	\$3203.05	\$3346.76	\$3532.03	\$3675.74
		7, 8, 9	J2BB-5124-	2603.36	2790.99	2905.03	3048.74	3016.20	3159.91	3231.61	3375.32	3560.59	3704.30
		K	J2BB-5124- K	N/A	N/A	3002.36	3146.07	3113.53	3257.24	3328.94	3472.65	3657.92	3801.63
<b>4H, 51.5" (1308mm) — Box/Box/File, Valet Left</b>													
23.625" (600mm)	24" (610mm)	1	J2BE-5124- 1	\$2456.04	\$2643.67	\$2757.71	\$2901.42	\$2868.88	\$3012.59	\$3084.29	\$3228.00	\$3413.27	\$3556.98
		J	J2BE-5124- J	2486.91	2674.54	N/A	N/A	N/A	N/A	N/A	N/A	N/A	N/A
		2, 3	J2BE-5124-	2574.80	2762.43	\$2876.47	\$3020.18	\$2987.64	\$3131.35	\$3203.05	\$3346.76	\$3532.03	\$3675.74
		7, 8, 9	J2BE-5124-	2603.36	2790.99	2905.03	3048.74	3016.20	3159.91	3231.61	3375.32	3560.59	3704.30
		K	J2BE-5124- K	N/A	N/A	3002.36	3146.07	3113.53	3257.24	3328.94	3472.65	3657.92	3801.63
<b>4H, 51.5" (1308mm) — File/File, Valet Right</b>													
23.625" (600mm)	24" (610mm)	1	J2BG-5124- 1	\$2384.78	\$2572.42	\$2674.57	\$2818.28	\$2779.09	\$2922.80	\$2989.29	\$3133.00	\$3318.26	\$3461.97
		J	J2BG-5124- J	2415.65	2603.29	N/A	N/A	N/A	N/A	N/A	N/A	N/A	N/A
		2, 3	J2BG-5124-	2473.85	2661.49	\$2763.64	\$2907.35	\$2868.16	\$3011.87	\$3078.36	\$3222.07	\$3407.33	\$3551.04
		7, 8, 9	J2BG-5124-	2495.27	2682.91	2785.06	2928.77	2889.58	3033.29	3099.78	3243.49	3428.75	3572.46
		K	J2BG-5124- K	N/A	N/A	2847.96	2991.67	2952.48	3096.19	3162.68	3306.39	3491.65	3635.36
<b>4H, 51.5" (1308mm) — File/File, Valet Left</b>													
23.625" (600mm)	24" (610mm)	1	J2BJ-5124- 1	\$2384.78	\$2572.42	\$2674.57	\$2818.28	\$2779.09	\$2922.80	\$2989.29	\$3133.00	\$3318.26	\$3461.97
		J	J2BJ-5124- J	2415.65	2603.29	N/A	N/A	N/A	N/A	N/A	N/A	N/A	N/A
		2, 3	J2BJ-5124-	2473.85	2661.49	\$2763.64	\$2907.35	\$2868.16	\$3011.87	\$3078.36	\$3222.07	\$3407.33	\$3551.04
		7, 8, 9	J2BJ-5124-	2495.27	2682.91	2785.06	2928.77	2889.58	3033.29	3099.78	3243.49	3428.75	3572.46
		K	J2BJ-5124- K	N/A	N/A	2847.96	2991.67	2952.48	3096.19	3162.68	3306.39	3491.65	3635.36

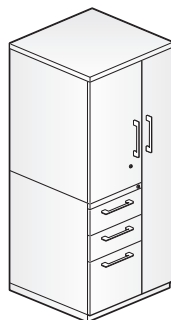


# X Series 24" Wide Personal Storage Towers

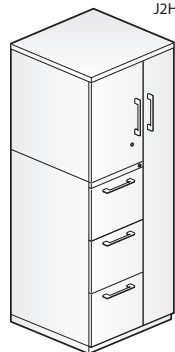
5H Personal Storage Tower with Hinged Door Upper Storage



J2HQ-5624 (Right)



J2HB-5624 (Right)



J2HM-6324 (Right)

## Features

- Includes:
  - Pedestal section with multiple box and file drawer configurations
  - Valet with coat rod
  - Upper Storage unit with one or more removable shelves
- Tower with box drawer(s) includes a single pencil tray.
- Storage unit in 56.5" (144mm) high tower with Box/File configuration includes two removable shelves. Unit with Box/Box/File or File/File includes one removable shelf.
- Storage unit in 63.5" (1613mm) and 64.5" (1638mm) high towers includes two removable shelves.
- Each box drawer includes one divider.
- Each file drawer includes one compressor.
- Drawer/door front options include painted, laminate, or wood.
- Laminate fronts can be specified with:
  - Painted steel or laminate lockbar
  - Painted steel, translucent, or laminate top
- Wood fronts can be specified with:
  - Painted steel or wood lockbar
  - Painted steel, translucent, or wood top
- Drawers have full extension steel ball-bearing slides.
- Interiors and accessories are black finish color.
- Optional drawer/door pulls include Ellipse, Radius, Taper, Crescent, Linear, Classic, Integral, and J-Pull.
  - Ellipse pull available in non-Metallic trim colors only
  - Radius pull available in Metallic trim colors only
  - Taper and J-Pull pull trim color matches case trim color
  - Crescent, Linear and Classic pulls are brushed nickel finish
  - Integral pull available with painted steel fronts only
  - Integral pull is not available on towers with Box/File configuration
  - Integral and J-Pull are available with touch latch doors only
- Standard door or touch latch door choice is determined by pull style code.
- Single lock secures all drawers. Separate lock secures storage unit and valet.
- Locks in tower are randomly keyed.
- Lock plugs are available in black or chrome.
- For lock options, refer to Lock Program section of the Accessories Price List.
- Glides provide 1.5" (38mm) adjustment range.

## Specification Tips

- Optional white translucent top adds 2.75" (70mm) to overall height of unit.
- Additional shelves can be specified separately.

## To Order, Specify:

### Painted Steel Drawer/Door Fronts

- Product number, including:

### 1 Front/Lockbar Option:

- SS** Painted steel fronts/painted steel lockbar

### 2 Standard Door Pull Styles

- Ellipse (1) Crescent (7)  
 Radius (2) Linear (8)  
 Taper (3) Classic (9)

### 2 Touch Latch Door Pull Styles

- Ellipse (A) Crescent (D)  
 Radius (B) Linear (E)  
 Taper (C) Classic (F)  
 J-Pull (J) (Steel Fronts)  
 J-Pull (K) (Laminate and Wood Fronts)  
 Integral (G) (Steel Fronts)

## To Order, Specify (cont'd):

### 2 Pull (see side bar)

**\$30.87** upcharge list for touch latch door(s).

### 3 Top Option:

- R** Regular top  
**T** Translucent top, add **\$527.31** list

- Trim color for case and front.

- Trim color for pull (Ellipse and Radius only).
  - Ellipse (Non-Metallic trim colors only)
  - Radius (Metallic trim colors only; upcharge for Metallic trim on pull is included in price.)

- Trim color for lock plug.

### Laminate Drawer/Door Fronts

- Product number, including:

### 1 Front/Lockbar Option:

- LL** Laminate fronts/painted steel lockbar  
**TT** Laminate fronts/laminate lockbar, add **\$46.31** list

### 2 Pull (see side bar)

**\$30.87** upcharge list for touch latch door(s).

### 3 Top Option:

- R** Regular top  
**T** Translucent top, add **\$527.31** list  
**L** Laminate top, add **\$138.95** list

- Trim color for case.

- Trim color for pull (Ellipse and Radius only).
  - Ellipse (Non-Metallic trim colors only)
  - Radius (Metallic trim colors only; upcharge for Metallic trim on pull is included in price.)

- Laminate color for drawer/door fronts (and top, if laminate top is specified).

- Edge trim color for drawer/door fronts (and top, if laminate top is specified).

- Trim color for lock plug.

### Wood Drawer/Door Fronts

- Product number, including:

### 1 Front/Lockbar Option:

- WW** Wood fronts/painted steel lockbar  
**RR** Wood fronts/wood lockbar, add **\$89.08** list

### 2 Pull (see side bar)

**\$30.87** upcharge list for touch latch door(s).

### 3 Top Option:

- R** Regular top  
**T** Translucent top, add **\$527.31** list  
**W** Wood top, add **\$267.21** list

- Trim color for case.

- Trim color for pull (Ellipse and Radius only).
  - Ellipse (Non-Metallic trim colors only)
  - Radius (Metallic trim colors only; upcharge for Metallic trim on pull is included in price.)

- Wood finish for drawer/door fronts (and top, if wood top is specified).

- Trim color for lock plug.

# X Series 24" Wide Personal Storage Towers

5H Personal Storage Tower with Hinged Door Upper Storage

Actual Depth	Actual Width	Pull	Number ① ② ③	Painted Trim A	Trim B	Laminate A Trim A	Trim B	Laminate B Trim A	Trim B	Wood Group A Trim A	Trim B	Wood Group B Trim A	Trim B
<b>5H, 56.5"(1435mm) — Box/File, Valet Right</b>													
23.625" (600mm)	24" (610mm)	1	J2HQ-5624- 1	\$2846.78	\$3058.03	\$3026.15	\$3191.22	\$3158.79	\$3323.86	\$3223.77	\$3388.84	\$3520.23	\$3685.30
		J	J2HQ-5624- J	2877.65	3088.90	N/A	N/A	N/A	N/A	N/A	N/A	N/A	N/A
		2, 3	J2HQ-5624-	2965.54	3176.79	\$3144.91	\$3309.98	\$3277.55	\$3442.62	\$3342.53	\$3507.60	\$3638.99	\$3804.06
		7, 8, 9	J2HQ-5624-	2994.10	3205.35	3173.47	3338.54	3306.11	3471.18	3371.09	3536.16	3667.55	3832.62
		K	J2HQ-5624- K	N/A	N/A	3199.54	3364.61	3332.18	3497.25	3397.16	3562.23	3693.62	3858.69
<b>5H, 56.5"(1435mm) — Box/File, Valet Left</b>													
23.625" (600mm)	24" (610mm)	1	J2HR-5624- 1	\$2846.78	\$3058.03	\$3026.15	\$3191.22	\$3158.79	\$3323.86	\$3223.77	\$3388.84	\$3520.23	\$3685.30
		J	J2HR-5624- J	2877.65	3088.90	N/A	N/A	N/A	N/A	N/A	N/A	N/A	N/A
		2, 3	J2HR-5624-	2965.54	3176.79	\$3144.91	\$3309.98	\$3277.55	\$3442.62	\$3342.53	\$3507.60	\$3638.99	\$3804.06
		7, 8, 9	J2HR-5624-	2994.10	3205.35	3173.47	3338.54	3306.11	3471.18	3371.09	3536.16	3667.55	3832.62
		K	J2HR-5624- K	N/A	N/A	3199.54	3364.61	3332.18	3497.25	3397.16	3562.23	3693.62	3858.69
<b>5H, 56.5"(1435mm) — Box/Box/File, Valet Right</b>													
23.625" (600mm)	24" (610mm)	1	J2HB-5624- 1	\$2735.13	\$2939.38	\$2965.59	\$3130.66	\$3093.37	\$3258.44	\$3228.41	\$3393.48	\$3514.98	\$3680.05
		J	J2HB-5624- J	2766.00	2970.25	N/A	N/A	N/A	N/A	N/A	N/A	N/A	N/A
		2, 3	J2HB-5624-	2883.58	3087.83	\$3114.04	\$3279.11	\$3241.82	\$3406.89	\$3376.86	\$3541.93	\$3663.43	\$3828.50
		7, 8, 9	J2HB-5624-	2919.28	3123.53	3149.74	3314.81	3277.52	3442.59	3412.56	3577.63	3699.13	3864.20
		K	J2HB-5624- K	N/A	N/A	3210.24	3375.31	3338.02	3503.09	3473.06	3638.13	3759.63	3924.70
<b>5H, 56.5"(1435mm) — Box/Box/File, Valet Left</b>													
23.625" (600mm)	24" (610mm)	1	J2HE-5624- 1	\$2735.13	\$2939.38	\$2965.59	\$3130.66	\$3093.37	\$3258.44	\$3228.41	\$3393.48	\$3514.98	\$3680.05
		J	J2HE-5624- J	2766.00	2970.25	N/A	N/A	N/A	N/A	N/A	N/A	N/A	N/A
		2, 3	J2HE-5624-	2883.58	3087.83	\$3114.04	\$3279.11	\$3241.82	\$3406.89	\$3376.86	\$3541.93	\$3663.43	\$3828.50
		7, 8, 9	J2HE-5624-	2919.28	3123.53	3149.74	3314.81	3277.52	3442.59	3412.56	3577.63	3699.13	3864.20
		K	J2HE-5624- K	N/A	N/A	3210.24	3375.31	3338.02	3503.09	3473.06	3638.13	3759.63	3924.70
<b>5H, 56.5"(1435mm) — File/File, Valet Right</b>													
23.625" (600mm)	24" (610mm)	1	J2HG-5624- 1	\$2663.87	\$2868.13	\$2882.45	\$3047.52	\$3003.58	\$3168.65	\$3133.41	\$3298.48	\$3419.97	\$3585.04
		J	J2HG-5624- J	2694.74	2899.00	N/A	N/A	N/A	N/A	N/A	N/A	N/A	N/A
		2, 3	J2HG-5624-	2782.63	2986.89	\$3001.21	\$3166.28	\$3122.34	\$3287.41	\$3252.17	\$3417.24	\$3538.73	\$3703.80
		7, 8, 9	J2HG-5624-	2811.19	3015.45	3029.77	3194.84	3150.90	3315.97	3280.73	3445.80	3567.29	3732.36
		K	J2HG-5624- K	N/A	N/A	3055.84	3220.91	3176.97	3342.04	3306.80	3471.87	3593.36	3758.43
<b>5H, 56.5"(1435mm) — File/File, Valet Left</b>													
23.625" (600mm)	24" (610mm)	1	J2HJ-5624- 1	\$2663.87	\$2868.13	\$2882.45	\$3047.52	\$3003.58	\$3168.65	\$3133.41	\$3298.48	\$3419.97	\$3585.04
		J	J2HJ-5624- J	2694.74	2899.00	N/A	N/A	N/A	N/A	N/A	N/A	N/A	N/A
		2, 3	J2HJ-5624-	2782.63	2986.89	\$3001.21	\$3166.28	\$3122.34	\$3287.41	\$3252.17	\$3417.24	\$3538.73	\$3703.80
		7, 8, 9	J2HJ-5624-	2811.19	3015.45	3029.77	3194.84	3150.90	3315.97	3280.73	3445.80	3567.29	3732.36
		K	J2HJ-5624- K	N/A	N/A	3055.84	3220.91	3176.97	3342.04	3306.80	3471.87	3593.36	3758.43
<b>5H, 63.5"(1613mm) — Box/Box/File, Valet Right</b>													
23.625" (600mm)	24" (610mm)	1	J2HB-6324- 1	\$2864.60	\$3091.40	\$3232.72	\$3397.79	\$3381.90	\$3546.97	\$3630.58	\$3795.65	\$3754.12	\$3919.19
		J	J2HB-6324- J	2895.47	3122.27	N/A	N/A	N/A	N/A	N/A	N/A	N/A	N/A
		2, 3	J2HB-6324-	3013.05	3239.85	\$3381.17	\$3546.24	\$3530.35	\$3695.42	\$3779.03	\$3944.10	\$3902.57	\$4067.64
		7, 8, 9	J2HB-6324-	3048.75	3275.55	3416.87	3581.94	3566.05	3731.12	3814.73	3979.80	3938.27	4103.34
		K	J2HB-6324- K	N/A	N/A	3477.37	3642.44	3626.55	3791.62	3875.23	4040.30	3998.77	4163.84
<b>5H, 63.5"(1613mm) — Box/Box/File, Valet Left</b>													
23.625" (600mm)	24" (610mm)	1	J2HE-6324- 1	\$2864.60	\$3091.40	\$3232.72	\$3397.79	\$3381.90	\$3546.97	\$3630.58	\$3795.65	\$3754.12	\$3919.19
		J	J2HE-6324- J	2895.47	3122.27	N/A	N/A	N/A	N/A	N/A	N/A	N/A	N/A
		2, 3	J2HE-6324-	3013.05	3239.85	\$3381.17	\$3546.24	\$3530.35	\$3695.42	\$3779.03	\$3944.10	\$3902.57	\$4067.64
		7, 8, 9	J2HE-6324-	3048.75	3275.55	3416.87	3581.94	3566.05	3731.12	3814.73	3979.80	3938.27	4103.34
		K	J2HE-6324- K	N/A	N/A	3477.37	3642.44	3626.55	3791.62	3875.23	4040.30	3998.77	4163.84

X Series 24" Wide Personal Storage Towers

5H Personal Storage Tower with Hinged Door Upper Storage

Actual Depth	Actual Width	Pull	Number ① ② ③	Painted Trim A	Trim B	Laminate A Trim A	Trim B	Laminate B Trim A	Trim B	Wood Group A Trim A	Trim B	Wood Group B Trim A	Trim B
5H, 63.5"(1613mm) — Box/Box/File/File, Valet Right													
23.625" (600mm)	24" (610mm)	1	J2HN-6324- 1	\$3207.83	\$3434.64	\$3574.76	\$3739.83	\$3751.31	\$3916.38	\$3970.26	\$4135.33	\$4094.97	\$4260.04
		J	J2HN-6324- J	3238.70	3465.51	N/A	N/A	N/A	N/A	N/A	N/A	N/A	N/A
		2, 3	J2HN-6324-	3326.59	3553.40	\$3693.52	\$3858.59	\$3870.07	\$4035.14	\$4089.02	\$4254.09	\$4213.73	\$4378.80
		7, 8, 9	J2HN-6324-	3355.15	3581.96	3722.08	3887.15	3898.63	4063.70	4117.58	4282.65	4242.29	4407.36
		K	J2HN-6324- K	N/A	N/A	3890.67	4055.74	4067.22	4232.29	4286.17	4451.24	4410.88	4575.95
5H, 63.5"(1613mm) — Box/Box/File/File, Valet Left													
23.625" (600mm)	24" (610mm)	1	J2HH-6324- 1	\$3207.83	\$3434.64	\$3574.76	\$3739.83	\$3751.31	\$3916.38	\$3970.26	\$4135.33	\$4094.97	\$4260.04
		J	J2HH-6324- J	3238.70	3465.51	N/A	N/A	N/A	N/A	N/A	N/A	N/A	N/A
		2, 3	J2HH-6324-	3326.59	3553.40	\$3693.52	\$3858.59	\$3870.07	\$4035.14	\$4089.02	\$4254.09	\$4213.73	\$4378.80
		7, 8, 9	J2HH-6324-	3355.15	3581.96	3722.08	3887.15	3898.63	4063.70	4117.58	4282.65	4242.29	4407.36
		K	J2HH-6324- K	N/A	N/A	3890.67	4055.74	4067.22	4232.29	4286.17	4451.24	4410.88	4575.95
5H, 63.5"(1613mm) — File/File, Valet Right													
23.625" (600mm)	24" (610mm)	1	J2HG-6324- 1	\$2793.34	\$3020.15	\$3149.58	\$3314.65	\$3292.11	\$3457.18	\$3535.58	\$3700.65	\$3659.11	\$3824.18
		J	J2HG-6324- J	2824.21	3051.02	N/A	N/A	N/A	N/A	N/A	N/A	N/A	N/A
		2, 3	J2HG-6324-	2912.10	3138.91	\$3268.34	\$3433.41	\$3410.87	\$3575.94	\$3654.34	\$3819.41	\$3777.87	\$3942.94
		7, 8, 9	J2HG-6324-	2940.66	3167.47	3296.90	3461.97	3439.43	3604.50	3682.90	3847.97	3806.43	3971.50
		K	J2HG-6324- K	N/A	N/A	3322.97	3488.04	3465.50	3630.57	3708.97	3874.04	3832.50	3997.57
5H, 63.5"(1613mm) — File/File, Valet Left													
23.625" (600mm)	24" (610mm)	1	J2HJ-6324- 1	\$2793.34	\$3020.15	\$3149.58	\$3314.65	\$3292.11	\$3457.18	\$3535.58	\$3700.65	\$3659.11	\$3824.18
		J	J2HJ-6324- J	2824.21	3051.02	N/A	N/A	N/A	N/A	N/A	N/A	N/A	N/A
		2, 3	J2HJ-6324-	2912.10	3138.91	\$3268.34	\$3433.41	\$3410.87	\$3575.94	\$3654.34	\$3819.41	\$3777.87	\$3942.94
		7, 8, 9	J2HJ-6324-	2940.66	3167.47	3296.90	3461.97	3439.43	3604.50	3682.90	3847.97	3806.43	3971.50
		K	J2HJ-6324- K	N/A	N/A	3322.97	3488.04	3465.50	3630.57	3708.97	3874.04	3832.50	3997.57
5H, 63.5"(1613mm) — File/File/File, Valet Right													
23.625" (600mm)	24" (610mm)	1	J2HM-6324- 1	\$3136.56	\$3363.38	\$3494.01	\$3659.08	\$3664.09	\$3829.16	\$3881.18	\$4046.25	\$3999.96	\$4165.03
		J	J2HM-6324- J	3167.43	3394.25	N/A	N/A	N/A	N/A	N/A	N/A	N/A	N/A
		2, 3	J2HM-6324-	3285.01	3511.83	\$3642.46	\$3807.53	\$3812.54	\$3977.61	\$4029.63	\$4194.70	\$4148.41	\$4313.48
		7, 8, 9	J2HM-6324-	3320.71	3547.53	3678.16	3843.23	3848.24	4013.31	4065.33	4230.40	4184.11	4349.18
		K	J2HM-6324- K	N/A	N/A	3738.66	3903.73	3908.74	4073.81	4125.83	4290.90	4244.61	4409.68
5H, 63.5"(1613mm) — File/File/File, Valet Left													
23.625" (600mm)	24" (610mm)	1	J2HA-6324- 1	\$3136.56	\$3363.38	\$3494.01	\$3659.08	\$3664.09	\$3829.16	\$3881.18	\$4046.25	\$3999.96	\$4165.03
		J	J2HA-6324- J	3167.43	3394.25	N/A	N/A	N/A	N/A	N/A	N/A	N/A	N/A
		2, 3	J2HA-6324-	3285.01	3511.83	\$3642.46	\$3807.53	\$3812.54	\$3977.61	\$4029.63	\$4194.70	\$4148.41	\$4313.48
		7, 8, 9	J2HA-6324-	3320.71	3547.53	3678.16	3843.23	3848.24	4013.31	4065.33	4230.40	4184.11	4349.18
		K	J2HA-6324- K	N/A	N/A	3738.66	3903.73	3908.74	4073.81	4125.83	4290.90	4244.61	4409.68
5H, 64.5"(1638mm) — Box/Box/File, Valet Right													
23.625" (600mm)	24" (610mm)	1	J2HB-6424- 1	\$2952.46	\$3182.85	\$3270.76	\$3435.83	\$3422.96	\$3588.03	\$3616.35	\$3781.42	\$3972.65	\$4137.72
		J	J2HB-6424- J	2983.33	3213.72	N/A	N/A	N/A	N/A	N/A	N/A	N/A	N/A
		2, 3	J2HB-6424-	3100.91	3331.30	\$3419.21	\$3584.28	\$3571.41	\$3736.48	\$3764.80	\$3929.87	\$4121.10	\$4286.17
		7, 8, 9	J2HB-6424-	3136.61	3367.00	3454.91	3619.98	3607.11	3772.18	3800.50	3965.57	4156.80	4321.87
		K	J2HB-6424- K	N/A	N/A	3515.41	3680.48	3667.61	3832.68	3861.00	4026.07	4217.30	4382.37
5H, 64.5"(1638mm) — Box/Box/File, Valet Left													
23.625" (600mm)	24" (610mm)	1	J2HE-6424- 1	\$2952.46	\$3182.85	\$3270.76	\$3435.83	\$3422.96	\$3588.03	\$3616.35	\$3781.42	\$3972.65	\$4137.72
		J	J2HE-6424- J	2983.33	3213.72	N/A	N/A	N/A	N/A	N/A	N/A	N/A	N/A
		2, 3	J2HE-6424-	3100.91	3331.30	\$3419.21	\$3584.28	\$3571.41	\$3736.48	\$3764.80	\$3929.87	\$4121.10	\$4286.17
		7, 8, 9	J2HE-6424-	3136.61	3367.00	3454.91	3619.98	3607.11	3772.18	3800.50	3965.57	4156.80	4321.87
		K	J2HE-6424- K	N/A	N/A	3515.41	3680.48	3667.61	3832.68	3861.00	4026.07	4217.30	4382.37

# X Series 24" Wide Personal Storage Towers

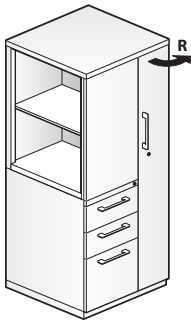
5H Personal Storage Tower with Hinged Door Upper Storage

Actual Depth	Actual Width	Pull	Number ① ② ③	Painted Trim A	Trim B	Laminate A Trim A	Trim B	Laminate B Trim A	Trim B	Wood Group A Trim A	Trim B	Wood Group B Trim A	Trim B
<b>5H, 64.5" (1638mm) — Box/Box/File/File, Valet Right</b>													
23.625" (600mm)	24" (610mm)	1	J2HN-6424- 1	\$3296.88	\$3527.27	\$3568.86	\$3733.93	\$3744.90	\$3909.97	\$3862.21	\$4027.28	\$4182.87	\$4347.94
		J	J2HN-6424- J	3327.75	3558.14	N/A	N/A	N/A	N/A	N/A	N/A	N/A	N/A
		2, 3	J2HN-6424-	3415.64	3646.03	\$3687.62	\$3852.69	\$3863.66	\$4028.73	\$3980.97	\$4146.04	\$4301.63	\$4466.70
		7, 8, 9	J2HN-6424-	3444.20	3674.59	3716.18	3881.25	3892.22	4057.29	4009.53	4174.60	4330.19	4495.26
		K	J2HN-6424- K	N/A	N/A	3884.77	4049.84	4060.81	4225.88	4178.12	4343.19	4498.78	4663.85
<b>5H, 64.5" (1638mm) — Box/Box/File/File, Valet Left</b>													
23.625" (600mm)	24" (610mm)	1	J2HH-6424- 1	\$3296.88	\$3527.27	\$3568.86	\$3733.93	\$3744.90	\$3909.97	\$3862.21	\$4027.28	\$4182.87	\$4347.94
		J	J2HH-6424- J	3327.75	3558.14	N/A	N/A	N/A	N/A	N/A	N/A	N/A	N/A
		2, 3	J2HH-6424-	3415.64	3646.03	\$3687.62	\$3852.69	\$3863.66	\$4028.73	\$3980.97	\$4146.04	\$4301.63	\$4466.70
		7, 8, 9	J2HH-6424-	3444.20	3674.59	3716.18	3881.25	3892.22	4057.29	4009.53	4174.60	4330.19	4495.26
		K	J2HH-6424- K	N/A	N/A	3884.77	4049.84	4060.81	4225.88	4178.12	4343.19	4498.78	4663.85
<b>5H, 64.5" (1638mm) — File/File, Valet Right</b>													
23.625" (600mm)	24" (610mm)	1	J2HG-6424- 1	\$2881.20	\$3111.60	\$3187.62	\$3352.69	\$3333.17	\$3498.24	\$3521.35	\$3686.42	\$3877.64	\$4042.71
		J	J2HG-6424- J	2912.07	3142.47	N/A	N/A	N/A	N/A	N/A	N/A	N/A	N/A
		2, 3	J2HG-6424-	2999.96	3230.36	\$3306.38	\$3471.45	\$3451.93	\$3617.00	\$3640.11	\$3805.18	\$3996.40	\$4161.47
		7, 8, 9	J2HG-6424-	3028.52	3258.92	3334.94	3500.01	3480.49	3645.56	3668.67	3833.74	4024.96	4190.03
		K	J2HG-6424- K	N/A	N/A	3361.01	3526.08	3506.56	3671.63	3694.74	3859.81	4051.03	4216.10
<b>5H, 64.5" (1638mm) — File/File, Valet Left</b>													
23.625" (600mm)	24" (610mm)	1	J2HJ-6424- 1	\$2881.20	\$3111.60	\$3187.62	\$3352.69	\$3333.17	\$3498.24	\$3521.35	\$3686.42	\$3877.64	\$4042.71
		J	J2HJ-6424- J	2912.07	3142.47	N/A	N/A	N/A	N/A	N/A	N/A	N/A	N/A
		2, 3	J2HJ-6424-	2999.96	3230.36	\$3306.38	\$3471.45	\$3451.93	\$3617.00	\$3640.11	\$3805.18	\$3996.40	\$4161.47
		7, 8, 9	J2HJ-6424-	3028.52	3258.92	3334.94	3500.01	3480.49	3645.56	3668.67	3833.74	4024.96	4190.03
		K	J2HJ-6424- K	N/A	N/A	3361.01	3526.08	3506.56	3671.63	3694.74	3859.81	4051.03	4216.10
<b>5H, 64.5" (1638mm) — File/File/File, Valet Right</b>													
23.625" (600mm)	24" (610mm)	1	J2HM-6424- 1	\$3225.61	\$3456.01	\$3488.11	\$3653.18	\$3657.68	\$3822.75	\$3773.13	\$3938.20	\$4087.86	\$4252.93
		J	J2HM-6424- J	3256.48	3486.88	N/A	N/A	N/A	N/A	N/A	N/A	N/A	N/A
		2, 3	J2HM-6424-	3374.06	3604.46	\$3636.56	\$3801.63	\$3806.13	\$3971.20	\$3921.58	\$4086.65	\$4236.31	\$4401.38
		7, 8, 9	J2HM-6424-	3409.76	3640.16	3672.26	3837.33	3841.83	4006.90	3957.28	4122.35	4272.01	4437.08
		K	J2HM-6424- K	N/A	N/A	3732.76	3897.83	3902.33	4067.40	4017.78	4182.85	4332.51	4497.58
<b>5H, 64.5" (1638mm) — File/File/File, Valet Left</b>													
23.625" (600mm)	24" (610mm)	1	J2HA-6424- 1	\$3225.61	\$3456.01	\$3488.11	\$3653.18	\$3657.68	\$3822.75	\$3773.13	\$3938.20	\$4087.86	\$4252.93
		J	J2HA-6424- J	3256.48	3486.88	N/A	N/A	N/A	N/A	N/A	N/A	N/A	N/A
		2, 3	J2HA-6424-	3374.06	3604.46	\$3636.56	\$3801.63	\$3806.13	\$3971.20	\$3921.58	\$4086.65	\$4236.31	\$4401.38
		7, 8, 9	J2HA-6424-	3409.76	3640.16	3672.26	3837.33	3841.83	4006.90	3957.28	4122.35	4272.01	4437.08
		K	J2HA-6424- K	N/A	N/A	3732.76	3897.83	3902.33	4067.40	4017.78	4182.85	4332.51	4497.58

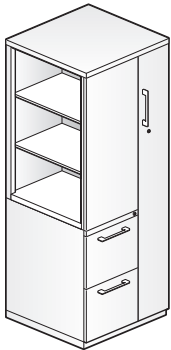
This page intentionally blank

# X Series 24" Wide Personal Storage Towers

5H Personal Storage Tower with Bookcase Upper Storage

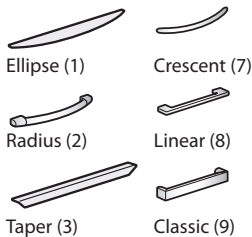


J2BB-5624 (Right)

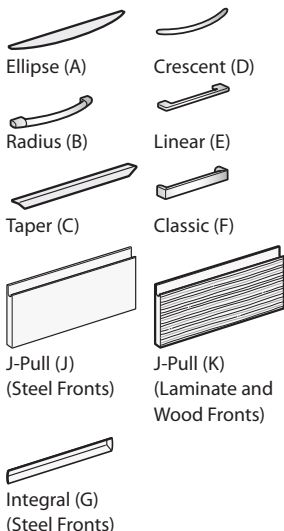


J2BG-6324 (Right)

## 2 Standard Door Pull Styles



## 2 Touch Latch Door Pull Styles



## Features

- Includes:
  - Pedestal section with multiple box and file drawer configurations
  - Valet with coat rod
  - Side facing bookcase includes one shelf adjustable in 3"(76mm) increments. Lowest shelf mounting positions is: 5"(127mm) from the bottom of compartment. Highest shelf mounting position is located at 5.75"(146mm) from the top of compartment.
- Tower with box drawers includes a single pencil tray.
- Bookcase in 56.5"(1435mm) high tower includes one shelf that adjust in 3"(76mm) increments.
- Bookcase in 63.5"(1613mm) and 64.5"(1638mm) high towers with Box/Box/File or File/File drawers includes two shelves that adjust in 6.25"(159mm) increments.
- Each box drawer includes one divider.
- Each file drawer includes one compressor.
- Drawer/door front options include painted, laminate, or wood.
- Laminate fronts can be specified with:
  - Painted steel or laminate lockbar
  - Painted steel, translucent, or laminate top
- Wood fronts can be specified with:
  - Painted steel or wood lockbar
  - Painted steel, translucent, or wood top
- Optional drawer/door pulls include Ellipse, Radius, Taper, Crescent, Linear, Classic, Integral, and J-Pull.
  - Ellipse pull available in non-Metallic trim colors only
  - Radius pull available in Metallic trim colors only
  - Taper and J-Pull pull trim color matches case trim color
  - Crescent, Linear and Classic pulls are brushed nickel finish
  - Integral pull available with painted steel fronts only
  - Integral and J-Pull are available with touch latch doors only
- Standard door or touch latch door choice is determined by pull style code.
- Drawers have full extension steel ball-bearing slides.
- Drawer Interiors and accessories are black finish color.
- Bookcase, shelf, and valet interior match case color.
- Single lock secures all drawers. Valet locks separately.
- Locks in tower are randomly keyed.
- Lock plugs are available in black or chrome.
- For lock options, refer to Lock Program section of the Accessories Price List.
- Glides provide 1.5"(38mm) adjustment range.

## Specification Tips

- Optional white translucent top adds 2.75"(70mm) to overall height of unit.
- Additional shelves can be specified separately.

## To Order, Specify:

### Painted Steel Drawer/Door Fronts

- Product number, including:

### 1 Front/Lockbar Option:

**SS** Painted steel fronts/painted steel lockbar

### 2 Pull (see side bar)

**\$30.87** upcharge list for touch latch door(s).

### 3 Top Option:

**R** Regular top

**T** Translucent top, add **\$527.31** list

- Trim color for case and front.

- Trim color for pull (Ellipse and Radius only).

- Ellipse (Non-Metallic trim colors only)
- Radius (Metallic trim colors only; upcharge for Metallic trim on pull is included in price.)

- Trim color for lock plug.

## To Order, Specify (cont'd):

### Laminate Drawer/Door Fronts

- Product number, including:

### 1 Front/Lockbar Option:

**LL** Laminate fronts/painted steel lockbar

**TT** Laminate fronts/laminate lockbar, add **\$46.31** list

### 2 Pull (see side bar)

**\$30.87** upcharge list for touch latch door(s).

### 3 Top Option:

**R** Regular top

**T** Translucent top, add **\$527.31** list

**L** Laminate top, add **\$138.95** list

- Trim color for case.

- Trim color for pull (Ellipse and Radius only).

- Ellipse (Non-Metallic trim colors only)
- Radius (Metallic trim colors only; upcharge for Metallic trim on pull is included in price.)

- Laminate color for drawer/door fronts (and top, if laminate top is specified).

- Edge trim color for drawer/door fronts (and top, if laminate top is specified).

- Trim color for lock plug.

### Wood Drawer/Door Fronts

- Product number, including:

### 1 Front/Lockbar Option:

**WW** Wood fronts/painted steel lockbar

**RR** Wood fronts/wood lockbar, add **\$89.08** list

### 2 Pull (see side bar)

**\$30.87** upcharge list for touch latch door(s).

### 3 Top Option:

**R** Regular top

**T** Translucent top, add **\$527.31** list

**W** Wood top, add **\$267.21** list

- Trim color for case.

- Trim color for pull (Ellipse and Radius only).

- Ellipse (Non-Metallic trim colors only)
- Radius (Metallic trim colors only; upcharge for Metallic trim on pull is included in price.)

- Wood finish for drawer/door fronts (and top, if wood top is specified).

- Trim color for lock plug.



X Series 24" Wide Personal Storage Towers

5H Personal Storage Tower with Bookcase Upper Storage

Actual Depth	Actual Width	Pull	Number ① ② ③	Painted Trim A	Trim B	Laminate A Trim A	Trim B	Laminate B Trim A	Trim B	Wood Group A Trim A	Trim B	Wood Group B Trim A	Trim B
5H, 56.5"(1435mm) — Box/Box/File, Valet Right													
23.625" (600mm)	24" (610mm)	1	J2BB-5624- 1 1	\$2549.85	\$2754.11	\$2766.97	\$2932.04	\$2878.88	\$3043.95	\$3036.33	\$3201.40	\$3289.30	\$3454.37
		J	J2BB-5624- J	2580.72	2784.98	N/A	N/A	N/A	N/A	N/A	N/A	N/A	N/A
		2, 3	J2BB-5624-	2668.61	2872.87	\$2885.73	\$3050.80	\$2997.64	\$3162.71	\$3155.09	\$3320.16	\$3408.06	\$3573.13
		7, 8, 9	J2BB-5624-	2697.17	2901.43	2914.29	3079.36	3026.20	3191.27	3183.65	3348.72	3436.62	3601.69
		K	J2BB-5624- K	N/A	N/A	3011.62	3176.69	3123.53	3288.60	3280.98	3446.05	3533.95	3699.02
5H, 56.5"(1435mm) — Box/Box/File, Valet Left													
23.625" (600mm)	24" (610mm)	1	J2BE-5624- 1 1	\$2549.85	\$2754.11	\$2766.97	\$2932.04	\$2878.88	\$3043.95	\$3036.33	\$3201.40	\$3289.30	\$3454.37
		J	J2BE-5624- J	2580.72	2784.98	N/A	N/A	N/A	N/A	N/A	N/A	N/A	N/A
		2, 3	J2BE-5624-	2668.61	2872.87	\$2885.73	\$3050.80	\$2997.64	\$3162.71	\$3155.09	\$3320.16	\$3408.06	\$3573.13
		7, 8, 9	J2BE-5624-	2697.17	2901.43	2914.29	3079.36	3026.20	3191.27	3183.65	3348.72	3436.62	3601.69
		K	J2BE-5624- K	N/A	N/A	3011.62	3176.69	3123.53	3288.60	3280.98	3446.05	3533.95	3699.02
5H, 56.5"(1435mm) — File/File, Valet Right													
23.625" (600mm)	24" (610mm)	1	J2BG-5624- 1 1	\$2478.59	\$2682.86	\$2683.83	\$2848.90	\$2789.09	\$2954.16	\$2941.33	\$3106.40	\$3194.29	\$3359.36
		J	J2BG-5624- J	2509.46	2713.73	N/A	N/A	N/A	N/A	N/A	N/A	N/A	N/A
		2, 3	J2BG-5624-	2567.66	2771.93	\$2772.90	\$2937.97	\$2878.16	\$3043.23	\$3030.40	\$3195.47	\$3283.36	\$3448.43
		7, 8, 9	J2BG-5624-	2589.08	2793.35	2794.32	2959.39	2899.58	3064.65	3051.82	3216.89	3304.78	3469.85
		K	J2BG-5624- K	N/A	N/A	2857.22	3022.29	2962.48	3127.55	3114.72	3279.79	3367.68	3532.75
5H, 56.5"(1435mm) — File/File, Valet Left													
23.625" (600mm)	24" (610mm)	1	J2BJ-5624- 1 1	\$2478.59	\$2682.86	\$2683.83	\$2848.90	\$2789.09	\$2954.16	\$2941.33	\$3106.40	\$3194.29	\$3359.36
		J	J2BJ-5624- J	2509.46	2713.73	N/A	N/A	N/A	N/A	N/A	N/A	N/A	N/A
		2, 3	J2BJ-5624-	2567.66	2771.93	\$2772.90	\$2937.97	\$2878.16	\$3043.23	\$3030.40	\$3195.47	\$3283.36	\$3448.43
		7, 8, 9	J2BJ-5624-	2589.08	2793.35	2794.32	2959.39	2899.58	3064.65	3051.82	3216.89	3304.78	3469.85
		K	J2BJ-5624- K	N/A	N/A	2857.22	3022.29	2962.48	3127.55	3114.72	3279.79	3367.68	3532.75
5H, 63.5"(1613mm) — Box/Box/File, Valet Right													
23.625" (600mm)	24" (610mm)	1	J2BB-6324- 1 1	\$2584.30	\$2811.12	\$2963.14	\$3128.21	\$3090.75	\$3255.82	\$3372.87	\$3537.94	\$3470.26	\$3635.33
		J	J2BB-6324- J	2615.17	2841.99	N/A	N/A	N/A	N/A	N/A	N/A	N/A	N/A
		2, 3	J2BB-6324-	2703.06	2929.88	\$3081.90	\$3246.97	\$3209.51	\$3374.58	\$3491.63	\$3656.70	\$3589.02	\$3754.09
		7, 8, 9	J2BB-6324-	2731.62	2958.44	3110.46	3275.53	3238.07	3403.14	3520.19	3685.26	3617.58	3782.65
		K	J2BB-6324- K	N/A	N/A	3207.79	3372.86	3335.40	3500.47	3617.52	3782.59	3714.91	3879.98
5H, 63.5"(1613mm) — Box/Box/File, Valet Left													
23.625" (600mm)	24" (610mm)	1	J2BE-6324- 1 1	\$2584.30	\$2811.12	\$2963.14	\$3128.21	\$3090.75	\$3255.82	\$3372.87	\$3537.94	\$3470.26	\$3635.33
		J	J2BE-6324- J	2615.17	2841.99	N/A	N/A	N/A	N/A	N/A	N/A	N/A	N/A
		2, 3	J2BE-6324-	2703.06	2929.88	\$3081.90	\$3246.97	\$3209.51	\$3374.58	\$3491.63	\$3656.70	\$3589.02	\$3754.09
		7, 8, 9	J2BE-6324-	2731.62	2958.44	3110.46	3275.53	3238.07	3403.14	3520.19	3685.26	3617.58	3782.65
		K	J2BE-6324- K	N/A	N/A	3207.79	3372.86	3335.40	3500.47	3617.52	3782.59	3714.91	3879.98
5H, 63.5"(1613mm) — File/File, Valet Right													
23.625" (600mm)	24" (610mm)	1	J2BG-6324- 1 1	\$2513.04	\$2739.87	\$2880.00	\$3045.07	\$3000.96	\$3166.03	\$3277.87	\$3442.94	\$3375.25	\$3540.32
		J	J2BG-6324- J	2543.91	2770.74	N/A	N/A	N/A	N/A	N/A	N/A	N/A	N/A
		2, 3	J2BG-6324-	2602.11	2828.94	\$2969.07	\$3134.14	\$3090.03	\$3255.10	\$3366.94	\$3532.01	\$3464.32	\$3629.39
		7, 8, 9	J2BG-6324-	2623.53	2850.36	2990.49	3155.56	3111.45	3276.52	3388.36	3553.43	3485.74	3650.81
		K	J2BG-6324- K	N/A	N/A	3053.39	3218.46	3174.35	3339.42	3451.26	3616.33	3548.64	3713.71
5H, 63.5"(1613mm) — File/File, Valet Left													
23.625" (600mm)	24" (610mm)	1	J2BJ-6324- 1 1	\$2513.04	\$2739.87	\$2880.00	\$3045.07	\$3000.96	\$3166.03	\$3277.87	\$3442.94	\$3375.25	\$3540.32
		J	J2BJ-6324- J	2543.91	2770.74	N/A	N/A	N/A	N/A	N/A	N/A	N/A	N/A
		2, 3	J2BJ-6324-	2602.11	2828.94	\$2969.07	\$3134.14	\$3090.03	\$3255.10	\$3366.94	\$3532.01	\$3464.32	\$3629.39
		7, 8, 9	J2BJ-6324-	2623.53	2850.36	2990.49	3155.56	3111.45	3276.52	3388.36	3553.43	3485.74	3650.81
		K	J2BJ-6324- K	N/A	N/A	3053.39	3218.46	3174.35	3339.42	3451.26	3616.33	3548.64	3713.71



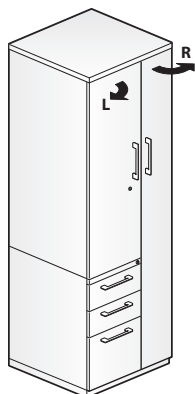
# X Series 24" Wide Personal Storage Towers

5H Personal Storage Tower with Bookcase Upper Storage

Actual Depth	Actual Width	Pull	Number ① ② ③	Painted Trim A	Trim B	Laminate A Trim A	Trim B	Laminate B Trim A	Trim B	Wood Group A Trim A	Trim B	Wood Group B Trim A	Trim B
<b>5H, 64.5" (1638mm) — Box/Box/File, Valet Right</b>													
23.625" (600mm)	24" (610mm)	1	J2BB-6424- 1	\$2648.43	\$2878.82	\$2910.91	\$3075.98	\$3034.33	\$3199.40	\$3194.73	\$3359.80	\$3476.23	\$3641.30
		J	J2BB-6424- J	2679.30	2909.69	N/A	N/A	N/A	N/A	N/A	N/A	N/A	N/A
		2, 3	J2BB-6424-	2767.19	2997.58	\$3029.67	\$3194.74	\$3153.09	\$3318.16	\$3313.49	\$3478.56	\$3594.99	\$3760.06
		7, 8, 9	J2BB-6424-	2795.75	3026.14	3058.23	3223.30	3181.65	3346.72	3342.05	3507.12	3623.55	3788.62
		K	J2BB-6424- K	N/A	N/A	3155.56	3320.63	3278.98	3444.05	3439.38	3604.45	3720.88	3885.95
<b>5H, 64.5" (1638mm) — Box/Box/File, Valet Left</b>													
23.625" (600mm)	24" (610mm)	1	J2BE-6424- 1	\$2648.43	\$2878.82	\$2910.91	\$3075.98	\$3034.33	\$3199.40	\$3194.73	\$3359.80	\$3476.23	\$3641.30
		J	J2BE-6424- J	2679.30	2909.69	N/A	N/A	N/A	N/A	N/A	N/A	N/A	N/A
		2, 3	J2BE-6424-	2767.19	2997.58	\$3029.67	\$3194.74	\$3153.09	\$3318.16	\$3313.49	\$3478.56	\$3594.99	\$3760.06
		7, 8, 9	J2BE-6424-	2795.75	3026.14	3058.23	3223.30	3181.65	3346.72	3342.05	3507.12	3623.55	3788.62
		K	J2BE-6424- K	N/A	N/A	3155.56	3320.63	3278.98	3444.05	3439.38	3604.45	3720.88	3885.95
<b>5H, 64.5" (1638mm) — File/File, Valet Right</b>													
23.625" (600mm)	24" (610mm)	1	J2BG-6424- 1	\$2577.17	\$2807.57	\$2827.77	\$2992.84	\$2944.54	\$3109.61	\$3099.73	\$3264.80	\$3381.22	\$3546.29
		J	J2BG-6424- J	2608.04	2838.44	N/A	N/A	N/A	N/A	N/A	N/A	N/A	N/A
		2, 3	J2BG-6424-	2666.24	2896.64	\$2916.84	\$3081.91	\$3033.61	\$3198.68	\$3188.80	\$3353.87	\$3470.29	\$3635.36
		7, 8, 9	J2BG-6424-	2687.66	2918.06	2938.26	3103.33	3055.03	3220.10	3210.22	3375.29	3491.71	3656.78
		K	J2BG-6424- K	N/A	N/A	3001.16	3166.23	3117.93	3283.00	3273.12	3438.19	3554.61	3719.68
<b>5H, 64.5" (1638mm) — File/File, Valet Left</b>													
23.625" (600mm)	24" (610mm)	1	J2BJ-6424- 1	\$2577.17	\$2807.57	\$2827.77	\$2992.84	\$2944.54	\$3109.61	\$3099.73	\$3264.80	\$3381.22	\$3546.29
		J	J2BJ-6424- J	2608.04	2838.44	N/A	N/A	N/A	N/A	N/A	N/A	N/A	N/A
		2, 3	J2BJ-6424-	2666.24	2896.64	\$2916.84	\$3081.91	\$3033.61	\$3198.68	\$3188.80	\$3353.87	\$3470.29	\$3635.36
		7, 8, 9	J2BJ-6424-	2687.66	2918.06	2938.26	3103.33	3055.03	3220.10	3210.22	3375.29	3491.71	3656.78
		K	J2BJ-6424- K	N/A	N/A	3001.16	3166.23	3117.93	3283.00	3273.12	3438.19	3554.61	3719.68

# X Series 24" Wide Personal Storage Towers

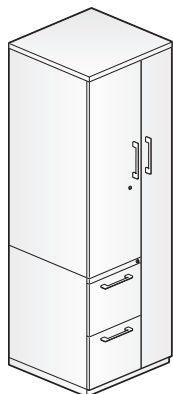
6H Personal Storage Tower with Hinged Door Upper Storage



J2HB-7324 (Right)



J2HN-7324 (Right)



J2HG-7324 (Right)



J2HM-7324 (Right)

## Features

- Includes:
  - Pedestal section with multiple box and file drawer configurations
  - Valet with coat rod
  - Upper storage unit with one or more removable shelves
- Tower with box drawers includes a single pencil tray.
- Storage unit in tower with Box/Box/File or File/File drawers includes three removable shelves.
- Storage unit in tower with Box/Box/File/File or File/File/File drawers includes two removable shelves.
- Each box drawer includes one divider.
- Each file drawer includes one compressor.
- Drawer/door front options include painted, laminate, or wood.
- Laminate fronts can be specified with:
  - Painted steel or laminate lockbar
  - Painted steel, translucent, or laminate top
- Wood fronts can be specified with:
  - Painted steel or wood lockbar
  - Painted steel, translucent, or wood top
- Optional drawer/door pulls include Ellipse, Radius, Taper, Crescent, Linear, Classic, Integral, and J-Pull.
  - Ellipse pull available in non-Metallic trim colors only
  - Radius pull available in Metallic trim colors only
  - Taper and J-Pull pull trim color matches case trim color
  - Crescent, Linear and Classic pulls are brushed nickel finish
  - Integral pull available with painted steel fronts only
  - Integral and J-Pull are available with touch latch doors only
- Standard door or touch latch door choice is determined by pull style code.
- Drawers have full extension steel ball-bearing slides.
- Interiors and accessories are black finish color.
- Single lock secures all drawers. Separate lock secures storage unit and valet.
- Locks in tower are randomly keyed.
- Lock plugs are available in black or chrome.
- For lock options, refer to Lock Program section of the Accessories Price List.
- Glides provide 1.5"(38mm) adjustment range.

## Specification Tips

- Optional white translucent top adds 2.75"(70mm) to overall height of unit.
- Additional shelves can be specified separately.

## To Order, Specify:

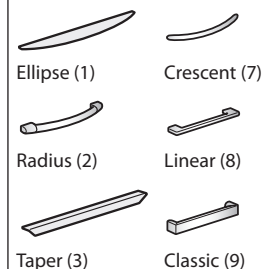
### Painted Steel Drawer/Door Fronts

- Product number, including:

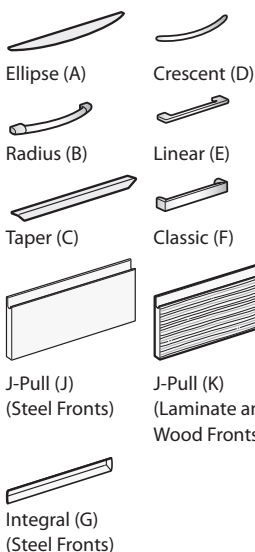
### 1 Front/Lockbar Option:

**SS** Painted steel fronts/  
painted steel lockbar

### 2 Standard Door Pull Styles



### 2 Touch Latch Door Pull Styles



## To Order, Specify (cont'd):

### 2 Pull (see side bar)

**\$30.87** upcharge list for touch latch door(s).

### 3 Top Option:

**R** Regular top

**T** Translucent top, add **\$527.31** list

- Trim color for case and front.

- Trim color for pull (Ellipse and Radius only).

–Ellipse (Non-Metallic trim colors only)

–Radius (Metallic trim colors only; upcharge for Metallic trim on pull is included in price.)

- Trim color for lock plug.

### Laminate Drawer/Door Fronts

- Product number, including:

### 1 Front/Lockbar Option:

**LL** Laminate fronts/painted steel lockbar

**TT** Laminate fronts/laminate lockbar, add **\$46.31** list

### 2 Pull (see side bar)

**\$30.87** upcharge list for touch latch door(s).

### 3 Top Option:

**R** Regular top

**T** Translucent top, add **\$527.31** list

**L** Laminate top, add **\$138.95** list

- Trim color for case.

- Trim color for pull (Ellipse and Radius only).

–Ellipse (Non-Metallic trim colors only)

–Radius (Metallic trim colors only; upcharge for Metallic trim on pull is included in price.)

- Laminate color for drawer/door fronts (and top, if laminate top is specified).

- Edge trim color for drawer/door fronts (and top, if laminate top is specified).

- Trim color for lock plug.

### Wood Drawer/Door Fronts

- Product number, including:

### 1 Front/Lockbar Option:

**WW** Wood fronts/painted steel lockbar

**RR** Wood fronts/wood lockbar, add **\$89.08** list

### 2 Pull (see side bar)

**\$30.87** upcharge list for touch latch door(s).

### 3 Top Option:

**R** Regular top

**T** Translucent top, add **\$527.31** list

**W** Wood top, add **\$267.21** list

- Trim color for case.

- Trim color for pull (Ellipse and Radius only).

–Ellipse (Non-Metallic trim colors only)

–Radius (Metallic trim colors only; upcharge for Metallic trim on pull is included in price.)

- Wood finish for drawer/door fronts (and top, if wood top is specified).

- Trim color for lock plug.

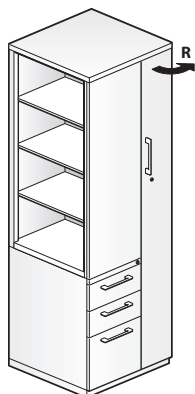
# X Series 24" Wide Personal Storage Towers

6H Personal Storage Tower with Hinged Door Upper Storage

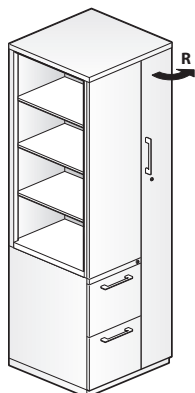
Actual Depth	Actual Width	Pull	Number ① ② ③	Painted Trim A	Trim B	Laminate A Trim A	Trim B	Laminate B Trim A	Trim B	Wood Group A Trim A	Trim B	Wood Group B Trim A	Trim B
<b>6H, 73.5" (1867mm) — Box/Box/File, Valet Right</b>													
23.625" (600mm)	24" (610mm)	1	J2HB-7324- 1	\$3276.69	\$3537.94	\$3663.86	\$3874.06	\$3847.52	\$4057.72	\$4081.89	\$4292.09	\$4206.62	\$4416.82
		J	J2HB-7324- J	3307.56	3568.81	N/A	N/A	N/A	N/A	N/A	N/A	N/A	N/A
		2, 3	J2HB-7324-	3425.14	3686.39	\$3812.31	\$4022.51	\$3995.97	\$4206.17	\$4230.34	\$4440.54	\$4355.07	\$4565.27
		7, 8, 9	J2HB-7324-	3460.84	3722.09	3848.01	4058.21	4031.67	4241.87	4266.04	4476.24	4390.77	4600.97
		K	J2HB-7324- K	N/A	N/A	3908.51	4118.71	4092.17	4302.37	4326.54	4536.74	4451.27	4661.47
<b>6H, 73.5" (1867mm) — Box/Box/File, Valet Left</b>													
23.625" (600mm)	24" (610mm)	1	J2HE-7324- 1	\$3276.69	\$3537.94	\$3663.86	\$3874.06	\$3847.52	\$4057.72	\$4081.89	\$4292.09	\$4206.62	\$4416.82
		J	J2HE-7324- J	3307.56	3568.81	N/A	N/A	N/A	N/A	N/A	N/A	N/A	N/A
		2, 3	J2HE-7324-	3425.14	3686.39	\$3812.31	\$4022.51	\$3995.97	\$4206.17	\$4230.34	\$4440.54	\$4355.07	\$4565.27
		7, 8, 9	J2HE-7324-	3460.84	3722.09	3848.01	4058.21	4031.67	4241.87	4266.04	4476.24	4390.77	4600.97
		K	J2HE-7324- K	N/A	N/A	3908.51	4118.71	4092.17	4302.37	4326.54	4536.74	4451.27	4661.47
<b>6H, 73.5" (1867mm) — Box/Box/File/File, Valet Right</b>													
23.625" (600mm)	24" (610mm)	1	J2HN-7324- 1	\$3618.74	\$3879.99	\$3999.95	\$4210.15	\$4210.50	\$4420.70	\$4410.89	\$4621.09	\$4549.84	\$4760.04
		J	J2HN-7324- J	3649.61	3910.86	N/A	N/A	N/A	N/A	N/A	N/A	N/A	N/A
		2, 3	J2HN-7324-	3737.50	3998.75	\$4118.71	\$4328.91	\$4329.26	\$4539.46	\$4529.65	\$4739.85	\$4668.60	\$4878.80
		7, 8, 9	J2HN-7324-	3766.06	4027.31	4147.27	4357.47	4357.82	4568.02	4558.21	4768.41	4697.16	4907.36
		K	J2HN-7324- K	N/A	N/A	4315.86	4526.06	4526.41	4736.61	4726.80	4937.00	4865.75	5075.95
<b>6H, 73.5" (1867mm) — Box/Box/File/File, Valet Left</b>													
23.625" (600mm)	24" (610mm)	1	J2HH-7324- 1	\$3618.74	\$3879.99	\$3999.95	\$4210.15	\$4210.50	\$4420.70	\$4410.89	\$4621.09	\$4549.84	\$4760.04
		J	J2HH-7324- J	3649.61	3910.86	N/A	N/A	N/A	N/A	N/A	N/A	N/A	N/A
		2, 3	J2HH-7324-	3737.50	3998.75	\$4118.71	\$4328.91	\$4329.26	\$4539.46	\$4529.65	\$4739.85	\$4668.60	\$4878.80
		7, 8, 9	J2HH-7324-	3766.06	4027.31	4147.27	4357.47	4357.82	4568.02	4558.21	4768.41	4697.16	4907.36
		K	J2HH-7324- K	N/A	N/A	4315.86	4526.06	4526.41	4736.61	4726.80	4937.00	4865.75	5075.95
<b>6H, 73.5" (1867mm) — File/File, Valet Right</b>													
23.625" (600mm)	24" (610mm)	1	J2HG-7324- 1	\$3205.43	\$3466.69	\$3580.72	\$3790.92	\$3757.73	\$3967.93	\$3986.89	\$4197.09	\$4111.61	\$4321.81
		J	J2HG-7324- J	3236.30	3497.56	N/A	N/A	N/A	N/A	N/A	N/A	N/A	N/A
		2, 3	J2HG-7324-	3324.19	3585.45	\$3699.48	\$3909.68	\$3876.49	\$4086.69	\$4105.65	\$4315.85	\$4230.37	\$4440.57
		7, 8, 9	J2HG-7324-	3352.75	3614.01	3728.04	3938.24	3905.05	4115.25	4134.21	4344.41	4258.93	4469.13
		K	J2HG-7324- K	N/A	N/A	3754.11	3964.31	3931.12	4141.32	4160.28	4370.48	4285.00	4495.20
<b>6H, 73.5" (1867mm) — File/File, Valet Left</b>													
23.625" (600mm)	24" (610mm)	1	J2HJ-7324- 1	\$3205.43	\$3466.69	\$3580.72	\$3790.92	\$3757.73	\$3967.93	\$3986.89	\$4197.09	\$4111.61	\$4321.81
		J	J2HJ-7324- J	3236.30	3497.56	N/A	N/A	N/A	N/A	N/A	N/A	N/A	N/A
		2, 3	J2HJ-7324-	3324.19	3585.45	\$3699.48	\$3909.68	\$3876.49	\$4086.69	\$4105.65	\$4315.85	\$4230.37	\$4440.57
		7, 8, 9	J2HJ-7324-	3352.75	3614.01	3728.04	3938.24	3905.05	4115.25	4134.21	4344.41	4258.93	4469.13
		K	J2HJ-7324- K	N/A	N/A	3754.11	3964.31	3931.12	4141.32	4160.28	4370.48	4285.00	4495.20
<b>6H, 73.5" (1867mm) — File/File/File, Valet Right</b>													
23.625" (600mm)	24" (610mm)	1	J2HM-7324- 1	\$3547.47	\$3808.73	\$3919.20	\$4129.40	\$4123.28	\$4333.48	\$4321.81	\$4532.01	\$4454.83	\$4665.03
		J	J2HM-7324- J	3578.34	3839.60	N/A	N/A	N/A	N/A	N/A	N/A	N/A	N/A
		2, 3	J2HM-7324-	3695.92	3957.18	\$4067.65	\$4277.85	\$4271.73	\$4481.93	\$4470.26	\$4680.46	\$4603.28	\$4813.48
		7, 8, 9	J2HM-7324-	3731.62	3992.88	4103.35	4313.55	4307.43	4517.63	4505.96	4716.16	4638.98	4849.18
		K	J2HM-7324- K	N/A	N/A	4163.85	4374.05	4367.93	4578.13	4566.46	4776.66	4699.48	4909.68
<b>6H, 73.5" (1867mm) — File/File/File, Valet Left</b>													
23.625" (600mm)	24" (610mm)	1	J2HA-7324- 1	\$3547.47	\$3808.73	\$3919.20	\$4129.40	\$4123.28	\$4333.48	\$4321.81	\$4532.01	\$4454.83	\$4665.03
		J	J2HA-7324- J	3578.34	3839.60	N/A	N/A	N/A	N/A	N/A	N/A	N/A	N/A
		2, 3	J2HA-7324-	3695.92	3957.18	\$4067.65	\$4277.85	\$4271.73	\$4481.93	\$4470.26	\$4680.46	\$4603.28	\$4813.48
		7, 8, 9	J2HA-7324-	3731.62	3992.88	4103.35	4313.55	4307.43	4517.63	4505.96	4716.16	4638.98	4849.18
		K	J2HA-7324- K	N/A	N/A	4163.85	4374.05	4367.93	4578.13	4566.46	4776.66	4699.48	4909.68

# X Series 24" Wide Personal Storage Towers

6H Personal Storage Tower with Bookcase Upper Storage



J2BB-7324 (Right)



J2BG-7324 (Right)

## Features

- Includes:
  - Pedestal section with multiple box and file drawer configurations
  - Valet with coat rod
  - Side-facing bookcase with three shelves that adjust in 6.25\"(159mm) increments
- Tower with box drawers includes a single pencil tray.
- Each box drawer includes one divider.
- Each file drawer includes one compressor.
- Drawer/door front options include painted, laminate, or wood.
- Laminate fronts can be specified with:
  - Painted steel or laminate lockbar
  - Painted steel, translucent, or laminate top
- Wood fronts can be specified with:
  - Painted steel or wood lockbar
  - Painted steel, translucent, or wood top
- Optional drawer/door pulls include Ellipse, Radius, Taper, Crescent, Linear, Classic, Integral, and J-Pull.
  - Ellipse pull available in non-Metallic trim colors only
  - Radius pull available in Metallic trim colors only
  - Taper and J-Pull pull trim color matches case trim color
  - Crescent, Linear and Classic pulls are brushed nickel finish
  - Integral pull available with painted steel fronts only
  - Integral and J-Pull are available with touch latch doors only
- Standard door or touch latch door choice is determined by pull style code.
- Drawers have full extension steel ball-bearing slides.
- Drawer Interiors and accessories are black finish color.
- Bookcase, shelf, and valet interior match case color.
- Single lock secures all drawers. Valet locks separately.
- Locks in tower are randomly keyed.
- Lock plugs are available in black or chrome.
- For lock options, refer to Lock Program section of the Accessories Price List.
- Glides provide 1.5\"(38mm) adjustment range.

## Specification Tips

- Optional white translucent top adds 2.75\"(70mm) to overall height of unit.
- Additional shelves can be specified separately.

## To Order, Specify:

### Painted Steel Drawer/Door Fronts

- Product number, including:

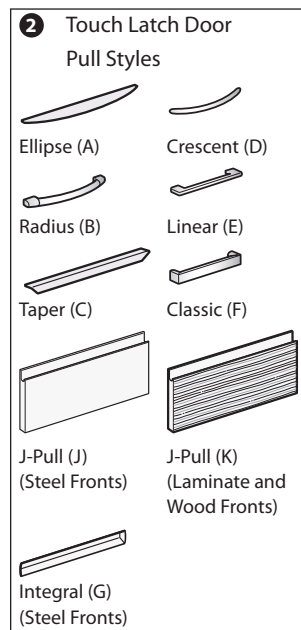
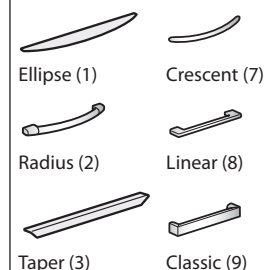
### 1 Front/Lockbar Option:

**SS** Painted steel fronts/painted steel lockbar

### 2 Pull (see side bar)

**\$30.87** upcharge list for touch latch door(s).

### 2 Standard Door Pull Styles



## To Order, Specify (cont'd):

### 3 Top Option:

**R** Regular top

**T** Translucent top, add **\$527.31** list

- Trim color for case and front.

- Trim color for pull (Ellipse and Radius only).

–Ellipse (Non-Metallic trim colors only)

–Radius (Metallic trim colors only; upcharge for Metallic trim on pull is included in price.)

- Trim color for lock plug.

### Laminate Drawer/Door Fronts

- Product number, including:

### 1 Front/Lockbar Option:

**LL** Laminate fronts/painted steel lockbar

**TT** Laminate fronts/laminate lockbar, add **\$46.31** list

### 2 Pull (see side bar)

**\$30.87** upcharge list for touch latch door(s).

### 3 Top Option:

**R** Regular top

**T** Translucent top, add **\$527.31** list

**L** Laminate top, add **\$138.95** list

- Trim color for case.

- Trim color for pull (Ellipse and Radius only).

–Ellipse (Non-Metallic trim colors only)

–Radius (Metallic trim colors only; upcharge for Metallic trim on pull is included in price.)

- Laminate color for drawer/door fronts (and top, if laminate top is specified).

- Edge trim color for drawer/door fronts (and top, if laminate top is specified).

- Trim color for lock plug.

### Wood Drawer/Door Fronts

- Product number, including:

### 1 Front/Lockbar Option:

**WW** Wood fronts/painted steel lockbar

**RR** Wood fronts/wood lockbar, add **\$89.08** list

### 2 Pull (see side bar)

**\$30.87** upcharge list for touch latch door(s).

### 3 Top Option:

**R** Regular top

**T** Translucent top, add **\$527.31** list

**W** Wood top, add **\$267.21** list

- Trim color for case.

- Trim color for pull (Ellipse and Radius only).

–Ellipse (Non-Metallic trim colors only)

–Radius (Metallic trim colors only; upcharge for Metallic trim on pull is included in price.)

- Wood finish for drawer/door fronts (and top, if wood top is specified).

- Trim color for lock plug.

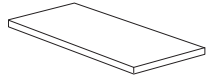
# X Series 24" Wide Personal Storage Towers

6H Personal Storage Tower with Bookcase Upper Storage

Actual Depth	Actual Width	Pull	Number ① ② ③	Painted Trim A	Trim B	Laminate A Trim A	Trim B	Laminate B Trim A	Trim B	Wood Group A Trim A	Trim B	Wood Group B Trim A	Trim B
<b>6H, 73.5" (1867mm) — Box/Box/File, Valet Right</b>													
23.625" (600mm)	24" (610mm)	1	J2BB-7324- 1	\$2953.66	\$3214.90	\$3346.75	\$3556.95	\$3505.06	\$3715.26	\$3773.11	\$3983.31	\$3883.59	\$4093.79
		J	J2BB-7324- J	2984.53	3245.77	N/A	N/A	N/A	N/A	N/A	N/A	N/A	N/A
		2, 3	J2BB-7324-	3072.42	3333.66	\$3465.51	\$3675.71	\$3623.82	\$3834.02	\$3891.87	\$4102.07	\$4002.35	\$4212.55
		7, 8, 9	J2BB-7324-	3100.98	3362.22	3494.07	3704.27	3652.38	3862.58	3920.43	4130.63	4030.91	4241.11
		K	J2BB-7324- K	N/A	N/A	3591.40	3801.60	3749.71	3959.91	4017.76	4227.96	4128.24	4338.44
<b>6H, 73.5" (1867mm) — Box/Box/File, Valet Left</b>													
23.625" (600mm)	24" (610mm)	1	J2BE-7324- 1	\$2953.66	\$3214.90	\$3346.75	\$3556.95	\$3505.06	\$3715.26	\$3773.11	\$3983.31	\$3883.59	\$4093.79
		J	J2BE-7324- J	2984.53	3245.77	N/A	N/A	N/A	N/A	N/A	N/A	N/A	N/A
		2, 3	J2BE-7324-	3072.42	3333.66	\$3465.51	\$3675.71	\$3623.82	\$3834.02	\$3891.87	\$4102.07	\$4002.35	\$4212.55
		7, 8, 9	J2BE-7324-	3100.98	3362.22	3494.07	3704.27	3652.38	3862.58	3920.43	4130.63	4030.91	4241.11
		K	J2BE-7324- K	N/A	N/A	3591.40	3801.60	3749.71	3959.91	4017.76	4227.96	4128.24	4338.44
<b>6H, 73.5" (1867mm) — File/File, Valet Right</b>													
23.625" (600mm)	24" (610mm)	1	J2BG-7324- 1	\$2882.40	\$3143.65	\$3263.61	\$3473.81	\$3415.27	\$3625.47	\$3678.11	\$3888.31	\$3788.58	\$3998.78
		J	J2BG-7324- J	2913.27	3174.52	N/A	N/A	N/A	N/A	N/A	N/A	N/A	N/A
		2, 3	J2BG-7324-	2971.47	3232.72	\$3352.68	\$3562.88	\$3504.34	\$3714.54	\$3767.18	\$3977.38	\$3877.65	\$4087.85
		7, 8, 9	J2BG-7324-	2992.89	3254.14	3374.10	3584.30	3525.76	3735.96	3788.60	3998.80	3899.07	4109.27
		K	J2BG-7324- K	N/A	N/A	3437.00	3647.20	3588.66	3798.86	3851.50	4061.70	3961.97	4172.17
<b>6H, 73.5" (1867mm) — File/File, Valet Left</b>													
23.625" (600mm)	24" (610mm)	1	J2BJ-7324- 1	\$2882.40	\$3143.65	\$3263.61	\$3473.81	\$3415.27	\$3625.47	\$3678.11	\$3888.31	\$3788.58	\$3998.78
		J	J2BJ-7324- J	2913.27	3174.52	N/A	N/A	N/A	N/A	N/A	N/A	N/A	N/A
		2, 3	J2BJ-7324-	2971.47	3232.72	\$3352.68	\$3562.88	\$3504.34	\$3714.54	\$3767.18	\$3977.38	\$3877.65	\$4087.85
		7, 8, 9	J2BJ-7324-	2992.89	3254.14	3374.10	3584.30	3525.76	3735.96	3788.60	3998.80	3899.07	4109.27
		K	J2BJ-7324- K	N/A	N/A	3437.00	3647.20	3588.66	3798.86	3851.50	4061.70	3961.97	4172.17

## X Series Personal Storage Tower Accessories

	Height	Depth	Width	Number	Price
<b>Personal Storage Tower Hinged Door Storage Shelf</b>	0.625"(16mm)	23"(584mm)	15"(381mm)	JTSA-15	\$70.31



JTSA-15

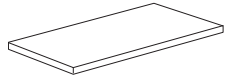
**Features**

- Includes shelf and clips.
- Black finish only.
- For use in X and V Series Personal Storage Towers.

**To Order, Specify:**

- 1) Product number.  
(No finish specification required.)

	Height	Depth	Width	Number	Trim A	B
<b>Personal Storage Tower Side Bookcase Shelf</b>	0.625"(16mm)	15"(381mm)	23"(584mm)	JTSA-24	\$70.31	\$85.61



JTSA-24

**Features**

- Includes shelf and clips.
- For use in X and V Series Personal Storage Towers.

**To Order, Specify:**

- 1) Product number.
- 2) Trim color.

	Height	Depth	Width	Number	Price
<b>Personal Storage Tower to Worksurface Bracket</b>	0.625"(16mm)	6"(152mm)	20.187"(512mm)	ZJBB-0000-PN	\$85.99



ZJBB

**Features**

- Includes attachment hardware.
- Connects worksurfaces to X Series and V Series side bookcase towers only.
- Standard in Charcoal finish only.

**To Order, Specify:**

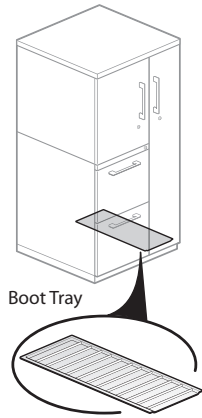
- 1) Product number.  
(No finish specification required.)

**Specification Tip**

- In application, overhead storage not permitted on adjacent panel run.

## X Series Personal Storage Tower Accessories

	Depth	Width	Number	Price
<b>Personal Storage Tower Boot Tray</b>	24"(610mm)	9"(229mm)	JAT-2409	\$55.80



JAT-2409

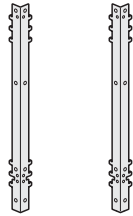
### Features

- Includes one black plastic tray.
- 9"(229mm) wide tray fits into the valet section of a personal storage tower.
- Boot tray is available in black only.

### To Order, Specify:

- 1) Product number.  
(No finish specification required.)

### Storage-to-Panel Bracket

ZNBT-1900  
PremiseZZBT-1900  
Compose

Height	Depth	Width	Number	Trim A	B
<b>Compose</b>					
18.5"(470mm)	1.25"(32mm)	1.25"(32mm)	ZZBT-1900	\$187.16	\$201.83
<b>Premise</b>					
18.5"(470mm)	1.25"(32mm)	1.25"(32mm)	ZNBT-1900	\$187.16	\$201.83

### Feature

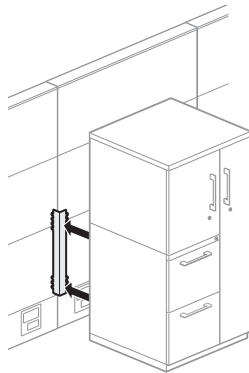
- Includes one non-handed steel bracket and attachment hardware.

### Specification Tip

- Allows an X Series storage product to attach and provide support to a Compose or Premise panel.

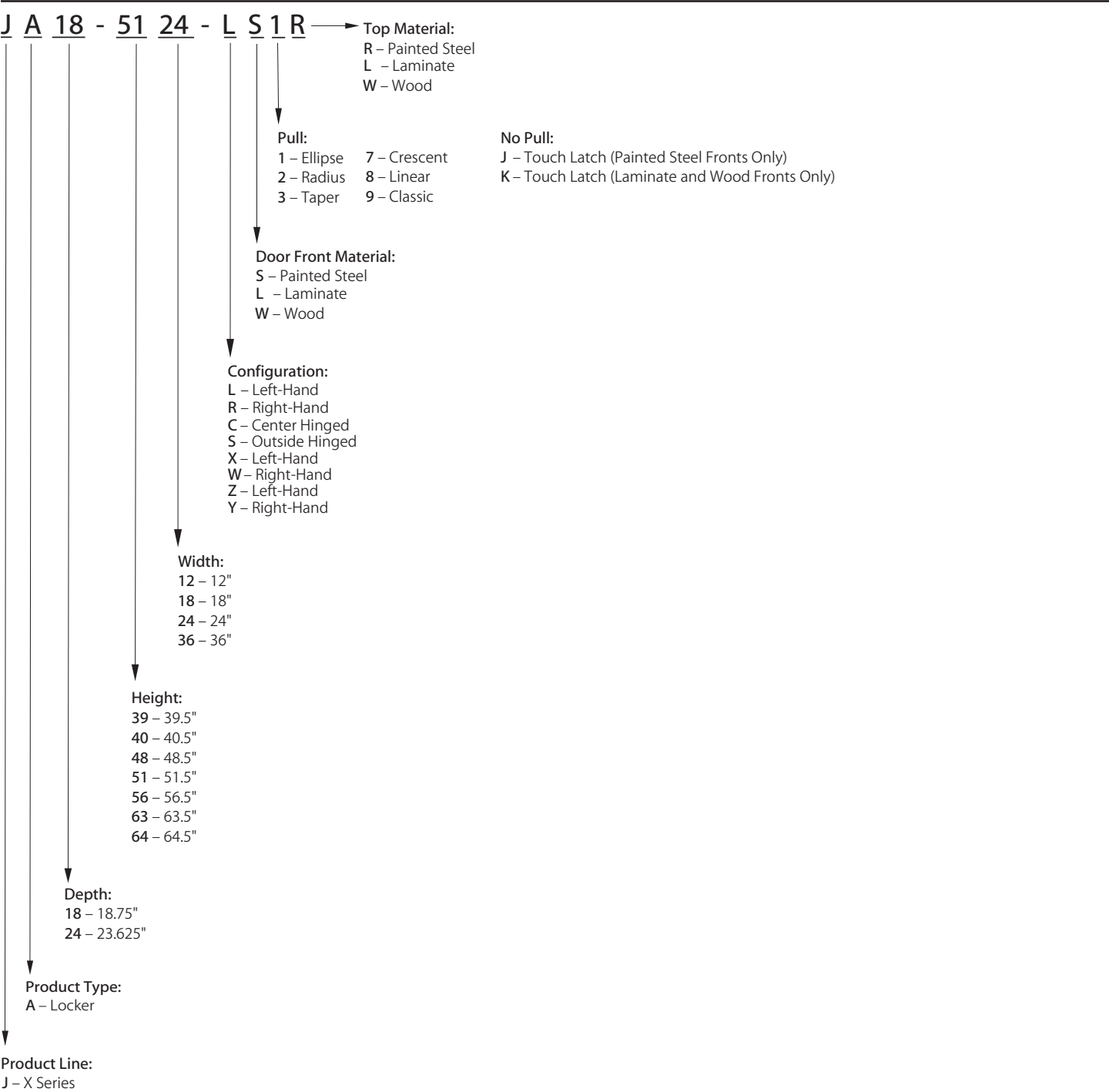
### To Order, Specify:

- 1) Product number.
- 2) Trim color.





X Series Lockers — Catalog Logic



# X Series Lockers

## Single Locker

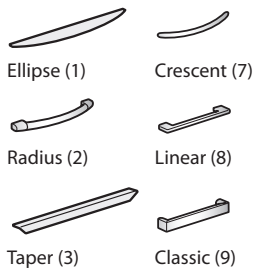


JA18-5112-R



JA18-5118-R

### 3 Standard Door Pull Styles



### 3 No Pulls

Touch Latch Doors =  
(J) Painted steel front,  
(K) Laminate and Wood fronts.

### Features

- Includes:
  - Upper shelf with coat rod and/or coat hooks below
  - Ventilated back panel
- 23.625"(651mm) deep locker includes a coat rod and a coat hook.
- 18.75"(476mm) deep locker includes one coat hook.
- Lockers up to 40.5"(1029mm) tall have one shelf that adjusts in 2"(51mm) increments.
- Lockers 48.5"(1232mm) and taller have one non-adjustable shelf located 6"(152mm) below top.
- 12"(305mm) wide locker is a single compartment.
- 18"(457mm) wide locker compartment is divided into a 6"(152mm) wide valet section and 12"(305mm) wide shelf section.
- Door front options include painted, laminate, or wood.
- Laminate fronts can be specified with painted steel or laminate top.
- Wood fronts can be specified with painted steel or wood top.
- Optional door pulls include Ellipse, Radius, Taper, Crescent, Linear, Classic, and No Pull (touch latch).
  - Ellipse pull available in non-Metallic trim colors only
  - Radius pull available in Metallic trim colors only
  - Taper pull trim color matches case color
  - Crescent, Linear and Classic pulls are brushed nickel finish
- Shelves and interior match case color.
- Lock plug is available in black or chrome.
- For lock options, refer to Lock Program section of the Accessories Price List.
- Glides provide 1.5"(38mm) adjustment range.

### Specification Tips

- Single locker is dimensioned for use in a workstation.
- 12"(305mm) wide locker must be attached to a systems panel, wall or ganged to another locker.
  - To attach to a Compose or PREMISE panel, use a storage-to-panel bracket (ZZBT-1900 or ZNBT-1900), specified separately.
  - To gang Single/Double lockers with steel tops back-to-back or side by side, use ganging kit (6220-4002), available through eParts. To gang Single/Double lockers with wood/laminate top back-to-back or side-to-side use ganging kit (6220-4004), available through eParts.
- May be used adjacent to group locker of same height and depth; base aesthetic will differ slightly.
- The following accessories can be specified separately and field installed:
  - Shelf
  - Power module and bracket\*
  - Locker shelf with suspended file frame (18"(457mm) wide locker only)
  - Locker shelf with personal drawer (18"(457mm) wide locker only)
  - Locker boot tray
  - Locker slat rail (18"(457mm) wide locker only)
- Locker shelf with suspended file frame, locker shelf with personal drawer, and slat rail can only be used on 18"(457mm) wide locker.
- File tops may be used for 18.75"(476mm) deep storage runs.

### To Order, Specify:

#### Painted Steel Door Front

- Product number, including:

#### 1 Door Orientation:

- L** Left-hand
- R** Right-hand

#### 2 Door Front Option:

- S** Painted steel

#### 3 Pull (see side bar)

#### 4 Top Option:

- R** Regular top

- Trim color for case, front, and top.

- Trim color for pull (Ellipse and Radius only).
  - Ellipse (Non-Metallic trim colors only)
  - Radius (Metallic trim colors only; upcharge for Metallic trim on pull is included in price.)

- Trim color for lock plug.

\*See Accessories Price List

### To Order, Specify (cont'd):

#### Laminate Door Front

- Product number, including:

#### 1 Door Orientation:

- L** Left-hand
- R** Right-hand

#### 2 Door Front Option:

- L** Laminate

#### 3 Pull (see side bar)

#### 4 Top Option:

- R** Regular top
- L** Laminate top, add **\$114.56** for 12"(305mm) wide; add **\$126.80** for 18"(457mm) wide

- Trim color for case.

- Trim color for pull (Ellipse and Radius only).
  - Ellipse (Non-Metallic trim colors only)
  - Radius (Metallic trim colors only; upcharge for Metallic trim on pull is included in price.)

- Laminate color for door (and top, if laminate top is specified).

- Edge trim color for door (and top, if laminate top is specified).

- Trim color for lock plug.

#### Wood Door Front

- Product number, including:

#### 1 Door Orientation:

- L** Left-hand
- R** Right-hand

#### 2 Door Front Option:

- W** Wood

#### 3 Pull (see side bar)

#### 4 Top Option:

- R** Regular top
- W** Wood top, add **\$207.83** for 12"(305mm) wide, add **\$237.56** for 18"(457mm) wide

- Trim color for case.

- Trim color for pull (Ellipse and Radius only).
  - Ellipse (Non-Metallic trim colors only)
  - Radius (Metallic trim colors only; upcharge for Metallic trim on pull is included in price.)

- Wood finish color for door (and top, if wood top is specified).

- Trim color for lock plug.

X Series Lockers

Single Locker

Actual Depth	Actual Width	Pull	Number	1	2	3	4	Painted Trim A	Trim B	Laminate A Trim A	Trim B	Laminate B Trim A	Trim B	Wood Group A Trim A	Trim B	Wood Group B Trim A	Trim B
39.5"(1003mm) High																	
18.75" (476mm)	12" (305mm)	1	JA18-3912-				1	\$1252.73	\$1332.68	\$1486.15	\$1552.96	\$1504.83	\$1571.64	\$1719.55	\$1786.36	\$1802.66	\$1869.47
		J	JA18-3912-			J		1283.60	1363.55	N/A	N/A	N/A	N/A	N/A	N/A	N/A	N/A
		2, 3	JA18-3912-					1282.42	1362.37	\$1515.84	\$1582.65	\$1534.52	\$1601.33	\$1749.24	\$1816.05	\$1832.35	\$1899.16
		7, 8, 9	JA18-3912-					1288.36	1368.31	1521.78	1588.59	1540.46	1607.27	1755.18	1821.99	1838.29	1905.10
		K	JA18-3912-			K		N/A	N/A	1517.02	1583.83	1535.70	1602.51	1750.42	1817.23	1833.53	1900.34
18" (457mm)	18" (457mm)	1	JA18-3918-				1	\$1602.18	\$1689.03	\$1864.82	\$1935.05	\$1885.78	\$1956.01	\$2127.32	\$2197.55	\$2220.87	\$2291.10
		J	JA18-3918-			J		1633.05	1719.90	N/A	N/A	N/A	N/A	N/A	N/A	N/A	N/A
		2, 3	JA18-3918-					1631.87	1718.72	\$1894.51	\$1964.74	\$1915.47	\$1985.70	\$2157.01	\$2227.24	\$2250.56	\$2320.79
		7, 8, 9	JA18-3918-					1637.81	1724.66	1900.45	1970.68	1921.41	1991.64	2162.95	2233.18	2256.50	2326.73
		K	JA18-3918-			K		N/A	N/A	1895.69	1965.92	1916.65	1986.88	2158.19	2228.42	2251.74	2321.97
23.625" (600mm)	12" (305mm)	1	JA24-3912-				1	\$1285.97	\$1379.60	\$1519.39	\$1599.88	\$1538.07	\$1618.56	\$1752.79	\$1833.28	\$1835.90	\$1916.39
		J	JA24-3912-			J		1316.84	1410.47	N/A	N/A	N/A	N/A	N/A	N/A	N/A	N/A
		2, 3	JA24-3912-					1315.66	1409.29	\$1549.08	\$1629.57	\$1567.76	\$1648.25	\$1782.48	\$1862.97	\$1865.59	\$1946.08
		7, 8, 9	JA24-3912-					1321.60	1415.23	1555.02	1635.51	1573.70	1654.19	1788.42	1868.91	1871.53	1952.02
		K	JA24-3912-			K		N/A	N/A	1550.26	1630.75	1568.94	1649.43	1783.66	1864.15	1866.77	1947.26
18" (457mm)	18" (457mm)	1	JA24-3918-				1	\$1635.42	\$1735.95	\$1898.06	\$1981.97	\$1919.02	\$2002.93	\$2160.56	\$2244.47	\$2254.11	\$2338.02
		J	JA24-3918-			J		1666.29	1766.82	N/A	N/A	N/A	N/A	N/A	N/A	N/A	N/A
		2, 3	JA24-3918-					1665.11	1765.64	\$1927.75	\$2011.66	\$1948.71	\$2032.62	\$2190.25	\$2274.16	\$2283.80	\$2367.71
		7, 8, 9	JA24-3918-					1671.05	1771.58	1933.69	2017.60	1954.65	2038.56	2196.19	2280.10	2289.74	2373.65
		K	JA24-3918-			K		N/A	N/A	1928.93	2012.84	1949.89	2033.80	2191.43	2275.34	2284.98	2368.89
40.5"(1029mm) High																	
18.75" (476mm)	12" (305mm)	1	JA18-4012-				1	\$1257.30	\$1339.75	\$1491.92	\$1560.95	\$1510.69	\$1579.72	\$1726.51	\$1795.54	\$1810.06	\$1879.09
		J	JA18-4012-			J		1288.17	1370.62	N/A	N/A	N/A	N/A	N/A	N/A	N/A	N/A
		2, 3	JA18-4012-					1286.99	1369.44	\$1521.61	\$1590.64	\$1540.38	\$1609.41	\$1756.20	\$1825.23	\$1839.75	\$1908.78
		7, 8, 9	JA18-4012-					1292.93	1375.38	1527.55	1596.58	1546.32	1615.35	1762.14	1831.17	1845.69	1914.72
		K	JA18-4012-			K		N/A	N/A	1522.79	1591.82	1541.56	1610.59	1757.38	1826.41	1840.93	1909.96
18" (457mm)	18" (457mm)	1	JA18-4018-				1	\$1610.17	\$1699.52	\$1874.01	\$1946.46	\$1895.06	\$1967.51	\$2137.70	\$2210.15	\$2231.69	\$2304.14
		J	JA18-4018-			J		1641.04	1730.39	N/A	N/A	N/A	N/A	N/A	N/A	N/A	N/A
		2, 3	JA18-4018-					1639.86	1729.21	\$1903.70	\$1976.15	\$1924.75	\$1997.20	\$2167.39	\$2239.84	\$2261.38	\$2333.83
		7, 8, 9	JA18-4018-					1645.80	1735.15	1909.64	1982.09	1930.69	2003.14	2173.33	2245.78	2267.32	2339.77
		K	JA18-4018-			K		N/A	N/A	1904.88	1977.33	1925.93	1998.38	2168.57	2241.02	2262.56	2335.01
23.625" (600mm)	12" (305mm)	1	JA24-4012-				1	\$1290.54	\$1386.67	\$1525.16	\$1607.87	\$1543.93	\$1626.64	\$1759.75	\$1842.46	\$1843.30	\$1926.01
		J	JA24-4012-			J		1321.41	1417.54	N/A	N/A	N/A	N/A	N/A	N/A	N/A	N/A
		2, 3	JA24-4012-					1320.23	1416.36	\$1554.85	\$1637.56	\$1573.62	\$1656.33	\$1789.44	\$1872.15	\$1872.99	\$1955.70
		7, 8, 9	JA24-4012-					1326.17	1422.30	1560.79	1643.50	1579.56	1662.27	1795.38	1878.09	1878.93	1961.64
		K	JA24-4012-			K		N/A	N/A	1556.03	1638.74	1574.80	1657.51	1790.62	1873.33	1874.17	1956.88
18" (457mm)	18" (457mm)	1	JA24-4018-				1	\$1643.41	\$1746.44	\$1907.25	\$1993.38	\$1928.30	\$2014.43	\$2170.94	\$2257.07	\$2264.93	\$2351.06
		J	JA24-4018-			J		1674.28	1777.31	N/A	N/A	N/A	N/A	N/A	N/A	N/A	N/A
		2, 3	JA24-4018-					1673.10	1776.13	\$1936.94	\$2023.07	\$1957.99	\$2044.12	\$2200.63	\$2286.76	\$2294.62	\$2380.75
		7, 8, 9	JA24-4018-					1679.04	1782.07	1942.88	2029.01	1963.93	2050.06	2206.57	2292.70	2300.56	2386.69
		K	JA24-4018-			K		N/A	N/A	1938.12	2024.25	1959.17	2045.30	2201.81	2287.94	2295.80	2381.93

## X Series Lockers

Single Locker

Actual Depth	Actual Width	Pull	Number	①	②	③	④	Painted Trim A	Trim B	Laminate A Trim A	Trim B	Laminate B Trim A	Trim B	Wood Group A Trim A	Trim B	Wood Group B Trim A	Trim B
<b>48.5"(1232mm) High</b>																	
18.75" (476mm)	12" (305mm)	1	JA18-4812-				1	\$1298.43	\$1403.38	\$1543.85	\$1632.86	\$1563.43	\$1652.44	\$1789.15	\$1878.16	\$1876.66	\$1965.67
		J	JA18-4812-			J		1329.30	1434.25	N/A	N/A	N/A	N/A	N/A	N/A	N/A	N/A
		2, 3	JA18-4812-					1328.12	1433.07	\$1573.54	\$1662.55	\$1593.12	\$1682.13	\$1818.84	\$1907.85	\$1906.35	\$1995.36
		7, 8, 9	JA18-4812-					1334.06	1439.01	1579.48	1668.49	1599.06	1688.07	1824.78	1913.79	1912.29	2001.30
		K	JA18-4812-			K		N/A	N/A	1574.72	1663.73	1594.30	1683.31	1820.02	1909.03	1907.53	1996.54
	18" (457mm)	1	JA18-4818-				1	\$1682.08	\$1793.93	\$1956.72	\$2049.15	\$1978.58	\$2071.01	\$2231.12	\$2323.55	\$2329.07	\$2421.50
		J	JA18-4818-			J		1712.95	1824.80	N/A	N/A	N/A	N/A	N/A	N/A	N/A	N/A
		2, 3	JA18-4818-					1711.77	1823.62	\$1986.41	\$2078.84	\$2008.27	\$2100.70	\$2260.81	\$2353.24	\$2358.76	\$2451.19
		7, 8, 9	JA18-4818-					1717.71	1829.56	1992.35	2084.78	2014.21	2106.64	2266.75	2359.18	2364.70	2457.13
		K	JA18-4818-			K		N/A	N/A	1987.59	2080.02	2009.45	2101.88	2261.99	2354.42	2359.94	2452.37
23.625" (600mm)	12" (305mm)	1	JA24-4812-				1	\$1331.67	\$1450.30	\$1577.09	\$1679.78	\$1596.67	\$1699.36	\$1822.39	\$1925.08	\$1909.90	\$2012.59
		J	JA24-4812-			J		1362.54	1481.17	N/A	N/A	N/A	N/A	N/A	N/A	N/A	N/A
		2, 3	JA24-4812-					1361.36	1479.99	\$1606.78	\$1709.47	\$1626.36	\$1729.05	\$1852.08	\$1954.77	\$1939.59	\$2042.28
		7, 8, 9	JA24-4812-					1367.30	1485.93	1612.72	1715.41	1632.30	1734.99	1858.02	1960.71	1945.53	2048.22
		K	JA24-4812-			K		N/A	N/A	1607.96	1710.65	1627.54	1730.23	1853.26	1955.95	1940.77	2043.46
	18" (457mm)	1	JA24-4818-				1	\$1715.32	\$1840.85	\$1989.96	\$2096.07	\$2011.82	\$2117.93	\$2264.36	\$2370.47	\$2362.31	\$2468.42
		J	JA24-4818-			J		1746.19	1871.72	N/A	N/A	N/A	N/A	N/A	N/A	N/A	N/A
		2, 3	JA24-4818-					1745.01	1870.54	\$2019.65	\$2125.76	\$2041.51	\$2147.62	\$2294.05	\$2400.16	\$2392.00	\$2498.11
		7, 8, 9	JA24-4818-					1750.95	1876.48	2025.59	2131.70	2047.45	2153.56	2299.99	2406.10	2397.94	2504.05
		K	JA24-4818-			K		N/A	N/A	2020.83	2126.94	2042.69	2148.80	2295.23	2401.34	2393.18	2499.29
<b>51.5"(1308mm) High</b>																	
18.75" (476mm)	12" (305mm)	1	JA18-5112-				1	\$1312.14	\$1424.59	\$1561.16	\$1656.83	\$1581.01	\$1676.68	\$1810.03	\$1905.70	\$1898.86	\$1994.53
		J	JA18-5112-			J		1343.01	1455.46	N/A	N/A	N/A	N/A	N/A	N/A	N/A	N/A
		2, 3	JA18-5112-					1341.83	1454.28	\$1590.85	\$1686.52	\$1610.70	\$1706.37	\$1839.72	\$1935.39	\$1928.55	\$2024.22
		7, 8, 9	JA18-5112-					1347.77	1460.22	1596.79	1692.46	1616.64	1712.31	1845.66	1941.33	1934.49	2030.16
		K	JA18-5112-			K		N/A	N/A	1592.03	1687.70	1611.88	1707.55	1840.90	1936.57	1929.73	2025.40
	18" (457mm)	1	JA18-5118-				1	\$1706.05	\$1825.40	\$1984.29	\$2083.38	\$2006.42	\$2105.51	\$2262.26	\$2361.35	\$2361.53	\$2460.62
		J	JA18-5118-			J		1736.92	1856.27	N/A	N/A	N/A	N/A	N/A	N/A	N/A	N/A
		2, 3	JA18-5118-					1735.74	1855.09	\$2013.98	\$2113.07	\$2036.11	\$2135.20	\$2291.95	\$2391.04	\$2391.22	\$2490.31
		7, 8, 9	JA18-5118-					1741.68	1861.03	2019.92	2119.01	2042.05	2141.14	2297.89	2396.98	2397.16	2496.25
		K	JA18-5118-			K		N/A	N/A	2015.16	2114.25	2037.29	2136.38	2293.13	2392.22	2392.40	2491.49
23.625" (600mm)	12" (305mm)	1	JA24-5112-				1	\$1345.38	\$1471.51	\$1594.40	\$1703.75	\$1614.25	\$1723.60	\$1843.27	\$1952.62	\$1932.10	\$2041.45
		J	JA24-5112-			J		1376.25	1502.38	N/A	N/A	N/A	N/A	N/A	N/A	N/A	N/A
		2, 3	JA24-5112-					1375.07	1501.20	\$1624.09	\$1733.44	\$1643.94	\$1753.29	\$1872.96	\$1982.31	\$1961.79	\$2071.14
		7, 8, 9	JA24-5112-					1381.01	1507.14	1630.03	1739.38	1649.88	1759.23	1878.90	1988.25	1967.73	2077.08
		K	JA24-5112-			K		N/A	N/A	1625.27	1734.62	1645.12	1754.47	1874.14	1983.49	1962.97	2072.32
	18" (457mm)	1	JA24-5118-				1	\$1739.29	\$1872.32	\$2017.53	\$2130.30	\$2039.66	\$2152.43	\$2295.50	\$2408.27	\$2394.77	\$2507.54
		J	JA24-5118-			J		1770.16	1903.19	N/A	N/A	N/A	N/A	N/A	N/A	N/A	N/A
		2, 3	JA24-5118-					1768.98	1902.01	\$2047.22	\$2159.99	\$2069.35	\$2182.12	\$2325.19	\$2437.96	\$2424.46	\$2537.23
		7, 8, 9	JA24-5118-					1774.92	1907.95	2053.16	2165.93	2075.29	2188.06	2331.13	2443.90	2430.40	2543.17
		K	JA24-5118-			K		N/A	N/A	2048.40	2161.17	2070.53	2183.30	2326.37	2439.14	2425.64	2538.41

X Series Lockers

Single Locker

Actual Depth	Actual Width	Pull	Number	1	2	3	4	Painted Trim A	Trim B	Laminate A Trim A	Trim B	Laminate B Trim A	Trim B	Wood Group A Trim A	Trim B	Wood Group B Trim A	Trim B
56.5"(1435mm) High																	
18.75" (476mm)	12" (305mm)	1	JA18-5612-				1	\$1334.99	\$1459.94	\$1590.01	\$1696.78	\$1610.31	\$1717.08	\$1844.83	\$1951.60	\$1935.86	\$2042.63
		J	JA18-5612-			J		1365.86	1490.81	N/A	N/A	N/A	N/A	N/A	N/A	N/A	N/A
		2, 3	JA18-5612-					1364.68	1489.63	\$1619.70	\$1726.47	\$1640.00	\$1746.77	\$1874.52	\$1981.29	\$1965.55	\$2072.32
		7, 8, 9	JA18-5612-					1370.62	1495.57	1625.64	1732.41	1645.94	1752.71	1880.46	1987.23	1971.49	2078.26
		K	JA18-5612-			K		N/A	N/A	1620.88	1727.65	1641.18	1747.95	1875.70	1982.47	1966.73	2073.50
18" (457mm)	12" (457mm)	1	JA18-5618-				1	\$1746.00	\$1877.85	\$2030.24	\$2140.43	\$2052.82	\$2163.01	\$2314.16	\$2424.35	\$2415.63	\$2525.82
		J	JA18-5618-			J		1776.87	1908.72	N/A	N/A	N/A	N/A	N/A	N/A	N/A	N/A
		2, 3	JA18-5618-					1775.69	1907.54	\$2059.93	\$2170.12	\$2082.51	\$2192.70	\$2343.85	\$2454.04	\$2445.32	\$2555.51
		7, 8, 9	JA18-5618-					1781.63	1913.48	2065.87	2176.06	2088.45	2198.64	2349.79	2459.98	2451.26	2561.45
		K	JA18-5618-			K		N/A	N/A	2061.11	2171.30	2083.69	2193.88	2345.03	2455.22	2446.50	2556.69
23.625" (600mm)	12" (305mm)	1	JA24-5612-				1	\$1368.23	\$1506.86	\$1623.25	\$1743.70	\$1643.55	\$1764.00	\$1878.07	\$1998.52	\$1969.10	\$2089.55
		J	JA24-5612-			J		1399.10	1537.73	N/A	N/A	N/A	N/A	N/A	N/A	N/A	N/A
		2, 3	JA24-5612-					1397.92	1536.55	\$1652.94	\$1773.39	\$1673.24	\$1793.69	\$1907.76	\$2028.21	\$1998.79	\$2119.24
		7, 8, 9	JA24-5612-					1403.86	1542.49	1658.88	1779.33	1679.18	1799.63	1913.70	2034.15	2004.73	2125.18
		K	JA24-5612-			K		N/A	N/A	1654.12	1774.57	1674.42	1794.87	1908.94	2029.39	1999.97	2120.42
18" (457mm)	12" (457mm)	1	JA24-5618-				1	\$1779.24	\$1924.77	\$2063.48	\$2187.35	\$2086.06	\$2209.93	\$2347.40	\$2471.27	\$2448.87	\$2572.74
		J	JA24-5618-			J		1810.11	1955.64	N/A	N/A	N/A	N/A	N/A	N/A	N/A	N/A
		2, 3	JA24-5618-					1808.93	1954.46	\$2093.17	\$2217.04	\$2115.75	\$2239.62	\$2377.09	\$2500.96	\$2478.56	\$2602.43
		7, 8, 9	JA24-5618-					1814.87	1960.40	2099.11	2222.98	2121.69	2245.56	2383.03	2506.90	2484.50	2608.37
		K	JA24-5618-			K		N/A	N/A	2094.35	2218.22	2116.93	2240.80	2378.27	2502.14	2479.74	2603.61
63.5"(1613mm) High																	
18.75" (476mm)	12" (305mm)	1	JA18-6312-				1	\$1366.98	\$1509.43	\$1630.40	\$1752.71	\$1651.33	\$1773.64	\$1893.55	\$2015.86	\$1987.66	\$2109.97
		J	JA18-6312-			J		1397.85	1540.30	N/A	N/A	N/A	N/A	N/A	N/A	N/A	N/A
		2, 3	JA18-6312-					1396.67	1539.12	\$1660.09	\$1782.40	\$1681.02	\$1803.33	\$1923.24	\$2045.55	\$2017.35	\$2139.66
		7, 8, 9	JA18-6312-					1402.61	1545.06	1666.03	1788.34	1686.96	1809.27	1929.18	2051.49	2023.29	2145.60
		K	JA18-6312-			K		N/A	N/A	1661.27	1783.58	1682.20	1804.51	1924.42	2046.73	2018.53	2140.84
18" (457mm)	12" (457mm)	1	JA18-6318-				1	\$1801.93	\$1951.28	\$2094.57	\$2220.30	\$2117.78	\$2243.51	\$2386.82	\$2512.55	\$2491.37	\$2617.10
		J	JA18-6318-			J		1832.80	1982.15	N/A	N/A	N/A	N/A	N/A	N/A	N/A	N/A
		2, 3	JA18-6318-					1831.62	1980.97	\$2124.26	\$2249.99	\$2147.47	\$2273.20	\$2416.51	\$2542.24	\$2521.06	\$2646.79
		7, 8, 9	JA18-6318-					1837.56	1986.91	2130.20	2255.93	2153.41	2279.14	2422.45	2548.18	2527.00	2652.73
		K	JA18-6318-			K		N/A	N/A	2125.44	2251.17	2148.65	2274.38	2417.69	2543.42	2522.24	2647.97
23.625" (600mm)	12" (305mm)	1	JA24-6312-				1	\$1400.22	\$1556.35	\$1663.64	\$1799.63	\$1684.57	\$1820.56	\$1926.79	\$2062.78	\$2020.90	\$2156.89
		J	JA24-6312-			J		1431.09	1587.22	N/A	N/A	N/A	N/A	N/A	N/A	N/A	N/A
		2, 3	JA24-6312-					1429.91	1586.04	\$1693.33	\$1829.32	\$1714.26	\$1850.25	\$1956.48	\$2092.47	\$2050.59	\$2186.58
		7, 8, 9	JA24-6312-					1435.85	1591.98	1699.27	1835.26	1720.20	1856.19	1962.42	2098.41	2056.53	2192.52
		K	JA24-6312-			K		N/A	N/A	1694.51	1830.50	1715.44	1851.43	1957.66	2093.65	2051.77	2187.76
18" (457mm)	12" (457mm)	1	JA24-6318-				1	\$1835.17	\$1998.20	\$2127.81	\$2267.22	\$2151.02	\$2290.43	\$2420.06	\$2559.47	\$2524.61	\$2664.02
		J	JA24-6318-			J		1866.04	2029.07	N/A	N/A	N/A	N/A	N/A	N/A	N/A	N/A
		2, 3	JA24-6318-					1864.86	2027.89	\$2157.50	\$2296.91	\$2180.71	\$2320.12	\$2449.75	\$2589.16	\$2554.30	\$2693.71
		7, 8, 9	JA24-6318-					1870.80	2033.83	2163.44	2302.85	2186.65	2326.06	2455.69	2595.10	2560.24	2699.65
		K	JA24-6318-			K		N/A	N/A	2158.68	2298.09	2181.89	2321.30	2450.93	2590.34	2555.48	2694.89

**X Series Lockers**

Single Locker

Actual Depth	Actual Width	Pull	Number	①	②	③	④	Painted Trim A	Trim B	Laminate A Trim A	Trim B	Laminate B Trim A	Trim B	Wood Group A Trim A	Trim B	Wood Group B Trim A	Trim B
<b>64.5"(1638mm) High</b>																	
18.75" (476mm)	12" (305mm)	1	JA18-6412-				1	\$1366.98	\$1509.43	\$1630.40	\$1752.71	\$1651.33	\$1773.64	\$1893.55	\$2015.86	\$1987.66	\$2109.97
		J	JA18-6412-				J	1397.85	1540.30	N/A	N/A	N/A	N/A	N/A	N/A	N/A	N/A
		2, 3	JA18-6412-					1396.67	1539.12	\$1660.09	\$1782.40	\$1681.02	\$1803.33	\$1923.24	\$2045.55	\$2017.35	\$2139.66
		7, 8, 9	JA18-6412-					1402.61	1545.06	1666.03	1788.34	1686.96	1809.27	1929.18	2051.49	2023.29	2145.60
		K	JA18-6412-				K	N/A	N/A	1661.27	1783.58	1682.20	1804.51	1924.42	2046.73	2018.53	2140.84
	18" (457mm)	1	JA18-6418-				1	\$1801.93	\$1951.28	\$2094.57	\$2220.30	\$2117.78	\$2243.51	\$2386.82	\$2512.55	\$2491.37	\$2617.10
		J	JA18-6418-				J	1832.80	1982.15	N/A	N/A	N/A	N/A	N/A	N/A	N/A	N/A
		2, 3	JA18-6418-					1831.62	1980.97	\$2124.26	\$2249.99	\$2147.47	\$2273.20	\$2416.51	\$2542.24	\$2521.06	\$2646.79
		7, 8, 9	JA18-6418-					1837.56	1986.91	2130.20	2255.93	2153.41	2279.14	2422.45	2548.18	2527.00	2652.73
		K	JA18-6418-				K	N/A	N/A	2125.44	2251.17	2148.65	2274.38	2417.69	2543.42	2522.24	2647.97
23.625" (600mm)	12" (305mm)	1	JA24-6412-				1	\$1400.22	\$1556.35	\$1663.64	\$1799.63	\$1684.57	\$1820.56	\$1926.79	\$2062.78	\$2020.90	\$2156.89
		J	JA24-6412-				J	1431.09	1587.22	N/A	N/A	N/A	N/A	N/A	N/A	N/A	N/A
		2, 3	JA24-6412-					1429.91	1586.04	\$1693.33	\$1829.32	\$1714.26	\$1850.25	\$1956.48	\$2092.47	\$2050.59	\$2186.58
		7, 8, 9	JA24-6412-					1435.85	1591.98	1699.27	1835.26	1720.20	1856.19	1962.42	2098.41	2056.53	2192.52
		K	JA24-6412-				K	N/A	N/A	1694.51	1830.50	1715.44	1851.43	1957.66	2093.65	2051.77	2187.76
	18" (457mm)	1	JA24-6418-				1	\$1835.17	\$1998.20	\$2127.81	\$2267.22	\$2151.02	\$2290.43	\$2420.06	\$2559.47	\$2524.61	\$2664.02
		J	JA24-6418-				J	1866.04	2029.07	N/A	N/A	N/A	N/A	N/A	N/A	N/A	N/A
		2, 3	JA24-6418-					1864.86	2027.89	\$2157.50	\$2296.91	\$2180.71	\$2320.12	\$2449.75	\$2589.16	\$2554.30	\$2693.71
		7, 8, 9	JA24-6418-					1870.80	2033.83	2163.44	2302.85	2186.65	2326.06	2455.69	2595.10	2560.24	2699.65
		K	JA24-6418-				K	N/A	N/A	2158.68	2298.09	2181.89	2321.30	2450.93	2590.34	2555.48	2694.89

This page intentionally blank



# X Series Lockers

Double Locker

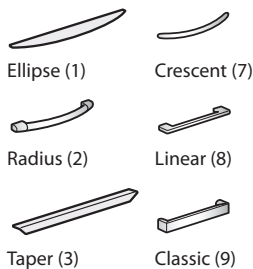


JA18-5124-R



JA24-5124-R

### 3 Standard Door Pull Styles



### 3 No Pulls

Touch Latch Doors =  
(J) Painted steel front,  
(K) Laminate and Wood fronts.

### Features

- Includes:
  - Two 12"(305mm) wide compartments separated by a divider panel, with individual doors
  - Ventilated back panel
- Each compartment Includes:
  - Upper shelf
  - Coat rod and coat hook in 23.625"(651mm) deep locker
  - One coat hook in 18.75"(476mm) deep locker
- Doors can be left-, right-, center-, or outside-hinged.
- Lockers up to 40.5"(1029mm) tall have shelves that adjust in 2"(51mm) increments.
- Lockers 48.5"(1232mm) and taller have non-adjustable shelves located 6"(152mm) below top.
- Door front options include painted steel, laminate, or wood.
- Laminate fronts can be specified with painted steel or laminate top.
- Wood fronts can be specified with painted steel or wood top.
- Optional door pulls include Ellipse, Radius, Taper, Crescent, Linear, Classic, and No Pull (touch latch).
  - Ellipse pull available in non-Metallic trim colors only
  - Radius pull available in Metallic trim colors only
  - Taper pull trim color matches case color
  - Crescent, Linear and Classic pulls are brushed nickel finish
- Shelves and interior match case color.
- Each door locks separately and is randomly keyed.
- Lock plugs are available in black or chrome.
- For lock options, refer to Lock Program section of the Accessories Price List.
- Glides provide 1.5"(38mm) adjustment range.

### Specification Tips

- Double locker is dimensioned for use in a workstation.
- May be used adjacent to group locker of same height and depth; base aesthetic will differ slightly.
- To gang Single/Double lockers with steel tops back-to-back or side by side, use ganging kit (6220-4002), available through eParts. To gang Single/Double lockers with wood/laminate top back-to-back or side-to-side use ganging kit (6220-4004), available through eParts.
- The following accessories can be specified separately and field installed:
  - Shelf
  - Power module and bracket\*
  - Locker boot tray
- File tops may be used for 18.75"(476mm) deep storage runs.

### To Order, Specify:

#### Painted Steel Door Fronts

- Product number, including:

#### 1 Door Orientation:

- L** Left-hand
- R** Right-hand
- C** Center-hinged
- S** Outside-hinged

#### 2 Door Front Option:

- S** Painted steel

#### 3 Pull (see side bar)

#### 4 Top Option:

- R** Regular top

- Trim color for case, front, and top.

- Trim color for pull (Ellipse and Radius only).

- Ellipse (Non-Metallic trim colors only)
- Radius (Metallic trim colors only; upcharge for Metallic trim on pull is included in price.)

- Trim color for lock plug.

\*See Accessories Price List

### To Order, Specify (cont'd):

#### Laminate Door Fronts

- Product number, including:

#### 1 Door Orientation:

- L** Left-hand
- R** Right-hand
- C** Center-hinged
- S** Outside-hinged

#### 2 Door Front Option:

- L** Laminate

#### 3 Pull (see side bar)

#### 4 Top Option:

- R** Regular top
- L** Laminate top, add **\$139.04** list

- Trim color for case.

- Trim color for pull (Ellipse and Radius only).
  - Ellipse (Non-Metallic trim colors only)
  - Radius (Metallic trim colors only; upcharge for Metallic trim on pull is included in price.)

- Laminate color for doors (and top, if laminate top is specified).

- Edge trim color for doors (and top, if laminate top is specified).

- Trim color for lock plug.

#### Wood Door Fronts

- Product number, including:

#### 1 Door Orientation:

- L** Left-hand
- R** Right-hand
- C** Center-hinged
- S** Outside-hinged

#### 2 Door Front Option:

- W** Wood

#### 3 Pull (see side bar)

#### 4 Top Option:

- R** Regular top
- W** Wood top, add **\$267.23**

- Trim color for case.

- Trim color for pull (Ellipse and Radius only).
  - Ellipse (Non-Metallic trim colors only)
  - Radius (Metallic trim colors only; upcharge for Metallic trim on pull is included in price.)

- Wood finish color for doors (and top, if wood top is specified).

- Trim color for lock plug.

X Series Lockers

Double Locker

Actual Depth	Actual Width	Pull	Number	1	2	3	4	Painted Trim A	Trim B	Laminate A Trim A	Trim B	Laminate B Trim A	Trim B	Wood Group A Trim A	Trim B	Wood Group B Trim A	Trim B
39.5"(1003mm) High																	
18.75" (476mm)	24" (610mm)	1	JA18-3924-				1	\$1601.04	\$1694.79	\$1892.90	\$1966.55	\$1916.14	\$1989.79	\$2184.50	\$2258.15	\$2288.49	\$2362.14
		J	JA18-3924-			J		1662.78	1756.53	N/A	N/A	N/A	N/A	N/A	N/A	N/A	N/A
		2, 3	JA18-3924-					1660.42	1754.17	\$1952.28	\$2025.93	\$1975.52	\$2049.17	\$2243.88	\$2317.53	\$2347.87	\$2421.52
		7, 8, 9	JA18-3924-					1672.30	1766.05	1964.16	2037.81	1987.40	2061.05	2255.76	2329.41	2359.75	2433.40
		K	JA18-3924-			K		N/A	N/A	1954.64	2028.29	1977.88	2051.53	2246.24	2319.89	2350.23	2423.88
23.625" (600mm)	24" (610mm)	1	JA24-3924-				1	\$1634.28	\$1741.71	\$1926.14	\$2013.47	\$1949.38	\$2036.71	\$2217.74	\$2305.07	\$2321.73	\$2409.06
		J	JA24-3924-			J		1696.02	1803.45	N/A	N/A	N/A	N/A	N/A	N/A	N/A	N/A
		2, 3	JA24-3924-					1693.66	1801.09	\$1985.52	\$2072.85	\$2008.76	\$2096.09	\$2277.12	\$2364.45	\$2381.11	\$2468.44
		7, 8, 9	JA24-3924-					1705.54	1812.97	1997.40	2084.73	2020.64	2107.97	2289.00	2376.33	2392.99	2480.32
		K	JA24-3924-			K		N/A	N/A	1987.88	2075.21	2011.12	2098.45	2279.48	2366.81	2383.47	2470.80
40.5"(1029mm) High																	
18.75" (476mm)	24" (610mm)	1	JA18-4024-				1	\$1605.61	\$1701.86	\$1898.67	\$1974.54	\$1922.00	\$1997.87	\$2191.46	\$2267.33	\$2295.89	\$2371.76
		J	JA18-4024-			J		1667.35	1763.60	N/A	N/A	N/A	N/A	N/A	N/A	N/A	N/A
		2, 3	JA18-4024-					1664.99	1761.24	\$1958.05	\$2033.92	\$1981.38	\$2057.25	\$2250.84	\$2326.71	\$2355.27	\$2431.14
		7, 8, 9	JA18-4024-					1676.87	1773.12	1969.93	2045.80	1993.26	2069.13	2262.72	2338.59	2367.15	2443.02
		K	JA18-4024-			K		N/A	N/A	1960.41	2036.28	1983.74	2059.61	2253.20	2329.07	2357.63	2433.50
23.625" (600mm)	24" (610mm)	1	JA24-4024-				1	\$1638.85	\$1748.78	\$1931.91	\$2021.46	\$1955.24	\$2044.79	\$2224.70	\$2314.25	\$2329.13	\$2418.68
		J	JA24-4024-			J		1700.59	1810.52	N/A	N/A	N/A	N/A	N/A	N/A	N/A	N/A
		2, 3	JA24-4024-					1698.23	1808.16	\$1991.29	\$2080.84	\$2014.62	\$2104.17	\$2284.08	\$2373.63	\$2388.51	\$2478.06
		7, 8, 9	JA24-4024-					1710.11	1820.04	2003.17	2092.72	2026.50	2116.05	2295.96	2385.51	2400.39	2489.94
		K	JA24-4024-			K		N/A	N/A	1993.65	2083.20	2016.98	2106.53	2286.44	2375.99	2390.87	2480.42
48.5"(1232mm) High																	
18.75" (476mm)	24" (610mm)	1	JA18-4824-				1	\$1646.74	\$1765.49	\$1950.60	\$2046.45	\$1974.74	\$2070.59	\$2254.10	\$2349.95	\$2362.49	\$2458.34
		J	JA18-4824-			J		1708.48	1827.23	N/A	N/A	N/A	N/A	N/A	N/A	N/A	N/A
		2, 3	JA18-4824-					1706.12	1824.87	\$2009.98	\$2105.83	\$2034.12	\$2129.97	\$2313.48	\$2409.33	\$2421.87	\$2517.72
		7, 8, 9	JA18-4824-					1718.00	1836.75	2021.86	2117.71	2046.00	2141.85	2325.36	2421.21	2433.75	2529.60
		K	JA18-4824-			K		N/A	N/A	2012.34	2108.19	2036.48	2132.33	2315.84	2411.69	2424.23	2520.08
23.625" (600mm)	24" (610mm)	1	JA24-4824-				1	\$1679.98	\$1812.41	\$1983.84	\$2093.37	\$2007.98	\$2117.51	\$2287.34	\$2396.87	\$2395.73	\$2505.26
		J	JA24-4824-			J		1741.72	1874.15	N/A	N/A	N/A	N/A	N/A	N/A	N/A	N/A
		2, 3	JA24-4824-					1739.36	1871.79	\$2043.22	\$2152.75	\$2067.36	\$2176.89	\$2346.72	\$2456.25	\$2455.11	\$2564.64
		7, 8, 9	JA24-4824-					1751.24	1883.67	2055.10	2164.63	2079.24	2188.77	2358.60	2468.13	2466.99	2576.52
		K	JA24-4824-			K		N/A	N/A	2045.58	2155.11	2069.72	2179.25	2349.08	2458.61	2457.47	2567.00
51.5"(1308mm) High																	
18.75" (476mm)	24" (610mm)	1	JA18-5124-				1	\$1660.45	\$1786.70	\$1967.91	\$2070.42	\$1992.32	\$2094.83	\$2274.98	\$2377.49	\$2384.69	\$2487.20
		J	JA18-5124-			J		1722.19	1848.44	N/A	N/A	N/A	N/A	N/A	N/A	N/A	N/A
		2, 3	JA18-5124-					1719.83	1846.08	\$2027.29	\$2129.80	\$2051.70	\$2154.21	\$2334.36	\$2436.87	\$2444.07	\$2546.58
		7, 8, 9	JA18-5124-					1731.71	1857.96	2039.17	2141.68	2063.58	2166.09	2346.24	2448.75	2455.95	2558.46
		K	JA18-5124-			K		N/A	N/A	2029.65	2132.16	2054.06	2156.57	2336.72	2439.23	2446.43	2548.94
23.625" (600mm)	24" (610mm)	1	JA24-5124-				1	\$1693.69	\$1833.62	\$2001.15	\$2117.34	\$2025.56	\$2141.75	\$2308.22	\$2424.41	\$2417.93	\$2534.12
		J	JA24-5124-			J		1755.43	1895.36	N/A	N/A	N/A	N/A	N/A	N/A	N/A	N/A
		2, 3	JA24-5124-					1753.07	1893.00	\$2060.53	\$2176.72	\$2084.94	\$2201.13	\$2367.60	\$2483.79	\$2477.31	\$2593.50
		7, 8, 9	JA24-5124-					1764.95	1904.88	2072.41	2188.60	2096.82	2213.01	2379.48	2495.67	2489.19	2605.38
		K	JA24-5124-			K		N/A	N/A	2062.89	2179.08	2087.30	2203.49	2369.96	2486.15	2479.67	2595.86

**X Series Lockers**

Double Locker

Actual Depth	Actual Width	Pull	Number	①	②	③	④	Painted Trim A	Trim B	Laminate A Trim A	Trim B	Laminate B Trim A	Trim B	Wood Group A Trim A	Trim B	Wood Group B Trim A	Trim B
<b>56.5"(1435mm) High</b>																	
18.75" (476mm)	24" (610mm)	1	JA18-5624-				1	\$1683.30	\$1822.05	\$1996.76	\$2110.37	\$2021.62	\$2135.23	\$2309.78	\$2423.39	\$2421.69	\$2535.30
		J	JA18-5624-			J		1745.04	1883.79	N/A	N/A	N/A	N/A	N/A	N/A	N/A	N/A
		2, 3	JA18-5624-					1742.68	1881.43	\$2056.14	\$2169.75	\$2081.00	\$2194.61	\$2369.16	\$2482.77	\$2481.07	\$2594.68
		7, 8, 9	JA18-5624-					1754.56	1893.31	2068.02	2181.63	2092.88	2206.49	2381.04	2494.65	2492.95	2606.56
		K	JA18-5624-			K		N/A	N/A	2058.50	2172.11	2083.36	2196.97	2371.52	2485.13	2483.43	2597.04
23.625" (600mm)	24" (610mm)	1	JA24-5624-				1	\$1716.54	\$1868.97	\$2030.00	\$2157.29	\$2054.86	\$2182.15	\$2343.02	\$2470.31	\$2454.93	\$2582.22
		J	JA24-5624-			J		1778.28	1930.71	N/A	N/A	N/A	N/A	N/A	N/A	N/A	N/A
		2, 3	JA24-5624-					1775.92	1928.35	\$2089.38	\$2216.67	\$2114.24	\$2241.53	\$2402.40	\$2529.69	\$2514.31	\$2641.60
		7, 8, 9	JA24-5624-					1787.80	1940.23	2101.26	2228.55	2126.12	2253.41	2414.28	2541.57	2526.19	2653.48
		K	JA24-5624-			K		N/A	N/A	2091.74	2219.03	2116.60	2243.89	2404.76	2532.05	2516.67	2643.96
<b>63.5"(1613mm) High</b>																	
18.75" (476mm)	24" (610mm)	1	JA18-6324-				1	\$1715.29	\$1871.54	\$2037.15	\$2166.30	\$2062.64	\$2191.79	\$2358.50	\$2487.65	\$2473.49	\$2602.64
		J	JA18-6324-			J		1777.03	1933.28	N/A	N/A	N/A	N/A	N/A	N/A	N/A	N/A
		2, 3	JA18-6324-					1774.67	1930.92	\$2096.53	\$2225.68	\$2122.02	\$2251.17	\$2417.88	\$2547.03	\$2532.87	\$2662.02
		7, 8, 9	JA18-6324-					1786.55	1942.80	2108.41	2237.56	2133.90	2263.05	2429.76	2558.91	2544.75	2673.90
		K	JA18-6324-			K		N/A	N/A	2098.89	2228.04	2124.38	2253.53	2420.24	2549.39	2535.23	2664.38
23.625" (600mm)	24" (610mm)	1	JA24-6324-				1	\$1748.53	\$1918.46	\$2070.39	\$2213.22	\$2095.88	\$2238.71	\$2391.74	\$2534.57	\$2506.73	\$2649.56
		J	JA24-6324-			J		1810.27	1980.20	N/A	N/A	N/A	N/A	N/A	N/A	N/A	N/A
		2, 3	JA24-6324-					1807.91	1977.84	\$2129.77	\$2272.60	\$2155.26	\$2298.09	\$2451.12	\$2593.95	\$2566.11	\$2708.94
		7, 8, 9	JA24-6324-					1819.79	1989.72	2141.65	2284.48	2167.14	2309.97	2463.00	2605.83	2577.99	2720.82
		K	JA24-6324-			K		N/A	N/A	2132.13	2274.96	2157.62	2300.45	2453.48	2596.31	2568.47	2711.30
<b>64.5"(1638mm) High</b>																	
18.75" (476mm)	24" (610mm)	1	JA18-6424-				1	\$1715.29	\$1871.54	\$2037.15	\$2166.30	\$2062.64	\$2191.79	\$2358.50	\$2487.65	\$2473.49	\$2602.64
		J	JA18-6424-			J		1777.03	1933.28	N/A	N/A	N/A	N/A	N/A	N/A	N/A	N/A
		2, 3	JA18-6424-					1774.67	1930.92	\$2096.53	\$2225.68	\$2122.02	\$2251.17	\$2417.88	\$2547.03	\$2532.87	\$2662.02
		7, 8, 9	JA18-6424-					1786.55	1942.80	2108.41	2237.56	2133.90	2263.05	2429.76	2558.91	2544.75	2673.90
		K	JA18-6424-			K		N/A	N/A	2098.89	2228.04	2124.38	2253.53	2420.24	2549.39	2535.23	2664.38
23.625" (600mm)	24" (610mm)	1	JA24-6424-				1	\$1748.53	\$1918.46	\$2070.39	\$2213.22	\$2095.88	\$2238.71	\$2391.74	\$2534.57	\$2506.73	\$2649.56
		J	JA24-6424-			J		1810.27	1980.20	N/A	N/A	N/A	N/A	N/A	N/A	N/A	N/A
		2, 3	JA24-6424-					1807.91	1977.84	\$2129.77	\$2272.60	\$2155.26	\$2298.09	\$2451.12	\$2593.95	\$2566.11	\$2708.94
		7, 8, 9	JA24-6424-					1819.79	1989.72	2141.65	2284.48	2167.14	2309.97	2463.00	2605.83	2577.99	2720.82
		K	JA24-6424-			K		N/A	N/A	2132.13	2274.96	2157.62	2300.45	2453.48	2596.31	2568.47	2711.30

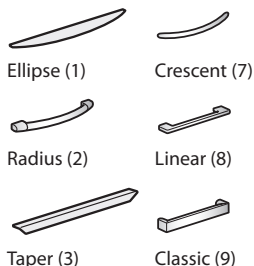
# X Series Lockers

## Double Group Locker



JA18-5136-W

### 3 Standard Door Pull Styles



### 3 No Pulls

Touch Latch Doors =  
(J) Painted steel front,  
(K) Laminate and Wood fronts.

### Features

- Includes two 18"(457mm) wide compartments separated by a divider panel, with individual doors.
- Each compartment Includes:
  - 6"(152mm) wide valet section
  - 12"(305mm) wide shelf section
  - Upper shelf that adjusts in 2"(51mm) increments
  - Coat hook
- Door front options include painted, laminate, or wood.
- Laminate fronts can be specified with painted steel or laminate top.
- Wood fronts can be specified with painted steel or wood top.
- Optional door pulls include Ellipse, Radius, Taper, Crescent, Linear, Classic, and No Pull (touch latch).
  - Ellipse pull available in non-Metallic trim colors only
  - Radius pull available in Metallic trim colors only
  - Taper pull trim color matches case color
  - Crescent, Linear and Classic pulls are brushed nickel finish
- Shelves and interior match case color.
- Each door locks separately and is randomly keyed.
- Lock plugs are available in black or chrome.
- For lock options, refer to Lock Program section of the Accessories Price List.
- Glides provide 1.5"(38mm) adjustment range.

### Specification Tips

- Double group locker is dimensioned for use in storage banks.
- May be used adjacent to locker of same height and depth; base aesthetic will differ slightly.
- The following accessories can be specified separately and field installed:
  - Shelf
  - Power module and bracket\*
  - Locker shelf with suspended file frame
  - Locker shelf with personal drawer
  - Locker boot tray
  - Locker slat rail
- File/Common Tops may be used for 18.75"(476mm) deep storage runs.

### To Order, Specify:

#### Painted Steel Door Fronts

- Product number, including:

#### 1 Door Orientation:

- X** Left-hand  
**W** Right-hand

#### 2 Door Front Option:

- S** Painted steel

#### 3 Pull (see side bar)

#### 4 Top Option:

- R** Regular top

- Trim color for case, front, and top.

- Trim color for pull (Ellipse and Radius only).
  - Ellipse (Non-Metallic trim colors only)
  - Radius (Metallic trim colors only; upcharge for Metallic trim on pull is included in price.)

- Trim color for lock plug.

\*See Accessories Price List

### To Order, Specify (cont'd):

#### Laminate Door Fronts

- Product number, including:

#### 1 Door Orientation:

- X** Left-hand  
**W** Right-hand

#### 2 Door Front Option:

- L** Laminate

#### 3 Pull (see side bar)

#### 4 Top Option:

- R** Regular top  
**L** Laminate top, add **\$163.52**

- Trim color for case.

- Trim color for pull (Ellipse and Radius only).
  - Ellipse (Non-Metallic trim colors only)
  - Radius (Metallic trim colors only; upcharge for Metallic trim on pull is included in price.)

- Laminate color for doors (and top, if laminate top is specified).

- Edge trim color for doors (and top, if laminate top is specified).

- Trim color for lock plug.

#### Wood Door Fronts

- Product number, including:

#### 1 Door Orientation:

- X** Left-hand  
**W** Right-hand

#### 2 Door Front Option:

- W** Wood

#### 3 Pull (see side bar)

#### 4 Top Option:

- R** Regular top  
**W** Wood top, add **\$326.63**

- Trim color for case.

- Trim color for pull (Ellipse and Radius only).
  - Ellipse (Non-Metallic trim colors only)
  - Radius (Metallic trim colors only; upcharge for Metallic trim on pull is included in price.)

- Wood finish color for doors (and top, if wood top is specified).

- Trim color for lock plug.

**X Series Lockers**

Double Group Locker

Actual Depth	Actual Width	Pull	Number	①	②	③	④	Painted Trim A	Trim B	Laminate A Trim A	Trim B	Laminate B Trim A	Trim B	Wood Group A Trim A	Trim B	Wood Group B Trim A	Trim B
<b>39.5"(1003mm) High</b>																	
18.75" (476mm)	36" (914mm)	1	JA18-3936-				1	\$2299.94	\$2407.49	\$2650.24	\$2730.73	\$2678.04	\$2758.53	\$3000.04	\$3080.53	\$3124.91	\$3205.40
		J	JA18-3936-				J	2361.68	2469.23	N/A	N/A	N/A	N/A	N/A	N/A	N/A	N/A
		2, 3	JA18-3936-					2359.32	2466.87	\$2709.62	\$2790.11	\$2737.42	\$2817.91	\$3059.42	\$3139.91	\$3184.29	\$3264.78
		7, 8, 9	JA18-3936-					2371.20	2478.75	\$2721.50	\$2801.99	\$2749.30	\$2829.79	\$3071.30	\$3151.79	\$3196.17	\$3276.66
		K	JA18-3936-				K	N/A	N/A	\$2711.98	\$2792.47	\$2739.78	\$2820.27	\$3061.78	\$3142.27	\$3186.65	\$3267.14
<b>51.5"(1308mm) High</b>																	
18.75" (476mm)	36" (914mm)	1	JA18-5136-				1	\$2403.81	\$2543.86	\$2769.71	\$2879.06	\$2798.68	\$2908.03	\$3134.98	\$3244.33	\$3265.57	\$3374.92
		J	JA18-5136-				J	2465.55	2605.60	N/A	N/A	N/A	N/A	N/A	N/A	N/A	N/A
		2, 3	JA18-5136-					2463.19	2603.24	\$2829.09	\$2938.44	\$2858.06	\$2967.41	\$3194.36	\$3303.71	\$3324.95	\$3434.30
		7, 8, 9	JA18-5136-					2475.07	2615.12	\$2840.97	\$2950.32	\$2869.94	\$2979.29	\$3206.24	\$3315.59	\$3336.83	\$3446.18
		K	JA18-5136-				K	N/A	N/A	\$2831.45	\$2940.80	\$2860.42	\$2969.77	\$3196.72	\$3306.07	\$3327.31	\$3436.66
<b>63.5"(1613mm) High</b>																	
18.75" (476mm)	36" (914mm)	1	JA18-6336-				1	\$2499.69	\$2669.74	\$2879.99	\$3015.98	\$2910.04	\$3046.03	\$3259.54	\$3395.53	\$3395.41	\$3531.40
		J	JA18-6336-				J	2561.43	2731.48	N/A	N/A	N/A	N/A	N/A	N/A	N/A	N/A
		2, 3	JA18-6336-					2559.07	2729.12	\$2939.37	\$3075.36	\$2969.42	\$3105.41	\$3318.92	\$3454.91	\$3454.79	\$3590.78
		7, 8, 9	JA18-6336-					2570.95	2741.00	\$2951.25	\$3087.24	\$2981.30	\$3117.29	\$3330.80	\$3466.79	\$3466.67	\$3602.66
		K	JA18-6336-				K	N/A	N/A	\$2941.73	\$3077.72	\$2971.78	\$3107.77	\$3321.28	\$3457.27	\$3457.15	\$3593.14

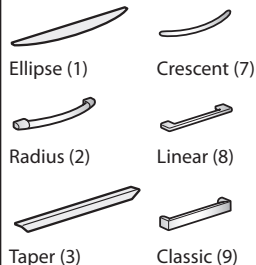
# X Series Lockers

## Triple Group Locker



JA18-5136-Y

### 3 Standard Door Pull Styles



### 3 No Pulls

Touch Latch Doors =  
(J) Painted steel front,  
(K) Laminate and Wood fronts.

### Features

- Includes three 12"(305mm) wide compartments separated by a divider panel, with individual doors.
- Each compartment Includes:
  - Upper shelf that adjusts in 2"(51mm) increments
  - Coat hook
- Door front options include painted, laminate, or wood.
- Laminate fronts can be specified with painted steel or laminate top.
- Wood fronts can be specified with painted steel or wood top.
- Optional door pulls include Ellipse, Radius, Taper, Crescent, Linear, Classic, and No Pull (touch latch).
  - Ellipse pull available in non-Metallic trim colors only
  - Radius pull available in Metallic trim colors only
  - Taper pull trim color matches case color
  - Crescent, Linear and Classic pulls are brushed nickel finish
- Shelves and interior match case color.
- Each door locks separately and is randomly keyed.
- Lock plugs are available in black or chrome.
- For lock options, refer to Lock Program section of the Accessories Price List.
- Glides provide 1.5"(38mm) adjustment range.

### Specification Tips

- Triple group locker is dimensioned for use in storage banks.
- May be used adjacent to locker of same height and depth; base aesthetic will differ slightly.
- The following accessories can be specified separately and field installed:
  - Shelf
  - Power module and bracket\*
  - Locker boot tray
- File/Common Tops may be used for 18.75"(476mm) deep storage runs.

### To Order, Specify:

#### Painted Steel Door Fronts

- Product number, including:

#### 1 Door Orientation:

- Z** Left-hand
- Y** Right-hand

#### 2 Door Front Option:

- S** Painted steel

#### 3 Pull (see side bar)

#### 4 Top Option:

- R** Regular top

- Trim color for case, front, and top.

- Trim color for pull (Ellipse and Radius only).

- Ellipse (Non-Metallic trim colors only)
- Radius (Metallic trim colors only; upcharge for Metallic trim on pull is included in price.)

- Trim color for lock plug.

\*See Accessories Price List

### To Order, Specify (cont'd):

#### Laminate Door Fronts

- Product number; including:

#### 1 Door Orientation:

- Z** Left-hand
- Y** Right-hand

#### 2 Door Front Option:

- L** Laminate

#### 3 Pull (see side bar)

#### 4 Top Option:

- R** Regular top
- L** Laminate top, add **\$163.52**

- Trim color for case.

- Trim color for pull (Ellipse and Radius only).
  - Ellipse (Non-Metallic trim colors only)
  - Radius (Metallic trim colors only; upcharge for Metallic trim on pull is included in price.)

- Laminate color for doors (and top, if laminate top is specified).

- Edge trim color for doors (and top, if laminate top is specified).

- Trim color for lock plug.

#### Wood Door Fronts

- Product number; including:

#### 1 Door Orientation:

- Z** Left-hand
- Y** Right-hand

#### 2 Door Front Option:

- W** Wood

#### 3 Pull (see side bar)

#### 4 Top Option:

- R** Regular top
- W** Wood top, add **\$326.63**

- Trim color for case.

- Trim color for pull (Ellipse and Radius only).
  - Ellipse (Non-Metallic trim colors only)
  - Radius (Metallic trim colors only; upcharge for Metallic trim on pull is included in price.)

- Wood finish color for doors (and top, if wood top is specified).

- Trim color for lock plug.

**X Series Lockers**

Triple Group Locker

Actual Depth	Actual Width	Pull	Number	①②③④	Painted Trim A	Trim B	Laminate A Trim A	Trim B	Laminate B Trim A	Trim B	Wood Group A Trim A	Trim B	Wood Group B Trim A	Trim B
<b>39.5"(1003mm) High</b>														
18.75" (476mm)	36" (914mm)	1	JA18-3936-	■ ■ 1 ■	\$1949.35	\$2056.90	\$2299.65	\$2380.14	\$2327.45	\$2407.94	\$2649.45	\$2729.94	\$2774.32	\$2854.81
		J	JA18-3936-	■ ■ J ■	2041.96	2149.51	N/A	N/A	N/A	N/A	N/A	N/A	N/A	N/A
		2, 3	JA18-3936-	■ ■ ■ ■	2038.42	2145.97	\$2388.72	\$2469.21	\$2416.52	\$2497.01	\$2738.52	\$2819.01	\$2863.39	\$2943.88
		7, 8, 9	JA18-3936-	■ ■ ■ ■	2056.24	2163.79	2406.54	2487.03	2434.34	2514.83	2756.34	2836.83	2881.21	2961.70
		K	JA18-3936-	■ ■ K ■	N/A	N/A	2392.26	2472.75	2420.06	2500.55	2742.06	2822.55	2866.93	2947.42
<b>51.5"(1308mm) High</b>														
18.75" (476mm)	36" (914mm)	1	JA18-5136-	■ ■ 1 ■	\$2008.76	\$2148.81	\$2374.66	\$2484.01	\$2403.63	\$2512.98	\$2739.93	\$2849.28	\$2870.52	\$2979.87
		J	JA18-5136-	■ ■ J ■	2101.37	2241.42	N/A	N/A	N/A	N/A	N/A	N/A	N/A	N/A
		2, 3	JA18-5136-	■ ■ ■ ■	2097.83	2237.88	\$2463.73	\$2573.08	\$2492.70	\$2602.05	\$2829.00	\$2938.35	\$2959.59	\$3068.94
		7, 8, 9	JA18-5136-	■ ■ ■ ■	2115.65	2255.70	2481.55	2590.90	2510.52	2619.87	2846.82	2956.17	2977.41	3086.76
		K	JA18-5136-	■ ■ K ■	N/A	N/A	2467.27	2576.62	2496.24	2605.59	2832.54	2941.89	2963.13	3072.48
<b>63.5"(1613mm) High</b>														
18.75" (476mm)	36" (914mm)	1	JA18-6336-	■ ■ 1 ■	\$2063.60	\$2233.65	\$2443.90	\$2579.89	\$2473.95	\$2609.94	\$2823.45	\$2959.44	\$2959.32	\$3095.31
		J	JA18-6336-	■ ■ J ■	2156.21	2326.26	N/A	N/A	N/A	N/A	N/A	N/A	N/A	N/A
		2, 3	JA18-6336-	■ ■ ■ ■	2152.67	2322.72	\$2532.97	\$2668.96	\$2563.02	\$2699.01	\$2912.52	\$3048.51	\$3048.39	\$3184.38
		7, 8, 9	JA18-6336-	■ ■ ■ ■	2170.49	2340.54	2550.79	2686.78	2580.84	2716.83	2930.34	3066.33	3066.21	3202.20
		K	JA18-6336-	■ ■ K ■	N/A	N/A	2536.51	2672.50	2566.56	2702.55	2916.06	3052.05	3051.93	3187.92



# X Series Lockers

## Cubby Locker



JA18-3936-AR



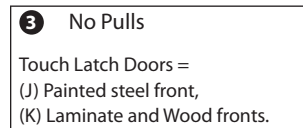
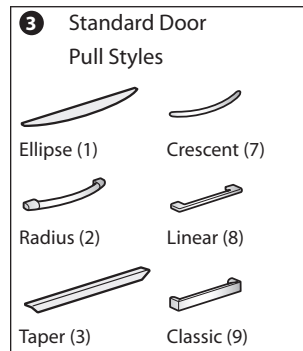
JA18-5136-GR



JA18-6336-GR



JA18-6336-NR



### Features

- Includes a single case with choice of four, six, or nine compartments separated by divider panels, with individually locking doors.
- 39.5"(1003mm) and 51.5"(1308mm) high units include four 18"(457mm) wide or six 12"(305mm) wide compartments.
- 63.5"(1613mm) high unit includes six 18"(457mm) wide or nine 12"(305mm) wide compartments
- Each compartment Includes one shelf that adjusts in 2"(51mm) increments.
- Door front options include painted, laminate, or wood.
- Laminate fronts can be specified with painted steel or laminate top.
- Wood fronts can be specified with painted steel or wood top.
- Optional door pulls include Ellipse, Radius, Taper, Crescent, Linear, Classic, and No Pull (touch latch).
  - Ellipse pull available in non-Metallic trim colors only
  - Radius pull available in Metallic trim colors only
  - Taper pull trim color matches case color
  - Crescent, Linear and Classic pulls are brushed nickel finish
- Shelves and interior match case color.
- Each door locks separately and is randomly keyed.
- Lock plugs are available in black or chrome.
- For lock options, refer to Lock Program section of the Accessories Price List.
- Glides provide 1.5"(38mm) adjustment range.

### Specification Tips

- The following accessories can be specified separately and field installed:
  - Shelf
  - Power module and bracket\*
  - Locker boot tray (12"(305mm) wide compartments only)
- File/Common Tops may be used for 18.75"(476mm) deep storage runs.

### To Order, Specify:

#### Painted Steel Door Fronts

- Product number, including:

#### 1 Door Orientation:

- L** Left-hand
- R** Right-hand

#### 2 Door Front Option:

- S** Painted steel

#### 3 Pull (see side bar)

#### 4 Top Option:

- R** Regular top

- Trim color for case and front.

- Trim color for pull (Ellipse and Radius only).
  - Ellipse (Non-Metallic trim colors only)
  - Radius (Metallic trim colors only; upcharge for Metallic trim on pull is included in price.)

- Trim color for lock plug.

\*See Accessories Price List

### To Order, Specify (cont'd):

#### Laminate Door Fronts

- Product number, including:

#### 1 Door Orientation:

- L** Left-hand
- R** Right-hand

#### 2 Door Front Option:

- L** Laminate

#### 3 Pull (see side bar)

#### 4 Top Option:

- R** Regular top
- L** Laminate top, add **\$163.52**

- Trim color for case.

- Trim color for pull (Ellipse and Radius only).
  - Ellipse (Non-Metallic trim colors only)
  - Radius (Metallic trim colors only; upcharge for Metallic trim on pull is included in price.)

- Laminate color for doors (and top, if laminate top is specified).

- Edge trim color for doors (and top, if laminate top is specified).

- Trim color for lock plug.

#### Wood Door Fronts

- Product number, including:

#### 1 Door Orientation:

- L** Left-hand
- R** Right-hand

#### 2 Door Front Option:

- W** Wood

#### 3 Pull (see side bar)

#### 4 Top Option:

- R** Regular top
- W** Wood top, add **\$326.63**

- Trim color for case.

- Trim color for pull (Ellipse and Radius only).
  - Ellipse (Non-Metallic trim colors only)
  - Radius (Metallic trim colors only; upcharge for Metallic trim on pull is included in price.)

- Wood finish color for doors (and top, if wood top is specified).

- Trim color for lock plug.

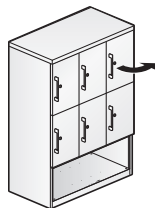
## X Series Lockers

Cubby Locker

Actual Depth	Actual Width	Pull	Number	①②③④	Painted Trim A	Trim B	Laminate A Trim A	Trim B	Laminate B Trim A	Trim B	Wood Group A Trim A	Trim B	Wood Group B Trim A	Trim B
<b>39.5"(1003mm) High, Four Doors</b>														
18.75" (476mm)	36" (914mm)	1	JA18-3936-A	■ ■ 1 ■	\$3443.56	\$3578.31	\$3823.83	\$3919.76	\$3854.26	\$3950.19	\$4202.97	\$4298.90	\$4338.14	\$4434.07
		J	JA18-3936-A	■ ■ J ■	3567.04	3701.79	N/A	N/A	N/A	N/A	N/A	N/A	N/A	N/A
		2, 3	JA18-3936-A	■ ■ ■ ■	3592.01	3726.76	\$3972.28	\$4068.21	\$4002.71	\$4098.64	\$4351.42	\$4447.35	\$4486.59	\$4582.52
		7, 8, 9	JA18-3936-A	■ ■ ■ ■	3621.71	3756.46	4001.98	4097.91	4032.41	4128.34	4381.12	4477.05	4516.29	4612.22
		K	JA18-3936-A	■ ■ K ■	N/A	N/A	3947.31	4043.24	3977.74	4073.67	4326.45	4422.38	4461.62	4557.55
<b>39.5"(1003mm) High, Six Doors</b>														
18.75" (476mm)	36" (914mm)	1	JA18-3936-G	■ ■ 1 ■	\$3721.24	\$3855.99	\$4101.51	\$4197.44	\$4131.94	\$4227.87	\$4480.65	\$4576.58	\$4615.82	\$4711.75
		J	JA18-3936-G	■ ■ J ■	3906.46	4041.21	N/A	N/A	N/A	N/A	N/A	N/A	N/A	N/A
		2, 3	JA18-3936-G	■ ■ ■ ■	3929.07	4063.82	\$4309.34	\$4405.27	\$4339.77	\$4435.70	\$4688.48	\$4784.41	\$4823.65	\$4919.58
		7, 8, 9	JA18-3936-G	■ ■ ■ ■	3970.65	4105.40	4350.92	4446.85	4381.35	4477.28	4730.06	4825.99	4865.23	4961.16
		K	JA18-3936-G	■ ■ K ■	N/A	N/A	4286.73	4382.66	4317.16	4413.09	4665.87	4761.80	4801.04	4896.97
<b>51.5"(1308mm) High, Four Doors</b>														
18.75" (476mm)	36" (914mm)	1	JA18-5136-A	■ ■ 1 ■	\$3697.72	\$3914.79	\$4185.39	\$4336.28	\$4224.46	\$4375.35	\$4671.93	\$4822.82	\$4845.26	\$4996.15
		J	JA18-5136-A	■ ■ J ■	3821.20	4038.27	N/A	N/A	N/A	N/A	N/A	N/A	N/A	N/A
		2, 3	JA18-5136-A	■ ■ ■ ■	3846.17	4063.24	\$4333.84	\$4484.73	\$4372.91	\$4523.80	\$4820.38	\$4971.27	\$4993.71	\$5144.60
		7, 8, 9	JA18-5136-A	■ ■ ■ ■	3875.87	4092.94	4363.54	4514.43	4402.61	4553.50	4850.08	5000.97	5023.41	5174.30
		K	JA18-5136-A	■ ■ K ■	N/A	N/A	4308.87	4459.76	4347.94	4498.83	4795.41	4946.30	4968.74	5119.63
<b>51.5"(1308mm) High, Six Doors</b>														
18.75" (476mm)	36" (914mm)	1	JA18-5136-G	■ ■ 1 ■	\$3975.40	\$4192.47	\$4463.07	\$4613.96	\$4502.14	\$4653.03	\$4949.61	\$5100.50	\$5122.94	\$5273.83
		J	JA18-5136-G	■ ■ J ■	4160.62	4377.69	N/A	N/A	N/A	N/A	N/A	N/A	N/A	N/A
		2, 3	JA18-5136-G	■ ■ ■ ■	4183.23	4400.30	\$4670.90	\$4821.79	\$4709.97	\$4860.86	\$5157.44	\$5308.33	\$5330.77	\$5481.66
		7, 8, 9	JA18-5136-G	■ ■ ■ ■	4224.81	4441.88	4712.48	4863.37	4751.55	4902.44	5199.02	5349.91	5372.35	5523.24
		K	JA18-5136-G	■ ■ K ■	N/A	N/A	4648.29	4799.18	4687.36	4838.25	5134.83	5285.72	5308.16	5459.05
<b>63.5"(1613mm) High, Six Doors</b>														
18.75" (476mm)	36" (914mm)	1	JA18-6336-G	■ ■ 1 ■	\$4283.05	\$4582.44	\$4878.12	\$5083.97	\$4925.83	\$5131.68	\$5472.06	\$5677.91	\$5683.55	\$5889.40
		J	JA18-6336-G	■ ■ J ■	4468.27	4767.66	N/A	N/A	N/A	N/A	N/A	N/A	N/A	N/A
		2, 3	JA18-6336-G	■ ■ ■ ■	4461.19	4760.58	\$5056.26	\$5262.11	\$5103.97	\$5309.82	\$5650.20	\$5856.05	\$5861.69	\$6067.54
		7, 8, 9	JA18-6336-G	■ ■ ■ ■	4496.83	4796.22	5091.90	5297.75	5139.61	5345.46	5685.84	5891.69	5897.33	6103.18
		K	JA18-6336-G	■ ■ K ■	N/A	N/A	5063.34	5269.19	5111.05	5316.90	5657.28	5863.13	5868.77	6074.62
<b>63.5"(1613mm) High, Nine Doors</b>														
18.75" (476mm)	36" (914mm)	1	JA18-6336-N	■ ■ 1 ■	\$4699.57	\$4998.96	\$5294.64	\$5500.49	\$5342.35	\$5548.20	\$5888.58	\$6094.43	\$6100.07	\$6305.92
		J	JA18-6336-N	■ ■ J ■	4977.40	5276.79	N/A	N/A	N/A	N/A	N/A	N/A	N/A	N/A
		2, 3	JA18-6336-N	■ ■ ■ ■	4966.78	5266.17	\$5561.85	\$5767.70	\$5609.56	\$5815.41	\$6155.79	\$6361.64	\$6367.28	\$6573.13
		7, 8, 9	JA18-6336-N	■ ■ ■ ■	5020.24	5319.63	5615.31	5821.16	5663.02	5868.87	6209.25	6415.10	6420.74	6626.59
		K	JA18-6336-N	■ ■ K ■	N/A	N/A	5572.47	5778.32	5620.18	5826.03	6166.41	6372.26	6377.90	6583.75

# X Series Lockers

## Cubby Combination Locker



JA18-5136-JR



JA18-5136-LR

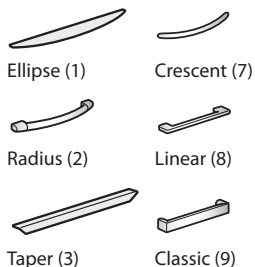


JA18-6336-CR



JA18-6336-ER

### 3 Standard Door Pull Styles



### 3 No Pulls

Touch Latch Doors =  
(J) Painted steel front,  
(K) Laminate and Wood fronts.

### Features

- Includes a single case with choice of:
  - Four 18"(457mm) wide or six 12"(305mm) wide compartments separated by divider panels, with individually locking doors
  - Lower 12"(305mm) file drawer or 12"(305mm) open section
- Each compartment Includes one shelf that adjusts in 2"(51mm) increments.
- File drawer (when specified) includes side-to-side hanging bars.
- Door/drawer front options include painted, laminate, or wood.
- Laminate fronts can be specified with painted steel or laminate top.
- Wood fronts can be specified with painted steel or wood top.
- Optional door/drawer pulls include Ellipse, Radius, Taper, Crescent, Linear, Classic, and No Pull (touch latch).
  - Ellipse pull available in non-Metallic trim colors only
  - Radius pull available in Metallic trim colors only
  - Taper pull trim color matches case color
  - Crescent, Linear and Classic pulls are brushed nickel finish
- Shelves and interior match case color.
- Each door locks separately and is randomly keyed.
- Lower file drawer is non-locking.
- Lock plugs are available in black or chrome.
- For lock options, refer to Lock Program section of the Accessories Price List.
- Glides provide 1.5"(38mm) adjustment range.

### Specification Tips

- The following accessories can be specified separately and field installed:
  - Shelf
  - Power module and bracket\*
  - Locker boot tray (12"(305mm) wide compartments only)
- File/Common Tops may be used for 18.75"(476mm) deep storage runs.
- For locker with open lower section, a base liner can be specified separately to conceal the leveling glide access holes and unused hardware attachment holes in the bottom panel.

### To Order, Specify:

#### Painted Steel Drawer/Door Fronts

- Product number, including:

#### 1 Door Orientation:

- L** Left-hand
- R** Right-hand

#### 2 Drawer/Door Front Option:

- S** Painted steel

#### 3 Pull (see side bar)

#### 4 Top Option:

- R** Regular top

- Trim color for case and front.

- Trim color for pull (Ellipse and Radius only).
  - Ellipse (Non-Metallic trim colors only)
  - Radius (Metallic trim colors only; upcharge for Metallic trim on pull is included in price.)

- Trim color for lock plug.

\*See Accessories Price List

### To Order, Specify (cont'd):

#### Laminate Drawer/Door Fronts

- Product number; including:

#### 1 Door Orientation:

- L** Left-hand
- R** Right-hand

#### 2 Drawer/Door Front Option:

- L** Laminate

#### 3 Pull (see side bar)

#### 4 Top Option:

- R** Regular top
- L** Laminate top, add **\$163.30**

- Trim color for case.

- Trim color for pull (Ellipse and Radius only).
  - Ellipse (Non-Metallic trim colors only)
  - Radius (Metallic trim colors only; upcharge for Metallic trim on pull is included in price.)

- Laminate color for doors (and top, if laminate top is specified).

- Edge trim color for doors (and top, if laminate top is specified).

- Trim color for lock plug.

#### Wood Drawer/Door Fronts

- Product number; including:

#### 1 Door Orientation:

- L** Left-hand
- R** Right-hand

#### 2 Drawer/Door Front Option:

- W** Wood

#### 3 Pull (see side bar)

#### 4 Top Option:

- R** Regular top
- W** Wood top, add **\$326.63**

- Trim color for case.

- Trim color for pull (Ellipse and Radius only).
  - Ellipse (Non-Metallic trim colors only)
  - Radius (Metallic trim colors only; upcharge for Metallic trim on pull is included in price.)

- Wood finish color for doors (and top, if wood top is specified).

- Trim color for lock plug.

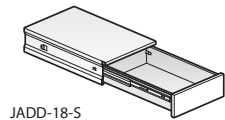
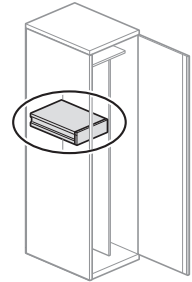
# X Series Lockers

Cubby Combination Locker

Actual Depth	Actual Width	Pull	Number	①②③④	Painted Trim A	Trim B	Laminate A Trim A	Trim B	Laminate B Trim A	Trim B	Wood Group A Trim A	Trim B	Wood Group B Trim A	Trim B
<b>51.5"(1308mm) High, Four Doors with Open Lower Section</b>														
18.75" (476mm)	36" (914mm)	1	JA18-5136-C	■ ■ 1 ■	\$3817.62	\$4034.69	\$4305.29	\$4456.18	\$4344.36	\$4495.25	\$4791.83	\$4942.72	\$4965.16	\$5116.05
		J	JA18-5136-C	■ ■ J ■	3941.10	4158.17	N/A	N/A	N/A	N/A	N/A	N/A	N/A	N/A
		2,3	JA18-5136-C	■ ■ ■ ■	3936.38	4153.45	\$4424.05	\$4574.94	\$4463.12	\$4614.01	\$4910.59	\$5061.48	\$5083.92	\$5234.81
		7,8,9	JA18-5136-C	■ ■ ■ ■	3960.14	4177.21	4447.81	4598.70	4486.88	4637.77	4934.35	5085.24	5107.68	5258.57
		K	JA18-5136-C	■ ■ K ■	N/A	N/A	4428.77	4579.66	4467.84	4618.73	4915.31	5066.20	5088.64	5239.53
<b>51.5"(1308mm) High, Four Doors with Drawer Lower Section</b>														
18.75" (476mm)	36" (914mm)	1	JA18-5136-E	■ ■ 1 ■	\$3974.25	\$4191.32	\$4461.92	\$4612.81	\$4500.99	\$4651.88	\$4948.46	\$5099.35	\$5121.79	\$5272.68
		J	JA18-5136-E	■ ■ J ■	4128.60	4345.67	N/A	N/A	N/A	N/A	N/A	N/A	N/A	N/A
		2,3	JA18-5136-E	■ ■ ■ ■	4122.70	4339.77	\$4610.37	\$4761.26	\$4649.44	\$4800.33	\$5096.91	\$5247.80	\$5270.24	\$5421.13
		7,8,9	JA18-5136-E	■ ■ ■ ■	4152.40	4369.47	4640.07	4790.96	4679.14	4830.03	5126.61	5277.50	5299.94	5450.83
		K	JA18-5136-E	■ ■ K ■	N/A	N/A	4729.09	4879.98	4768.16	4919.05	5215.63	5366.52	5388.96	5539.85
<b>51.5"(1308mm) High, Six Doors with Open Lower Section</b>														
18.75" (476mm)	36" (914mm)	1	JA18-5136-J	■ ■ 1 ■	\$4095.30	\$4312.37	\$4582.97	\$4733.86	\$4622.04	\$4772.93	\$5069.51	\$5220.40	\$5242.84	\$5393.73
		J	JA18-5136-J	■ ■ J ■	4280.52	4497.59	N/A	N/A	N/A	N/A	N/A	N/A	N/A	N/A
		2,3	JA18-5136-J	■ ■ ■ ■	4273.44	4490.51	\$4761.11	\$4912.00	\$4800.18	\$4951.07	\$5247.65	\$5398.54	\$5420.98	\$5571.87
		7,8,9	JA18-5136-J	■ ■ ■ ■	4309.08	4526.15	4796.75	4947.64	4835.82	4986.71	5283.29	5434.18	5456.62	5607.51
		K	JA18-5136-J	■ ■ K ■	N/A	N/A	4768.19	4919.08	4807.26	4958.15	5254.73	5405.62	5428.06	5578.95
<b>51.5"(1308mm) High, Six Doors with Drawer Lower Section</b>														
18.75" (476mm)	36" (914mm)	1	JA18-5136-L	■ ■ 1 ■	\$4251.93	\$4469.00	\$4739.60	\$4890.49	\$4778.67	\$4929.56	\$5226.14	\$5377.03	\$5399.47	\$5550.36
		J	JA18-5136-L	■ ■ J ■	4468.02	4685.09	N/A	N/A	N/A	N/A	N/A	N/A	N/A	N/A
		2,3	JA18-5136-L	■ ■ ■ ■	4459.76	4676.83	\$4947.43	\$5098.32	\$4986.50	\$5137.39	\$5433.97	\$5584.86	\$5607.30	\$5758.19
		7,8,9	JA18-5136-L	■ ■ ■ ■	4501.34	4718.41	4989.01	5139.90	5028.08	5178.97	5475.55	5626.44	5648.88	5799.77
		K	JA18-5136-L	■ ■ K ■	N/A	N/A	5068.51	5219.40	5107.58	5258.47	5555.05	5705.94	5728.38	5879.27
<b>63.5"(1613mm) High, Four Doors with Open Lower Section</b>														
18.75" (476mm)	36" (914mm)	1	JA18-6336-C	■ ■ 1 ■	\$4071.78	\$4371.17	\$4666.85	\$4872.70	\$4714.56	\$4920.41	\$5260.79	\$5466.64	\$5472.28	\$5678.13
		J	JA18-6336-C	■ ■ J ■	4195.26	4494.65	N/A	N/A	N/A	N/A	N/A	N/A	N/A	N/A
		2,3	JA18-6336-C	■ ■ ■ ■	4190.54	4489.93	\$4785.61	\$4991.46	\$4833.32	\$5039.17	\$5379.55	\$5585.40	\$5591.04	\$5796.89
		7,8,9	JA18-6336-C	■ ■ ■ ■	4214.30	4513.69	4809.37	5015.22	4857.08	5062.93	5403.31	5609.16	5614.80	5820.65
		K	JA18-6336-C	■ ■ K ■	N/A	N/A	4790.33	4996.18	4838.04	5043.89	5384.27	5590.12	5595.76	5801.61
<b>63.5"(1613mm) High, Four Doors with Drawer Lower Section</b>														
18.75" (476mm)	36" (914mm)	1	JA18-6336-E	■ ■ 1 ■	\$4228.41	\$4527.80	\$4823.48	\$5029.33	\$4871.19	\$5077.04	\$5417.42	\$5623.27	\$5628.91	\$5834.76
		J	JA18-6336-E	■ ■ J ■	4382.76	4682.15	N/A	N/A	N/A	N/A	N/A	N/A	N/A	N/A
		2,3	JA18-6336-E	■ ■ ■ ■	4376.86	4676.25	\$4971.93	\$5177.78	\$5019.64	\$5225.49	\$5565.87	\$5771.72	\$5777.36	\$5983.21
		7,8,9	JA18-6336-E	■ ■ ■ ■	4406.56	4705.95	5001.63	5207.48	5049.34	5255.19	5595.57	5801.42	5807.06	6012.91
		K	JA18-6336-E	■ ■ K ■	N/A	N/A	5090.65	5296.50	5138.36	5344.21	5684.59	5890.44	5896.08	6101.93
<b>63.5"(1613mm) High, Six Doors with Open Lower Section</b>														
18.75" (476mm)	36" (914mm)	1	JA18-6336-J	■ ■ 1 ■	\$4349.46	\$4648.85	\$4944.53	\$5150.38	\$4992.24	\$5198.09	\$5538.47	\$5744.32	\$5749.96	\$5955.81
		J	JA18-6336-J	■ ■ J ■	4534.68	4834.07	N/A	N/A	N/A	N/A	N/A	N/A	N/A	N/A
		2,3	JA18-6336-J	■ ■ ■ ■	4527.60	4826.99	\$5122.67	\$5328.52	\$5170.38	\$5376.23	\$5716.61	\$5922.46	\$5928.10	\$6133.95
		7,8,9	JA18-6336-J	■ ■ ■ ■	4563.24	4862.63	5158.31	5364.16	5206.02	5411.87	5752.25	5958.10	5963.74	6169.59
		K	JA18-6336-J	■ ■ K ■	N/A	N/A	5129.75	5335.60	5177.46	5383.31	5723.69	5929.54	5935.18	6141.03
<b>63.5"(1613mm) High, Six Doors with Drawer Lower Section</b>														
18.75" (476mm)	36" (914mm)	1	JA18-6336-L	■ ■ 1 ■	\$4506.09	\$4805.48	\$5101.16	\$5307.01	\$5148.87	\$5354.72	\$5695.10	\$5900.95	\$5906.59	\$6112.44
		J	JA18-6336-L	■ ■ J ■	4722.18	5021.57	N/A	N/A	N/A	N/A	N/A	N/A	N/A	N/A
		2,3	JA18-6336-L	■ ■ ■ ■	4713.92	5013.31	\$5308.99	\$5514.84	\$5356.70	\$5562.55	\$5902.93	\$6108.78	\$6114.42	\$6320.27
		7,8,9	JA18-6336-L	■ ■ ■ ■	4755.50	5054.89	5350.57	5556.42	5398.28	5604.13	5944.51	6150.36	6156.00	6361.85
		K	JA18-6336-L	■ ■ K ■	N/A	N/A	5430.07	5635.92	5477.78	5683.63	6024.01	6229.86	6235.50	6441.35

## X Series Locker Accessories

	Actual Depth	Width	Number	Shelf — Trim A		Shelf — Trim B	
				Drawer Trim A	Trim B	Drawer Trim A	Trim B
<b>Locker Shelf with Personal Drawer</b>	16"(406mm)	12"(305mm)	JADD-18-S	\$275.00	\$276.13	\$287.78	\$288.91
	17.5"(445mm)	12"(305mm)	JADD-24-S	\$329.66	\$330.79	\$336.56	\$337.69



JADD-18-S

### Features

- Includes a painted steel locker shelf with suspended personal drawer and attachment hardware.
- Attaches inside a 12"(305mm) wide compartment opposite side of door at desired height in locker or double group locker with 18"(457mm) wide doors only.
- 4"(102mm) high drawer has full extension steel ball bearing slides.

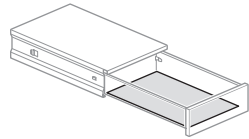
### To Order, Specify:

- 1) Product number.
- 2) Trim color for shelf.
- 3) Trim color for drawer front.

### Specification Tips

- 16"(406mm) deep shelf/drawer fits 18.75"(476mm) deep units.
- 17.5"(445mm) deep shelf/drawer fits 23.625"(600mm) deep units.

### Drawer Liner



KJFL-0015-JD

Class YA – GSA: Open Market

Number	Price
KJFL-0015-JD	\$20.57

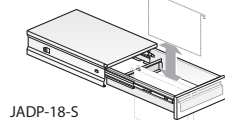
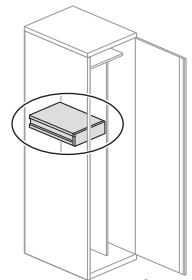
### Features

- Includes one soft felt like drawer liner in charcoal grey.
- Fits into locker shelf with personal drawer.

### To Order, Specify:

- 1) Product number.

### Locker Shelf with Suspended File Frame



JADP-18-S

NOTE:  
Hanging Folders  
Not Included

Actual Depth	Width	Number	Shelf — Trim A		Shelf — Trim B	
			Drawer Trim A	Trim B	Drawer Trim A	Trim B
16"(406mm)	12"(305mm)	JADP-18-S	\$241.68	\$242.81	\$248.46	\$249.59
17.5"(445mm)	12"(305mm)	JADP-24-S	\$296.34	\$297.47	\$297.24	\$298.37

### Features

- Includes a painted steel locker shelf with suspended file frame and attachment hardware.
- Supports side-to-side hanging of letter-size suspended file folders.
- Drawer accessory installation opposite side of door at desired height. To be used on lockers with 18"(457mm) wide doors only.
- File frame has full extension steel ball bearing slides.

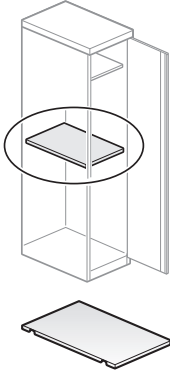
### To Order, Specify:

- 1) Product number.
- 2) Trim color for shelf.
- 3) Trim color for drawer front.

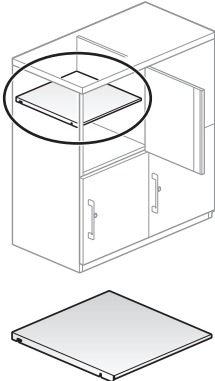
### Specification Tips

- 16"(406mm) deep shelf/frame fits 18.75"(476mm) deep units.
- 17.5"(445mm) deep shelf/frame fits 23.625"(600mm) deep units.

## X Series Locker Accessories

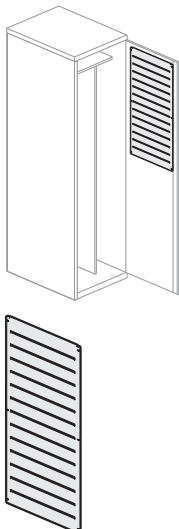
	Actual Depth	Width	Number	Trim A	B
<b>Locker Shelf</b>	16"(406mm)	12"(305mm)	JAS-1812-S	\$54.01	\$61.17
	17.5"(445mm)	12"(305mm)	JAS-2412-S	\$72.07	\$81.21
					
<b>Features</b> <ul style="list-style-type: none"> <li>Includes a painted steel locker shelf and attachment hardware.</li> <li>Attaches inside the shelf compartment of a 12"(305mm) or 18"(457mm) wide locker or group locker.</li> </ul>					
<b>Specification Tips</b> <ul style="list-style-type: none"> <li>16"(406mm) deep shelf fits 18.75"(476mm) deep unit.</li> <li>17.5"(445mm) deep shelf fits 23.625"(600mm) deep unit.</li> </ul>					
<b>To Order, Specify:</b> <ol style="list-style-type: none"> <li>Product number.</li> <li>Trim color.</li> </ol>					








JAS-1812-S

	Depth	Width	Number	Trim A	B
<b>Cubby Locker Shelf</b>	17.5"(445mm)	12"(305mm)	JACS-1812-S	\$54.01	\$61.17
	17.5"(445mm)	18"(457mm)	JACS-1818-S	59.83	68.97
					
<b>Features</b> <ul style="list-style-type: none"> <li>Includes a painted steel locker shelf and attachment hardware.</li> <li>Attaches inside a 12"(305mm) or 18"(457mm) wide cubby locker or cubby combination locker.</li> </ul>					
<b>Specification Tip</b> <ul style="list-style-type: none"> <li>Match shelf width to compartment width.</li> </ul>					
<b>To Order, Specify:</b> <ol style="list-style-type: none"> <li>Product number.</li> <li>Trim color.</li> </ol>					

JACS-1812-S

Locker Slat Rail



Locker Height	Slat Rail Height	Locker Width	Number <sup>①</sup>	Trim A	B
39.5"(1003mm)	15.75"(400mm)	18"(457mm)	JAR-3918- 	\$109.22	\$132.62
40.5"(1029mm)	16.25"(413mm)	18"(457mm)	JAR-4018- 	109.95	133.99
48.5"(1232mm)	20.5"(514mm)	18"(457mm)	JAR-4818- 	115.79	144.95
51.5"(1208mm)	21.75"(552mm)	18"(457mm)	JAR-5118- 	117.98	149.06
56.5"(1435mm)	24.25"(616mm)	18"(457mm)	JAR-5618- 	121.63	155.91
63.5"(1613mm)	27.75"(705mm)	18"(457mm)	JAR-6318- 	126.74	165.50
64.5"(1638mm)	28.25"(718mm)	18"(457mm)	JAR-6418- 	128.20	168.24

Features

- Includes painted aluminum slat rail and attachment hardware.
- Attaches to the interior of an 18"(457mm) wide locker door to support slat rail accessories.

Specification Tips

- Slat rail attaches to an 18"(457mm) wide locker door only; will not work with 12"(305mm) wide door.
- Worktools such as Belong Tool Cup (KUTC-0000-H) and Belong Hanging Sorter (KUHS-0000-H) can be hung from slat rail.\*

\*See Accessories Price List

To Order, Specify:

1) Product number, including:

① Locker Door Material

S

 For use with Painted Steel Door

N


 For use with Laminate or Wood Door

2) Trim color.

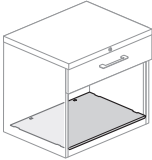
JAR-3918-S

JAR-3918-S

## X Series Locker Accessories

	Depth	Width	Number	Price
	24"(610mm)	12"(305mm)	JAT-2412	\$ 66.48
	18"(457mm)	36"(914mm)	JAT-1836	\$137.71
	<b>Features</b> <ul style="list-style-type: none"> <li>Includes one plastic tray.</li> <li>Available in black only.</li> </ul>		<b>To Order, Specify:</b> <ol style="list-style-type: none"> <li>Product number. (No color specification required.)</li> </ol>	
	<b>Specification Tips</b> <ul style="list-style-type: none"> <li>12"(305mm) wide tray fits into a 12"(305mm) wide compartment in a single, double, group, or cubby locker.</li> <li>36"(914mm) wide tray fits into lower open section of a cubby combination locker.</li> <li>24"(610mm) deep boot tray can be field cut to fit 18.75"(476mm) deep lockers.</li> </ul>			

JAT-2412

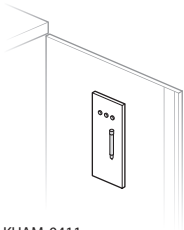
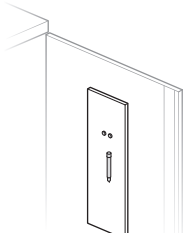
	Depth	Width	Number	Trim A	B
	18"(457mm)	30"(762mm)	JNAB-30-S	\$62.35	\$78.02
		36"(914mm)	JNAB-36-S	67.67	86.94
		42"(1067mm)	JNAB-42-S	72.99	95.86
	<b>Features</b> <ul style="list-style-type: none"> <li>Includes a painted steel base liner.</li> <li>Fits into the lower open storage section of the following products: <ul style="list-style-type: none"> <li>–1.5H combination unit (proud front or inset front)</li> <li>–1.5H open storage case (proud front or inset front)</li> <li>–Cubby combination locker with open lower section</li> </ul> </li> <li>Conceals the leveling glide access holes and unused hardware attachment holes in the bottom panel.</li> </ul>		<b>To Order, Specify:</b> <ol style="list-style-type: none"> <li>Product number.</li> <li>Trim color.</li> </ol>		
	<b>Specification Tip</b> <ul style="list-style-type: none"> <li>Match liner width to storage width.</li> </ul>				

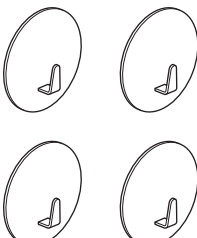
JNAB-30-S




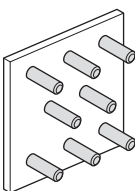
# Belong Work Tools — Accessories

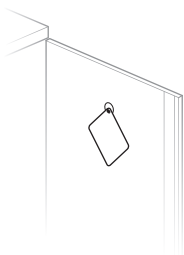
Locker Accessories

	<b>Actual Height</b>	<b>Actual Width</b>	<b>Number</b>	<b>Price</b>
<b>Magnet Board</b>	11”(279mm)	4”(102mm)	KUAM-0411	<b>\$30.70</b>
	18”(457mm)	5”(127mm)	KUAM-0518	<b>61.40</b>
 KUAM-0411	<b>Features</b> <ul style="list-style-type: none"><li>Includes:<ul style="list-style-type: none"><li>–Magnetic dry-erase board</li><li>–Three round magnets on 11”(279mm) high magnet board, two round magnets on 18”(457mm) high magnet board</li><li>–One magnetic dry erase pen</li><li>–Magnetic attachment strip for attachment to magnetic surfaces</li><li>–Adhesive strip for attachment to non-magnetic surfaces</li></ul></li><li>Available in white (not matched to Haworth's color palette).</li></ul>		<b>To Order, Specify:</b> 1) Product number.	
 KUAM-0518	<b>Specification Tip</b> <ul style="list-style-type: none"><li>Use on non-textured surfaces for best performance.</li></ul>			

	<b>Diameter</b>	<b>Number</b>	<b>Price</b>
<b>Magnet Hooks</b>	1.5”(38mm)	KUAH-0002	<b>\$29.48</b>
	<b>Features</b> <ul style="list-style-type: none"><li>Includes four 1.5”(38mm)-diameter magnetic hooks for holding personal items.</li><li>Available in white (not matched to Haworth's color palette).</li></ul>		<b>To Order, Specify:</b> 1) Product number.
 KUAH-0002	<b>Specification Tip</b> <ul style="list-style-type: none"><li>Use on non-textured surfaces for best performance.</li></ul>		

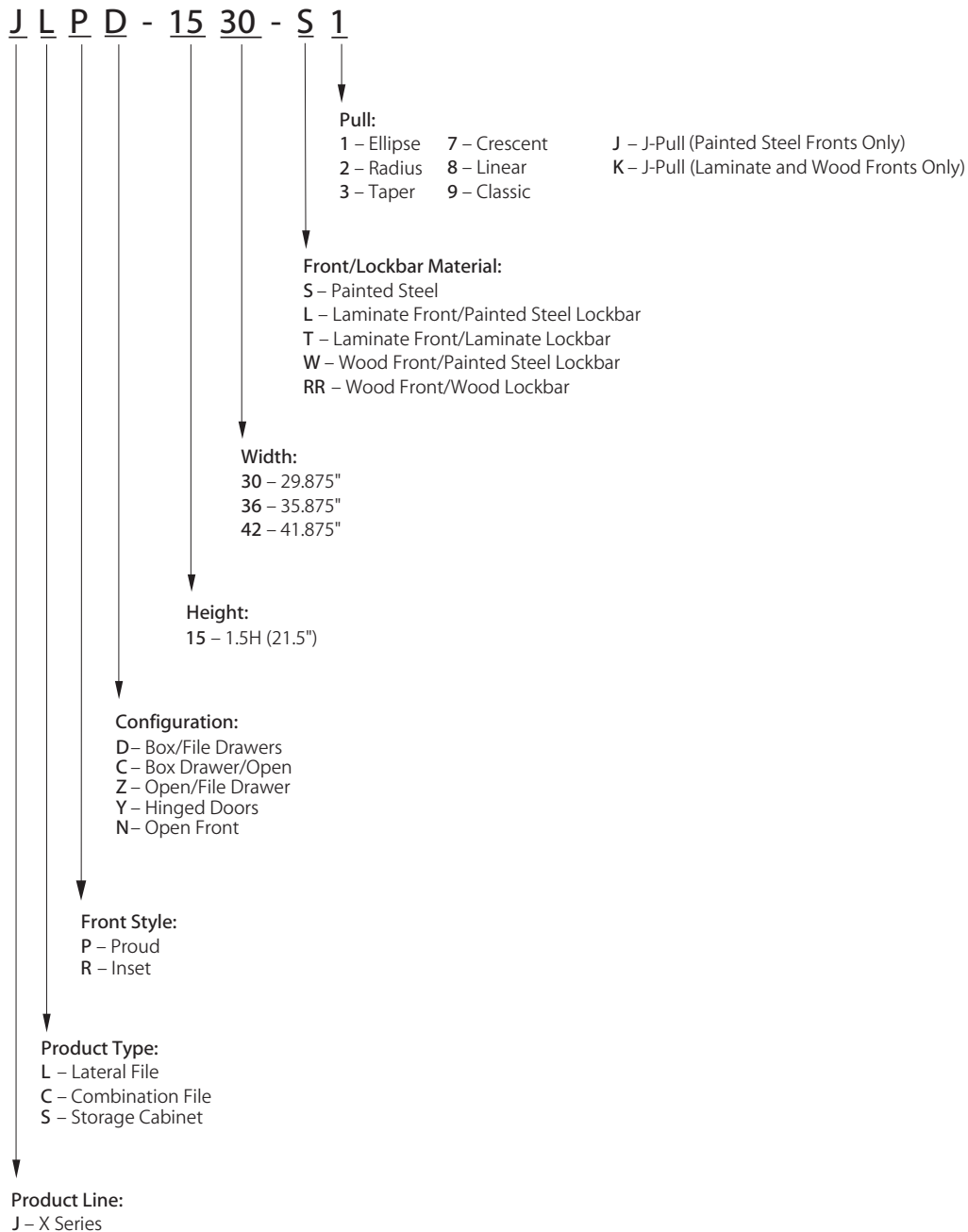
	3”(76mm)	KUAH-0003	<b>\$18.43</b>
<b>Magnet Hook</b>	<b>Features</b> <ul style="list-style-type: none"><li>Includes one 3”(76mm)-diameter magnetic hook for holding personal items.</li><li>Available in white (not matched to Haworth's color palette).</li></ul>		<b>To Order, Specify:</b> 1) Product number.
 KUAH-0003	<b>Specification Tip</b> <ul style="list-style-type: none"><li>Use on non-textured surfaces for best performance.</li></ul>		

	<b>Depth</b>	<b>Diameter</b>	<b>Number</b>	<b>Price</b>
<b>Round Peg Magnets</b>	0.375”(10mm)	0.156”(4mm)	KUAP-0000	<b>\$29.48</b>
	<b>Features</b> <ul style="list-style-type: none"><li>Includes eight round magnets and acrylic storage box.</li><li>Available in chrome.</li></ul>		<b>To Order, Specify:</b> 1) Product number.	
 KUAP-0000	<b>Specification Tips</b> <ul style="list-style-type: none"><li>Use on non-textured surfaces for best performance.</li><li>Each magnet can hold up to eight sheets of letter-size paper.</li></ul>			

	<b>Actual Width</b>	<b>Actual Length</b>	<b>Number</b>	<b>Price</b>
<b>Mirror</b>	3.125”(80mm)	4.375”(111mm)	KUAR-0403	<b>\$20.87</b>
	<b>Features</b> <ul style="list-style-type: none"><li>Includes one acrylic mirror.</li><li>Can be hung from a Belong magnetic hook, or placed in a Belong pouch (specified separately).</li></ul>		<b>To Order, Specify:</b> 1) Product number. (No color specification required.)	
 KUAR				


This page intentionally blank

# X Series 1.5H Filing & Storage — Catalog Logic

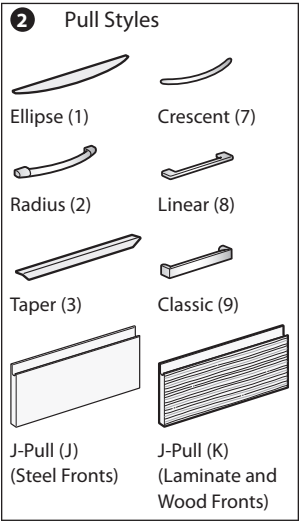


X Series 1.5H Filing & Storage

1.5H Lateral File – Proud Front



JLPD-1530  
(Box - File Proud)



Features

- Includes:
  - One 12”(305mm) high file drawer and one 6”(152mm) high box drawer
  - Factory-installed counterweight
- File drawer includes side-to-side hanging bars that accommodate letter, legal, and EDP suspended file folders.
- Drawer front options include painted, laminate, or wood.
- Laminate fronts can be specified with a painted steel or laminate lockbar.
- Wood fronts can be specified with a painted steel or wood lockbar.
- Optional drawer pulls include Ellipse, Radius, Taper, Crescent, Linear, Classic, and J-Pull.
  - Ellipse pull available in non-Metallic trim colors only
  - Radius pull available in Metallic trim colors only
  - Taper and J-Pull pull trim color matches case trim color
  - Crescent, Linear and Classic pulls are brushed nickel finish
- Drawers have full extension steel ball-bearing slides.
- Drawer interiors and accessories are black finish color.
- Single lock secures both drawers.
- Lock plug is available in black or chrome.
- For lock options, refer to Lock Program section of the Accessories Price List.
- Glides provide 1.5”(38mm) adjustment range.

Specification Tips

- When using one or more 1.5H units to provide guest seating, file top or common file top is required; specified separately.
- Cushion available for use on file top or common file top; specified separately.

To Order, Specify:

Painted Steel Drawer Fronts

- Product number, including:
  - Front/Lockbar Option:**
    - S** Painted steel fronts/painted steel lockbar
  - Pull** (see side bar)
- Trim color for case and front.
- Trim color for pull (Ellipse and Radius only).
  - Ellipse (Non-Metallic trim colors only)
  - Radius (Metallic trim colors only; upcharge for Metallic trim on pull is included in price.)

- Trim color for lock plug.

Laminate Drawer Fronts

- Product number, including:
  - Front/Lockbar Option:**
    - L** Laminate fronts/painted steel lockbar
    - T** Laminate fronts/laminate lockbar, add **\$36.69** list
  - Pull** (see side bar)
- Trim color for case.
- Trim color for pull (Ellipse and Radius only).
  - Ellipse (Non-Metallic trim colors only)
  - Radius (Metallic trim colors only; upcharge for Metallic trim on pull is included in price.)

- Laminate color for drawer fronts.
- Edge trim color for drawer fronts.
- Trim color for lock plug.

Wood Drawer Fronts

- Product number, including:
  - Front/Lockbar Option:**
    - W** Wood fronts/painted steel lockbar
    - R** Wood fronts/wood lockbar, add **\$70.94** list
  - Pull** (see side bar)
- Trim color for case.
- Trim color for pull (Ellipse and Radius only).
  - Ellipse (Non-Metallic trim colors only)
  - Radius (Metallic trim colors only; upcharge for Metallic trim on pull is included in price.)
- Wood finish color for drawer fronts.
- Trim color for lock plug.


**X Series 1.5H Filing & Storage**

1.5H Lateral File – Proud Front


Actual Depth	Actual Width	Pull	Number ① ②	Painted Trim A	Trim B	Laminate A Trim A	Trim B	Laminate B Trim A	Trim B	Wood Group A Trim A	Trim B	Wood Group B Trim A	Trim B
<b>1.5H, 21.5" (546mm) — Box/File</b>													
18.75" (476mm)	29.875" (759mm)	1	JLPD-1530- 1	\$1169.05	\$1264.27	\$1259.23	\$1312.56	\$1266.44	\$1319.77	\$1385.52	\$1438.85	\$1424.07	\$1477.40
		J	JLPD-1530- J	1169.05	1264.27	N/A	N/A	N/A	N/A	N/A	N/A	N/A	N/A
		2, 3	JLPD-1530-	1227.85	1323.07	\$1318.03	\$1371.36	\$1325.24	\$1378.57	\$1444.32	\$1497.65	\$1482.87	\$1536.20
		7, 8, 9	JLPD-1530-	1239.63	1334.85	\$1329.81	\$1383.14	\$1337.02	\$1390.35	\$1456.10	\$1509.43	\$1494.65	\$1547.98
		K	JLPD-1530- K	N/A	N/A	\$1375.42	\$1428.75	\$1382.63	\$1435.96	\$1501.71	\$1555.04	\$1540.26	\$1593.59
	35.875" (911mm)	1	JLPD-1536- 1	\$1370.17	\$1494.01	\$1460.35	\$1519.44	\$1467.56	\$1526.65	\$1630.14	\$1689.23	\$1676.43	\$1735.52
		J	JLPD-1536- J	1370.17	1494.01	N/A	N/A	N/A	N/A	N/A	N/A	N/A	N/A
		2, 3	JLPD-1536-	1428.97	1552.81	\$1519.15	\$1578.24	\$1526.36	\$1585.45	\$1688.94	\$1748.03	\$1735.23	\$1794.32
		7, 8, 9	JLPD-1536-	1440.75	1564.59	\$1530.93	\$1590.02	\$1538.14	\$1597.23	\$1700.72	\$1759.81	\$1747.01	\$1806.10
		K	JLPD-1536- K	N/A	N/A	\$1576.54	\$1635.63	\$1583.75	\$1642.84	\$1746.33	\$1805.42	\$1792.62	\$1851.71
	41.875" (1064mm)	1	JLPD-1542- 1	\$1571.29	\$1723.75	\$1661.47	\$1726.32	\$1668.68	\$1733.53	\$1874.76	\$1939.61	\$1928.79	\$1993.64
		J	JLPD-1542- J	1571.29	1723.75	N/A	N/A	N/A	N/A	N/A	N/A	N/A	N/A
		2, 3	JLPD-1542-	1630.09	1782.55	\$1720.27	\$1785.12	\$1727.48	\$1792.33	\$1933.56	\$1998.41	\$1987.59	\$2052.44
		7, 8, 9	JLPD-1542-	1641.87	1794.33	\$1732.05	\$1796.90	\$1739.26	\$1804.11	\$1945.34	\$2010.19	\$1999.37	\$2064.22
		K	JLPD-1542- K	N/A	N/A	\$1777.66	\$1842.51	\$1784.87	\$1849.72	\$1990.95	\$2055.80	\$2044.98	\$2109.83

X Series 1.5H Filing & Storage

1.5H Combination File – Proud Front





JPCP-1530  
(Box Drawer - 12" Open Proud)





JCPZ-1530  
(6" Open - File Drawer Proud)


2 Pull Styles


  
Ellipse (1)


  
Crescent (7)

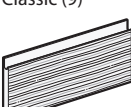
  
Radius (2)

  
Linear (8)

  
Taper (3)

  
Classic (9)

  
J-Pull (J)  
(Steel Fronts)

  
J-Pull (K)  
(Laminate and Wood Fronts)

Features

- Box drawer with 12”(305mm) open includes a 12”(305mm) high open section with a 6”(152mm) high box drawer above.
- 6”(152mm) open with file drawer includes one 12”(305mm) high file drawer with a 6”(152mm) high open section above, and factory-installed counterweight.
- File drawer includes side-to-side hanging bars that accommodate letter, legal, and EDP suspended file folders.
- Drawer front options include painted, laminate, or wood.
- Laminate fronts can be specified with a painted steel or laminate lockbar.
- Wood fronts can be specified with a painted steel or wood lockbar.
- Optional drawer pulls include Ellipse, Radius, Taper, Crescent, Linear, Classic, and J-Pull.
  - Ellipse pull available in non-Metallic trim colors only
  - Radius pull available in Metallic trim colors only
  - Taper and J-Pull pull trim color matches case trim color
  - Crescent, Linear and Classic pulls are brushed nickel finish
- Drawers have full extension steel ball-bearing slides.
- Drawer interiors and accessories are black finish color. Open section interior matches case color.
- Lock plug is available in black or chrome.
- For lock options, refer to Lock Program section of the Accessories Price List.
- Glides provide 1.5”(38mm) adjustment range.

Specification Tips

- When using one or more 1.5H units to provide guest seating, file top or common file top is required; specified separately.
- Cushion available for use on file top or common file top; specified separately.
- For file with open lower section, a base liner can be specified separately to conceal the leveling glide access holes and unused hardware attachment holes in the bottom panel.

To Order, Specify:

Painted Steel Drawer Fronts

- 1) Product number, including:
- 1 Front/Lockbar Option:**
- S** Painted steel fronts/painted steel lockbar
- 2 Pull** (see side bar)
- 2) Trim color for case and front.
- 3) Trim color for pull (Ellipse and Radius only).
  - Ellipse (Non-Metallic trim colors only)
  - Radius (Metallic trim colors only; upcharge for Metallic trim on pull is included in price.)
- 4) Trim color for lock plug.

Laminate Drawer Fronts

- 1) Product number, including:
- 1 Front/Lockbar Option:**
- L** Laminate fronts/painted steel lockbar
- T** Laminate fronts/laminate lockbar, add **\$36.69** list
- 2 Pull** (see side bar)

- 2) Trim color for case.
- 3) Trim color for pull (Ellipse and Radius only).
  - Ellipse (Non-Metallic trim colors only)
  - Radius (Metallic trim colors only; upcharge for Metallic trim on pull is included in price.)
- 4) Laminate color for drawer fronts.
- 5) Edge trim color for drawer fronts.
- 6) Trim color for lock plug.

Wood Drawer Fronts

- 1) Product number, including:
- 1 Front/Lockbar Option:**
- W** Wood fronts/painted steel lockbar
- R** Wood fronts/wood lockbar, add **\$70.94** list
- 2 Pull** (see side bar)
- 2) Trim color for case.
- 3) Trim color for pull (Ellipse and Radius only).
  - Ellipse (Non-Metallic trim colors only)
  - Radius (Metallic trim colors only; upcharge for Metallic trim on pull is included in price.)
- 4) Wood finish color for drawer fronts.
- 5) Trim color for lock plug.

**X Series 1.5H Filing & Storage**


1.5H Combination File – Proud Front

Actual Depth	Actual Width	Pull	Number ① ②	Painted Trim A	Trim B	Laminate A Trim A	Trim B	Laminate B Trim A	Trim B	Wood Group A Trim A	Trim B	Wood Group B Trim A	Trim B
<b>1.5H, 21.5" (546mm) — Box Drawer with 12" (305mm) Open</b>													
18.75" (476mm)	29.875" (759mm)	1	JCPC-1530- 1	\$1163.17	\$1258.39	\$1253.35	\$1306.68	\$1260.56	\$1313.89	\$1379.64	\$1432.97	\$1418.19	\$1471.52
		J	JCPC-1530- J	1163.17	1258.39	N/A	N/A	N/A	N/A	N/A	N/A	N/A	N/A
		2, 3	JCPC-1530-	1192.57	1287.79	\$1282.75	\$1336.08	\$1289.96	\$1343.29	\$1409.04	\$1462.37	\$1447.59	\$1500.92
		7, 8, 9	JCPC-1530-	1198.46	1293.68	1288.64	1341.97	1295.85	1349.18	1414.93	1468.26	1453.48	1506.81
		K	JCPC-1530- K	N/A	N/A	1369.54	1422.87	1376.75	1430.08	1495.83	1549.16	1534.38	1587.71
	35.875" (911mm)	1	JCPC-1536- 1	\$1364.29	\$1488.13	\$1454.47	\$1513.56	\$1461.68	\$1520.77	\$1624.26	\$1683.35	\$1670.55	\$1729.64
		J	JCPC-1536- J	1364.29	1488.13	N/A	N/A	N/A	N/A	N/A	N/A	N/A	N/A
		2, 3	JCPC-1536-	1393.69	1517.53	\$1483.87	\$1542.96	\$1491.08	\$1550.17	\$1653.66	\$1712.75	\$1699.95	\$1759.04
		7, 8, 9	JCPC-1536-	1399.58	1523.42	1489.76	1548.85	1496.97	1556.06	1659.55	1718.64	1705.84	1764.93
		K	JCPC-1536- K	N/A	N/A	1570.66	1629.75	1577.87	1636.96	1740.45	1799.54	1786.74	1845.83
	41.875" (1064mm)	1	JCPC-1542- 1	\$1565.41	\$1717.87	\$1655.59	\$1720.44	\$1662.80	\$1727.65	\$1868.88	\$1933.73	\$1922.91	\$1987.76
		J	JCPC-1542- J	1565.41	1717.87	N/A	N/A	N/A	N/A	N/A	N/A	N/A	N/A
		2, 3	JCPC-1542-	1594.81	1747.27	\$1684.99	\$1749.84	\$1692.20	\$1757.05	\$1898.28	\$1963.13	\$1952.31	\$2017.16
		7, 8, 9	JCPC-1542-	1600.70	1753.16	1690.88	1755.73	1698.09	1762.94	1904.17	1969.02	1958.20	2023.05
		K	JCPC-1542- K	N/A	N/A	1771.78	1836.63	1778.99	1843.84	1985.07	2049.92	2039.10	2103.95
<b>1.5H, 21.5" (546mm) — 6" (152mm) Open with File Drawer</b>													
18.75" (476mm)	29.875" (759mm)	1	JCPZ-1530- 1	\$1169.05	\$1264.27	\$1259.23	\$1312.56	\$1266.44	\$1319.77	\$1385.52	\$1438.85	\$1424.07	\$1477.40
		J	JCPZ-1530- J	1169.05	1264.27	N/A	N/A	N/A	N/A	N/A	N/A	N/A	N/A
		2, 3	JCPZ-1530-	1198.45	1293.67	\$1288.63	\$1341.96	\$1295.84	\$1349.17	\$1414.92	\$1468.25	\$1453.47	\$1506.80
		7, 8, 9	JCPZ-1530-	1204.34	1299.56	1294.52	1347.85	1301.73	1355.06	1420.81	1474.14	1459.36	1512.69
		K	JCPZ-1530- K	N/A	N/A	1375.42	1428.75	1382.63	1435.96	1501.71	1555.04	1540.26	1593.59
	35.875" (911mm)	1	JCPZ-1536- 1	\$1370.17	\$1494.01	\$1460.35	\$1519.44	\$1467.56	\$1526.65	\$1630.14	\$1689.23	\$1676.43	\$1735.52
		J	JCPZ-1536- J	1370.17	1494.01	N/A	N/A	N/A	N/A	N/A	N/A	N/A	N/A
		2, 3	JCPZ-1536-	1399.57	1523.41	\$1489.75	\$1548.84	\$1496.96	\$1556.05	\$1659.54	\$1718.63	\$1705.83	\$1764.92
		7, 8, 9	JCPZ-1536-	1405.46	1529.30	1495.64	1554.73	1502.85	1561.94	1665.43	1724.52	1711.72	1770.81
		K	JCPZ-1536- K	N/A	N/A	1576.54	1635.63	1583.75	1642.84	1746.33	1805.42	1792.62	1851.71
	41.875" (1064mm)	1	JCPZ-1542- 1	\$1571.29	\$1723.75	\$1661.47	\$1726.32	\$1668.68	\$1733.53	\$1874.76	\$1939.61	\$1928.79	\$1993.64
		J	JCPZ-1542- J	1571.29	1723.75	N/A	N/A	N/A	N/A	N/A	N/A	N/A	N/A
		2, 3	JCPZ-1542-	1600.69	1753.15	\$1690.87	\$1755.72	\$1698.08	\$1762.93	\$1904.16	\$1969.01	\$1958.19	\$2023.04
		7, 8, 9	JCPZ-1542-	1606.58	1759.04	1696.76	1761.61	1703.97	1768.82	1910.05	1974.90	1964.08	2028.93
		K	JCPZ-1542- K	N/A	N/A	1777.66	1842.51	1784.87	1849.72	1990.95	2055.80	2044.98	2109.83



X Series 1.5H Filing & Storage


1.5H Storage Cabinet with Hinged Doors – Proud Front





JSPY-1530  
(Hinged Doors Proud)


2


Pull Styles


  
Ellipse (1)

  
Crescent (7)

  
Radius (2)

  
Linear (8)

  
Taper (3)

  
Classic (9)

2

No Pulls

Touch Latch Doors =  
(J) Painted steel front,  
(K) Laminate and Wood fronts.

Features

- Includes full-height hinged doors and one shelf that adjusts in 6”(152mm) increments.
- Door front options include painted, laminate, or wood.
- Laminate fronts can be specified with a painted steel or laminate lockbar.
- Wood fronts can be specified with a painted steel or wood lockbar.
- Optional door pulls include Ellipse, Radius, Taper, Crescent, Linear, Classic, and No Pull (touch latch).
  - Ellipse pull available in non-Metallic trim colors only.
  - Radius pull available in Metallic trim colors only.
  - Taper pull trim color matches case color.
  - Crescent, Linear and Classic pulls are brushed nickel finish.
- Interior and shelf match case color.
- Single lock secures both doors.
- Lock plug is available in black or chrome.
- For lock options, refer to Lock Program section of the Accessories Price List.
- Glides provide 1.5”(38mm) adjustment range.

Specification Tips

- When using one or more 1.5H units to provide guest seating, file top or common file top is required; specified separately.
- Cushion available for use on file top or common file top; specified separately.
- Additional shelves can be specified separately.

To Order, Specify:

Painted Steel Door Fronts

- 1) Product number, including:

1 Front/Lockbar Option:

**S** Painted steel fronts/painted steel lockbar

2 Pull (see side bar)

- 2) Trim color for case and front.
- 3) Trim color for pull (Ellipse and Radius only).
  - Ellipse (Non-Metallic trim colors only)
  - Radius (Metallic trim colors only; upcharge for Metallic trim on pull is included in price.)

- 4) Trim color for lock plug.

Laminate Door Fronts

- 1) Product number, including:

1 Front/Lockbar Option:

**L** Laminate fronts/painted steel lockbar

**T** Laminate fronts/laminate lockbar, add **\$36.69** list

2 Pull (see side bar)

- 2) Trim color for case.
- 3) Trim color for pull (Ellipse and Radius only).
  - Ellipse (Non-Metallic trim colors only)
  - Radius (Metallic trim colors only; upcharge for Metallic trim on pull is included in price.)

- 4) Laminate color for door fronts.

- 5) Edge trim color for door fronts.

- 6) Trim color for lock plug.

Wood Door Fronts

- 1) Product number, including:

1 Front/Lockbar Option:

**W** Wood fronts/painted steel lockbar

**R** Wood fronts/wood lockbar, add **\$70.94** list

2 Pull (see side bar)

- 2) Trim color for case.
- 3) Trim color for pull (Ellipse and Radius only).
  - Ellipse (Non-Metallic trim colors only)
  - Radius (Metallic trim colors only; upcharge for Metallic trim on pull is included in price.)

- 4) Wood finish color for door fronts.

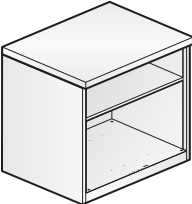
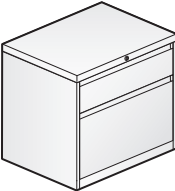
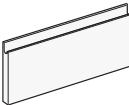
- 5) Trim color for lock plug.

**X Series 1.5H Filing & Storage**

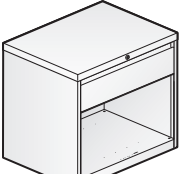
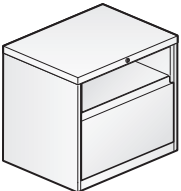
1.5H Storage Cabinet with Hinged Doors – Proud Front

Actual Depth	Actual Width	Pull	Number ① ②	Painted Trim A	Trim B	Laminate A Trim A	Trim B	Laminate B Trim A	Trim B	Wood Group A Trim A	Trim B	Wood Group B Trim A	Trim B
<b>1.5H, 21.5" (546mm) — Hinged Doors</b>													
18.75" (476mm)	29.875" (759mm)	1	JSPY-1530- 1	\$1058.49	\$1153.71	\$1148.67	\$1202.00	\$1155.88	\$1209.21	\$1274.96	\$1328.29	\$1313.51	\$1366.84
		J	JSPY-1530- J	1058.49	1153.71	N/A	N/A	N/A	N/A	N/A	N/A	N/A	N/A
		2, 3	JSPY-1530-	1117.29	1212.51	\$1207.47	\$1260.80	\$1214.68	\$1268.01	\$1333.76	\$1387.09	\$1372.31	\$1425.64
		7, 8, 9	JSPY-1530-	1129.07	1224.29	1219.25	1272.58	1226.46	1279.79	1345.54	1398.87	1384.09	1437.42
		K	JSPY-1530- K	N/A	N/A	1148.67	1202.00	1155.88	1209.21	1274.96	1328.29	1313.51	1366.84
	35.875" (911mm)	1	JSPY-1536- 1	\$1259.61	\$1383.45	\$1349.79	\$1408.88	\$1357.00	\$1416.09	\$1519.58	\$1578.67	\$1565.87	\$1624.96
		J	JSPY-1536- J	1259.61	1383.45	N/A	N/A	N/A	N/A	N/A	N/A	N/A	N/A
		2, 3	JSPY-1536-	1318.41	1442.25	\$1408.59	\$1467.68	\$1415.80	\$1474.89	\$1578.38	\$1637.47	\$1624.67	\$1683.76
		7, 8, 9	JSPY-1536-	1330.19	1454.03	1420.37	1479.46	1427.58	1486.67	1590.16	1649.25	1636.45	1695.54
		K	JSPY-1536- K	N/A	N/A	1349.79	1408.88	1357.00	1416.09	1519.58	1578.67	1565.87	1624.96
	41.875" (1064mm)	1	JSPY-1542- 1	\$1460.73	\$1613.19	\$1550.91	\$1615.76	\$1558.12	\$1622.97	\$1764.20	\$1829.05	\$1818.23	\$1883.08
		J	JSPY-1542- J	1460.73	1613.19	N/A	N/A	N/A	N/A	N/A	N/A	N/A	N/A
		2, 3	JSPY-1542-	1519.53	1671.99	\$1609.71	\$1674.56	\$1616.92	\$1681.77	\$1823.00	\$1887.85	\$1877.03	\$1941.88
		7, 8, 9	JSPY-1542-	1531.31	1683.77	1621.49	1686.34	1628.70	1693.55	1834.78	1899.63	1888.81	1953.66
		K	JSPY-1542- K	N/A	N/A	1550.91	1615.76	1558.12	1622.97	1764.20	1829.05	1818.23	1883.08

## X Series 1.5H Filing & Storage

	Actual Depth	Actual Width	Pull	Number	Trim A	B
<b>1.5H Open Storage Case – Proud Top</b>  JSPN-1530 (Open Proud Top)	<b>1.5H, 21.5″(546mm), Open</b>					
	18.75″(476mm)	29.875″(759mm)		JSPN-1530	\$ 882.08	\$ 935.41
		35.875″(911mm)		JSPN-1536	1083.20	1142.29
		41.875″(1064mm)		JSPN-1542	1284.32	1349.17
<b>Features</b> <ul style="list-style-type: none"><li>Includes a proud top that overhangs the front of the case by 0.75″(19mm), and an open interior with adjustable shelf that adjusts in 6″(152mm) increments.</li><li>Interior and shelf match case color.</li></ul>						
<b>To Order, Specify:</b> <ul style="list-style-type: none"><li>1) Product number.</li><li>2) Trim color for case.</li></ul>						
<b>Specification Tips</b> <ul style="list-style-type: none"><li>When using one or more 1.5H units to provide guest seating, file top or common file top is required; specified separately.</li><li>Cushion available for use on file top or common file top; specified separately.</li><li>Additional shelves can be specified separately.</li><li>Bottom liner can be specified separately to conceal the leveling glide access holes and unused hardware attachment holes in the bottom panel.</li></ul>						
<b>1.5H Lateral File – Inset Front</b>  JLRD-1530 (Box - File Inset)	<b>1.5H, 21.5″(546mm), Box/File</b>					
	18″(457mm)	29.875″(759mm)	J	JLRD-1530-SJ	\$1169.05	\$1264.27
		35.875″(911mm)	J	JLRD-1536-SJ	1370.17	1494.01
		41.875″(1064mm)	J	JLRD-1542-SJ	1571.29	1723.75
<b>Features</b> <ul style="list-style-type: none"><li>Includes:<ul style="list-style-type: none"><li>–One 12″(305mm) high file drawer and one 6″(152mm) high box drawer</li><li>–Factory-installed counterweight</li></ul></li><li>File drawer includes side-to-side hanging bars that accommodate letter, legal, and EDP suspended file folders.</li><li>Drawers have full extension steel ball-bearing slides.</li><li>Drawer interiors and accessories are black finish color.</li><li>Lock plugs are available in black or chrome.</li><li>For lock options, refer to Lock Program section of the Accessories Price List.</li><li>Glides provide 1.5″(38mm) adjustment range.</li></ul>						
<b>To Order, Specify:</b> <ul style="list-style-type: none"><li>1) Product number.</li><li>2) Trim color for case and front.</li><li>3) Trim color for lock plug.</li></ul>						
<b>Specification Tips</b> <ul style="list-style-type: none"><li>When using one or more 1.5H units to provide guest seating, file top or common file top is required; specified separately.</li><li>Cushion available for use on file top or common file top; specified separately.</li></ul>						
<b>Pull Style</b>  J-Pull (J) (Steel Fronts)						

# X Series 1.5H Filing & Storage

	Actual Depth	Width	Pull	Number	Trim A	B
<b>1.5H Combination File – Inset Front</b>   JCRC-1530 (Box Drawer - 12" Open Inset)   JCRZ-1530 (6" Open - File Drawer Inset)	<b>1.5H, 21.5" (546mm), Box Drawer with 12" (305mm) Open</b>					
	18" (457mm)	29.875" (759mm)	J	JCRC-1530-SJ	\$1163.17	\$1258.39
		35.875" (911mm)	J	JCRC-1536-SJ	1364.29	1488.13
		41.875" (1064mm)	J	JCRC-1542-SJ	1565.41	1717.87
	<b>1.5H, 21.5" (546mm), 6" (152mm) Open with File Drawer</b>					
	18" (457mm)	29.875" (759mm)	J	JCRZ-1530-SJ	\$1169.05	\$1264.27
		35.875" (911mm)	J	JCRZ-1536-SJ	1370.17	1494.01
		41.875" (1064mm)	J	JCRZ-1542-SJ	1571.29	1723.75

## Features

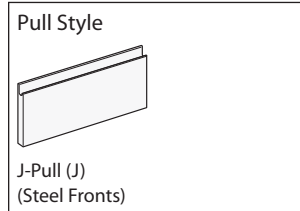
- Box drawer with 12" (305mm) open includes a 12" (305mm) high open section with a 6" (152mm) high box drawer above.
- 6" (152mm) open with file drawer includes one 12" (305mm) high file drawer with a 6" (152mm) high open section above, and factory-installed counterweight.
- File drawer includes side-to-side hanging bars that accommodate letter, legal, and EDP suspended file folders.
- Drawers have full extension steel ball-bearing slides.
- Drawer interiors and accessories are black finish color. Open section interior matches case color.
- Lock plugs are available in black or chrome.
- For lock options, refer to Lock Program section of the Accessories Price List.
- Glides provide 1.5" (38mm) adjustment range.

## To Order, Specify:

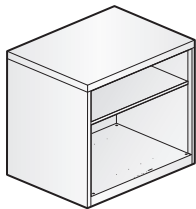
- Product number.
- Trim color for case and front.
- Trim color for lock plug.

## Specification Tips

- When using one or more 1.5H units to provide guest seating, file top or common file top is required; specified separately.
- Cushion available for use on file top or common file top; specified separately.
- For file with open lower section, a base liner can be specified separately to conceal the leveling glide access holes and unused hardware attachment holes in the bottom panel.



## 1.5H Open Storage Case – Inset Top



JSRN-1530  
(Open Inset Top)

Depth	Width	Number	Trim A	B
<b>1.5H, 21.5" (546mm), Open</b>				
18" (457mm)	30" (762mm)	JSRN-1530	\$ 882.08	\$ 935.41
	36" (914mm)	JSRN-1536	1083.20	1142.29
	42" (1067mm)	JSRN-1542	1284.32	1349.17

## Features

- Includes an inset top that matches the depth of the case and an open interior with adjustable shelf that adjusts in 6" (152mm) increments.
- Interior and shelf match case color.

## To Order, Specify:

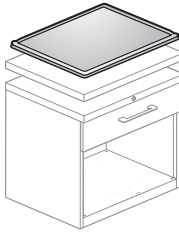
- Product number.
- Trim color for case.

## Specification Tips

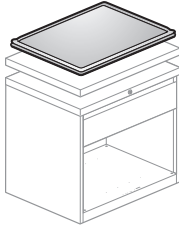
- When using one or more 1.5H units to provide guest seating, file top or common file top is required; specified separately.
- Cushion available for use on file top or common file top; specified separately.
- Additional shelves can be specified separately.
- Bottom liner can be specified separately to conceal the leveling glide access holes and unused hardware attachment holes in the bottom panel.

# X Series 1.5H Filing & Storage

## Accessories



JPFC-1830-F  
(Proud Front)



JRFC-1830-F  
(Inset Front)

Depth	Width	Number	Fabric Grade		C	D
For Proud Front Filing/Storage						
18.75"(476mm)	24"(610mm)	JPFC-1824-F	\$483.38	\$554.36	\$634.79	\$ 719.98
	30"(762mm)	JPFC-1830-F	557.12	639.20	732.17	830.68
	36"(914mm)	JPFC-1836-F	630.86	724.04	829.55	941.38
	42"(1067mm)	JPFC-1842-F	704.60	808.88	926.93	1052.08
For Inset Front Filing/Storage						
18"(457mm)	24"(610mm)	JRFC-1824-F	\$473.21	\$544.19	\$624.62	\$ 709.81
	30"(762mm)	JRFC-1830-F	546.95	629.03	722.00	820.51
	36"(914mm)	JRFC-1836-F	620.69	713.87	819.38	931.21
	42"(1067mm)	JRFC-1842-F	694.43	798.71	916.76	1041.91

### Features

- Includes one cushion and Slip-Fit pad.
- Cushion is 0.75"(19mm) thick and cover-stitched around edges.
- Cushion is reversible.
- COM yardage:
  - 30"(762mm) wide - 1 yard
  - 36"(914mm) wide - 1.25 yards
  - 42"(1067mm) wide - 1.5 yards

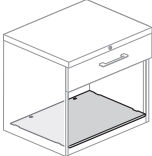
### To Order, Specify:

- Product number.
- Fabric surface/color.

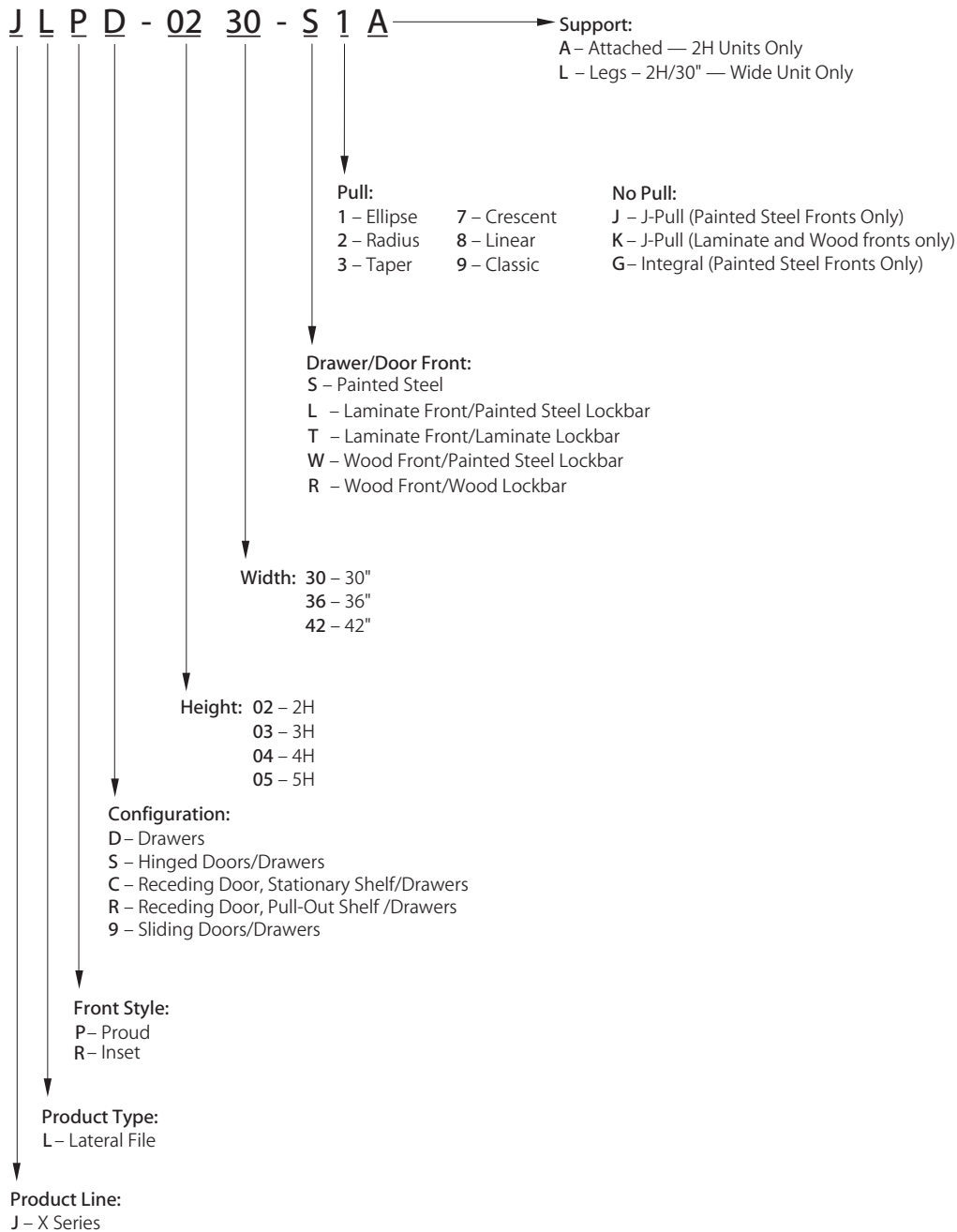
---

### Specification Tips

- When using cushion on X Series filing and storage to provide guest seating, a file top or common file top is required; specified separately.
- Can be used on other X Series Filing and Storage.

	Depth	Width	Number	Trim	
				A	B
<b>Base Liner</b>   JNAB-30-S	18"(457mm)	30"(762mm)	JNAB-30-S	\$62.35	\$78.02
		36"(914mm)	JNAB-36-S	67.67	86.94
		42"(1067mm)	JNAB-42-S	72.99	95.86
<b>Features</b>			<b>To Order, Specify:</b>		
<ul style="list-style-type: none"> <li>Includes a painted steel base liner.</li> <li>Fits into the lower open storage section of the following products:               <ul style="list-style-type: none"> <li>-1.5H combination unit (proud front or inset front)</li> <li>-1.5H open storage case (proud front or inset front)</li> <li>-Cubby combination locker with open lower section</li> </ul> </li> <li>Conceals the leveling glide access holes and unused hardware attachment holes in the bottom panel.</li> </ul>			1) Product number. 2) Trim color.		
<b>Specification Tip</b>					
<ul style="list-style-type: none"> <li>Match liner width to storage width.</li> </ul>					

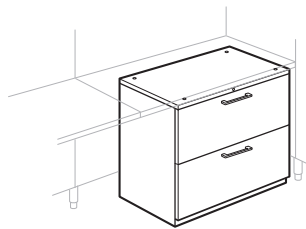
# X Series Lateral Files — Catalog Logic



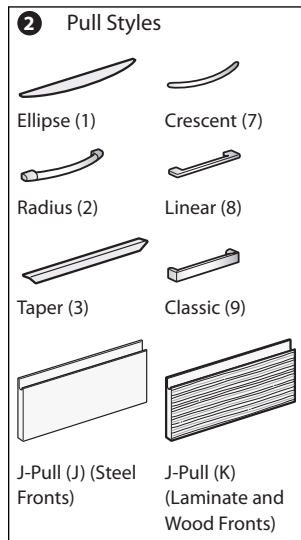
# X Series Lateral Files — Attached

2H Lateral File – Proud Style – Attached

Actual Depth	Actual Width	Pull	Number ① ②	Painted Trim A	Trim B	Laminate A Trim A	Trim B	Laminate B Trim A	Trim B	Wood Group A Trim A	Trim B	Wood Group B Trim A	Trim B
<b>2H, 27.5" (699mm)</b>													
18.75" (476mm)	29.875" (759mm)	1	JLPD-0230-1A	\$ 927.15	\$1020.10	\$1039.69	\$1108.18	\$1161.20	\$1229.69	\$1143.64	\$1212.13	\$1186.47	\$1254.96
		J	JLPD-0230-JA	927.15	1020.10	N/A	N/A	N/A	N/A	N/A	N/A	N/A	N/A
		2, 3	JLPD-0230-A	988.31	1081.26	1100.85	1169.34	1222.36	1290.85	1204.80	1273.29	1247.63	1316.12
		7, 8, 9	JLPD-0230-A	1000.53	1093.48	1113.07	1181.56	1234.58	1303.07	1217.02	1285.51	1259.85	1328.34
		K	JLPD-0230-KA	N/A	N/A	1272.07	1340.56	1393.58	1462.07	1376.02	1444.51	1418.85	1487.34
18.75" (476mm)	35.875" (911mm)	1	JLPD-0236-1A	\$1083.70	\$1188.88	\$1218.26	\$1294.08	\$1341.53	\$1417.35	\$1343.02	\$1418.84	\$1391.94	\$1467.76
		J	JLPD-0236-JA	1083.70	1188.88	N/A	N/A	N/A	N/A	N/A	N/A	N/A	N/A
		2, 3	JLPD-0236-A	1144.86	1250.04	1279.42	1355.24	1402.69	1478.51	1404.18	1480.00	1453.10	1528.92
		7, 8, 9	JLPD-0236-A	1157.08	1262.26	1291.64	1367.46	1414.91	1490.73	1416.40	1492.22	1465.32	1541.14
		K	JLPD-0236-KA	N/A	N/A	1450.64	1526.46	1573.91	1649.73	1575.40	1651.22	1624.32	1700.14
18.75" (476mm)	41.875" (1064mm)	1	JLPD-0242-1A	\$1240.25	\$1357.66	\$1396.83	\$1479.98	\$1521.86	\$1605.01	\$1542.40	\$1625.55	\$1597.41	\$1680.56
		J	JLPD-0242-JA	1240.25	1357.66	N/A	N/A	N/A	N/A	N/A	N/A	N/A	N/A
		2, 3	JLPD-0242-A	1301.41	1418.82	1457.99	1541.14	1583.02	1666.17	1603.56	1686.71	1658.57	1741.72
		7, 8, 9	JLPD-0242-A	1313.63	1431.04	1470.21	1553.36	1595.24	1678.39	1615.78	1698.93	1670.79	1753.94
		K	JLPD-0242-KA	N/A	N/A	1629.21	1712.36	1754.24	1837.39	1774.78	1857.93	1829.79	1912.94



JLPD-S1A



## Features

- Includes attachment hardware.
- Each 12" (305mm)-high drawer includes side-to-side hanging bars that accommodate letter, legal, EDP, international A4, and foolscap suspended file folders.
- Drawer front options include painted, laminate, or wood.
- Laminate fronts can be specified with a painted steel or laminate lockbar.
- Wood fronts can be specified with a painted steel or wood lockbar.
- Optional drawer pulls include Ellipse, Radius, Taper, Crescent, Linear, Classic and J-Pull.
  - Ellipse pull available in non-metallic trim colors only
  - Radius pull available in metallic trim colors only
  - Taper and J-Pull trim color matches case trim color
  - Crescent, Linear and Classic pulls are brushed nickel finish
- Drawers have full extension steel ball-bearing slides.
- Drawer interiors and accessories are black finish color.
- Single lock secures all drawers.
- Lock plug is available in black or chrome.
- For lock options, refer to Lock Program section of the Accessories Price List.
- Glides provide 1.5" (38mm) adjustment range.

## Specification Tips

- Must be attached under a worksurface 20" (508mm) deep or deeper.
- When using lateral file to support one end of a worksurface in a panel system application, secure the worksurface to the panel using a corner bracket or cantilever; specified separately.
- When attaching a panel-hung worksurface up to 2" (51mm) higher than standard mounting height, use a worksurface height adjustment kit, specified separately.
- Additional accessories are available and can be specified separately.

## To Order, Specify:

### Painted Steel Drawer Fronts

- Product number, including:

#### ① Front/Lockbar Option:

- S** Painted steel fronts/painted steel lockbar

#### ② Pull (see side bar)

- Trim color for drawer fronts and case.

## To Order, Specify (cont'd):

- Trim color for pull (Ellipse and Radius only).
  - Ellipse (Non-Metallic trim colors only)
  - Radius (Metallic trim colors only; upcharge for Metallic trim on pull is included in price.)

- Trim color for lock plug.

### Laminate Drawer Fronts

- Product number, including:

#### ① Front/Lockbar Option:

- L** Laminate fronts/painted steel lockbar  
**T** Laminate fronts/laminate lockbar, add \$36.69 list

#### ② Pull (see side bar)

- Trim color for case.
- Trim color for pull (Ellipse and Radius only).
  - Ellipse (Non-Metallic trim colors only)
  - Radius (Metallic trim colors only; upcharge for Metallic trim on pull is included in price.)
- Laminate color for drawer fronts.
- Edge trim color for drawer fronts.
- Trim color for lock plug.

### Wood Drawer Fronts

- Product number, including:

#### ① Front/Lockbar Option:

- W** Wood fronts/painted steel lockbar  
**R** Wood fronts/wood lockbar, add \$70.94 list

#### ② Pull (see side bar)

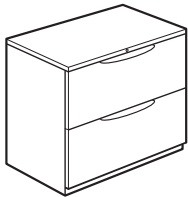
- Trim color for case.
- Trim color for pull (Ellipse and Radius only).
  - Ellipse (Non-Metallic trim colors only)
  - Radius (Metallic trim colors only; upcharge for Metallic trim on pull is included in price.)
- Wood finish for drawer fronts.
- Trim color for lock plug.



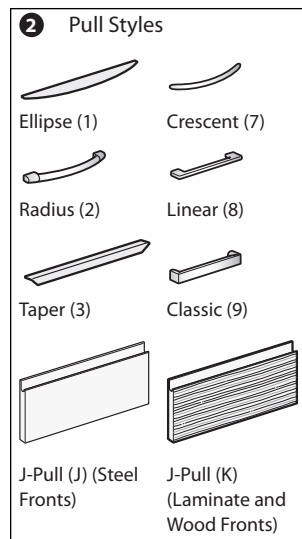
# X Series Lateral Files — Freestanding

2H Lateral File – Proud Style

Actual Depth	Actual Width	Pull	Number ① ②	Painted Trim A	Trim B	Laminate A Trim A	Trim B	Laminate B Trim A	Trim B	Wood Group A Trim A	Trim B	Wood Group B Trim A	Trim B
<b>2H, 27.5" (699mm)</b>													
18.75" (476mm)	29.875" (759mm)	1	JLPD-0230- 1	\$1062.92	\$1155.87	\$1175.46	\$1243.95	\$1296.97	\$1365.46	\$1279.41	\$1347.90	\$1322.24	\$1390.73
		J	JLPD-0230- J	1062.92	1155.87	N/A	N/A	N/A	N/A	N/A	N/A	N/A	N/A
		2, 3	JLPD-0230- 2, 3	1124.08	1217.03	1236.62	1305.11	1358.13	1426.62	1340.57	1409.06	1383.40	1451.89
		7, 8, 9	JLPD-0230- 7, 8, 9	1136.30	1229.25	1248.84	1317.33	1370.35	1438.84	1352.79	1421.28	1395.62	1464.11
		K	JLPD-0230- K	N/A	N/A	1407.84	1476.33	1529.35	1597.84	1511.79	1580.28	1554.62	1623.11
18.75" (476mm)	35.875" (911mm)	1	JLPD-0236- 1	\$1246.39	\$1351.57	\$1380.95	\$1456.77	\$1504.22	\$1580.04	\$1505.71	\$1581.53	\$1554.63	\$1630.45
		J	JLPD-0236- J	1246.39	1351.57	N/A	N/A	N/A	N/A	N/A	N/A	N/A	N/A
		2, 3	JLPD-0236- 2, 3	1307.55	1412.73	1442.11	1517.93	1565.38	1641.20	1566.87	1642.69	1615.79	1691.61
		7, 8, 9	JLPD-0236- 7, 8, 9	1319.77	1424.95	1454.33	1530.15	1577.60	1653.42	1579.09	1654.91	1628.01	1703.83
		K	JLPD-0236- K	N/A	N/A	1613.33	1689.15	1736.60	1812.42	1738.09	1813.91	1787.01	1862.83
18.75" (476mm)	41.875" (1064mm)	1	JLPD-0242- 1	\$1429.86	\$1547.27	\$1586.44	\$1669.59	\$1711.47	\$1794.62	\$1732.01	\$1815.16	\$1787.02	\$1870.17
		J	JLPD-0242- J	1429.86	1547.27	N/A	N/A	N/A	N/A	N/A	N/A	N/A	N/A
		2, 3	JLPD-0242- 2, 3	1491.02	1608.43	1647.60	1730.75	1772.63	1855.78	1793.17	1876.32	1848.18	1931.33
		7, 8, 9	JLPD-0242- 7, 8, 9	1503.24	1620.65	1659.82	1742.97	1784.85	1868.00	1805.39	1888.54	1860.40	1943.55
		K	JLPD-0242- K	N/A	N/A	1818.82	1901.97	1943.85	2027.00	1964.39	2047.54	2019.40	2102.55



JLPD-51



## Features

- Includes factory-installed counterweight.
- Each 12" (305mm)-high drawer includes side-to-side hanging bars that accommodate letter, legal, EDP, international A4, and foolscap suspended file folders.
- Drawer front options include painted, laminate, or wood.
- Laminate fronts can be specified with a painted steel or laminate lockbar.
- Wood fronts can be specified with a painted steel or wood lockbar.
- Optional drawer pulls include Ellipse, Radius, Taper, Crescent, Linear, Classic and J-Pull.
  - Ellipse pull available in non-metallic trim colors only
  - Radius pull available in metallic trim colors only
  - Taper and J-Pull trim color matches case trim color
  - Crescent, Linear and Classic pulls are brushed nickel finish
- Drawers have full extension steel ball-bearing slides.
- Drawer interiors and accessories are black finish color.
- Single lock secures all drawers.
- Lock plug is available in black or chrome.
- For lock options, refer to Lock Program section of the Accessories Price List.
- Glides provide 1.5" (38mm) adjustment range.

## Specification Tip

- Additional accessories are available and can be specified separately.

## To Order, Specify:

### Painted Steel Drawer Fronts

- Product number, including:

### ① Front/Lockbar Option:

- S** Painted steel fronts/painted steel lockbar

### ② Pull (see side bar)

- Trim color for drawer fronts and case.
- Trim color for pull (Ellipse and Radius only).
  - Ellipse (Non-Metallic trim colors only)
  - Radius (Metallic trim colors only; upcharge for Metallic trim on pull is included in price.)
- Trim color for lock plug.

## To Order, Specify (cont'd):

### Laminate Drawer Fronts

- Product number, including:

### ① Front/Lockbar Option:

- L** Laminate fronts/painted steel lockbar
- T** Laminate fronts/laminate lockbar, add \$36.69 list

### ② Pull (see side bar)

- Trim color for case.
- Trim color for pull (Ellipse and Radius only).
  - Ellipse (Non-Metallic trim colors only)
  - Radius (Metallic trim colors only; upcharge for Metallic trim on pull is included in price.)
- Laminate color for drawer fronts.
- Edge trim color for drawer fronts.
- Trim color for lock plug.

### Wood Drawer Fronts

- Product number, including:

### ① Front/Lockbar Option:

- W** Wood fronts/painted steel lockbar
- R** Wood fronts/wood lockbar, add \$70.94 list


### ② Pull (see side bar)

- Trim color for case.
- Trim color for pull (Ellipse and Radius only).
  - Ellipse (Non-Metallic trim colors only)
  - Radius (Metallic trim colors only; upcharge for Metallic trim on pull is included in price.)
- Wood finish for drawer fronts.
- Trim color for lock plug.

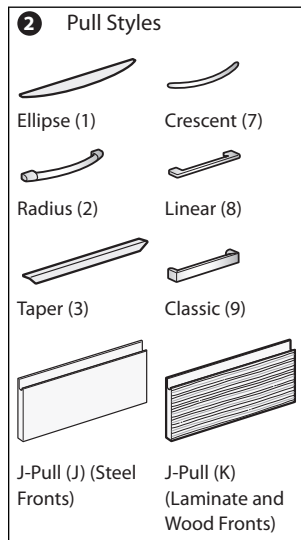
# X Series Lateral Files — Freestanding

## 3H Lateral File – Proud Style

Actual Depth	Actual Width	Pull	Number ① ②	Painted Trim A	Trim B	Laminate A Trim A	Trim B	Laminate B Trim A	Trim B	Wood Group A Trim A	Trim B	Wood Group B Trim A	Trim B
<b>3H, 39.5" (1003mm)</b>													
18.75" (476mm)	29.875" (759mm)	1	JLPD-0330- 1	\$1250.19	\$1377.40	\$1451.99	\$1544.95	\$1669.95	\$1762.91	\$1637.93	\$1730.89	\$1686.85	\$1779.81
		J	JLPD-0330- J	1250.19	1377.40	N/A	N/A	N/A	N/A	N/A	N/A	N/A	N/A
		2, 3	JLPD-0330- 2, 3	1341.93	1469.14	1543.73	1636.69	1761.69	1854.65	1729.67	1822.63	1778.59	1871.55
		7, 8, 9	JLPD-0330- 7, 8, 9	1360.26	1487.47	1562.06	1655.02	1780.02	1872.98	1748.00	1840.96	1796.92	1889.88
		K	JLPD-0330- K	N/A	N/A	1800.56	1893.52	2018.52	2111.48	1986.50	2079.46	2035.42	2128.38
18.75" (476mm)	35.875" (911mm)	1	JLPD-0336- 1	\$1447.11	\$1591.43	\$1680.70	\$1783.44	\$1901.21	\$2003.95	\$1896.00	\$1998.74	\$1944.92	\$2047.66
		J	JLPD-0336- J	1447.11	1591.43	N/A	N/A	N/A	N/A	N/A	N/A	N/A	N/A
		2, 3	JLPD-0336- 2, 3	1538.85	1683.17	1772.44	1875.18	1992.95	2095.69	1987.74	2090.48	2036.66	2139.40
		7, 8, 9	JLPD-0336- 7, 8, 9	1557.18	1701.50	1790.77	1893.51	2011.28	2114.02	2006.07	2108.81	2054.99	2157.73
		K	JLPD-0336- K	N/A	N/A	2029.27	2132.01	2249.78	2352.52	2244.57	2347.31	2293.49	2396.23
18.75" (476mm)	41.875" (1064mm)	1	JLPD-0342- 1	\$1644.03	\$1805.46	\$1909.41	\$2021.93	\$2132.47	\$2244.99	\$2154.07	\$2266.59	\$2202.99	\$2315.51
		J	JLPD-0342- J	1644.03	1805.46	N/A	N/A	N/A	N/A	N/A	N/A	N/A	N/A
		2, 3	JLPD-0342- 2, 3	1735.77	1897.20	2001.15	2113.67	2224.21	2336.73	2245.81	2358.33	2294.73	2407.25
		7, 8, 9	JLPD-0342- 7, 8, 9	1754.10	1915.53	2019.48	2132.00	2242.54	2355.06	2264.14	2376.66	2313.06	2425.58
		K	JLPD-0342- K	N/A	N/A	2257.98	2370.50	2481.04	2593.56	2502.64	2615.16	2551.56	2664.08



JLPD-S1



### Features

- Each 12" (305mm)-high drawer includes side-to-side hanging bars that accommodate letter, legal, EDP, international A4, and foolscap suspended file folders.
- Drawer front options include painted, laminate, or wood.
- Laminate fronts can be specified with a painted steel or laminate lockbar.
- Wood fronts can be specified with a painted steel or wood lockbar.
- Optional drawer pulls include Ellipse, Radius, Taper, Crescent, Linear, Classic and J-Pull.
  - Ellipse pull available in non-metallic trim colors only
  - Radius pull available in metallic trim colors only
  - Taper and J-Pull trim color matches case trim color
  - Crescent, Linear and Classic pulls are brushed nickel finish
- Drawers have full extension steel ball-bearing slides.
- Drawer interiors and accessories are black finish color.
- Single lock secures all drawers.
- Lock plug is available in black or chrome.
- For lock options, refer to Lock Program section of the Accessories Price List.
- Glides provide 1.5" (38mm) adjustment range.

### Specification Tips

- A separately specified counterweight is recommended when lateral file is not ganged to another file or anchored to a fixed object.
- Additional accessories are available and can be specified separately.

### To Order, Specify:

#### Painted Steel Drawer Fronts

- Product number, including:

#### ① Front/Lockbar Option:

- S** Painted steel fronts/painted steel lockbar

#### ② Pull (see side bar)

- Trim color for drawer fronts and case.
- Trim color for pull (Ellipse and Radius only).
  - Ellipse (Non-Metallic trim colors only)
  - Radius (Metallic trim colors only; upcharge for Metallic trim on pull is included in price.)
- Trim color for lock plug.

### To Order, Specify (cont'd):

#### Laminate Drawer Fronts

- Product number, including:

#### ① Front/Lockbar Option:

- L** Laminate fronts/painted steel lockbar
- T** Laminate fronts/laminate lockbar, add \$36.69 list

#### ② Pull (see side bar)

- Trim color for case.
- Trim color for pull (Ellipse and Radius only).
  - Ellipse (Non-Metallic trim colors only)
  - Radius (Metallic trim colors only; upcharge for Metallic trim on pull is included in price.)
- Laminate color for drawer fronts.
- Edge trim color for drawer fronts.
- Trim color for lock plug.

#### Wood Drawer Fronts

- Product number, including:

#### ① Front/Lockbar Option:

- W** Wood fronts/painted steel lockbar
- R** Wood fronts/wood lockbar, add \$70.94 list

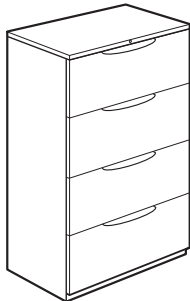
#### ② Pull (see side bar)

- Trim color for case.
- Trim color for pull (Ellipse and Radius only).
  - Ellipse (Non-Metallic trim colors only)
  - Radius (Metallic trim colors only; upcharge for Metallic trim on pull is included in price.)
- Wood finish for drawer fronts.
- Trim color for lock plug.

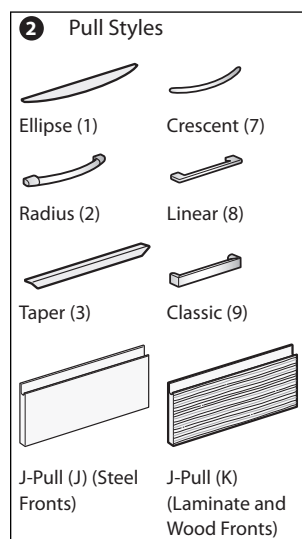
# X Series Lateral Files — Freestanding

4H Lateral File – Proud Style

Actual Depth	Actual Width	Pull	Number ① ②	Painted Trim A	Trim B	Laminate A Trim A	Trim B	Laminate B Trim A	Trim B	Wood Group A Trim A	Trim B	Wood Group B Trim A	Trim B
<b>4H, 51.5" (1308mm)</b>													
18.75" (476mm)	29.875" (759mm)	1	JLPD-0430- 1	\$1573.23	\$1734.67	\$1772.61	\$1890.02	\$1979.64	\$2097.05	\$1957.29	\$2074.70	\$2022.11	\$2139.52
		J	JLPD-0430- J	1573.23	1734.67	N/A	N/A	N/A	N/A	N/A	N/A	N/A	N/A
		2, 3	JLPD-0430-	1695.55	1856.99	1894.93	2012.34	2101.96	2219.37	2079.61	2197.02	2144.43	2261.84
		7, 8, 9	JLPD-0430-	1719.99	1881.43	1919.37	2036.78	2126.40	2243.81	2104.05	2221.46	2168.87	2286.28
		K	JLPD-0430- K	N/A	N/A	2237.37	2354.78	2444.40	2561.81	2422.05	2539.46	2486.87	2604.28
18.75" (476mm)	35.875" (911mm)	1	JLPD-0436- 1	\$1852.11	\$2034.34	\$2089.42	\$2219.06	\$2299.48	\$2429.12	\$2309.56	\$2439.20	\$2381.71	\$2511.35
		J	JLPD-0436- J	1852.11	2034.34	N/A	N/A	N/A	N/A	N/A	N/A	N/A	N/A
		2, 3	JLPD-0436-	1974.43	2156.66	2211.74	2341.38	2421.80	2551.44	2431.88	2561.52	2504.03	2633.67
		7, 8, 9	JLPD-0436-	1998.87	2181.10	2236.18	2365.82	2446.24	2575.88	2456.32	2585.96	2528.47	2658.11
		K	JLPD-0436- K	N/A	N/A	2554.18	2683.82	2764.24	2893.88	2774.32	2903.96	2846.47	2976.11
18.75" (476mm)	41.875" (1064mm)	1	JLPD-0442- 1	\$2130.99	\$2334.01	\$2406.23	\$2548.10	\$2619.32	\$2761.19	\$2661.83	\$2803.70	\$2741.31	\$2883.18
		J	JLPD-0442- J	2130.99	2334.01	N/A	N/A	N/A	N/A	N/A	N/A	N/A	N/A
		2, 3	JLPD-0442-	2253.31	2456.33	2528.55	2670.42	2741.64	2883.51	2784.15	2926.02	2863.63	3005.50
		7, 8, 9	JLPD-0442-	2277.75	2480.77	2552.99	2694.86	2766.08	2907.95	2808.59	2950.46	2888.07	3029.94
		K	JLPD-0442- K	N/A	N/A	2870.99	3012.86	3084.08	3225.95	3126.59	3268.46	3206.07	3347.94



JLPD-S1



## Features

- Each 12" (305mm)-high drawer includes side-to-side hanging bars that accommodate letter, legal, EDP, international A4, and foolscap suspended file folders.
- Drawer front options include painted, laminate, or wood.
- Laminate fronts can be specified with a painted steel or laminate lockbar.
- Wood fronts can be specified with a painted steel or wood lockbar.
- Optional drawer pulls include Ellipse, Radius, Taper, Crescent, Linear, Classic and J-Pull.
  - Ellipse pull available in non-metallic trim colors only
  - Radius pull available in metallic trim colors only
  - Taper and J-Pull trim color matches case trim color
  - Crescent, Linear and Classic pulls are brushed nickel finish
- Drawers have full extension steel ball-bearing slides.
- Drawer interiors and accessories are black finish color.
- Single lock secures all drawers.
- Lock plug is available in black or chrome.
- For lock options, refer to Lock Program section of the Accessories Price List.
- Glides provide 1.5" (38mm) adjustment range.

## Specification Tips

- A separately specified counterweight is recommended when lateral file is not ganged to another file or anchored to a fixed object.
- Additional accessories are available and can be specified separately.

## To Order, Specify:

### Painted Steel Drawer Fronts

- Product number, including:

### ① Front/Lockbar Option:

- S** Painted steel fronts/painted steel lockbar

### ② Pull (see side bar)

- Trim color for drawer fronts and case.
- Trim color for pull (Ellipse and Radius only).
  - Ellipse (Non-Metallic trim colors only)
  - Radius (Metallic trim colors only; upcharge for Metallic trim on pull is included in price.)
- Trim color for lock plug.

## To Order, Specify (cont'd):

### Laminate Drawer Fronts

- Product number, including:

### ① Front/Lockbar Option:

- L** Laminate fronts/painted steel lockbar
- T** Laminate fronts/laminate lockbar, add \$36.69 list

### ② Pull (see side bar)

- Trim color for case.
- Trim color for pull (Ellipse and Radius only).
  - Ellipse (Non-Metallic trim colors only)
  - Radius (Metallic trim colors only; upcharge for Metallic trim on pull is included in price.)
- Laminate color for drawer fronts.
- Edge trim color for drawer fronts.
- Trim color for lock plug.

### Wood Drawer Fronts

- Product number, including:

### ① Front/Lockbar Option:

- W** Wood fronts/painted steel lockbar
- R** Wood fronts/wood lockbar, add \$70.94 list

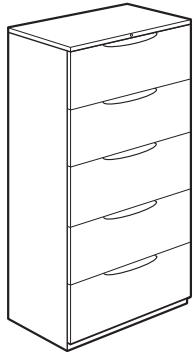
### ② Pull (see side bar)

- Trim color for case.
- Trim color for pull (Ellipse and Radius only).
  - Ellipse (Non-Metallic trim colors only)
  - Radius (Metallic trim colors only; upcharge for Metallic trim on pull is included in price.)
- Wood finish for drawer fronts.
- Trim color for lock plug.

# X Series Lateral Files — Freestanding

## 5H Lateral File – Proud Style

Actual Depth	Actual Width	Pull	Number ① ②	Painted Trim A	Trim B	Laminate A Trim A	Trim B	Laminate B Trim A	Trim B	Wood Group A Trim A	Trim B	Wood Group B Trim A	Trim B
<b>5H, 63.5" (1613mm)</b>													
18.75" (476mm)	29.875" (759mm)	1	JLPD-0530- 1	\$1896.27	\$2091.96	\$2236.30	\$2375.74	\$2603.53	\$2742.97	\$2550.66	\$2690.10	\$2642.39	\$2781.83
		J	JLPD-0530- J	1896.27	2091.96	N/A	N/A	N/A	N/A	N/A	N/A	N/A	N/A
		2, 3	JLPD-0530-	2049.17	2244.86	2389.20	2528.64	2756.43	2895.87	2703.56	2843.00	2795.29	2934.73
		7, 8, 9	JLPD-0530-	2079.72	2275.41	2419.75	2559.19	2786.98	2926.42	2734.11	2873.55	2825.84	2965.28
		K	JLPD-0530- K	N/A	N/A	2817.25	2956.69	3184.48	3323.92	3131.61	3271.05	3223.34	3362.78
18.75" (476mm)	35.875" (911mm)	1	JLPD-0536- 1	\$2226.52	\$2447.89	\$2630.16	\$2784.28	\$3002.48	\$3156.60	\$3003.22	\$3157.34	\$3094.95	\$3249.07
		J	JLPD-0536- J	2226.52	2447.89	N/A	N/A	N/A	N/A	N/A	N/A	N/A	N/A
		2, 3	JLPD-0536-	2379.42	2600.79	2783.06	2937.18	3155.38	3309.50	3156.12	3310.24	3247.85	3401.97
		7, 8, 9	JLPD-0536-	2409.97	2631.34	2813.61	2967.73	3185.93	3340.05	3186.67	3340.79	3278.40	3432.52
		K	JLPD-0536- K	N/A	N/A	3211.11	3365.23	3583.43	3737.55	3584.17	3738.29	3675.90	3830.02
18.75" (476mm)	41.875" (1064mm)	1	JLPD-0542- 1	\$2556.77	\$2803.82	\$3024.02	\$3192.82	\$3401.43	\$3570.23	\$3455.78	\$3624.58	\$3547.51	\$3716.31
		J	JLPD-0542- J	2556.77	2803.82	N/A	N/A	N/A	N/A	N/A	N/A	N/A	N/A
		2, 3	JLPD-0542-	2709.67	2956.72	3176.92	3345.72	3554.33	3723.13	3608.68	3777.48	3700.41	3869.21
		7, 8, 9	JLPD-0542-	2740.22	2987.27	3207.47	3376.27	3584.88	3753.68	3639.23	3808.03	3730.96	3899.76
		K	JLPD-0542- K	N/A	N/A	3604.97	3773.77	3982.38	4151.18	4036.73	4205.53	4128.46	4297.26



JLPD-S1

### Features

- Each 12" (305mm)-high drawer includes side-to-side hanging bars that accommodate letter, legal, EDP, international A4, and foolscap suspended file folders.
- Drawer front options include painted, laminate, or wood.
- Laminate fronts can be specified with a painted steel or laminate lockbar.
- Wood fronts can be specified with a painted steel or wood lockbar.
- Optional drawer pulls include Ellipse, Radius, Taper, Crescent, Linear, Classic and J-Pull.
- Ellipse pull available in non-metallic trim colors only
- Radius pull available in metallic trim colors only
- Taper and J-Pull trim color matches case trim color
- Crescent, Linear and Classic pulls are brushed nickel finish
- Drawers have full extension steel ball-bearing slides.
- Drawer interiors and accessories are black finish color.
- Single lock secures all drawers.
- Lock plug is available in black or chrome.
- For lock options, refer to Lock Program section of the Accessories Price List.
- Glides provide 1.5" (38mm) adjustment range.

### Specification Tips

- A separately specified counterweight is recommended when lateral file is not ganged to another file or anchored to a fixed object.
- To see into the top drawer a person must be at least 5'9" or use a step stool. As an alternative, consider a five high unit with hinged doors, sliding doors, or receding door in the top position.
- Additional accessories are available and can be specified separately.

### To Order, Specify:

#### Painted Steel Drawer Fronts

- Product number, including:

#### ① Front/Lockbar Option:

- S** Painted steel fronts/painted steel lockbar

#### ② Pull (see side bar)

- Trim color for drawer fronts and case.
- Trim color for pull (Ellipse and Radius only).
  - Ellipse (Non-Metallic trim colors only)
  - Radius (Metallic trim colors only; upcharge for Metallic trim on pull is included in price.)
- Trim color for lock plug.

### To Order, Specify (cont'd):

#### Laminate Drawer Fronts

- Product number, including:

#### ① Front/Lockbar Option:

- L** Laminate fronts/painted steel lockbar  
**T** Laminate fronts/laminate lockbar, add \$36.69 list

#### ② Pull (see side bar)

- Trim color for case.
- Trim color for pull (Ellipse and Radius only).
  - Ellipse (Non-Metallic trim colors only)
  - Radius (Metallic trim colors only; upcharge for Metallic trim on pull is included in price.)
- Laminate color for drawer fronts.
- Edge trim color for drawer fronts.
- Trim color for lock plug.

#### Wood Drawer Fronts

- Product number, including:

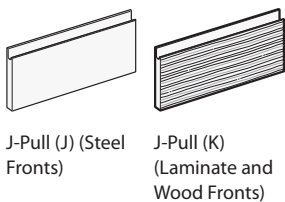
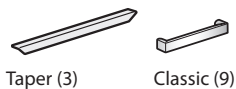
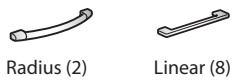
#### ① Front/Lockbar Option:

- W** Wood fronts/painted steel lockbar  
**R** Wood fronts/wood lockbar, add \$70.94 list

#### ② Pull (see side bar)

- Trim color for case.
- Trim color for pull (Ellipse and Radius only).
  - Ellipse (Non-Metallic trim colors only)
  - Radius (Metallic trim colors only; upcharge for Metallic trim on pull is included in price.)
- Wood finish for drawer fronts.
- Trim color for lock plug.

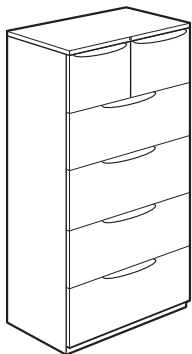
### ② Pull Styles



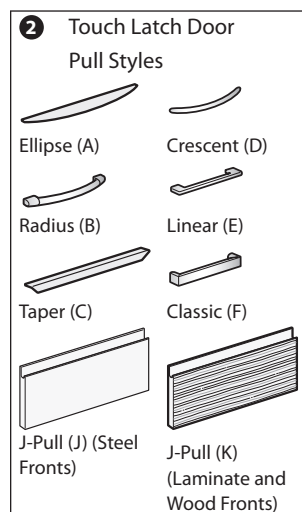
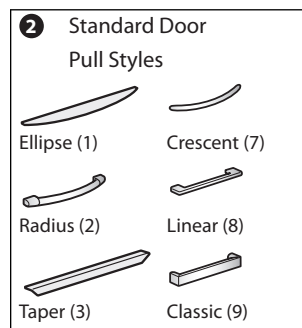
# X Series Lateral Files — Freestanding

5H Lateral File – Proud Style with Hinged Doors

Actual Depth	Actual Width	Pull	Number ① ②	Painted Trim A	Trim B	Laminate A Trim A	Trim B	Laminate B Trim A	Trim B	Wood Group A Trim A	Trim B	Wood Group B Trim A	Trim B
<b>5H, 63.5" (1613mm)</b>													
18.75" (476mm)	29.875" (759mm)	1	JLPS-0530- 1	\$1896.27	\$2091.96	\$2262.00	\$2401.44	\$2656.98	\$2796.42	\$2599.58	\$2739.02	\$2680.30	\$2819.74
		J	JLPS-0530- J	1928.06	2123.75	N/A	N/A	N/A	N/A	N/A	N/A	N/A	N/A
		2, 3	JLPS-0530-	2079.75	2275.44	2445.48	2584.92	2840.46	2979.90	2783.06	2922.50	2863.78	3003.22
		7, 8, 9	JLPS-0530-	2116.41	2312.10	2482.14	2621.58	2877.12	3016.56	2819.72	2959.16	2900.44	3039.88
		K	JLPS-0530- K	N/A	N/A	2990.93	3130.37	3385.91	3525.35	3328.51	3467.95	3409.23	3548.67
18.75" (476mm)	35.875" (911mm)	1	JLPS-0536- 1	\$2258.31	\$2479.68	\$2666.87	\$2820.99	\$3065.25	\$3219.37	\$3044.80	\$3198.92	\$3137.74	\$3291.86
		J	JLPS-0536- J	2290.10	2511.47	N/A	N/A	N/A	N/A	N/A	N/A	N/A	N/A
		2, 3	JLPS-0536-	2441.79	2663.16	2850.35	3004.47	3248.73	3402.85	3228.28	3382.40	3321.22	3475.34
		7, 8, 9	JLPS-0536-	2478.45	2699.82	2887.01	3041.13	3285.39	3439.51	3264.94	3419.06	3357.88	3512.00
		K	JLPS-0536- K	N/A	N/A	3395.80	3549.92	3794.18	3948.30	3773.73	3927.85	3866.67	4020.79
18.75" (476mm)	41.875" (1064mm)	1	JLPS-0542- 1	\$2620.35	\$2867.40	\$3071.74	\$3240.54	\$3473.52	\$3642.32	\$3490.02	\$3658.82	\$3595.18	\$3763.98
		J	JLPS-0542- J	2652.14	2899.19	N/A	N/A	N/A	N/A	N/A	N/A	N/A	N/A
		2, 3	JLPS-0542-	2803.83	3050.88	3255.22	3424.02	3657.00	3825.80	3673.50	3842.30	3778.66	3947.46
		7, 8, 9	JLPS-0542-	2840.49	3087.54	3291.88	3460.68	3693.66	3862.46	3710.16	3878.96	3815.32	3984.12
		K	JLPS-0542- K	N/A	N/A	3800.67	3969.47	4202.45	4371.25	4218.95	4387.75	4324.11	4492.91



JLPS-S1



## Features

- Includes 12" (305mm)-high drawers and hinged door section at top.
- Each drawer includes side-to-side hanging bars that accommodate letter, legal, EDP, international A4, and foolscap suspended file folders.
- Drawer/door front options include painted, laminate, or wood.
- Laminate fronts can be specified with a painted steel or laminate lockbar.
- Wood fronts can be specified with a painted steel or wood lockbar.
- Optional drawer/door pulls include Ellipse, Radius, Taper, Crescent, Linear, Classic and J-Pull.
  - Ellipse pull available in non-metallic trim colors only
  - Radius pull available in metallic trim colors only
  - Taper and J-Pull trim color matches case trim color
  - Crescent, Linear and Classic pulls are brushed nickel finish and are oriented vertically on the hinged doors
  - J-Pull available with touch latch doors only
- Standard door or touch latch door choice is determined by pull style code.
- Drawers have full extension steel ball-bearing slides.
- Drawer/storage section interiors and accessories are black finish color.
- Single lock secures all drawers and doors.
- Lock plug is available in black or chrome.
- For lock options, refer to Lock Program section of the Accessories Price List.
- Glides provide 1.5" (38mm) adjustment range.

## Specification Tips

- A separately specified counterweight is recommended when lateral file is not ganged to another file or anchored to a fixed object.
- Storage section accommodates standard-height binders.
- Additional accessories are available and can be specified separately.

## To Order, Specify:

### Painted Steel Drawer/Door Fronts

- Product number, including:

### ① Front/Lockbar Option:

- S** Painted steel fronts/painted steel lockbar

### ② Pull (see side bar)

\$31.79 upcharge list for touch latch door(s).

## To Order, Specify (cont'd):

- Trim color for drawer fronts and case.
- Trim color for pull (Ellipse and Radius only).
  - Ellipse (Non-Metallic trim colors only)
  - Radius (Metallic trim colors only; upcharge for Metallic trim on pull is included in price.)
- Trim color for lock plug.

## Laminate Drawer/Door Fronts

- Product number, including:

### ① Front/Lockbar Option:

- L** Laminate fronts/painted steel lockbar
- T** Laminate fronts/laminate lockbar, add \$36.69 list

### ② Pull (see side bar)

\$31.79 upcharge list for touch latch door(s).

- Trim color for case.
- Trim color for pull (Ellipse and Radius only).
  - Ellipse (Non-Metallic trim colors only)
  - Radius (Metallic trim colors only; upcharge for Metallic trim on pull is included in price.)
- Laminate color for drawer/door fronts.
- Edge trim color for drawer/door fronts.
- Trim color for lock plug.

## Wood Drawer/Door Fronts

- Product number, including:

### ① Front/Lockbar Option:

- W** Wood fronts/painted steel lockbar
- R** Wood fronts/wood lockbar, add \$70.94 list

### ② Pull (see side bar)

\$31.79 upcharge list for touch latch door(s).

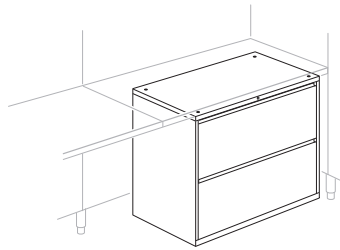
- Trim color for case.
- Trim color for pull (Ellipse and Radius only).
  - Ellipse (Non-Metallic trim colors only)
  - Radius (Metallic trim colors only; upcharge for Metallic trim on pull is included in price.)
- Wood finish for drawer/door fronts.
- Trim color for lock plug.



## X Series Lateral Files — Attached

### 2H Lateral File – Inset Style – Attached

Actual Height	Actual Depth	Actual Width	Pull	Number	Trim A	B
27.5"(699mm)	18"(457mm)	29.875"(759mm)	J	JLRD-0230-SJA	\$ 927.15	\$1020.10
		29.875"(759mm)	G	JLRD-0230-SGA	988.31	1081.26
		35.875"(911mm)	J	JLRD-0236-SJA	1083.70	1188.88
		35.875"(911mm)	G	JLRD-0236-SGA	1144.86	1250.04
		41.875"(1064mm)	J	JLRD-0242-SJA	1240.25	1357.66
		41.875"(1064mm)	G	JLRD-0242-SGA	1301.41	1418.82



JLRD-SJA

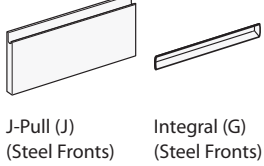
#### Features

- Includes attachment hardware.
- Each 12"(305mm)-high drawer includes side-to-side hanging bars that accommodate letter, legal, EDP, international A4, and foolscap suspended file folders.
- Optional drawer pulls include J-Pull and Integral; pull trim color matches case color.
- Drawers have full extension steel ball-bearing slides.
- Drawer interiors and accessories are black finish color.
- Single lock secures all drawers.
- Lock plug is available in black or chrome.
- For lock options, refer to Lock Program section of the Accessories Price List.
- Glides provide 1.5"(38mm) adjustment range.

#### To Order, Specify:

- 1) Product number.
- 2) Trim color for drawer fronts and case.
- 3) Trim color for lock plug.

#### 1 Pull Styles



J-Pull (J)  
(Steel Fronts)

Integral (G)  
(Steel Fronts)

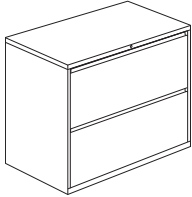
#### Specification Tips

- Must be attached under a worksurface 20"(508mm) deep or deeper.
- When using lateral file to support one end of a worksurface in a panel system application, secure the worksurface to the panel using a corner bracket or cantilever; specified separately.
- When attaching a panel-hung worksurface up to 2"(51mm) higher than standard mounting height, use a worksurface height adjustment kit, specified separately.
- Additional accessories are available and can be specified separately.

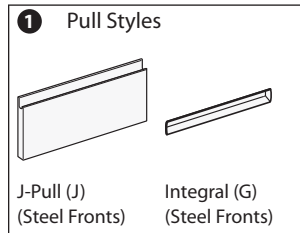
**X Series Lateral Files — Freestanding**

2H Lateral File – Inset Style

Actual Height	Actual Depth	Actual Width	Pull	Number	Trim A	B
27.5"(699mm)	18"(457mm)	29.875"(759mm)	J	JLRD-0230-SJ	<b>\$1062.92</b>	<b>\$1155.87</b>
		29.875"(759mm)	G	JLRD-0230-SG	<b>1124.08</b>	<b>1217.03</b>
		35.875"(911mm)	J	JLRD-0236-SJ	<b>1246.39</b>	<b>1351.57</b>
		35.875"(911mm)	G	JLRD-0236-SG	<b>1307.55</b>	<b>1412.73</b>
		41.875"(1064mm)	J	JLRD-0242-SJ	<b>1429.86</b>	<b>1547.27</b>
		41.875"(1064mm)	G	JLRD-0242-SG	<b>1491.02</b>	<b>1608.43</b>



JLRD-SJ

**Features**

- Includes factory-installed counterweight.
- Each 12"(305mm)-high drawer includes side-to-side hanging bars that accommodate letter, legal, EDP, international A4, and foolscap suspended file folders.
- Optional drawer pulls include J-Pull and Integral; pull trim color matches case color.
- Drawers have full extension steel ball-bearing slides.
- Drawer interiors and accessories are black finish color.
- Single lock secures all drawers.
- Lock plug is available in black or chrome.
- For lock options, refer to Lock Program section of the Accessories Price List.
- Glides provide 1.5"(38mm) adjustment range.

**To Order, Specify:**

- 1) Product number.
- 2) Trim color for drawer fronts and case.
- 3) Trim color for lock plug.

**Specification Tip**

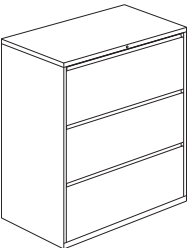
- Additional accessories are available and can be specified separately.



X Series Lateral Files — Freestanding

3H Lateral File – Inset Style

Actual Height	Actual Depth	Actual Width	Pull	Number	Trim A	B
39.5"(1003mm)	18"(457mm)	29.875"(759mm)	J	JLRD-0330-SJ	\$1250.19	\$1377.40
		29.875"(759mm)	G	JLRD-0330-SG	1341.93	1469.14
		35.875"(911mm)	J	JLRD-0336-SJ	1447.11	1591.43
		35.875"(911mm)	G	JLRD-0336-SG	1538.85	1683.17
		41.875"(1064mm)	J	JLRD-0342-SJ	1644.03	1805.46
		41.875"(1064mm)	G	JLRD-0342-SG	1735.77	1897.20



JLRD-SJ

Features

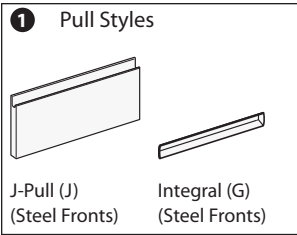
- Each 12"(305mm)-high drawer includes side-to-side hanging bars that accommodate letter, legal, EDP, international A4, and foolscap suspended file folders.
- Optional drawer pulls include J-Pull and Integral; pull color matches case color.
- Drawers have full extension steel ball-bearing slides.
- Drawer interiors and accessories are black finish color.
- Single lock secures all drawers.
- Lock plug is available in black or chrome.
- For lock options, refer to Lock Program section of the Accessories Price List.
- Glides provide 1.5"(38mm) adjustment range.

To Order, Specify:

- 1) Product number.
- 2) Trim color for drawer fronts and case.
- 3) Trim color for lock plug.

Specification Tips


- A separately specified counterweight is recommended when lateral file is not ganged to another file or anchored to a fixed object.
- Additional accessories are available and can be specified separately.



# X Series Lateral Files — Freestanding

4H Lateral File – Inset Style

Actual Height	Actual Depth	Actual Width	Pull	Number	Trim A	B
51.5"(1308mm)	18"(457mm)	29.875"(759mm)	J	JLRD-0430-SJ	\$1573.23	\$1734.67
		29.875"(759mm)	G	JLRD-0430-SG	1695.55	1856.99
		35.875"(911mm)	J	JLRD-0436-SJ	1852.11	2034.34
		35.875"(911mm)	G	JLRD-0436-SG	1974.43	2156.66
		41.875"(1064mm)	J	JLRD-0442-SJ	2130.99	2334.01
		41.875"(1064mm)	G	JLRD-0442-SG	2253.31	2456.33



JLRD-SJ

## Features

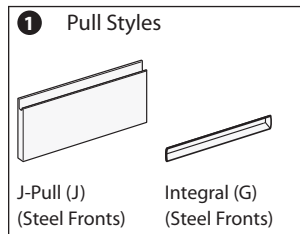
- Each 12"(305mm)-high drawer includes side-to-side hanging bars that accommodate letter, legal, EDP, international A4, and foolscap suspended file folders.
- Optional drawer pulls include J-Pull and Integral; pull color matches case color.
- Drawers have full extension steel ball-bearing slides.
- Drawer interiors and accessories are black finish color.
- Single lock secures all drawers.
- Lock plug is available in black or chrome.
- For lock options, refer to Lock Program section of the Accessories Price List.
- Glides provide 1.5"(38mm) adjustment range.

## To Order, Specify:

- 1) Product number.
- 2) Trim color for drawer fronts and case.
- 3) Trim color for lock plug.

## Specification Tips


- A separately specified counterweight is recommended when lateral file is not ganged to another file or anchored to a fixed object.
- Additional accessories are available and can be specified separately.



X Series Lateral Files — Freestanding

5H Lateral File – Inset Style

Actual Height	Actual Depth	Actual Width	Pull	Number	Trim A	B
63.5"(1613mm)	18"(457mm)	29.875"(759mm)	J	JLRD-0530-SJ	\$1896.27	\$2091.96
		29.875"(759mm)	G	JLRD-0530-SG	2049.17	2244.86
		35.875"(911mm)	J	JLRD-0536-SJ	2226.52	2447.89
		35.875"(911mm)	G	JLRD-0536-SG	2379.42	2600.79
		41.875"(1064mm)	J	JLRD-0542-SJ	2556.77	2803.82
		41.875"(1064mm)	G	JLRD-0542-SG	2709.67	2956.72



JLRD-SJ

Features

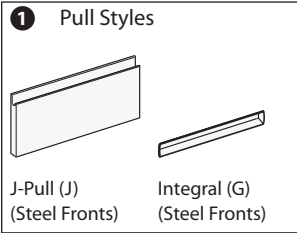
- Each 12"(305mm)-high drawer includes side-to-side hanging bars that accommodate letter, legal, EDP, international A4, and foolscap suspended file folders.
- Optional drawer pulls include J-Pull and Integral; pull color matches case color.
- Drawers have full extension steel ball-bearing slides.
- Drawer interiors and accessories are black finish color.
- Single lock secures all drawers.
- Lock plug is available in black or chrome.
- For lock options, refer to Lock Program section of the Accessories Price List.
- Glides provide 1.5"(38mm) adjustment range.

To Order, Specify:

- 1) Product number.
- 2) Trim color for drawer fronts and case.
- 3) Trim color for lock plug.

Specification Tips


- A separately specified counterweight is recommended when lateral file is not ganged to another file or anchored to a fixed object.
- To see into the top drawer a person must be at least 5'9" or use a step stool. As an alternative, consider a five high unit with hinged doors, sliding doors, or receding door in the top position.
- Additional accessories are available and can be specified separately.



# X Series Lateral Files — Freestanding

5H Lateral File – Inset Style with Receding Door

Actual Height	Actual Depth	Actual Width	Pull	Number	Trim A	B
<b>12" Receding Door on Top with Stationary Shelf/Four 12" Drawers</b>						
63.5"(1613mm)	18"(457mm)	29.875"(759mm)	J	JLRC-0530-SJ	\$1896.27	\$2091.96
		29.875"(759mm)	G	JLRC-0530-SG	2049.17	2244.86
		35.875"(911mm)	J	JLRC-0536-SJ	2269.33	2490.70
		35.875"(911mm)	G	JLRC-0536-SG	2422.23	2643.60
		41.875"(1064mm)	J	JLRC-0542-SJ	2642.39	2889.44
		41.875"(1064mm)	G	JLRC-0542-SG	2795.29	3042.34
<b>12" Receding Door on Top with Pull Out Shelf/Four 12" drawers</b>						
63.5"(1613mm)	18"(457mm)	29.875"(759mm)	J	JLRR-0530-SJ	\$1896.27	\$2091.96
		29.875"(759mm)	G	JLRR-0530-SG	2049.17	2244.86
		35.875"(911mm)	J	JLRR-0536-SJ	2269.33	2490.70
		35.875"(911mm)	G	JLRR-0536-SG	2422.23	2643.60
		41.875"(1064mm)	J	JLRR-0542-SJ	2642.39	2889.44
		41.875"(1064mm)	G	JLRR-0542-SG	2795.29	3042.34



JLRC-SJ

## Features

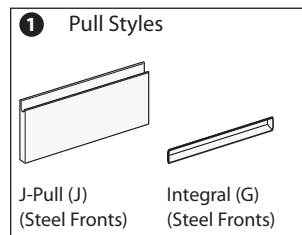
- Includes 12"(305mm)-high drawers and receding door section at top.
- Each drawer includes side-to-side hanging bars that accommodate letter, legal, EDP, international A4, and foolscap suspended file folders.
- Receding door section can be specified with a stationary or pull-out shelf.
- Optional drawer pulls include J-Pull and Integral; pull color matches case color.
- Drawers have full extension steel ball-bearing slides.
- Drawer interiors and accessories are black finish color.
- Single lock secures all drawers and door.
- Lock plug is available in black or chrome.
- For lock options, refer to Lock Program section of the Accessories Price List.
- Glides provide 1.5"(38mm) adjustment range.

## To Order, Specify:

- 1) Product number.
- 2) Trim color for drawer/door fronts and case.
- 3) Trim color for lock plug.


## Specification Tips

- A separately specified counterweight is recommended when lateral file is not ganged to another file or anchored to a fixed object.
- Receding door section does not accommodate standard-height binders.
- Additional accessories are available and can be specified separately.

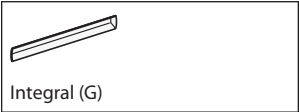


X Series Lateral Files — Freestanding

	Actual Height	Actual Depth	Actual Width	Pull	Number	Trim A	B
5H Lateral File – Inset Style with Sliding Doors	63.5"(1613mm)	18"(457mm)	29.875"(759mm)	G	JLR9-0530-SG	\$2079.75	\$2275.44
			35.875"(911mm)	G	JLR9-0536-SG	2440.57	2661.94
			41.875"(1064mm)	G	JLR9-0542-SG	2801.39	3048.44



JLR9-SG



Integral (G)

Features

- Includes 12"(305mm)-high drawers and sliding door section at top.
- Each drawer includes side-to-side hanging bars that accommodate letter, legal, EDP, international A4, and foolscap suspended file folders.
- Sliding door section includes three shelf dividers.
- Standard with Integral pull; pull trim color matches case color.
- Drawers have full extension steel ball-bearing slides.
- Drawer interiors and accessories are black finish color. Sliding door interior and shelf dividers match case color.
- Single lock secures all drawers. Sliding doors lock separately.
- Lock plug is available in black or chrome.
- For lock options, refer to Lock Program section of the Accessories Price List.
- Glides provide 1.5"(38mm) adjustment range.

To Order, Specify:


- 1) Product number.
- 2) Trim color for drawer/door fronts and case.
- 3) Trim color for lock plug.

Specification Tips

- A separately specified counterweight is recommended when lateral file is not ganged to another file or anchored to a fixed object.
- Sliding door section accommodates standard-height binders.
- Additional accessories are available and can be specified separately.

# X Series Lateral Files

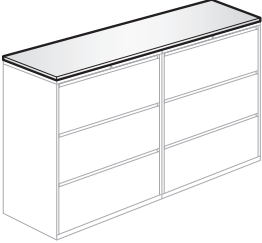
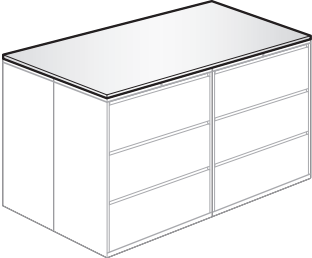
Lateral File Laminate Tops — for use with Proud Fronts

	Depth	Width	Number	Laminate A	B	E
<b>File Top</b> 	18.75"(476mm)	30"(762mm)	JTPL-1830-JYJYS	\$308.76	\$333.69	\$ 590.33
		36"(914mm)	JTPL-1836-JYJYS	356.26	385.00	802.17
		42"(1067mm)	JTPL-1842-JYJYS	403.76	436.31	1014.01

## Feature

- Intended for use on single files with proud style fronts.
- File tops may be used for 18.75"(476mm) deep storage runs.

JTPL-1830

<b>Common File Top</b> 	18.75"(476mm)	60"(1524mm)	JTPL-1860-JYJYS	\$ 546.26	\$ 590.24	\$1649.53
		66"(1676mm)	JTPL-1866-JYJYS	593.76	641.55	1861.37
		72"(1829mm)	JTPL-1872-JYJYS	641.26	692.86	2073.21
		78"(1981mm)	JTPL-1878-JYJYS	688.76	744.17	2285.05
		84"(2134mm)	JTPL-1884-JYJYS	736.26	795.48	2496.89
		90"(2286mm)	JTPL-1890-JYJYS	783.76	846.79	2708.73
		96"(2438mm)	JTPL-1896-JYJYS	831.26	898.10	2920.57
		102"(2591mm)	JTPL-18A2-JYJYS	878.76	949.41	3132.41
		108"(2743mm)	JTPL-18A8-JYJYS	926.26	1000.72	3344.25
		114"(2896mm)	JTPL-18B4-JYJYS	973.76	1052.03	3556.09
		120"(3048mm)	JTPL-18C0-JYJYS	1021.26	1103.34	3767.93
	37.5"(953mm)	30"(762mm)	JTPL-3630-JYJYS	\$ 522.51	\$ 564.55	\$1543.34
		36"(914mm)	JTPL-3636-JYJYS	617.51	667.17	1967.02
		42"(1067mm)	JTPL-3642-JYJYS	712.51	769.79	2390.70
		60"(1524mm)	JTPL-3660-JYJYS	997.51	1077.65	3661.74
		66"(1676mm)	JTPL-3666-JYJYS	1092.51	1180.27	4085.42
		72"(1829mm)	JTPL-3672-JYJYS	1187.51	1282.89	4509.10
		78"(1981mm)	JTPL-3678-JYJYS	1282.51	1385.51	4932.78
		84"(2134mm)	JTPL-3684-JYJYS	1377.51	1488.13	5356.46
		90"(2286mm)	JTPL-3690-JYJYS	1472.51	1590.75	5780.14
		96"(2438mm)	JTPL-3696-JYJYS	1567.51	1693.37	6203.82
		102"(2591mm)	JTPL-36A2-JYJYS	1662.51	1795.99	6627.50
		108"(2743mm)	JTPL-36A8-JYJYS	1757.51	1898.61	7051.18
		114"(2896mm)	JTPL-36B4-JYJYS	1852.51	2001.23	7474.86
		120"(3048mm)	JTPL-36C0-JYJYS	1947.51	2103.85	7898.54

## Features

- Intended for use on multiple files with proud style fronts.
- 37.5"(953mm) deep top is intended for back-to-back file applications.

## Common Features

- Includes top and attachment hardware.
- 1.19"(30mm) thick laminate top has 3mm edgeband on the front and back edges, 1mm edgeband on the sides.

## To Order, Specify:

- 1) Product number.
- 2) Laminate color.
- 3) Edge trim color.

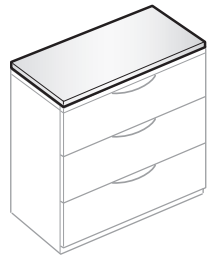
## Specification Tips

- Top attaches to metal file top with fasteners. Field drilling is required.
- Designed to be used on X Series lateral files with proud style fronts or 18.75"(476mm) deep storage runs.

# X Series Lateral Files

Lateral File Wood Tops — for use with Proud Style Fronts

	Depth	Width	Number	Wood Group A	Group B
<b>File Top</b>	18.75"(476mm)	30"(762mm)	JTPW-1830-KXXXS	\$575.96	\$581.90
		36"(914mm)	JTPW-1836-KXXXS	640.09	657.89
		42"(1067mm)	JTPW-1842-KXXXS	704.22	733.88

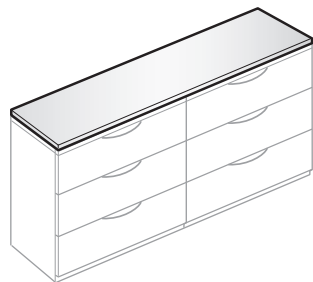


JTPW-1830

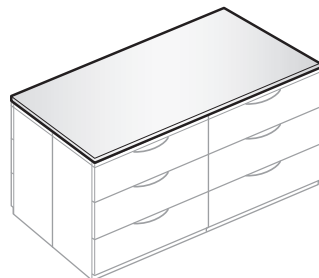
## Feature

- Intended for use on single files with proud style fronts.

## Common File Top



JTPW-1860



JTPW-3660

18.75"(476mm)	60"(1524mm)	JTPW-1860-KXXXS	\$ 896.61	\$ 961.85
	66"(1676mm)	JTPW-1866-KXXXS	960.74	1037.84
	72"(1829mm)	JTPW-1872-KXXXS	1024.87	1113.83
	78"(1981mm)	JTPW-1878-KXXXS	1089.00	1189.82
	84"(2134mm)	JTPW-1884-KXXXS	1153.13	1265.81
	90"(2286mm)	JTPW-1890-KXXXS	1217.26	1341.80
	96"(2438mm)	JTPW-1896-KXXXS	1281.39	1417.79
	102"(2591mm)	JTPW-18A2-KXXXS	1345.52	1493.78
	108"(2743mm)	JTPW-18A8-KXXXS	1409.65	1569.77
	114"(2896mm)	JTPW-18B4-KXXXS	1473.78	1645.76
	120"(3048mm)	JTPW-18C0-KXXXS	1537.91	1721.75
37.5"(953mm)	30"(762mm)	JTPW-3630-KXXXS	\$ 872.84	\$ 902.53
	36"(914mm)	JTPW-3636-KXXXS	1001.10	1054.51
	42"(1067mm)	JTPW-3642-KXXXS	1129.36	1206.49
	60"(1524mm)	JTPW-3660-KXXXS	1514.14	1662.43
	66"(1676mm)	JTPW-3666-KXXXS	1642.40	1814.41
	72"(1829mm)	JTPW-3672-KXXXS	1770.66	1966.39
	78"(1981mm)	JTPW-3678-KXXXS	1898.92	2118.37
	84"(2134mm)	JTPW-3684-KXXXS	2027.18	2270.35
	90"(2286mm)	JTPW-3690-KXXXS	2155.44	2422.33
	96"(2438mm)	JTPW-3696-KXXXS	2283.70	2574.31
	102"(2591mm)	JTPW-36A2-KXXXS	2411.96	2726.29
	108"(2743mm)	JTPW-36A8-KXXXS	2540.22	2878.27
	114"(2896mm)	JTPW-36B4-KXXXS	2668.48	3030.25
	120"(3048mm)	JTPW-36C0-KXXXS	2796.74	3182.23

## Features

- Intended for use on multiple files with proud style fronts.
- 37.5"(953mm) deep top is intended for back-to-back file applications.

## Common Features

- Includes wood top and attachment hardware.
- 1.19"(30mm) thick wood veneer top has 3mm edgeband on the front and back edges, 1mm edgeband on the sides.

## To Order, Specify:

- 1) Product number.
- 2) Wood finish color.


## Specification Tips

- Top attaches to metal file top with fasteners. Field drilling is required.
- Designed to be used on X Series lateral files with proud style fronts only.



# X Series Lateral Files

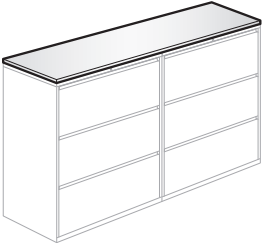
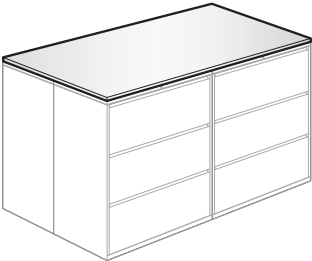
Lateral File Laminate Tops — for use with Inset Style Fronts

	Depth	Width	Number	Laminate A	B	E
<b>File Top</b> 	18"(457mm)	30"(762mm)	JTRL-1830-JYJYS	\$308.76	\$333.69	\$ 590.33
		36"(914mm)	JTRL-1836-JYJYS	356.26	385.00	802.17
		42"(1067mm)	JTRL-1842-JYJYS	403.76	436.31	1014.01

## Feature

- Intended for use on single files with inset style fronts.

JTRL-1830

<b>Common File Top</b> 	18"(457mm)	60"(1524mm)	JTRL-1860-JYJYS	\$ 546.26	\$ 590.24	\$1649.53
		66"(1676mm)	JTRL-1866-JYJYS	593.76	641.55	1861.37
		72"(1829mm)	JTRL-1872-JYJYS	641.26	692.86	2073.21
		78"(1981mm)	JTRL-1878-JYJYS	688.76	744.17	2285.05
		84"(2134mm)	JTRL-1884-JYJYS	736.26	795.48	2496.89
		90"(2286mm)	JTRL-1890-JYJYS	783.76	846.79	2708.73
		96"(2438mm)	JTRL-1896-JYJYS	831.26	898.10	2920.57
		102"(2591mm)	JTRL-18A2-JYJYS	878.76	949.41	3132.41
		108"(2743mm)	JTRL-18A8-JYJYS	926.26	1000.72	3344.25
		114"(2896mm)	JTRL-18B4-JYJYS	973.76	1052.03	3556.09
		120"(3048mm)	JTRL-18C0-JYJYS	1021.26	1103.34	3767.93
	36"(914mm)	30"(762mm)	JTRL-3630-JYJYS	\$ 522.51	\$ 564.55	\$1543.34
		36"(914mm)	JTRL-3636-JYJYS	617.51	667.17	1967.02
		42"(1067mm)	JTRL-3642-JYJYS	712.51	769.79	2390.70
		60"(1524mm)	JTRL-3660-JYJYS	997.51	1077.65	3661.74
		66"(1676mm)	JTRL-3666-JYJYS	1092.51	1180.27	4085.42
		72"(1829mm)	JTRL-3672-JYJYS	1187.51	1282.89	4509.10
		78"(1981mm)	JTRL-3678-JYJYS	1282.51	1385.51	4932.78
		84"(2134mm)	JTRL-3684-JYJYS	1377.51	1488.13	5356.46
		90"(2286mm)	JTRL-3690-JYJYS	1472.51	1590.75	5780.14
		96"(2438mm)	JTRL-3696-JYJYS	1567.51	1693.37	6203.82
		102"(2591mm)	JTRL-36A2-JYJYS	1662.51	1795.99	6627.50
		108"(2743mm)	JTRL-36A8-JYJYS	1757.51	1898.61	7051.18
		114"(2896mm)	JTRL-36B4-JYJYS	1852.51	2001.23	7474.86
		120"(3048mm)	JTRL-36C0-JYJYS	1947.51	2103.85	7898.54

## Features

- Intended for use on multiple files with inset style fronts.
- 36"(914mm) deep top is intended for back-to-back file applications.

## Common Features

- Includes laminate top and attachment hardware.
- 1.19"(30mm) thick laminate top has 3mm edgeband on the front and back edges, 1mm edgeband on the sides.

## To Order, Specify:

- Product number.
- Laminate color.
- Edge trim color.

## Specification Tips

- Top attaches to metal file top with fasteners. Field drilling is required.
- Designed to be used on X Series and V Series lateral files with inset style fronts only.

X Series Lateral Files

Lateral File Wood Tops — for use with Inset Style Fronts



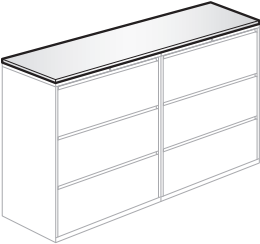
JTRW-1830

Depth	Width	Number	Wood Group A	Group B
18"(457mm)	30"(762mm)	JTRW-1830-KXXXS	\$575.96	\$581.90
	36"(914mm)	JTRW-1836-KXXXS	640.09	657.89
	42"(1067mm)	JTRW-1842-KXXXS	704.22	733.88

Feature

- Intended for use on single files with inset style fronts.

Common File Top



JTRW-1860

18"(457mm)	60"(1524mm)	JTRW-1860-KXXXS	\$ 896.61	\$ 961.85
	66"(1676mm)	JTRW-1866-KXXXS	960.74	1037.84
	72"(1829mm)	JTRW-1872-KXXXS	1024.87	1113.83
	78"(1981mm)	JTRW-1878-KXXXS	1089.00	1189.82
	84"(2134mm)	JTRW-1884-KXXXS	1153.13	1265.81
	90"(2286mm)	JTRW-1890-KXXXS	1217.26	1341.80
	96"(2438mm)	JTRW-1896-KXXXS	1281.39	1417.79
	102"(2591mm)	JTRW-18A2-KXXXS	1345.52	1493.78
	108"(2743mm)	JTRW-18A8-KXXXS	1409.65	1569.77
	114"(2896mm)	JTRW-18B4-KXXXS	1473.78	1645.76
36"(914mm)	120"(3048mm)	JTRW-18C0-KXXXS	1537.91	1721.75
	30"(762mm)	JTRW-3630-KXXXS	\$ 872.84	\$ 902.53
	36"(914mm)	JTRW-3636-KXXXS	1001.10	1054.51
	42"(1067mm)	JTRW-3642-KXXXS	1129.36	1206.49
	60"(1524mm)	JTRW-3660-KXXXS	1514.14	1662.43
	66"(1676mm)	JTRW-3666-KXXXS	1642.40	1814.41
	72"(1829mm)	JTRW-3672-KXXXS	1770.66	1966.39
	78"(1981mm)	JTRW-3678-KXXXS	1898.92	2118.37
	84"(2134mm)	JTRW-3684-KXXXS	2027.18	2270.35
	90"(2286mm)	JTRW-3690-KXXXS	2155.44	2422.33
96"(2438mm)	102"(2591mm)	JTRW-3696-KXXXS	2283.70	2574.31
	108"(2743mm)	JTRW-36A2-KXXXS	2411.96	2726.29
	114"(2896mm)	JTRW-36A8-KXXXS	2540.22	2878.27
	120"(3048mm)	JTRW-36B4-KXXXS	2668.48	3030.25
		JTRW-36C0-KXXXS	2796.74	3182.23

Features

- Intended for use on multiple files with inset style fronts.
- 36"(914mm) deep top is intended for back-to-back file applications.

Common Features

- Includes wood top and attachment hardware.
- 1.19"(30mm) thick wood veneer top has 3mm edgeband on the front and back edges, 1mm edgeband on the sides.

To Order, Specify:

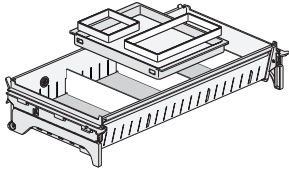
- Product number.
- Wood finish color.

Specification Tips

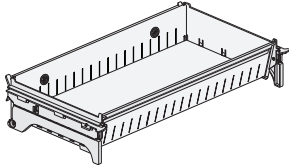
- Top attaches to metal file top with fasteners. Field drilling is required.
- Designed to be used on X Series and V Series lateral files with inset style fronts only.

## Accessories

## Drawer Insert



KJFI-00XX-D



KJFI-00XX-B

Description	Height	Depth	Width	Number	Price
<b>Deluxe Drawer Insert</b>					
	5"(127mm)	14"(356mm)	30"(762mm)	KJFI-0030-D	<b>\$281.64</b>
	5"(127mm)	14"(356mm)	36"(914mm)	KJFI-0036-D	<b>301.56</b>
	5"(127mm)	14"(356mm)	42"(1067mm)	KJFI-0042-D	<b>321.48</b>
<b>Base Option Insert</b>					
	5"(127mm)	14"(356mm)	30"(762mm)	KJFI-0030-B	<b>\$216.53</b>
	5"(127mm)	14"(356mm)	36"(914mm)	KJFI-0036-B	<b>236.45</b>
	5"(127mm)	14"(356mm)	42"(1067mm)	KJFI-0042-B	<b>256.37</b>

**Features**

- Includes drawer insert that subdivides a 12"(305mm) high lateral file drawer into two 6"(152mm) deep compartments.
- For use in X Series and V Series 12"(305mm) high lateral file drawers.**
- Drawer Insert is 5"(127mm) shallower than file drawer allowing the Drawer Insert to slide from front-to-back to access contents in the lower compartment.
- Deluxe Drawer Insert:
  - Includes: Drawer Insert, Drawer Liner, three dividers and one PDA Tray with ring subdivision.
  - Drawer Insert available in Accent Red (TR-1F) or Smoke (TR-E).
- Base Option Insert:
  - Includes: Drawer insert only.
  - Available in black only.
- Drawer Insert and PDA Tray have cut outs/grommets to allow for low voltage cable routing. Lateral files can be modified in the field to accommodate routing of cables to access building power.
- PDA Tray, rings and dividers are plastic in Snow trim color.

**To Order, Specify:**

- Product number.
- Trim color (Deluxe Drawer Insert only)
 

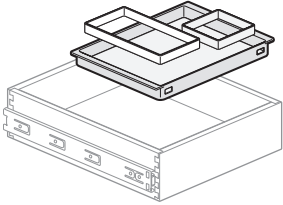
TR-1F	Accent Red
TR-E	Smoke

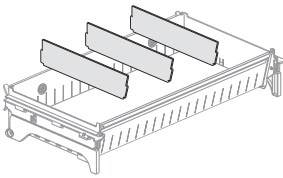
**Specification Tips**

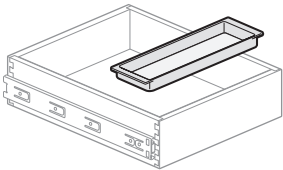
- Drawer Insert cannot be used in lateral files that have full backs on the drawer body. (ex. Beside, Compose Storage, Master Series)
- Drawer Insert cannot be used in lateral files with individually locking drawers.
- Top lateral file drawer, or only file drawer, of an X Series combination unit will not accommodate a Drawer Insert; the remaining positions are able to accommodate the Drawer Insert.
- Top lateral file drawer in an X Series Lateral File with sliding or hinge doors cannot accommodate a Drawer Insert; the remaining positions are able to accommodate the Drawer Insert.
- Drawer Insert cannot be used in a drawer with a receding door.
- PDA Tray is designed to slide side-to-side along the Drawer Insert front and back panels allowing access to drawer contents below the PDA Tray.

**Note:** Snow (TR-FM) plastic trim color is not recommended for use with painted trim colors Plaster (TR-TW) or Chalk (TR-AK). Refer to Very® Seating chainset for Snow.

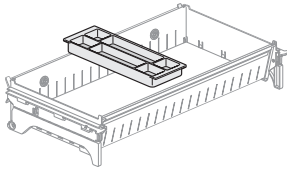
## Accessories

	Number	Price
<b>PDA Tray</b>	KJTY-12	\$37.78
 <p>KJTY-12</p> <p><b>Features</b></p> <ul style="list-style-type: none"> <li>Includes one rectangular PDA tray, one small ring, and one large ring.</li> <li>PDA Tray:               <ul style="list-style-type: none"> <li>–Outside dimensions - 1.38”(35mm)H x 11.75”(298mm)W x 16.12”(409mm)L</li> <li>–Inside dimensions - 1.25”(32mm)H x 11.5”(292mm)W x 12.87”(327mm)L</li> </ul> </li> <li>Small ring:               <ul style="list-style-type: none"> <li>–Outside dimensions - 1”(25mm)H x 5.55”(141mm)W x 5.55”(141mm)L</li> </ul> </li> <li>Large ring:               <ul style="list-style-type: none"> <li>–Outside dimensions - 1”(25mm)H x 5.98”(152mm)W x 11.43”(290mm)L</li> </ul> </li> <li>PDA Tray has cutouts to allow for low voltage cable management.</li> <li>PDA Tray and rings are plastic.</li> <li>Standard in Snow trim.</li> </ul> <p><b>To Order, Specify:</b></p> <p>1) Product number. (No finish specification required.)</p> <p><b>Specification Tips</b></p> <ul style="list-style-type: none"> <li>PDA Tray designed to be used with the Drawer Insert or as a stand alone accessory in X Series, V Series, Masters Series and Compose Storage file drawers.</li> <li>Designed to slide side-to-side along the Drawer Insert front and back panels, or hanging bars in file drawers, allowing access to drawer contents below the PDA Tray.</li> <li>Files cannot be hung in lateral file drawers when using the PDA Tray.</li> </ul> <p><b>Note:</b> Snow (TR-FM) plastic trim color is not recommended for use with painted trim colors Plaster (TR-TW) or Chalk (TR-AK). Refer to Very® Seating chainset for Snow.</p>		

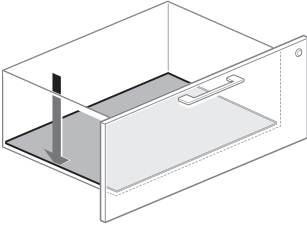
	Height	Depth	Number	Price
<b>Dividers</b>	3.4”(86mm)	14.97”(390mm)	KDV-0000	\$21.26
 <p>KDV</p> <p><b>Features</b></p> <ul style="list-style-type: none"> <li>Includes set of three plastic dividers.</li> <li>Designed to be used with the Drawer Insert.</li> <li>Standard in Snow trim.</li> </ul> <p><b>To Order, Specify:</b></p> <p>1) Product number. (No finish specification required.)</p> <p><b>Note:</b> Snow (TR-FM) plastic trim color is not recommended for use with painted trim colors Plaster (TR-TW) or Chalk (TR-AK). Refer to Very® Seating chainset for Snow.</p>				

	Height	Depth	Width	Number	Price
<b>Personal Tray</b>	1.38”(35mm)	5.88”(149mm)	12.87”(327mm)	KJTY-10	\$18.61
 <p>KJTY-10</p> <p><b>Features</b></p> <ul style="list-style-type: none"> <li>Includes one rectangle plastic tray.               <ul style="list-style-type: none"> <li>–Outside dimensions: 1.38”(35mm)H x 5.88”(149mm)W x 12.87”(327mm)L</li> <li>–Inside dimensions: 1.25”(32mm)H x 5.63”(143mm)W x 11.5”(292mm)L</li> </ul> </li> <li>Can be hung between the separately specified dividers of the Drawer Insert.</li> <li>Can be used as a freestanding accessory in X Series and V Series lateral files, X Series Pedestal, Beside 12”(305mm) drawers, Masters Series Pedestal and Compose Storage Pedestal.</li> <li>Standard in Snow trim.</li> </ul> <p><b>To Order, Specify:</b></p> <p>1) Product number. (No finish specification required.)</p> <p><b>Note:</b> Snow (TR-FM) plastic trim color is not recommended for use with painted trim colors Plaster (TR-TW) or Chalk (TR-AK). Refer to Very® Seating chainset for Snow.</p>					

## Accessories

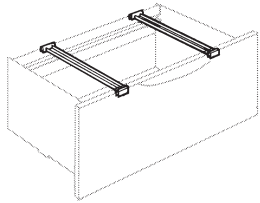
	Height	Depth	Width	Number	Price
<b>Pencil Tray</b>	1.25"(32mm)	5.5"(140mm)	16.3"(414mm)	KJTY-9	\$43.04
	<b>Features</b>			<b>To Order, Specify:</b>	
	<ul style="list-style-type: none"><li>• Includes one plastic tray.</li><li>• Suspends from sides of the Drawer Insert; X Series, V Series hanging bars; Masters Series 6"(152mm) drawer.</li><li>• Standard in Snow trim.</li></ul>			1) Product number. (No finish specification required.)	
	<b>Specification Tip</b>				
<ul style="list-style-type: none"><li>• Files cannot be hung in X Series and V Series lateral file drawers when using the Pencil tray.</li></ul>					

KJTY-9

<b>Drawer Liner</b>	Description	Number	Price
	<b>Drawer Insert</b>		
	30"(762mm) Wide Drawer Insert	KJFL-0030-JI	\$31.87
	36"(914mm) Wide Drawer Insert	KJFL-0036-JI	35.85
	42"(1067mm) Wide Drawer Insert	KJFL-0042-JI	39.83
	<b>X Series</b>		
	30"(762mm) Wide File Insert	KJFL-0030-JL	\$31.87
	36"(914mm) Wide File Insert	KJFL-0036-JL	35.85
	42"(1067mm) Wide File Insert	KJFL-0042-JL	39.83
	18"(457mm) Deep Combination Unit Box Drawer	KJFL-0018-JC	23.91
	18"(457mm) Deep Pedestal Box Drawer	KJFL-0018-JP	23.91
	24"(610mm) Deep Pedestal Box Drawer	KJFL-0024-JP	27.89
	30"(762mm) Deep Pedestal Box Drawer	KJFL-0030-JP	31.87
	<b>Beside</b>		
	24"(610mm) Deep Box Drawer	KJFL-0024-QL	\$27.89
	30"(762mm) Deep Box Drawer	KJFL-0030-QL	31.87
	36"(914mm) Deep Box Drawer	KJFL-0036-QL	35.85
	<b>Features</b>		
	<ul style="list-style-type: none"> <li>Drawer Liner is a soft felt like covering that sits on the bottom of the metal drawer body.</li> <li>Liners are dimensioned for specific drawer bodies.</li> <li>Standard in Charcoal Gray.</li> </ul>		
	<b>To Order, Specify:</b>		
	1) Product number. (No finish specification required.)		

## Accessories

	Depth	Number	Price
<b>Front-to-Back Hanging Bars</b>	15.5"(394mm)	JFFA-15	\$32.42



JFFA-15

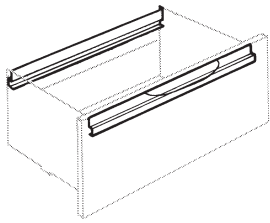
**Features**

- Includes two front-to-back hanging bars.
- Spans between side-to-side hanging bars in lateral file drawers to convert drawer to front-to-back suspended filing format.
- Rear hanging bars must be set at EDP depth.
- Standard in black finish color only.

**To Order, Specify:**

- 1) Product number.  
(No finish specification required.)

	File Width	Number	Price
<b>Side-to-Side Hanging Bars</b>	30"(762mm)	JFHA-30	\$58.27
	36"(914mm)	JFHA-36	58.27
	42"(1067mm)	JFHA-42	58.27



JFHA

**Features**

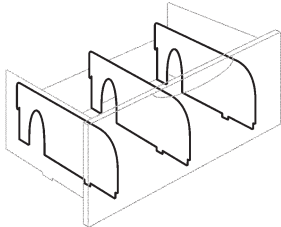
- Includes two side-to-side hanging bars.
- Standard in black finish color only.

**Note:** Side-to-side hanging bars ship standard in all lateral file drawers.

**To Order, Specify:**

- 1) Product number.  
(No finish specification required.)

	Height	Number	Price
<b>Dividers</b>	7"(178mm)	JFDA-15	\$33.96



JFDA-15

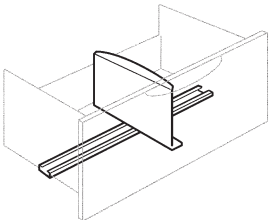
**Features**

- Includes three dividers that insert into 1"(25mm) incremental slots in bottom and back of file drawer.
- Standard in black finish color only.

**To Order, Specify:**

- 1) Product number.  
(No finish specification required.)

	Height	File Width	Number	Price
<b>Compressor</b>	7"(178mm)	30"(762mm)	JFCA-30	\$89.53
		36"(914mm)	JFCA-36	89.53
		42"(1067mm)	JFCA-42	89.53



JFCA

**Features**

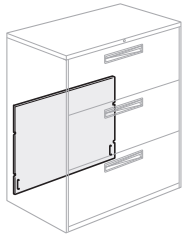
- Includes one compressor and horizontal track.
- Spring clip release for manual drawer settings.
- Standard in black finish color only.
- For 1.5H Box File drawer use part number LDV-06.

**To Order, Specify:**

- 1) Product number.  
(No finish specification required.)

## Accessories

	File Width	Number	Price
<b>Counterweight</b>	30"(762mm)	JFWA-30	\$139.65
	36"(914mm)	JFWA-36	167.20
	42"(1067mm)	JFWA-42	194.57



JFWA

Class FM

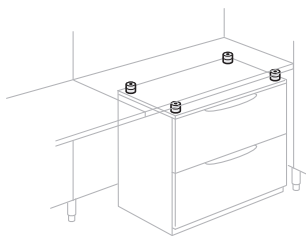
**Features**

- Includes counterweight and attachment hardware.
- Required for use with 3H, 4H or 5H freestanding lateral files when not ganged together or anchored to a fixed object.
- Recycled extruded material - black only.
- For use with X and V Series lateral files only.

**Note:** 2H freestanding lateral files ship standard with installed counterweight.

**To Order, Specify:**

- 1) Product number.  
(No finish specification required.)

**Worksurface Height Adjustment Kit for Attached Lateral File**

JSHA-1

Class FM

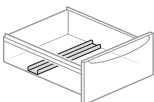
Height	Number	Price
1-2"(25-51mm)	JSHA-1	\$32.97

**Features**

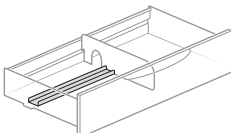
- Includes eight height adjustment spacers and attachment hardware.
- Provides height adjustment for file-supported panel-hung worksurfaces.
- Raises worksurfaces in 1"(25mm) increments up to 2"(51mm) above standard worksurface height.
- Standard in charcoal finish color only.

**To Order, Specify:**

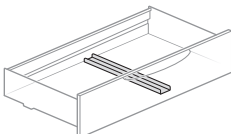
- 1) Product number.  
(No finish specification required.)

**U Channel Divider**

KUAU-1203-JP



KUAU-1203-JL



KUAU-1603-JL

Class YA

Actual Height	Actual Width	Actual Length	Number	Trim A	B
<b>Pedestal Box Drawer, Front-to-Back</b>					
1"(25mm)	2.75"(70mm)	11.5"(292mm)	KUAU-1203-JP	\$63.79	\$72.09
<b>Lateral Box Drawer, Side-to-Side</b>					
1"(25mm)	2.75"(70mm)	11.875"(302mm)	KUAU-1203-JL	\$63.79	\$72.09
<b>Lateral Box Drawer, Front-to-Back</b>					
1"(25mm)	2.75"(70mm)	16.375"(416mm)	KUAU-1603-JL	\$73.23	\$83.93

**Feature**

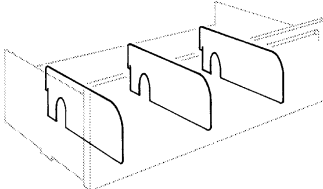
- Includes one steel open channel that divides a pedestal box drawer, lateral box drawer, or lateral file drawer.

**To Order, Specify:**

- 1) Product number.
- 2) Trim color.

**Specification Tips**

- When placed in pedestal box drawer, U channel divider (KUAU-1203-JP) fits side-to-side.
- When placed in lateral box drawer, U channel divider (KUAU-1203-JL) fits side-to-side with use of drawer divider (LDV-3).
- When placed in lateral box drawer, U channel divider (KUAU-1603-JL) fits front-to-back.

**Dividers**

LDV

Class FM

Description	Number	Price
For 9"(229mm)-high drawer or shelf	LDV-09	\$48.14
For 6"(152mm)-high drawer or shelf	LDV-06	48.14
For 3"(76mm)-high drawer or shelf	LDV-03	48.14

**Features**

- Includes three (3) dividers dimensioned to utilize the full drawer depth.
- For use in files manufactured after 6/28/93.
- Dividers may be used with any file width and can be adjusted at 1"(25mm) increments.
- Standard in black finish color only.

**To Order, Specify:**

- 1) Product number.  
(No color specification required.)

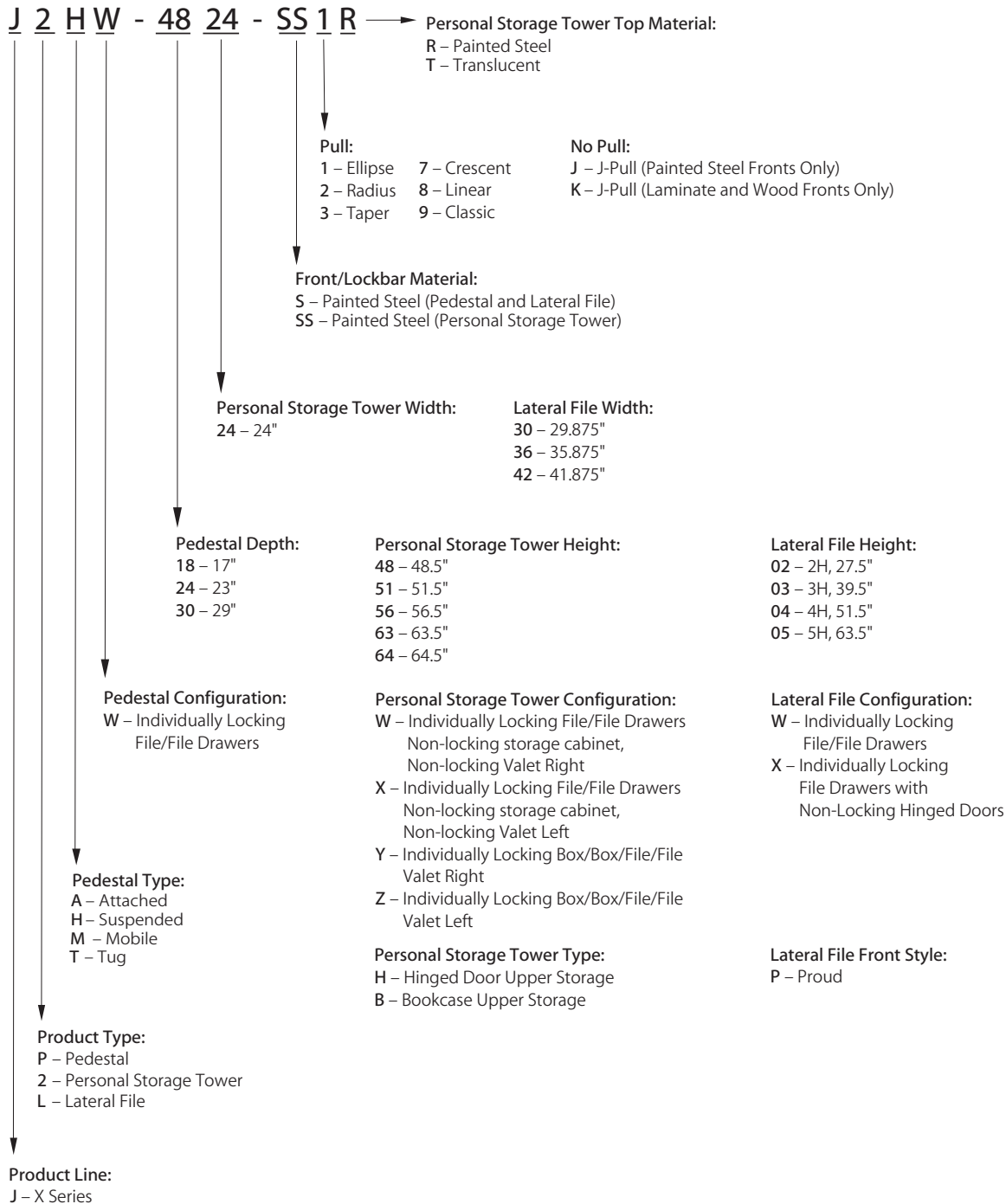
**Specification Tips**

- Files manufactured before 6/28/93, order dividers from lateral files eParts.
- LDV-06 can be used in 1.5H Box File drawer.




This page intentionally blank

# X Series Filing & Storage with Individually Locking Drawers — Catalog Logic

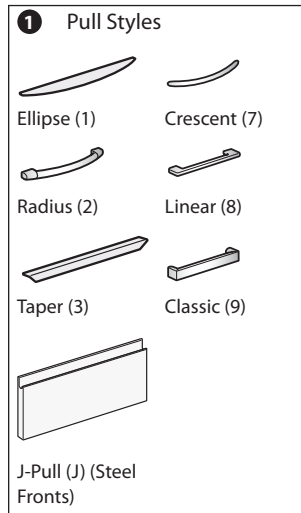


# X Series Filing & Storage with Individually Locking Drawers

Attached Pedestal with Individually Locking Drawers



JPAW-18-S



Actual Depth	Actual Width	Pull	Number <sup>1</sup>	Trim A	B
<b>27.5"(699mm) High, File/File</b>					
17"(432mm)	15"(381mm)	1, J	JPAW-18-S	<b>\$674.17</b>	<b>\$739.49</b>
		2, 3	JPAW-18-S	<b>733.55</b>	<b>798.87</b>
		7, 8, 9	JPAW-18-S	<b>747.83</b>	<b>813.15</b>
23"(584mm)	15"(381mm)	1, J	JPAW-24-S	<b>\$708.43</b>	<b>\$783.26</b>
		2, 3	JPAW-24-S	<b>767.81</b>	<b>842.64</b>
		7, 8, 9	JPAW-24-S	<b>782.09</b>	<b>856.92</b>
29"(737mm)	15"(381mm)	1, J	JPAW-30-S	<b>\$742.69</b>	<b>\$827.03</b>
		2, 3	JPAW-30-S	<b>802.07</b>	<b>886.41</b>
		7, 8, 9	JPAW-30-S	<b>816.35</b>	<b>900.69</b>

## Features

- Includes steel pedestal with individually locking drawers and attachment hardware.
- Each drawer includes one compressor.
- Optional drawer pulls include Ellipse, Radius, Taper, Crescent, Linear, Classic, and J-Pull.
  - Ellipse pull available in non-Metallic trim colors only
  - Radius pull available in Metallic trim colors only
  - Taper and J-Pull pull trim color matches case trim color
  - Crescent, Linear and Classic pulls are brushed nickel finish
- Drawers have full extension steel ball-bearing slides.
- Drawer interiors and accessories are black finish color.
- Pedestal has two locks; left-hand lock secures top file drawer, right-hand lock secures bottom file drawer.
- Lock plugs are available in black or chrome.
- For lock options, refer to Lock Program section of the Accessories Price List.
- Glides provide 1"(25mm) adjustment range.

## To Order, Specify:


- Product number.
- Trim color for case and front.
- Trim color for pull (Ellipse and Radius only).
  - Ellipse (Non-Metallic trim colors only)
  - Radius (Metallic trim colors only; upcharge for Metallic trim on pull is included in price.)
- Trim color for lock plug.

## Specification Tips

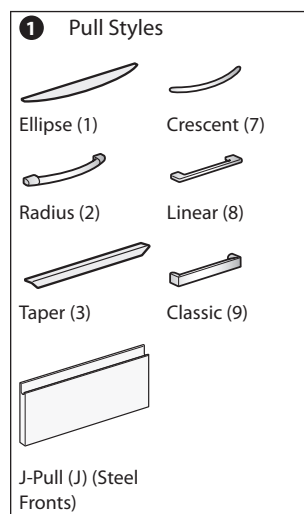
- When attaching pedestal to a square edge worksurface, the pedestal depth must be equal to, or less than the worksurface depth.
  - 18"(457mm) square edge worksurface accepts an 18"(457mm) deep pedestal
  - 24"(610mm) square edge worksurface accepts an 18"(457mm) or 24"(610mm) deep pedestal
  - 30"(762mm) square edge worksurface accepts an 18"(457mm), 24"(610mm), or 30"(762mm) deep pedestal
- When attaching pedestal to a knife edge worksurface, the pedestal depth must be at least 6"(152mm) less than worksurface depth.
  - 18"(457mm) deep knife edge worksurface will not accept an attached pedestal
  - 24"(610mm) deep knife edge worksurface will accept an 18"(457mm) deep pedestal
  - 30"(762mm) deep knife edge worksurface will accept an 18"(457mm) or 24"(610mm) deep pedestal
- When using pedestal to support one end of a worksurface in a panel system application, secure the worksurface to the panel using a corner bracket, cantilever, or pedestal to panel bracket; specified separately.
- When attaching a panel-hung worksurface up to 2"(51mm) higher than standard mounting height, use a worksurface height adjustment kit; specified separately.
- Not for use with 18"(457mm) deep worksurface with knife edge.
- 18"(457mm)-deep pedestal accommodates letter-size filing only.
- Additional accessories are available and can be specified separately.

# X Series Filing & Storage with Individually Locking Drawers

Suspended Pedestal with Individually Locking Drawers



JPHW-18-S



Actual Depth	Actual Width	Pull	Number ①	Trim A	B
<b>27.5" (699mm) High, File/File</b>					
17" (432mm)	15" (381mm)	1, J	JPHW-18-S	<b>\$615.69</b>	<b>\$672.69</b>
		2, 3	JPHW-18-S	<b>675.07</b>	<b>732.07</b>
		7, 8, 9	JPHW-18-S	<b>689.35</b>	<b>746.35</b>
23" (584mm)	15" (381mm)	1, J	JPHW-24-S	<b>\$649.95</b>	<b>\$716.46</b>
		2, 3	JPHW-24-S	<b>709.33</b>	<b>775.84</b>
		7, 8, 9	JPHW-24-S	<b>723.61</b>	<b>790.12</b>

## Features

- Includes steel pedestal with individually locking drawers and attachment hardware.
- Each drawer includes one compressor.
- Optional drawer pulls include Ellipse, Radius, Taper, Crescent, Linear, Classic, and J-Pull.
  - Ellipse pull available in non-Metallic trim colors only
  - Radius pull available in Metallic trim colors only
  - Taper and J-Pull pull trim color matches case trim color
  - Crescent, Linear and Classic pulls are brushed nickel finish
- Drawers have full extension steel ball-bearing slides.
- Drawer interiors and accessories are black finish color.
- Pedestal has two locks; left-hand lock secures top file drawer, right-hand lock secures bottom file drawer.
- Lock plugs are available in black or chrome.
- For lock options, refer to Lock Program section of the Accessories Price List.

## To Order, Specify:


- Product number.
- Trim color for case and front.
- Trim color for pull (Ellipse and Radius only).
  - Ellipse (Non-Metallic trim colors only)
  - Radius (Metallic trim colors only; upcharge for Metallic trim on pull is included in price.)
- Trim color for lock plug.

## Specification Tips

- When attaching pedestal to a square edge worksurface, the pedestal depth must be equal to, or less than the worksurface depth.
  - 18" (457mm) square edge worksurface accepts an 18" (457mm) deep pedestal
  - 24" (610mm) square edge worksurface accepts an 18" (457mm) or 24" (610mm) deep pedestal
  - 30" (762mm) square edge worksurface accepts an 18" (457mm), 24" (610mm), or 30" (762mm) deep pedestal
- When attaching pedestal to a knife edge worksurface, the pedestal depth must be at least 6" (152mm) less than worksurface depth.
  - 18" (457mm) deep knife edge worksurface will not accept a suspended pedestal
  - 24" (610mm) deep knife edge worksurface will accept an 18" (457mm) deep pedestal
  - 30" (762mm) deep knife edge worksurface will accept an 18" (457mm) or 24" (610mm) deep pedestal
- For use with Compose, UniGroup, UniGroup Too, and PLACES systems applications only.
- Not for use with steel caseloads.
- Not for use with 18" (457mm) deep worksurface with knife edge.
- 18" (457mm) deep pedestal accommodates letter-size filing only.
- Additional accessories are available and can be specified separately.

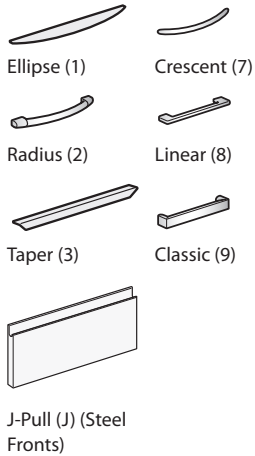
# X Series Filing & Storage with Individually Locking Drawers

Mobile Pedestal with Individually Locking Drawers



JPMW-18-S

## 1 Pull Styles



Actual Depth	Actual Width	Pull	Number ①	Trim A	B
<b>27.5" (699mm) High, File/File</b>					
17" (432mm)	15" (381mm)	1, J	JPMW-18-S	\$792.34	\$ 857.66
		2, 3	JPMW-18-S	851.72	917.04
		7, 8, 9	JPMW-18-S	866.00	931.32
23" (584mm)	15" (381mm)	1, J	JPMW-24-S	\$826.60	\$ 901.43
		2, 3	JPMW-24-S	885.98	960.81
		7, 8, 9	JPMW-24-S	900.26	975.09
29" (737mm)	15" (381mm)	1, J	JPMW-30-S	\$860.86	\$ 945.20
		2, 3	JPMW-30-S	920.24	1004.58
		7, 8, 9	JPMW-30-S	934.52	1018.86

## Features

- Includes steel pedestal with individually locking drawers and non-locking casters; two fixed casters in front, and two swivel casters at the back.
- Each drawer includes one compressor.
- Optional drawer pulls include Ellipse, Radius, Taper, Crescent, Linear, Classic, and J-Pull.
  - Ellipse pull available in non-Metallic trim colors only
  - Radius pull available in Metallic trim colors only
  - Taper and J-Pull pull trim color matches case trim color
  - Crescent, Linear and Classic pulls are brushed nickel finish
- Drawers have full extension steel ball-bearing slides.
- Drawer interiors and accessories are black finish color.
- Pedestal has two locks; left-hand lock secures top file drawer, right-hand lock secures bottom file drawer.
- Lock plugs are available in black or chrome.
- For lock options, refer to Lock Program section of the Accessories Price List.

## To Order, Specify:

- Product number.
- Trim color for case and front.
- Trim color for pull (Ellipse and Radius only).
  - Ellipse (Non-Metallic trim colors only)
  - Radius (Metallic trim colors only; upcharge for Metallic trim on pull is included in price.)
- Trim color for lock plug.

## Specification Tips

- For a mobile pedestal with a cushion top, specify **C** in the third option.


**Example:** JMPA-24-S1C.

A pedestal with this option will not include a top, allowing a cushion top to be field installed. Specify cushion top separately.

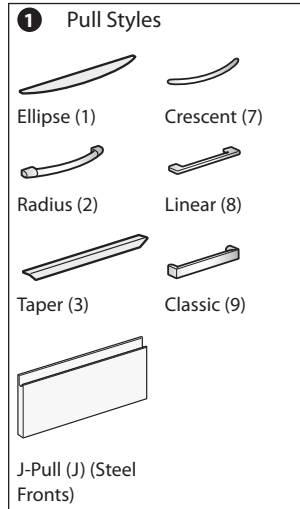
- Mobile file/file pedestal with a cushion top will not fit under a work surface.
- 18" (457mm) deep pedestal accommodates letter-size filing only.
- Additional accessories are available and can be specified separately.

# X Series Filing & Storage with Individually Locking Drawers

Tug Pedestal with Individually Locking Drawers



JPTW-24-S



Actual Depth	Actual Width	Pull	Number ①	Trim A	B
<b>27.5" (699mm) High, File/File</b>					
23" (584mm)	15" (381mm)	1, J	JPTW-24-S	\$ 975.05	\$1049.88
		2, 3	JPTW-24-S	1034.43	1109.26
		7, 8, 9	JPTW-24-S	1048.71	1123.54
29" (737mm)	15" (381mm)	1, J	JPTW-30-S	\$1051.29	\$1135.63
		2, 3	JPTW-30-S	1110.67	1195.01
		7, 8, 9	JPTW-30-S	1124.95	1209.29

## Features

- Includes steel pedestal with individually locking drawers, attached handle, and non-locking casters; two swivel casters in front, and two fixed casters at the back.
- Each drawer includes one compressor.
- Optional drawer pulls include Ellipse, Radius, Taper, Crescent, Linear, Classic, and J-Pull.
  - Ellipse pull available in non-Metallic trim colors only
  - Radius pull available in Metallic trim colors only
  - Taper and J-Pull pull trim color matches case trim color
  - Crescent, Linear and Classic pulls are brushed nickel finish
- Handle matches case trim color and is centered in lockbar.
- Drawers have full extension steel ball-bearing slides.
- Drawer interiors and accessories are black finish color.
- Pedestal has two locks; left-hand lock secures top file drawer, right-hand lock secures bottom file drawer.
- Lock plugs are available in black or chrome.
- For lock options, refer to Lock Program section of the Accessories Price List.

## To Order, Specify:

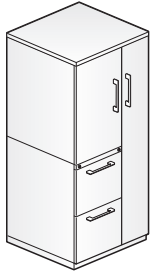
- Product number.
- 1 Pull** (see side bar)
- Trim color for case and front.
  - Ellipse (Non-Metallic trim colors only)
  - Radius (Metallic trim colors only; upcharge for Metallic trim on pull is included in price.)
- Trim color for lock plug.

## Specification Tips

- Additional accessories are available and can be specified separately.
- Tug pedestal will not accommodate digital lock.


# X Series Filing & Storage with Individually Locking Drawers

4H Personal Storage Tower with Individually Locking Drawers and Hinged Door Upper Storage

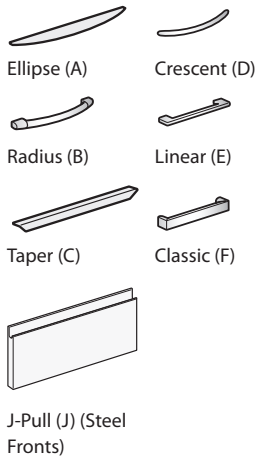


J2HW-4824-SS

## 1 Standard Door Pull Styles



## 1 Touch Latch Door Pull Styles



Actual Depth	Actual Width	Pull	Number	1 2	Trim A	B
<b>4H, 48.5" (1232mm) – File/File, Valet Right</b>						
23.625" (600mm)	24" (610mm)	1, J	J2HW-4824-SS		<b>\$2866.44</b>	<b>\$3043.40</b>
		2, 3	J2HW-4824-SS		<b>2954.33</b>	<b>3131.29</b>
		7, 8, 9	J2HW-4824-SS		<b>2982.89</b>	<b>3159.85</b>
<b>4H, 48.5" (1232mm) – File/File, Valet Left</b>						
23.625" (600mm)	24" (610mm)	1, J	J2HX-4824-SS		<b>\$2866.44</b>	<b>\$3043.40</b>
		2, 3	J2HX-4824-SS		<b>2954.33</b>	<b>3131.29</b>
		7, 8, 9	J2HX-4824-SS		<b>2982.89</b>	<b>3159.85</b>
<b>4H, 51.5" (1308mm) – File/File, Valet Right</b>						
23.625" (600mm)	24" (610mm)	1, J	J2HW-5124-SS		<b>\$2970.96</b>	<b>\$3158.61</b>
		2, 3	J2HW-5124-SS		<b>3058.85</b>	<b>3246.50</b>
		7, 8, 9	J2HW-5124-SS		<b>3087.41</b>	<b>3275.06</b>
<b>4H, 51.5" (1308mm) – File/File, Valet Left</b>						
23.625" (600mm)	24" (610mm)	1, J	J2HX-5124-SS		<b>\$2970.96</b>	<b>\$3158.61</b>
		2, 3	J2HX-5124-SS		<b>3058.85</b>	<b>3246.50</b>
		7, 8, 9	J2HX-5124-SS		<b>3087.41</b>	<b>3275.06</b>

## Features

- Includes:
  - Pedestal section with individually locking drawers
  - Non-locking valet with coat rod
  - Non-locking upper storage unit with one removable shelf. Shelf is positioned at 12.5" (318mm) from bottom of hinged door area
- Each drawer includes one compressor.
- Optional drawer/door pulls include Ellipse, Radius, Taper, Crescent, Linear, Classic, and J-Pull.
  - Ellipse pull available in non-Metallic trim colors only
  - Radius pull available in Metallic trim colors only
  - Taper and J-Pull pull trim color matches case trim color
  - Crescent, Linear and Classic pulls are brushed nickel finish
  - J-Pull available with touch latch doors only
- Standard door or touch latch door choice is determined by pull style code.
- Drawers have full extension steel ball-bearing slides.
- Interiors, shelf, and accessories are black finish color.
- Drawer section contains two locks; left-hand lock secures top file drawer, right-hand lock secures bottom file drawer.
- Valet and storage doors do not lock.
- Lock plugs are available in black or chrome.
- For lock options, refer to Lock Program section of the Accessories Price List.
- Glides provide 1" (25mm) adjustment range.

## Specification Tips

- Optional white translucent top adds 2.75" (70mm) to overall height of unit.
- Additional storage unit shelves can be specified separately.

## To Order, Specify:

- Product number.

**1 Pull** (see side bar)  
**\$30.87** upcharge list for touch latch doors

## 2 Top Option:

**R** Regular top

**T** Translucent top, add **\$527.31** list

- Trim color for case and front.

- Trim color for pull (Ellipse and Radius only).


–Ellipse (Non-Metallic trim colors only)  
 –Radius (Metallic trim colors only; upcharge for Metallic trim on pull is included in price.)

- Trim color for lock plug.

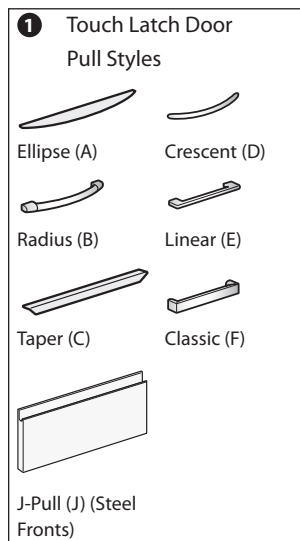
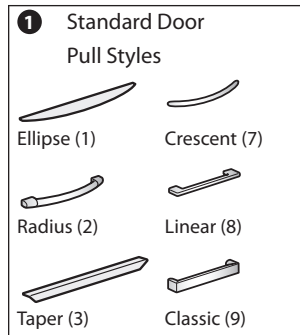


# X Series Filing & Storage with Individually Locking Drawers

4H Personal Storage Tower with Individually Locking Drawers and Bookcase Upper Storage



J2BW-4824-SS



Actual Depth	Actual Width	Pull	Number	1 2	Trim A	B
<b>4H, 48.5" (1232mm) – File/File, Valet Right</b>						
23.625" (600mm)	24" (610mm)	1, J	J2BW-4824-SS		<b>\$2607.55</b>	<b>\$2784.50</b>
		2, 3	J2BW-4824-SS		<b>2665.75</b>	<b>2842.70</b>
		7, 8, 9	J2BW-4824-SS		<b>2687.17</b>	<b>2864.12</b>
<b>4H, 48.5" (1232mm) – File/File, Valet Left</b>						
23.625" (600mm)	24" (610mm)	1, J	J2BX-4824-SS		<b>\$2607.55</b>	<b>\$2784.50</b>
		2, 3	J2BX-4824-SS		<b>2665.75</b>	<b>2842.70</b>
		7, 8, 9	J2BX-4824-SS		<b>2687.17</b>	<b>2864.12</b>
<b>4H, 51.5" (1308mm) – File/File, Valet Right</b>						
23.625" (600mm)	24" (610mm)	1, J	J2BW-5124-SS		<b>\$2695.43</b>	<b>\$2883.07</b>
		2, 3	J2BW-5124-SS		<b>2753.63</b>	<b>2941.27</b>
		7, 8, 9	J2BW-5124-SS		<b>2775.05</b>	<b>2962.69</b>
<b>4H, 51.5" (1308mm) – File/File, Valet Left</b>						
23.625" (600mm)	24" (610mm)	1, J	J2BX-5124-SS		<b>\$2695.43</b>	<b>\$2883.07</b>
		2, 3	J2BX-5124-SS		<b>2753.63</b>	<b>2941.27</b>
		7, 8, 9	J2BX-5124-SS		<b>2775.05</b>	<b>2962.69</b>

## Features

- Includes:
  - Pedestal section with Individually locking drawers
  - Non-locking valet with coat rod
  - Side-facing bookcase with one shelf that adjusts in 3" (76mm) increments
- Each drawer includes one compressor.
- Optional drawer/door pulls include Ellipse, Radius, Taper, Crescent, Linear, Classic, and J-Pull.
  - Ellipse pull available in non-Metallic trim colors only
  - Radius pull available in Metallic trim colors only
  - Taper and J-Pull pull trim color matches case trim color
  - Crescent, Linear and Classic pulls are brushed nickel finish
  - J-Pull available with touch latch doors only
- Standard door or touch latch door choice is determined by pull style code.
- Drawers have full extension steel ball-bearing slides.
- Drawer Interiors and accessories are black finish color; bookcase, shelf, and valet interior match case color.
- Drawer section contains two locks; left-hand lock secures top file drawer, right-hand lock secures bottom file drawer.
- Valet door does not lock.
- All locks in tower have the same key number.
- Lock plugs are available in black or chrome.
- For lock options, refer to Lock Program section of the Accessories Price List.
- Glides provide 1" (25mm) adjustment range.

## To Order, Specify:

- Product number.
- 1 Pull** (see side bar)
  - \$30.87** upcharge list for touch latch doors
- 2 Top Option:**
  - R** Regular top
  - T** Translucent top, add **\$527.31** list
- Trim color for case and front.
- Trim color for pull (Ellipse and Radius only).
  - Ellipse (Non-Metallic trim colors only)
  - Radius (Metallic trim colors only; upcharge for Metallic trim on pull is included in price.)
- Trim color for lock plug.

## Specification Tips

- Optional white translucent top adds 2.75" (70mm) to overall height of unit.
- Additional storage unit shelves can be specified separately.

# X Series Filing & Storage with Individually Locking Drawers


5H Personal Storage Tower with Individually Locking Drawers and Hinged Door Upper Storage





J2HW-5624-55


1


Standard Door  
Pull Styles


  
Ellipse (1)

  
Crescent (7)

  
Radius (2)


  
Linear (8)


  
Taper (3)


  
Classic (9)


1


Touch Latch Door  
Pull Styles


  
Ellipse (A)

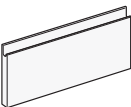
  
Crescent (D)

  
Radius (B)

  
Linear (E)

  
Taper (C)

  
Classic (F)

  
J-Pull (J) (Steel Fronts)

### Features

- Includes:
  - Pedestal section with Individually locking drawers
  - Non-locking valet with coat rod
  - Non-locking upper storage unit contains one or more removable shelves
- Storage unit in 56.5”(1453mm) high tower includes one removable shelf.
- Storage unit in 63.5”(1613mm) and 64.5”(1638mm) high towers with File/File drawers includes two removable shelves.
- Storage unit in 63.5”(1613mm) and 64.5”(1638mm) high towers with Box/Box/File/File drawers includes one removable shelf.
- Each drawer includes one compressor.
- Optional drawer/door pulls include Ellipse, Radius, Taper, Crescent, Linear, Classic, and J-Pull.
  - Ellipse pull available in non-Metallic trim colors only
  - Radius pull available in Metallic trim colors only
  - Taper and J-Pull pull trim color matches case trim color
  - Crescent, Linear and Classic pulls are brushed nickel finish
  - J-Pull available with touch latch doors only
- Standard door or touch latch door choice is determined by pull style code.
- Drawers have full extension steel ball-bearing slides.
- Interiors, shelf, and accessories are black finish color.
- Drawer section contains two locks;
  - Left-hand lock secures top file drawer on File/File configuration. Secures top box drawer and upper file drawer on Box/Box/File/File configuration.
  - Right-hand lock secures bottom file drawer on File/File configuration. Secures second box drawer and bottom file drawer on Box/Box/File/File configuration.
- Valet and storage doors do not lock.
- Lock plugs are available in black or chrome.
- For lock options, refer to Lock Program section of the Accessories Price List.
- Glides provide 1”(25mm) adjustment range.

### Specification Tips





























































- Optional white translucent top adds 2.75”(70mm) to overall height of unit.
- Additional storage unit shelves can be specified separately.

### To Order, Specify:

- Product number.
- 1 Pull** (see side bar)  
\$30.87 upcharge list for touch latch doors
- 2 Top Option:**
  - R** Regular top
  - T** Translucent top, add \$527.31 list
- Trim color for case and front.
- Trim color for pull (Ellipse and Radius only).
  - Ellipse (Non-Metallic trim colors only)
  - Radius (Metallic trim colors only; upcharge for Metallic trim on pull is included in price.)
- Trim color for lock plug.

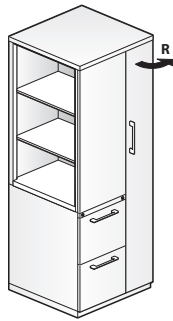
# X Series Filing & Storage with Individually Locking Drawers

5H Personal Storage Tower with Individually Locking Drawers and Hinged Door Upper Storage

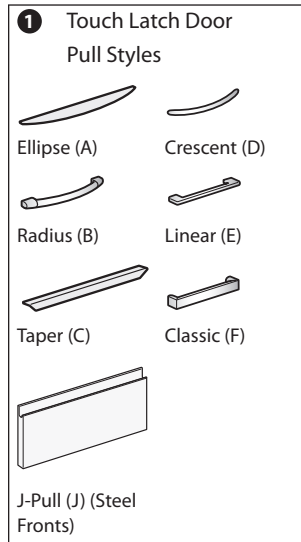
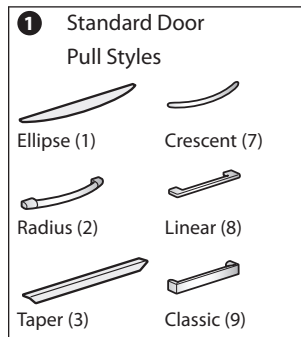
Actual Depth	Actual Width	Pull	Number	① ②	Trim A	B
<b>5H, 56.5" (1435mm) – File/File, Valet Right</b>						
23.625" (600mm)	24" (610mm)	1, J	J2HW-5624-SS	 	\$2974.52	\$3178.78
		2, 3	J2HW-5624-SS	 	3062.41	3266.67
		7, 8, 9	J2HW-5624-SS	 	3090.97	3295.23
<b>5H, 56.5" (1435mm) – File/File, Valet Left</b>						
23.625" (600mm)	24" (610mm)	1, J	J2HX-5624-SS	 	\$2974.52	\$3178.78
		2, 3	J2HX-5624-SS	 	3062.41	3266.67
		7, 8, 9	J2HX-5624-SS	 	3090.97	3295.23
<b>5H, 63.5" (1613mm) – File/File, Valet Right</b>						
23.625" (600mm)	24" (610mm)	1, J	J2HW-6324-SS	 	\$3103.99	\$3330.80
		2, 3	J2HW-6324-SS	 	3191.88	3418.69
		7, 8, 9	J2HW-6324-SS	 	3220.44	3447.25
<b>5H, 63.5" (1613mm) – File/File, Valet Left</b>						
23.625" (600mm)	24" (610mm)	1, J	J2HX-6324-SS	 	\$3103.99	\$3330.80
		2, 3	J2HX-6324-SS	 	3191.88	3418.69
		7, 8, 9	J2HX-6324-SS	 	3220.44	3447.25
<b>5H, 63.5" (1613mm) – Box/Box/File/File, Valet Right</b>						
23.625" (600mm)	24" (610mm)	1, J	J2HY-6324-SS	 	\$3658.94	\$3885.75
		2, 3	J2HY-6324-SS	 	3746.83	3973.64
		7, 8, 9	J2HY-6324-SS	 	3775.39	4002.20
<b>5H, 63.5" (1613mm) – Box/Box/File/File, Valet Left</b>						
23.625" (600mm)	24" (610mm)	1, J	J2HZ-6324-SS	 	\$3658.94	\$3885.75
		2, 3	J2HZ-6324-SS	 	3746.83	3973.64
		7, 8, 9	J2HZ-6324-SS	 	3775.39	4002.20
<b>5H, 64.5" (1638mm) – File/File, Valet Right</b>						
23.625" (600mm)	24" (610mm)	1, J	J2HW-6424-SS	 	\$3191.85	\$3422.25
		2, 3	J2HW-6424-SS	 	3279.74	3510.14
		7, 8, 9	J2HW-6424-SS	 	3308.30	3538.70
<b>5H, 64.5" (1638mm) – File/File, Valet Left</b>						
23.625" (600mm)	24" (610mm)	1, J	J2HX-6424-SS	 	\$3191.85	\$3422.25
		2, 3	J2HX-6424-SS	 	3279.74	3510.14
		7, 8, 9	J2HX-6424-SS	 	3308.30	3538.70
<b>5H, 64.5" (1638mm) – Box/Box/File/File, Valet Right</b>						
23.625" (600mm)	24" (610mm)	1, J	J2HY-6424-SS	 	\$3747.99	\$3978.38
		2, 3	J2HY-6424-SS	 	3835.88	4066.27
		7, 8, 9	J2HY-6424-SS	 	3864.44	4094.83
<b>5H, 64.5" (1638mm) – Box/Box/File/File, Valet Left</b>						
23.625" (600mm)	24" (610mm)	1, J	J2HZ-6424-SS	 	\$3747.99	\$3978.38
		2, 3	J2HZ-6424-SS	 	3835.88	4066.27
		7, 8, 9	J2HZ-6424-SS	 	3864.44	4094.83

# X Series Filing & Storage with Individually Locking Drawers

5H Personal Storage Tower with Individually Locking Drawers and Bookcase



J2BW-5624-SS



Actual Depth	Actual Width	Pull	Number	1 2	Trim A	B
<b>5H, 56.5" (1435mm) – File/File, Valet Right</b>						
23.625" (600mm)	24" (610mm)	1, J	J2BW-5624-SS		\$2789.24	\$2993.51
		2, 3	J2BW-5624-SS		2847.44	3051.71
		7, 8, 9	J2BW-5624-SS		2868.86	3073.13
<b>5H, 56.5" (1435mm) – File/File, Valet Left</b>						
23.625" (600mm)	24" (610mm)	1, J	J2BX-5624-SS		\$2789.24	\$2993.51
		2, 3	J2BX-5624-SS		2847.44	3051.71
		7, 8, 9	J2BX-5624-SS		2868.86	3073.13
<b>5H, 63.5" (1613mm) – File/File, Valet Right</b>						
23.625" (600mm)	24" (610mm)	1, J	J2BW-6324-SS		\$2823.69	\$3050.52
		2, 3	J2BW-6324-SS		2881.89	3108.72
		7, 8, 9	J2BW-6324-SS		2903.31	3130.14
<b>5H, 63.5" (1613mm) – File/File, Valet Left</b>						
23.625" (600mm)	24" (610mm)	1, J	J2BX-6324-SS		\$2823.69	\$3050.52
		2, 3	J2BX-6324-SS		2881.89	3108.72
		7, 8, 9	J2BX-6324-SS		2903.31	3130.14
<b>5H, 64.5" (1638mm) – File/File, Valet Right</b>						
23.625" (600mm)	24" (610mm)	1, J	J2BW-6424-SS		\$2887.82	\$3118.22
		2, 3	J2BW-6424-SS		2946.02	3176.42
		7, 8, 9	J2BW-6424-SS		2967.44	3197.84
<b>5H, 64.5" (1638mm) – File/File, Valet Left</b>						
23.625" (600mm)	24" (610mm)	1, J	J2BX-6424-SS		\$2887.82	\$3118.22
		2, 3	J2BX-6424-SS		2946.02	3176.42
		7, 8, 9	J2BX-6424-SS		2967.44	3197.84

## Features

- Includes:
  - Pedestal section with Individually locking drawers
  - Non-locking valet with coat rod
  - Side-facing bookcase with one or more shelves that are adjustable
- Bookcase in 56.5" (1435mm) high tower includes two shelves that are adjustable in 3" (76mm) increments.
- Bookcase in 63.5" (1613mm) and 64.5" (1638mm) high tower with File/File drawers includes two shelves that are adjustable in 6.25" (159mm) increments.
- Each file drawer includes one compressor.
- Optional drawer/door pulls include Ellipse, Radius, Taper, Crescent, Linear, Classic, and J-Pull.
  - Ellipse pull available in non-Metallic trim colors only
  - Radius pull available in Metallic trim colors only
  - Taper and J-Pull pull trim color matches case trim color
  - Crescent, Linear and Classic pulls are brushed nickel finish
  - J-Pull available with touch latch doors only
- Standard door or touch latch door choice is determined by pull style code.
- Drawers have full extension steel ball-bearing slides.
- Drawer Interiors and accessories are black finish color; bookcase shelf, and valet interior match case color.
- Drawer section contains two locks; left-hand lock secures top file drawer, right-hand lock secures bottom file drawer.
- Valet door does not lock.
- All locks in tower have the same key number.
- Lock plugs are available in black or chrome.
- For lock options, refer to Lock Program section of the Accessories Price List.
- Glides provide 1" (25mm) adjustment range.

## To Order, Specify:

- Product number.

### 1 Pull (see side bar)

\$30.87 upcharge list for touch latch doors

### 2 Top Option:

**R** Regular top

**T** Translucent top, add \$527.31 list

- Trim color for case and front.

- Trim color for pull (Ellipse and Radius only).
  - Ellipse (Non-Metallic trim colors only)
  - Radius (Metallic trim colors only; upcharge for Metallic trim on pull is included in price.)

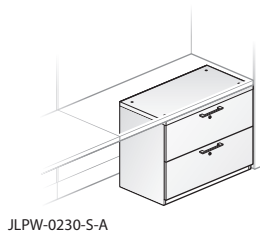
- Trim color for lock plug.

## Specification Tips

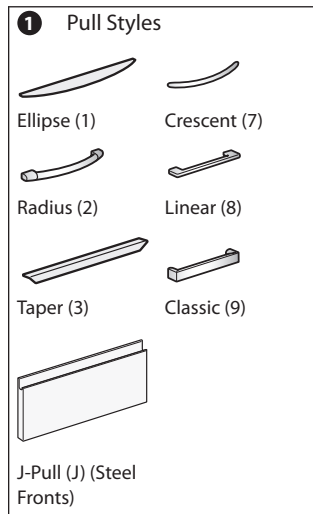
- Optional white translucent top adds 2.75" (70mm) to overall height of unit.
- Additional storage unit shelves can be specified separately.

# X Series Filing & Storage with Individually Locking Drawers

2H Lateral File with Individually Locking Drawers – Proud Style – Attached



JLPW-0230-S-A



Actual Depth	Actual Width	Pull	Number <b>1</b>	Trim A	B
<b>27.5" (699mm) High</b>					
18.75" (476mm)	29.875" (759mm)	1, J	JLPW-0230-S A	<b>\$1174.13</b>	<b>\$1267.08</b>
		2, 3	JLPW-0230-S A	<b>1235.29</b>	<b>1328.24</b>
		7, 8, 9	JLPW-0230-S A	<b>1247.51</b>	<b>1340.46</b>
18.75" (476mm)	35.875" (911mm)	1, J	JLPW-0236-S A	<b>\$1460.05</b>	<b>\$1565.23</b>
		2, 3	JLPW-0236-S A	<b>1521.21</b>	<b>1626.39</b>
		7, 8, 9	JLPW-0236-S A	<b>1533.43</b>	<b>1638.61</b>
18.75" (476mm)	41.875" (1064mm)	1, J	JLPW-0242-S A	<b>\$1745.97</b>	<b>\$1863.38</b>
		2, 3	JLPW-0242-S A	<b>1807.13</b>	<b>1924.54</b>
		7, 8, 9	JLPW-0242-S A	<b>1819.35</b>	<b>1936.76</b>

## Features

- Includes:
  - Individually locking 12" (305mm) high drawers
  - Security shelf between drawers
  - Attachment hardware
- Each drawer includes side-to-side hanging bars that accommodate letter, legal, and EDP suspended file folders.
- Optional drawer pulls include Ellipse, Radius, Taper, Crescent, Linear, Classic, and J-Pull.
  - Ellipse pull available in non-Metallic trim colors only
  - Radius pull available in Metallic trim colors only
  - Taper and J-Pull pull trim color matches case trim color
  - Crescent, Linear and Classic pulls are brushed nickel finish
- Drawers have full extension steel ball-bearing slides.
- Drawer interiors and accessories are black finish color.
- Each drawer has a separate lock, centered on drawer front 3" (76mm) below top edge.
- Lock plugs are available in black or chrome.
- For lock options, refer to Lock Program section of the Accessories Price List.
- Glides provide 1.5" (38mm) adjustment range.

## To Order, Specify:

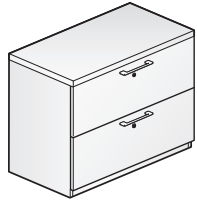
- Product number.
- Trim color for case and front.
- Trim color for pull (Ellipse and Radius only).
  - Ellipse (Non-Metallic trim colors only)
  - Radius (Metallic trim colors only; upcharge for Metallic trim on pull is included in price.)
- Trim color for lock plug.

## Specification Tips

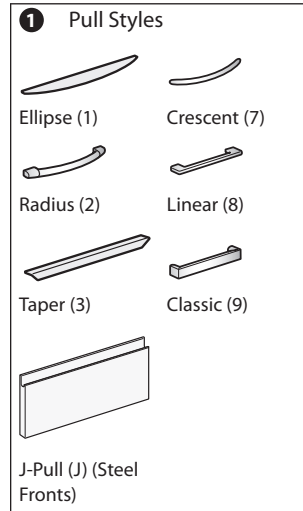
- Must be attached under a worksurface 20" (508mm) deep or deeper.
- When using lateral file to support one end of a worksurface in a panel system application, secure the worksurface to the panel using a corner bracket or cantilever; specified separately.
- When attaching a panel-hung worksurface up to 2" (51mm) higher than standard mounting height, use a worksurface height adjustment kit; specified separately.
- Additional accessories are available and can be specified separately.

# X Series Filing & Storage with Individually Locking Drawers

2H Lateral File with Individually Locking Drawers – Proud Style – Freestanding



JLPW-0230-S



Actual Depth	Actual Width	Pull	Number ①	Trim A	B
<b>27.5"(699mm) High</b>					
18.75"(476mm)	29.875"(759mm)	1, J	JLPW-0230-S	\$1309.90	\$1402.85
		2, 3	JLPW-0230-S	1371.06	1464.01
		7, 8, 9	JLPW-0230-S	1383.28	1476.23
18.75"(476mm)	35.875"(911mm)	1, J	JLPW-0236-S	\$1622.74	\$1727.92
		2, 3	JLPW-0236-S	1683.90	1789.08
		7, 8, 9	JLPW-0236-S	1696.12	1801.30
18.75"(476mm)	41.875"(1064mm)	1, J	JLPW-0242-S	\$1935.58	\$2052.99
		2, 3	JLPW-0242-S	1996.74	2114.15
		7, 8, 9	JLPW-0242-S	2008.96	2126.37

## Features

- Includes:
  - Individually locking 12"(305mm) high drawers
  - Security shelf between drawers
  - Factory-installed counterweight
  - Attachment hardware
- Each drawer includes side-to-side hanging bars that accommodate letter, legal, and EDP suspended file folders.
- Optional drawer pulls include Ellipse, Radius, Taper, Crescent, Linear, Classic, and J-Pull.
  - Ellipse pull available in non-Metallic trim colors only
  - Radius pull available in Metallic trim colors only
  - Taper and J-Pull pull trim color matches case trim color
  - Crescent, Linear and Classic pulls are brushed nickel finish
- Drawers have full extension steel ball-bearing slides.
- Drawer interiors and accessories are black finish color.
- Each drawer has a separate lock, centered on drawer front 3"(76mm) below top edge.
- Lock plugs are available in black or chrome.
- For lock options, refer to Lock Program section of the Accessories Price List.
- Glides provide 1.5"(38mm) adjustment range.

## To Order, Specify:


- Product number.
- Trim color for case and front.
- Trim color for pull (Ellipse and Radius only).
  - Ellipse (Non-Metallic trim colors only)
  - Radius (Metallic trim colors only; upcharge for Metallic trim on pull is included in price.)
- Trim color for lock plug.

## Specification Tip

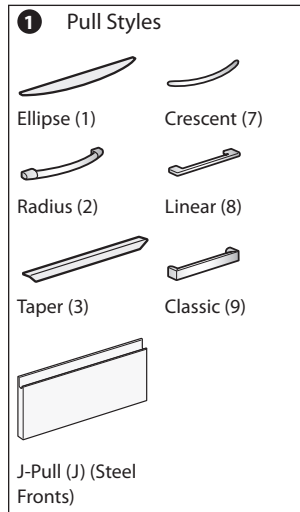
- Additional accessories are available and can be specified separately.

# X Series Filing & Storage with Individually Locking Drawers

3H Lateral File with Individually Locking Drawers – Proud Style



JLPW-0330-S



Actual Depth	Actual Width	Pull	Number ①	Trim A	B
<b>39.5" (699mm) High</b>					
18.75" (476mm)	29.875" (759mm)	1, J	JLPW-0330-S	\$1732.39	\$1859.60
		2, 3	JLPW-0330-S	1824.13	1951.34
		7, 8, 9	JLPW-0330-S	1842.46	1969.67
18.75" (476mm)	35.875" (911mm)	1, J	JLPW-0336-S	\$2058.68	\$2203.00
		2, 3	JLPW-0336-S	2150.42	2294.74
		7, 8, 9	JLPW-0336-S	2168.75	2313.07
18.75" (476mm)	41.875" (1064mm)	1, J	JLPW-0342-S	\$2384.97	\$2546.40
		2, 3	JLPW-0342-S	2476.71	2638.14
		7, 8, 9	JLPW-0342-S	2495.04	2656.47

## Features

- Includes:
  - Individually locking 12" (305mm) high drawers
  - Security shelves between drawers
- Each drawer includes side-to-side hanging bars that accommodate letter, legal, and EDP suspended file folders.
- Optional drawer pulls include Ellipse, Radius, Taper, Crescent, Linear, Classic, and J-Pull.
  - Ellipse pull available in non-Metallic trim colors only
  - Radius pull available in Metallic trim colors only
  - Taper and J-Pull pull trim color matches case trim color
  - Crescent, Linear and Classic pulls are brushed nickel finish
- Drawers have full extension steel ball-bearing slides.
- Drawer interiors and accessories are black finish color.
- Each drawer has a separate lock, centered on drawer front 3" (76mm) below top edge.
- Lock plugs are available in black or chrome.
- For lock options, refer to Lock Program section of the Accessories Price List.
- Glides provide 1.5" (38mm) adjustment range.

## To Order, Specify:

- Product number.
- Trim color for case and front.
- Trim color for pull (Ellipse and Radius only).
  - Ellipse (Non-Metallic trim colors only)
  - Radius (Metallic trim colors only; upcharge for Metallic trim on pull is included in price.)
- Trim color for lock plug.


## Specification Tips

- A separately specified counterweight is recommended when lateral file is not ganged to another file or anchored to a fixed object.
- Additional accessories are available and can be specified separately.

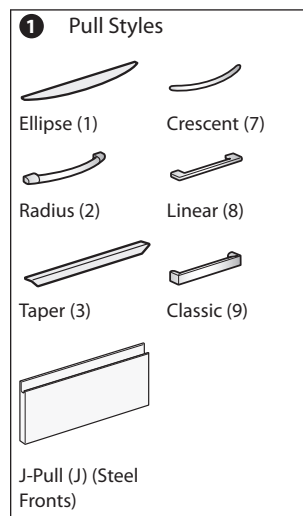


# X Series Filing & Storage with Individually Locking Drawers

4H Lateral File with Individually Locking Drawers – Proud Style



JLPW-0430-S



Actual Depth	Actual Width	Pull	Number ①	Trim A	B
<b>51.5"(1308mm) High</b>					
18.75"(476mm)	29.875"(759mm)	1, J	JLPW-0430-S	<b>\$2290.65</b>	<b>\$2452.09</b>
		2, 3	JLPW-0430-S	<b>2412.97</b>	<b>2574.41</b>
		7, 8, 9	JLPW-0430-S	<b>2437.41</b>	<b>2598.85</b>
18.75"(476mm)	35.875"(911mm)	1, J	JLPW-0436-S	<b>\$2698.90</b>	<b>\$2881.13</b>
		2, 3	JLPW-0436-S	<b>2821.22</b>	<b>3003.45</b>
		7, 8, 9	JLPW-0436-S	<b>2845.66</b>	<b>3027.89</b>
18.75"(476mm)	41.875"(1064mm)	1, J	JLPW-0442-S	<b>\$3107.15</b>	<b>\$3310.17</b>
		2, 3	JLPW-0442-S	<b>3229.47</b>	<b>3432.49</b>
		7, 8, 9	JLPW-0442-S	<b>3253.91</b>	<b>3456.93</b>

## Features

- Includes:
  - Individually locking 12"(305mm)-high drawers
  - Security shelves between drawers
- Each drawer includes side-to-side hanging bars that accommodate letter, legal, and EDP suspended file folders.
- Optional drawer pulls include Ellipse, Radius, Taper, Crescent, Linear, Classic, and J-Pull.
  - Ellipse pull available in non-Metallic trim colors only
  - Radius pull available in Metallic trim colors only
  - Taper and J-Pull pull trim color matches case trim color
  - Crescent, Linear and Classic pulls are brushed nickel finish
- Drawers have full extension steel ball-bearing slides.
- Drawer interiors and accessories are black finish color.
- Each drawer has a separate lock, centered on drawer front 3"(76mm) below top edge.
- Lock plugs are available in black or chrome.
- For lock options, refer to Lock Program section of the Accessories Price List.
- Glides provide 1.5"(38mm) adjustment range.

## To Order, Specify:


- Product number.
- Trim color for case and front.
- Trim color for pull (Ellipse and Radius only).
  - Ellipse (Non-Metallic trim colors only)
  - Radius (Metallic trim colors only; upcharge for Metallic trim on pull is included in price.)
- Trim color for lock plug.

## Specification Tips

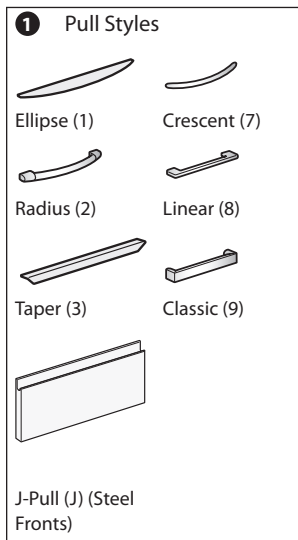
- A separately specified counterweight is recommended when lateral file is not ganged to another file or anchored to a fixed object.
- Additional accessories are available and can be specified separately.

# X Series Filing & Storage with Individually Locking Drawers

5H Lateral File with Individually Locking Drawers – Proud Style



JLPW-0530-S



Actual Depth	Actual Width	Pull	Number ①	Trim A	B
<b>63.5"(1613mm) High</b>					
18.75"(476mm)	29.875"(759mm)	1, J	JLPW-0530-S	<b>\$2848.91</b>	<b>\$3044.60</b>
		2, 3	JLPW-0530-S	<b>3001.81</b>	<b>3197.50</b>
		7, 8, 9	JLPW-0530-S	<b>3032.36</b>	<b>3228.05</b>
18.75"(476mm)	35.875"(911mm)	1, J	JLPW-0536-S	<b>\$3308.53</b>	<b>\$3529.90</b>
		2, 3	JLPW-0536-S	<b>3461.43</b>	<b>3682.80</b>
		7, 8, 9	JLPW-0536-S	<b>3491.98</b>	<b>3713.35</b>
18.75"(476mm)	41.875"(1064mm)	1, J	JLPW-0542-S	<b>\$3768.15</b>	<b>\$4015.20</b>
		2, 3	JLPW-0542-S	<b>3921.05</b>	<b>4168.10</b>
		7, 8, 9	JLPW-0542-S	<b>3951.60</b>	<b>4198.65</b>

## Features

- Includes:
  - Individually locking 12"(305mm) high drawers
  - Security shelves between drawers
- Each drawer includes side-to-side hanging bars that accommodate letter, legal, and EDP suspended file folders.
- Optional drawer pulls include Ellipse, Radius, Taper, Crescent, Linear, Classic, and J-Pull.
  - Ellipse pull available in non-Metallic trim colors only
  - Radius pull available in Metallic trim colors only
  - Taper and J-Pull pull trim color matches case trim color
  - Crescent, Linear and Classic pulls are brushed nickel finish
- Drawers have full extension steel ball-bearing slides.
- Drawer interiors and accessories are black finish color.
- Each drawer has a separate lock, centered on drawer front 3"(76mm) below top edge.
- Lock plugs are available in black or chrome.
- For lock options, refer to Lock Program section of the Accessories Price List.
- Glides provide 1.5"(38mm) adjustment range.

## To Order, Specify:

- Product number.
- Trim color for case and front.
- Trim color for pull (Ellipse and Radius only).
  - Ellipse (Non-Metallic trim colors only)
  - Radius (Metallic trim colors only; upcharge for Metallic trim on pull is included in price.)
- Trim color for lock plug.

## Specification Tips

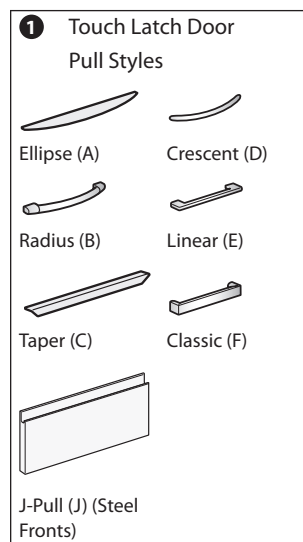
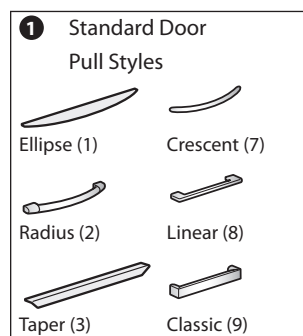
- A separately specified counterweight is recommended when lateral file is not ganged to another file or anchored to a fixed object.
- To see into the top drawer a person must be at least 5'9" or use a step stool. As an alternative, consider a five high unit with hinged doors, sliding doors, or receding in the top position.
- Additional accessories are available and can be specified separately.

# X Series Filing & Storage with Individually Locking Drawers

5H Lateral File with Individually Locking Drawers and Hinged Doors – Proud Style



JLPX-0530-S



Actual Depth	Actual Width	Pull	Number <sup>1</sup>	Trim A	B
<b>63.5" (1613mm) High</b>					
18.75" (476mm)	29.875" (759mm)	1, J	JLPX-0530-S	<b>\$2645.48</b>	<b>\$2841.17</b>
		2, 3	JLPX-0530-S	<b>2797.17</b>	<b>2992.86</b>
		7, 8, 9	JLPX-0530-S	<b>2833.83</b>	<b>3029.52</b>
18.75" (476mm)	35.875" (911mm)	1, J	JLPX-0536-S	<b>\$3136.89</b>	<b>\$3358.26</b>
		2, 3	JLPX-0536-S	<b>3288.58</b>	<b>3509.95</b>
		7, 8, 9	JLPX-0536-S	<b>3325.24</b>	<b>3546.61</b>
18.75" (476mm)	41.875" (1064mm)	1, J	JLPX-0542-S	<b>\$3628.30</b>	<b>\$3875.35</b>
		2, 3	JLPX-0542-S	<b>3779.99</b>	<b>4027.04</b>
		7, 8, 9	JLPX-0542-S	<b>3816.65</b>	<b>4063.70</b>

## Features

- Includes:
  - Hinged door section at the top
  - Individually locking 12" (305mm) high drawers
  - Security shelves between drawers
- Each drawer includes side-to-side hanging bars that accommodate letter, legal, and EDP suspended file folders.
- Optional drawer/door pulls include Ellipse, Radius, Taper, Crescent, Linear, Classic, and J-Pull.
  - Ellipse pull available in non-Metallic trim colors only
  - Radius pull available in Metallic trim colors only
  - Taper and J-Pull pull trim color matches case trim color
  - Crescent, Linear and Classic pulls are brushed nickel finish and are oriented vertically on the hinged doors
- Standard door or touch latch door choice is determined by pull style code.
- Drawers have full extension steel ball-bearing slides.
- Drawer interiors and accessories are black finish color.
- Each drawer has a separate lock, centered on drawer front 3" (76mm) below top edge.
- Hinged door section does not lock.
- Lock plugs are available in black or chrome.
- For lock options, refer to Lock Program section of the Accessories Price List.
- Glides provide 1.5" (38mm) adjustment range.

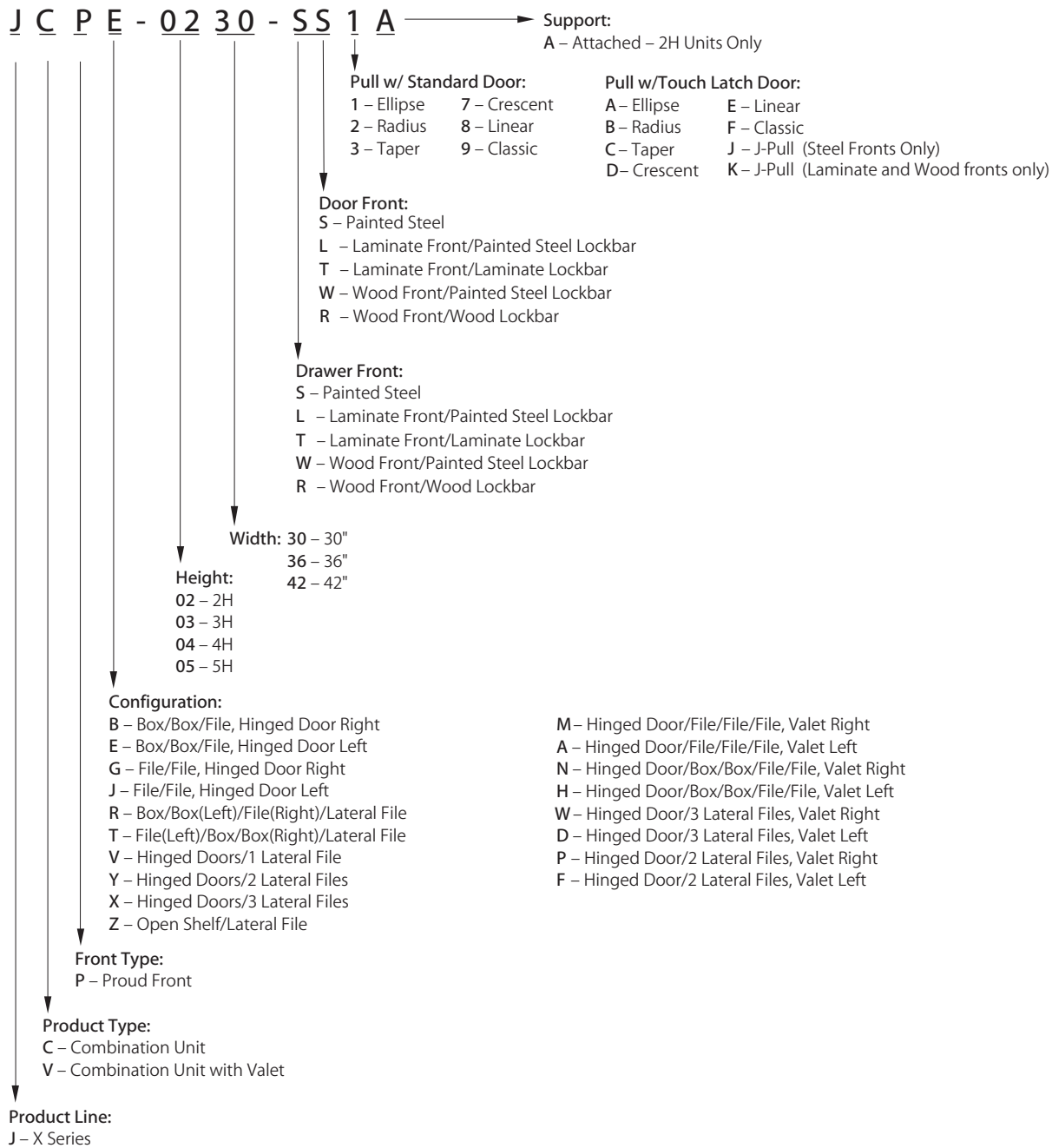
## To Order, Specify:

- Product number.
- Trim color for case and front.
- Trim color for pull (Ellipse and Radius only).
  - Ellipse (Non-Metallic trim colors only)
  - Radius (Metallic trim colors only; upcharge for Metallic trim on pull is included in price.)
- Trim color for lock plug.

## Specification Tips

- A separately specified counterweight is recommended when lateral file is not ganged to another file or anchored to a fixed object.
- Storage section accommodates standard-height binders.
- Additional accessories are available and can be specified separately.

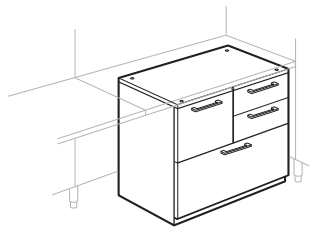
# X Series Combination Units – Catalog Logic



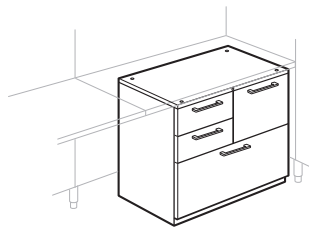
# X Series Combination Units — Attached

## 2H Combination Unit – Attached

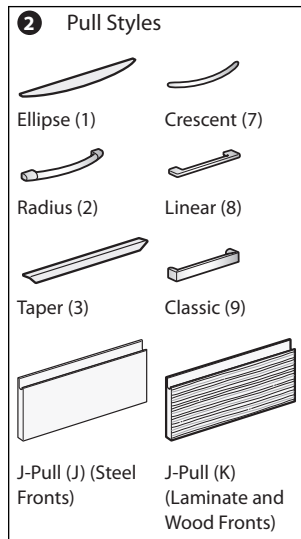
Actual Depth	Actual Width	Pull	Number ① ②	Painted Trim A	Trim B	Laminate A Trim A	Trim B	Laminate B Trim A	Trim B	Wood Group A Trim A	Trim B	Wood Group B Trim A	Trim B
<b>27.5"(699mm) High — File/Box/Box/Lateral</b>													
18.75" (476mm)	29.875" (759mm)	1	JCPT-0230- 1A	\$1655.56	\$1748.98	\$1912.42	\$1980.91	\$1932.97	\$2001.46	\$2169.29	\$2237.78	\$2237.87	\$2306.36
		J	JCPT-0230- JA	1655.56	1748.98	N/A	N/A	N/A	N/A	N/A	N/A	N/A	N/A
		2, 3	JCPT-0230- A	1777.88	1871.30	2034.74	2103.23	2055.29	2123.78	2291.61	2360.10	2360.19	2428.68
		7, 8, 9	JCPT-0230- A	1807.28	1900.70	2064.14	2132.63	2084.69	2153.18	2321.01	2389.50	2389.59	2458.08
		K	JCPT-0230- KA	N/A	N/A	2023.73	2092.22	2044.28	2112.77	2391.91	2460.40	2460.49	2528.98
<b>27.5"(699mm) High — Box/Box/File/Lateral</b>													
18.75" (476mm)	29.875" (759mm)	1	JCPR-0230- 1A	\$1655.56	\$1748.98	\$1912.42	\$1980.91	\$1932.97	\$2001.46	\$2169.29	\$2237.78	\$2237.87	\$2306.36
		J	JCPR-0230- JA	1655.56	1748.98	N/A	N/A	N/A	N/A	N/A	N/A	N/A	N/A
		2, 3	JCPR-0230- A	1777.88	1871.30	2034.74	2103.23	2055.29	2123.78	2291.61	2360.10	2360.19	2428.68
		7, 8, 9	JCPR-0230- A	1807.28	1900.70	2064.14	2132.63	2084.69	2153.18	2321.01	2389.50	2389.59	2458.08
		K	JCPR-0230- KA	N/A	N/A	2023.73	2092.22	2044.28	2112.77	2391.91	2460.40	2460.49	2528.98



JCPT-S1A



JCPR-S1A



### Features

- Includes:
  - Two 6"(152mm)-high pedestal box drawers
  - 12"(305mm)-high pedestal file drawer
  - 12"(305mm)-high lateral file drawer
  - Attachment hardware
- Combination unit with box drawers includes a single pencil tray.
- Lateral file drawer includes side-to-side hanging bars that accommodate letter, legal, EDP, international A4, and foolscap suspended file folders.
- Drawer front options include painted, laminate, or wood.
- Laminate fronts can be specified with a painted steel or laminate lockbar.
- Wood fronts can be specified with a painted steel or wood lockbar.
- Optional drawer pulls include Ellipse, Radius, Taper, Crescent, Linear, Classic and J-Pull.
  - Ellipse pull available in non-metallic trim colors only
  - Radius pull available in metallic trim colors only
  - Taper and J-Pull trim color matches case trim color
  - Crescent, Linear and Classic pulls are brushed nickel finish
- Drawers have full extension steel ball-bearing slides.
- Drawer interiors and accessories are black finish color.
- Single lock secures all drawers.
- Lock plug is available in black or chrome.
- For lock options, refer to Lock Program section of the Accessories Price List.
- Glides provide 1.5"(38mm) adjustment range.

### Specification Tips

- Must be attached under a worksurface 20"(508mm)-deep or deeper.
- When using combination unit to support one end of a worksurface in a panel system application, secure the worksurface to the panel using a corner bracket or cantilever; specified separately.
- When attaching a panel-hung worksurface up to 2"(51mm) higher than standard mounting height, use a worksurface height adjustment kit, specified separately.
- Pedestal file drawer has a half-height back. To accommodate side-to-side legal filing, or to convert to a full-height back, a legal-size filing kit must be specified separately.
- Additional accessories are available and can be specified separately.

### To Order, Specify:

#### Painted Steel Drawer Fronts

- Product number, including:

#### ① Front/Lockbar Option:

- S** Painted steel fronts/painted steel lockbar

#### ② Pull (see side bar)

- Trim color for drawer fronts and case.
- Trim color for pull (Ellipse and Radius only).
  - Ellipse (Non-Metallic trim colors only)
  - Radius (Metallic trim colors only; upcharge for Metallic trim on pull is included in price.)
- Trim color for lock plug.

#### Laminate Drawer Fronts

- Product number, including:

#### ① Front/Lockbar Option:

- L** Laminate fronts/painted steel lockbar
- T** Laminate fronts/laminate lockbar, add \$36.69 list

#### ② Pull (see side bar)

- Trim color for case.
- Trim color for pull (Ellipse and Radius only).
  - Ellipse (Non-Metallic trim colors only)
  - Radius (Metallic trim colors only; upcharge for Metallic trim on pull is included in price.)
- Laminate color for drawer fronts.
- Edge trim color for drawer fronts.
- Trim color for lock plug.

#### Wood Drawer Fronts

- Product number, including:

#### ① Front/Lockbar Option:

- W** Wood fronts/painted steel lockbar
- R** Wood fronts/wood lockbar, add \$70.94 list

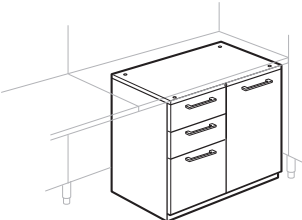
#### ② Pull (see side bar)

- Trim color for case.
- Trim color for pull (Ellipse and Radius only).
  - Ellipse (Non-Metallic trim colors only)
  - Radius (Metallic trim colors only; upcharge for Metallic trim on pull is included in price.)
- Wood finish for drawer fronts.
- Trim color for lock plug.

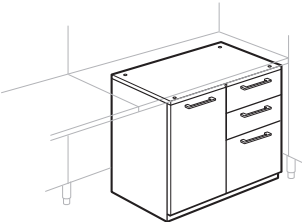
This page intentionally blank

X Series Combination Units – Attached

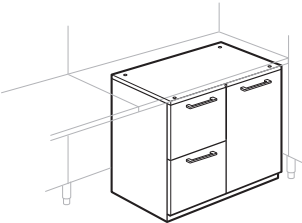
2H Combination Unit with Hinged Door – Attached



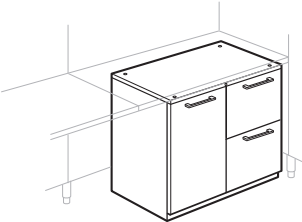
JCPB-SS1A (Right)



JCPE-SS1A (Left)



JCPG-SS1A (Right)



JCPJ-SS1A (Left)


Features

- Includes:
  - Two 6”(152mm)-high pedestal box drawers
  - 12”(305mm)-high pedestal file drawer
  - 24”(610mm)-high storage unit with one shelf that adjusts in 6”(152mm) increments
  - Attachment hardware
- Combination unit with box drawers includes a single pencil tray.
- Drawer/door front options include painted, laminate, or wood.
- Laminate fronts can be specified with a painted steel or laminate lockbar.
- Wood fronts can be specified with a painted steel or wood lockbar.
- Optional drawer/door pulls include Ellipse, Radius, Taper, Crescent, Linear, Classic and J-Pull.
  - Ellipse pull available in non-metallic trim colors only
  - Radius pull available in metallic trim colors only
  - Taper and J-Pull trim color matches case trim color
  - Crescent, Linear and Classic pulls are brushed nickel finish
  - J-Pull Available with touch latch door only
- Standard door or touch latch door choice is determined by pull style code.
- Drawers have full extension steel ball-bearing slides.
- Drawer interiors and accessories are black finish color. Storage unit and shelf match case color.
- Single lock secures all drawers and door.
- Lock plug is available in black or chrome.
- For lock options, refer to Lock Program section of the Accessories Price List.
- Glides provide 1.5”(38mm) adjustment range.


Specification Tips

- Must be attached under a worksurface 20”(508mm)-deep or deeper.
- When using combination unit to support one end of a worksurface in a panel system application, secure the worksurface to the panel using a corner bracket or cantilever; specified separately.
- When attaching a panel-hung worksurface up to 2”(51mm) higher than standard mounting height, use a worksurface height adjustment kit, specified separately.
- Pedestal file drawer has a half-height back. To accommodate side-to-side legal filing, or to convert to a full-height back, a legal-size filing kit must be specified separately.
- Additional accessories are available and can be specified separately.


2 Standard Door Pull Styles




Ellipse (1)




Crescent (7)




Radius (2)



Linear (8)




Taper (3)




Classic (9)


2 Touch Latch Door Pull Styles




Ellipse (A)




Crescent (D)




Radius (B)




Linear (E)



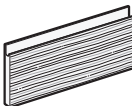
Taper (C)



Classic (F)



J-Pull (J) (Steel Fronts)



J-Pull (K) (Laminate and Wood Fronts)

To Order, Specify:

Painted Steel Drawer/Door Fronts

- 1) Product number, including:

1 Front/Lockbar Option:

**SS** Painted steel fronts/painted steel lockbar

2 Pull (see side bar)

**\$31.79** upcharge list for touch latch door.

- 2) Trim color for drawer/door fronts and case.

- 3) Trim color for pull (Ellipse and Radius only).

–Ellipse (Non-Metallic trim colors only)

–Radius (Metallic trim colors only; upcharge for Metallic trim on pull is included in price.)

- 4) Trim color for lock plug.

Laminate Drawer/Door Fronts

- 1) Product number, including:

1 Front/Lockbar Option:

**LL** Laminate fronts/painted steel lockbar

**TT** Laminate fronts/laminate lockbar, add **\$36.69** list

2 Pull (see side bar)

**\$31.79** upcharge list for touch latch door.

- 2) Trim color for case.

- 3) Trim color for pull (Ellipse and Radius only).

–Ellipse (Non-Metallic trim colors only)

–Radius (Metallic trim colors only; upcharge for Metallic trim on pull is included in price.)

- 4) Laminate color for drawer/door fronts.

- 5) Edge trim color for drawer/door fronts.

- 6) Trim color for lock plug.

Wood Drawer/Door Fronts

- 1) Product number, including:

1 Front/Lockbar Option:

**WW** Wood fronts/painted steel lockbar

**RR** Wood fronts/wood lockbar, add **\$70.94** list

2 Pull (see side bar)

**\$31.79** upcharge list for touch latch door.

- 2) Trim color for case.

- 3) Trim color for pull (Ellipse and Radius only).

–Ellipse (Non-Metallic trim colors only)

–Radius (Metallic trim colors only; upcharge for Metallic trim on pull is included in price.)

- 4) Wood finish for drawer/door fronts.

- 5) Trim color for lock plug.



# X Series Combination Units – Attached

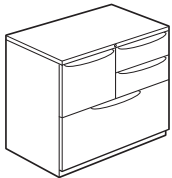
2H Combination Unit with Hinged Door – Attached

Actual Depth	Actual Width	Pull	Number ① ②	Painted Trim A	Trim B	Laminate A Trim A	Laminate A Trim B	Laminate B Trim A	Laminate B Trim B	Wood Group A Trim A	Wood Group A Trim B	Wood Group B Trim A	Wood Group B Trim B
<b>27.5"(699mm) High — Box/Box/File, Door Right</b>													
18.75" (476mm)	29.875" (759mm)	1	JCPB-0230- 1A	\$1932.83	\$2025.78	\$2189.69	\$2258.18	\$2210.24	\$2278.73	\$2446.56	\$2515.05	\$2517.62	\$2586.11
		J	JCPB-0230- JA	1964.62	2057.57	N/A	N/A	N/A	N/A	N/A	N/A	N/A	N/A
		2, 3	JCPB-0230- A	2055.15	2148.10	2312.01	2380.50	2332.56	2401.05	2568.88	2637.37	2639.94	2708.43
		7, 8, 9	JCPB-0230- A	2084.55	2177.50	2341.41	2409.90	2361.96	2430.45	2598.28	2666.77	2669.34	2737.83
		K	JCPB-0230- KA	N/A	N/A	2332.79	2401.28	2353.34	2421.83	2700.97	2769.46	2772.03	2840.52
<b>27.5"(699mm) High — Box/Box/File, Door Left</b>													
18.75" (476mm)	29.875" (759mm)	1	JCPE-0230- 1A	\$1932.83	\$2025.78	\$2189.69	\$2258.18	\$2210.24	\$2278.73	\$2446.56	\$2515.05	\$2517.62	\$2586.11
		J	JCPE-0230- JA	1964.62	2057.57	N/A	N/A	N/A	N/A	N/A	N/A	N/A	N/A
		2, 3	JCPE-0230- A	2055.15	2148.10	2312.01	2380.50	2332.56	2401.05	2568.88	2637.37	2639.94	2708.43
		7, 8, 9	JCPE-0230- A	2084.55	2177.50	2341.41	2409.90	2361.96	2430.45	2598.28	2666.77	2669.34	2737.83
		K	JCPE-0230- KA	N/A	N/A	2332.79	2401.28	2353.34	2421.83	2700.97	2769.46	2772.03	2840.52
<b>27.5"(699mm) High — File/File, Door Right</b>													
18.75" (476mm)	29.875" (759mm)	1	JCPG-0230- 1A	\$1884.20	\$1977.15	\$2129.84	\$2198.33	\$2149.49	\$2217.98	\$2375.48	\$2443.97	\$2445.31	\$2513.80
		J	JCPG-0230- JA	1915.99	2008.94	N/A	N/A	N/A	N/A	N/A	N/A	N/A	N/A
		2, 3	JCPG-0230- A	1975.94	2068.89	2221.58	2290.07	2241.23	2309.72	2467.22	2535.71	2537.05	2605.54
		7, 8, 9	JCPG-0230- A	1997.99	2090.94	2243.63	2312.12	2263.28	2331.77	2489.27	2557.76	2559.10	2627.59
		K	JCPG-0230- KA	N/A	N/A	2272.94	2341.43	2292.59	2361.08	2629.89	2698.38	2699.72	2768.21
<b>27.5"(699mm) High — File/File, Door Left</b>													
18.75" (476mm)	29.875" (759mm)	1	JCPJ-0230- 1A	\$1884.20	\$1977.15	\$2129.84	\$2198.33	\$2149.49	\$2217.98	\$2375.48	\$2443.97	\$2445.31	\$2513.80
		J	JCPJ-0230- JA	1915.99	2008.94	N/A	N/A	N/A	N/A	N/A	N/A	N/A	N/A
		2, 3	JCPJ-0230- A	1975.94	2068.89	2221.58	2290.07	2241.23	2309.72	2467.22	2535.71	2537.05	2605.54
		7, 8, 9	JCPJ-0230- A	1997.99	2090.94	2243.63	2312.12	2263.28	2331.77	2489.27	2557.76	2559.10	2627.59
		K	JCPJ-0230- KA	N/A	N/A	2272.94	2341.43	2292.59	2361.08	2629.89	2698.38	2699.72	2768.21

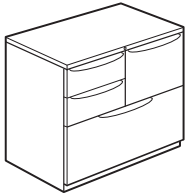
# X Series Combination Units

## 2H Combination Unit

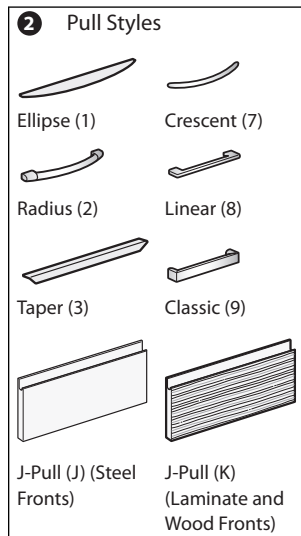
Actual Depth	Actual Width	Pull	Number ① ②	Painted Trim A	Trim B	Laminate A Trim A	Trim B	Laminate B Trim A	Trim B	Wood Group A Trim A	Trim B	Wood Group B Trim A	Trim B
<b>27.5"(699mm) High — File/Box/Box/Lateral</b>													
18.75" (476mm)	29.875" (759mm)	1	JCPT-0230-■ 1	\$1791.33	\$1884.75	\$2048.19	\$2116.68	\$2068.74	\$2137.23	\$2305.06	\$2373.55	\$2373.64	\$2442.13
		J	JCPT-0230-■ J	1791.33	1884.75	N/A	N/A	N/A	N/A	N/A	N/A	N/A	N/A
		2, 3	JCPT-0230-■ ■	1913.65	2007.07	2170.51	2239.00	2191.06	2259.55	2427.38	2495.87	2495.96	2564.45
		7, 8, 9	JCPT-0230-■ ■	1943.05	2036.47	2199.91	2268.40	2220.46	2288.95	2456.78	2525.27	2525.36	2593.85
		K	JCPT-0230-■ K	N/A	N/A	2159.50	2227.99	2180.05	2248.54	2527.68	2596.17	2596.26	2664.75
<b>27.5"(699mm) High — Box/Box/File/Lateral</b>													
18.75" (476mm)	29.875" (759mm)	1	JCPR-0230-■ 1	\$1791.33	\$1884.75	\$2048.19	\$2116.68	\$2068.74	\$2137.23	\$2305.06	\$2373.55	\$2373.64	\$2442.13
		J	JCPR-0230-■ J	1791.33	1884.75	N/A	N/A	N/A	N/A	N/A	N/A	N/A	N/A
		2, 3	JCPR-0230-■ ■	1913.65	2007.07	2170.51	2239.00	2191.06	2259.55	2427.38	2495.87	2495.96	2564.45
		7, 8, 9	JCPR-0230-■ ■	1943.05	2036.47	2199.91	2268.40	2220.46	2288.95	2456.78	2525.27	2525.36	2593.85
		K	JCPR-0230-■ K	N/A	N/A	2159.50	2227.99	2180.05	2248.54	2527.68	2596.17	2596.26	2664.75



JCPT-S1



JCPR-S1



### Features

- Includes:
  - Two 6"(152mm)-high pedestal box drawers
  - 12"(305mm)-high pedestal file drawer
  - 12"(305mm)-high lateral file drawer
  - Factory-installed counterweight
- Combination unit with box drawers includes a single pencil tray.
- Lateral file drawer includes side-to-side hanging bars that accommodate letter, legal, EDP, international A4, and foolscap suspended file folders.
- Drawer front options include painted, laminate, or wood.
- Laminate fronts can be specified with a painted steel or laminate lockbar.
- Wood fronts can be specified with a painted steel or wood lockbar.
- Optional drawer pulls include Ellipse, Radius, Taper, Crescent, Linear, Classic and J-Pull.
  - Ellipse pull available in non-metallic trim colors only
  - Radius pull available in metallic trim colors only
  - Taper and J-Pull trim color matches case trim color
  - Crescent, Linear and Classic pulls are brushed nickel finish
- Drawers have full extension steel ball-bearing slides.
- Drawer interiors and accessories are black finish color.
- Single lock secures all drawers.
- Lock plug is available in black or chrome.
- For lock options, refer to Lock Program section of the Accessories Price List.
- Glides provide 1.5"(38mm) adjustment range.

### Specification Tips

- Pedestal file drawer has a half-height back. To accommodate side-to-side legal filing, or to convert to a full-height back, a legal-size filing kit must be specified separately.
- Additional accessories are available and can be specified separately.

### To Order, Specify:

#### Painted Steel Drawer Fronts

- Product number, including:

#### ① Front/Lockbar Option:

- S** Painted steel fronts/painted steel lockbar

#### ② Pull (see side bar)

- Trim color for drawer fronts and case.
- Trim color for pull (Ellipse and Radius only).
  - Ellipse (Non-Metallic trim colors only)
  - Radius (Metallic trim colors only; upcharge for Metallic trim on pull is included in price.)
- Trim color for lock plug.

#### Laminate Drawer Fronts

- Product number, including:

#### ① Front/Lockbar Option:

- L** Laminate fronts/painted steel lockbar
- T** Laminate fronts/laminate lockbar, add \$36.69 list

#### ② Pull (see side bar)

- Trim color for case.
- Trim color for pull (Ellipse and Radius only).
  - Ellipse (Non-Metallic trim colors only)
  - Radius (Metallic trim colors only; upcharge for Metallic trim on pull is included in price.)
- Laminate color for drawer fronts.
- Edge trim color for drawer fronts.
- Trim color for lock plug.

#### Wood Drawer Fronts

- Product number, including:

#### ① Front/Lockbar Option:

- W** Wood fronts/painted steel lockbar
- R** Wood fronts/wood lockbar, add \$70.94 list

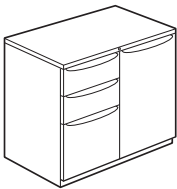
#### ② Pull (see side bar)

- Trim color for case.
- Trim color for pull (Ellipse and Radius only).
  - Ellipse (Non-Metallic trim colors only)
  - Radius (Metallic trim colors only; upcharge for Metallic trim on pull is included in price.)
- Wood finish for drawer fronts.
- Trim color for lock plug.

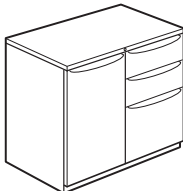
This page intentionally blank

X Series Combination Units

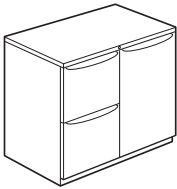
2H Combination Unit with Hinged Door



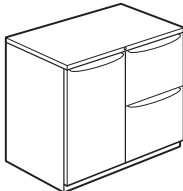
JCPB-SS1 (Right)



JCPE-SS1 (Left)



JCPG-SS1 (Right)



JCPJ-SS1 (Left)


Features

- Includes:
  - Two 6”(152mm)-high pedestal box drawers
  - 12”(305mm)-high pedestal file drawer
  - 24”(610mm)-high storage unit with one shelf that adjusts in 6”(152mm) increments
  - Factory-installed counterweight
- Combination unit with box drawers includes a single pencil tray.
- Drawer/door front options include painted, laminate, or wood.
- Laminate fronts can be specified with a painted steel or laminate lockbar.
- Wood fronts can be specified with a painted steel or wood lockbar.
- Optional drawer/door pulls include Ellipse, Radius, Taper, Crescent, Linear, Classic and J-Pull.
  - Ellipse pull available in non-metallic trim colors only
  - Radius pull available in metallic trim colors only
  - Taper and J-Pull trim color matches case trim color
  - Crescent, Linear and Classic pulls are brushed nickel finish
  - J-Pull available on touch latch door only
- Standard or touch latch door choice is determined by pull style code.
- Drawers have full extension steel ball-bearing slides.
- Drawer interiors and accessories are black finish color. Storage unit and shelf match case color.
- Single lock secures all drawers and door.
- Lock plug is available in black or chrome.
- For lock options, refer to Lock Program section of the Accessories Price List.
- Glides provide 1.5”(38mm) adjustment range.


Specification Tips

- Pedestal file drawer has a half-height back. To accommodate side-to-side legal filing, or to convert to a full-height back, a legal-size filing kit must be specified separately.
- Additional accessories are available and can be specified separately.


2 Standard Door Pull Styles




Ellipse (1)




Crescent (7)




Radius (2)



Linear (8)




Taper (3)




Classic (9)


2 Touch Latch Door Pull Styles




Ellipse (A)




Crescent (D)




Radius (B)



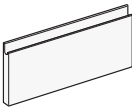
Linear (E)



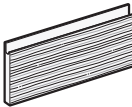
Taper (C)



Classic (F)



J-Pull (J) (Steel Fronts)



J-Pull (K) (Laminate and Wood Fronts)

To Order, Specify:

Painted Steel Drawer/Door Fronts

- 1) Product number, including:
- 1 Front/Lockbar Option:
- SS Painted steel fronts/painted steel lockbar
- 2 Pull (see side bar)  
\$31.79 upcharge list for touch latch door.
- 2) Trim color for drawer/door fronts and case.
- 3) Trim color for pull (Ellipse and Radius only).
  - Ellipse (Non-Metallic trim colors only)
  - Radius (Metallic trim colors only; upcharge for Metallic trim on pull is included in price.)
- 4) Trim color for lock plug.

Laminate Drawer/Door Fronts

- 1) Product number, including:
- 1 Front/Lockbar Option:
- LL Laminate fronts/painted steel lockbar
- TT Laminate fronts/laminate lockbar, add \$36.69 list
- 2 Pull (see side bar)  
\$31.79 upcharge list for touch latch door.
- 2) Trim color for case.
- 3) Trim color for pull (Ellipse and Radius only).
  - Ellipse (Non-Metallic trim colors only)
  - Radius (Metallic trim colors only; upcharge for Metallic trim on pull is included in price.)
- 4) Laminate color for drawer/door fronts.
- 5) Edge trim color for drawer/door fronts.
- 6) Trim color for lock plug.

Wood Drawer/Door Fronts

- 1) Product number, including:
- 1 Front/Lockbar Option:
- WW Wood fronts/painted steel lockbar
- RR Wood fronts/wood lockbar, add \$70.94 list
- 2 Pull (see side bar)  
\$31.79 upcharge list for touch latch door.
- 2) Trim color for case.
- 3) Trim color for pull (Ellipse and Radius only).
  - Ellipse (Non-Metallic trim colors only)
  - Radius (Metallic trim colors only; upcharge for Metallic trim on pull is included in price.)
- 4) Wood finish for drawer/door fronts.
- 5) Trim color for lock plug.

**X Series Combination Units**

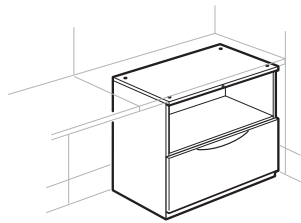
2H Combination Unit with Hinged Door

Actual Depth	Actual Width	Pull	Number ① ②	Painted Trim A	Trim B	Laminate A Trim A	Trim B	Laminate B Trim A	Trim B	Wood Group A Trim A	Trim B	Wood Group B Trim A	Trim B
<b>27.5"(699mm) High — Box/Box/File, Door Right</b>													
18.75" (476mm)	29.875" (759mm)	1	JCPB-0230- 1	\$2068.60	\$2161.55	\$2325.46	\$2393.95	\$2346.01	\$2414.50	\$2582.33	\$2650.82	\$2653.39	\$2721.88
		J	JCPB-0230- J	2100.39	2193.34	N/A	N/A	N/A	N/A	N/A	N/A	N/A	N/A
		2, 3	JCPB-0230-	2190.92	2283.87	2447.78	2516.27	2468.33	2536.82	2704.65	2773.14	2775.71	2844.20
		7, 8, 9	JCPB-0230-	2220.32	2313.27	2477.18	2545.67	2497.73	2566.22	2734.05	2802.54	2805.11	2873.60
		K	JCPB-0230- K	N/A	N/A	2468.56	2537.05	2489.11	2557.60	2836.74	2905.23	2907.80	2976.29
<b>27.5"(699mm) High — Box/Box/File, Door Left</b>													
18.75" (476mm)	29.875" (759mm)	1	JCPE-0230- 1	\$2068.60	\$2161.55	\$2325.46	\$2393.95	\$2346.01	\$2414.50	\$2582.33	\$2650.82	\$2653.39	\$2721.88
		J	JCPE-0230- J	2100.39	2193.34	N/A	N/A	N/A	N/A	N/A	N/A	N/A	N/A
		2, 3	JCPE-0230-	2190.92	2283.87	2447.78	2516.27	2468.33	2536.82	2704.65	2773.14	2775.71	2844.20
		7, 8, 9	JCPE-0230-	2220.32	2313.27	2477.18	2545.67	2497.73	2566.22	2734.05	2802.54	2805.11	2873.60
		K	JCPE-0230- K	N/A	N/A	2468.56	2537.05	2489.11	2557.60	2836.74	2905.23	2907.80	2976.29
<b>27.5"(699mm) High — File/File, Door Right</b>													
18.75" (476mm)	29.875" (759mm)	1	JCPG-0230- 1	\$2019.97	\$2112.92	\$2265.61	\$2334.10	\$2285.26	\$2353.75	\$2511.25	\$2579.74	\$2581.08	\$2649.57
		J	JCPG-0230- J	2051.76	2144.71	N/A	N/A	N/A	N/A	N/A	N/A	N/A	N/A
		2, 3	JCPG-0230-	2111.71	2204.66	2357.35	2425.84	2377.00	2445.49	2602.99	2671.48	2672.82	2741.31
		7, 8, 9	JCPG-0230-	2133.76	2226.71	2379.40	2447.89	2399.05	2467.54	2625.04	2693.53	2694.87	2763.36
		K	JCPG-0230- K	N/A	N/A	2408.71	2477.20	2428.36	2496.85	2765.66	2834.15	2835.49	2903.98
<b>27.5"(699mm) High — File/File, Door Left</b>													
18.75" (476mm)	29.875" (759mm)	1	JCPJ-0230- 1	\$2019.97	\$2112.92	\$2265.61	\$2334.10	\$2285.26	\$2353.75	\$2511.25	\$2579.74	\$2581.08	\$2649.57
		J	JCPJ-0230- J	2051.76	2144.71	N/A	N/A	N/A	N/A	N/A	N/A	N/A	N/A
		2, 3	JCPJ-0230-	2111.71	2204.66	2357.35	2425.84	2377.00	2445.49	2602.99	2671.48	2672.82	2741.31
		7, 8, 9	JCPJ-0230-	2133.76	2226.71	2379.40	2447.89	2399.05	2467.54	2625.04	2693.53	2694.87	2763.36
		K	JCPJ-0230- K	N/A	N/A	2408.71	2477.20	2428.36	2496.85	2765.66	2834.15	2835.49	2903.98

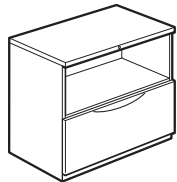
# X Series Combination Units

## 2H Combination Unit with Open Shelf

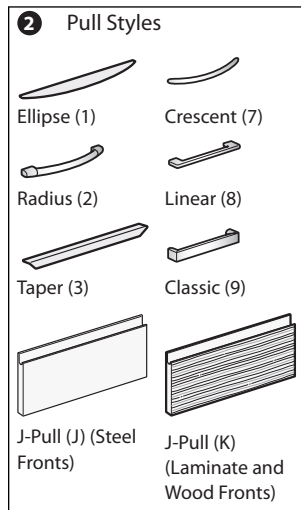
Actual Depth	Actual Width	Pull	Number ① ②	Painted Trim A	Trim B	Laminate A Trim A	Trim B	Laminate B Trim A	Trim B	Wood Group A Trim A	Trim B	Wood Group B Trim A	Trim B
<b>27.5"(699mm) High — Attached</b>													
18.75"(476mm)	29.875"(759mm)	1	JCPZ-0230- 1A	\$ 927.15	\$1020.10	\$1039.69	\$1108.18	\$1048.66	\$1117.15	\$1152.20	\$1220.69	\$1188.89	\$1257.38
		J	JCPZ-0230- JA	927.15	1020.10	N/A	N/A	N/A	N/A	N/A	N/A	N/A	N/A
		2, 3	JCPZ-0230- A	988.31	1081.26	1100.85	1169.34	1109.82	1178.31	1213.36	1281.85	1250.05	1318.54
		7, 8, 9	JCPZ-0230- A	1003.01	1095.96	1115.55	1184.04	1124.52	1193.01	1228.06	1296.55	1264.75	1333.24
		K	JCPZ-0230- KA	N/A	N/A	1151.00	1219.49	1159.97	1228.46	1374.82	1443.31	1411.51	1480.00
<b>27.5"(699mm) High — Freestanding</b>													
18.75"(476mm)	29.875"(759mm)	1	JCPZ-0230- 1	\$1062.92	\$1155.87	\$1175.46	\$1243.95	\$1184.43	\$1252.92	\$1287.97	\$1356.46	\$1324.66	\$1393.15
		J	JCPZ-0230- J	1062.92	1155.87	N/A	N/A	N/A	N/A	N/A	N/A	N/A	N/A
		2, 3	JCPZ-0230-	1124.08	1217.03	1236.62	1305.11	1245.59	1314.08	1349.13	1417.62	1385.82	1454.31
		7, 8, 9	JCPZ-0230-	1138.78	1231.73	1251.32	1319.81	1260.29	1328.78	1363.83	1432.32	1400.52	1469.01
		K	JCPZ-0230- K	N/A	N/A	1286.77	1355.26	1295.74	1364.23	1510.59	1579.08	1547.28	1615.77



JCPZ-S1A



JCPZ-S1



### Features

- Includes:
  - 12"(305mm)-high open shelf
  - 12"(305mm)-high lateral file drawer
  - Factory-installed counterweight (freestanding version only)
- Lateral file drawer includes side-to-side hanging bars that accommodate letter, legal, EDP, international A4, and foolscap suspended file folders.
- Drawer front options include painted, laminate, or wood.
- Laminate fronts can be specified with a painted steel or laminate lockbar.
- Wood fronts can be specified with a painted steel or wood lockbar.
- Optional drawer pulls include Ellipse, Radius, Taper, Crescent, Linear, Classic and J-Pull.
  - Ellipse pull available in non-metallic trim colors only
  - Radius pull available in metallic trim colors only
  - Taper and J-Pull trim color matches case trim color
  - Crescent, Linear and Classic pulls are brushed nickel finish
- Drawer has full extension steel ball-bearing slides.
- Drawer interior and accessories are black finish color. Open shelf interior matches case color.
- Lock centered on front edge of unit top secures drawer.
- Lock plug is available in black or chrome.
- For lock options, refer to Lock Program section of the Accessories Price List.
- Glides provide 1.5"(38mm) adjustment range.

### Specification Tips

- Attached combination unit must be attached under a worksurface 20"(508mm)-deep or deeper.
- When using attached combination unit to support one end of a worksurface in a panel system application, secure the worksurface to the panel using a corner bracket or cantilever; specified separately.
- When attaching a panel-hung worksurface up to 2"(51mm) higher than standard mounting height, use a worksurface height adjustment kit, specified separately.
- Additional accessories are available and can be specified separately.

### To Order, Specify:

#### Painted Steel Drawer Fronts

- Product number, including:

#### ① Front/Lockbar Option:

- S** Painted steel fronts/painted steel lockbar

#### ② Pull (see side bar)

- Trim color for drawer fronts and case.
- Trim color for pull (Ellipse and Radius only).
  - Ellipse (Non-Metallic trim colors only)
  - Radius (Metallic trim colors only; upcharge for Metallic trim on pull is included in price.)
- Trim color for lock plug.

#### Laminate Drawer Fronts

- Product number, including:

#### ① Front/Lockbar Option:

- L** Laminate fronts/painted steel lockbar
- T** Laminate fronts/laminate lockbar, add \$36.69 list

#### ② Pull (see side bar)

- Trim color for case.
- Trim color for pull (Ellipse and Radius only).
  - Ellipse (Non-Metallic trim colors only)
  - Radius (Metallic trim colors only; upcharge for Metallic trim on pull is included in price.)
- Laminate color for drawer fronts.
- Edge trim color for drawer fronts.
- Trim color for lock plug.

#### Wood Drawer Fronts

- Product number, including:

#### ① Front/Lockbar Option:

- W** Wood fronts/painted steel lockbar
- R** Wood fronts/wood lockbar, add \$70.94 list

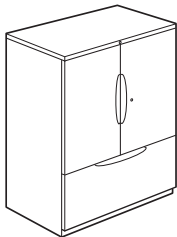
#### ② Pull (see side bar)

- Trim color for case.
- Trim color for pull (Ellipse and Radius only).
  - Ellipse (Non-Metallic trim colors only)
  - Radius (Metallic trim colors only; upcharge for Metallic trim on pull is included in price.)
- Wood finish for drawer fronts.
- Trim color for lock plug.

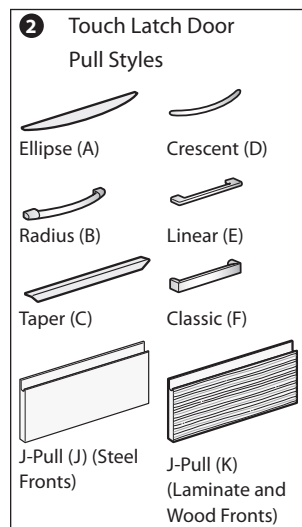
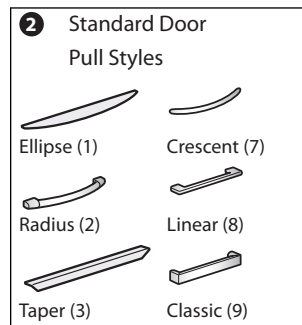
## X Series Combination Units

3H Combination Unit

Actual Depth	Actual Width	Pull	Number ① ②	Painted Trim A	Trim B	Laminate A Trim A	Trim B	Laminate B Trim A	Trim B	Wood Group A Trim A	Trim B	Wood Group B Trim A	Trim B
<b>3H, 39.5"(1003mm) — 24"(610mm) High Storage, One Lateral</b>													
18.75" (476mm)	29.875" (759mm)	1	JCPV-0330-■ 1	\$1685.78	\$1812.99	\$1902.75	\$1995.71	\$1938.96	\$2031.92	\$2096.02	\$2188.98	\$2160.87	\$2253.83
		J	JCPV-0330-■ J	1717.57	1844.78	N/A	N/A	N/A	N/A	N/A	N/A	N/A	N/A
		2, 3	JCPV-0330-■ ■	1777.52	1904.73	1994.49	2087.45	2030.70	2123.66	2187.76	2280.72	2252.61	2345.57
		7, 8, 9	JCPV-0330-■ ■	1799.57	1926.78	2016.54	2109.50	2052.75	2145.71	2209.81	2302.77	2274.66	2367.62
		K	JCPV-0330-■ K	N/A	N/A	2045.85	2138.81	2082.06	2175.02	2461.74	2554.70	2526.59	2619.55
18.75" (476mm)	35.875" (911mm)	1	JCPV-0336-■ 1	\$1820.44	\$1964.76	\$2051.14	\$2153.88	\$2099.21	\$2201.95	\$2281.81	\$2384.55	\$2346.66	\$2449.40
		J	JCPV-0336-■ J	1852.23	1996.55	N/A	N/A	N/A	N/A	N/A	N/A	N/A	N/A
		2, 3	JCPV-0336-■ ■	1912.18	2056.50	2142.88	2245.62	2190.95	2293.69	2373.55	2476.29	2438.40	2541.14
		7, 8, 9	JCPV-0336-■ ■	1934.23	2078.55	2164.93	2267.67	2213.00	2315.74	2395.60	2498.34	2460.45	2563.19
		K	JCPV-0336-■ K	N/A	N/A	2194.24	2296.98	2242.31	2345.05	2647.53	2750.27	2712.38	2815.12
18.75" (476mm)	41.875" (1064mm)	1	JCPV-0342-■ 1	\$1955.10	\$2116.53	\$2199.53	\$2312.05	\$2259.46	\$2371.98	\$2467.60	\$2580.12	\$2532.45	\$2644.97
		J	JCPV-0342-■ J	1986.89	2148.32	N/A	N/A	N/A	N/A	N/A	N/A	N/A	N/A
		2, 3	JCPV-0342-■ ■	2046.84	2208.27	2291.27	2403.79	2351.20	2463.72	2559.34	2671.86	2624.19	2736.71
		7, 8, 9	JCPV-0342-■ ■	2068.89	2230.32	2313.32	2425.84	2373.25	2485.77	2581.39	2693.91	2646.24	2758.76
		K	JCPV-0342-■ K	N/A	N/A	2342.63	2455.15	2402.56	2515.08	2833.32	2945.84	2898.17	3010.69



JCPV-SS1



## Features

- Includes:
  - 24"(610mm)-high storage unit with one shelf that adjusts in 6"(152mm) increments
  - 12"(305mm)-high lateral file drawer
  - Factory-installed counterweight
- Lateral file drawer includes side-to-side hanging bars that accommodate letter, legal, EDP, international A4, and foolscap suspended file folders.
- Drawer/door front options include painted, laminate, or wood.
- Laminate fronts can be specified with a painted steel or laminate lockbar.
- Wood fronts can be specified with a painted steel or wood lockbar.
- Optional drawer/door pulls include Ellipse, Radius, Taper, Crescent, Linear, Classic and J-Pull.
  - Ellipse pull available in non-metallic trim colors only
  - Radius pull available in metallic trim colors only
  - Taper and J-Pull trim color matches case trim color
  - Crescent, Linear and Classic pulls are brushed nickel finish
  - J-Pull available with touch latch doors only
- Standard door or touch latch door choice is determined by pull style code.
- Touch latch doors have touch latch mechanism on the right door, controlling access to both sides.
- Drawer has full extension steel ball-bearing slides.
- Drawer interior and accessories are black finish color. Storage unit interior and shelf match case color.
- Lock centered on front edge of unit top secures drawer. Storage unit locks separately.
- All locks have the same key number.
- Lock plugs are available in black or chrome.
- For lock options, refer to Lock Program section of the Accessories Price List.
- Glides provide 1.5"(38mm) adjustment range.

## Specification Tips

- Storage unit accommodates one row of standard-height binders.
- Additional accessories are available and can be specified separately.

## To Order, Specify:

## Painted Steel Drawer/Door Fronts

- Product number, including:

## ① Front/Lockbar Option:

**SS** Painted steel fronts/painted steel lockbar

## ② Pull (see side bar)

**\$31.79** upcharge list for touch latch door(s).

- Trim color for drawer/door fronts and case.

## To Order, Specify (cont'd):

- Trim color for pull (Ellipse and Radius only).
  - Ellipse (Non-Metallic trim colors only)
  - Radius (Metallic trim colors only; upcharge for Metallic trim on pull is included in price.)

- Trim color for lock plug.

## Laminate Drawer/Door Fronts

- Product number, including:

## ① Front/Lockbar Option:

**LL** Laminate fronts/painted steel lockbar

**TT** Laminate fronts/laminate lockbar, add **\$36.69** list

## ② Pull (see side bar)

**\$31.79** upcharge list for touch latch door(s).

- Trim color for case.

- Trim color for pull (Ellipse and Radius only).
  - Ellipse (Non-Metallic trim colors only)
  - Radius (Metallic trim colors only; upcharge for Metallic trim on pull is included in price.)

- Laminate color for drawer/door fronts.

- Edge trim color for drawer/door fronts.

- Trim color for lock plug.

## Wood Drawer/Door Fronts

- Product number, including:

## ① Front/Lockbar Option:

**WW** Wood fronts/painted steel lockbar

**RR** Wood fronts/wood lockbar, add **\$70.94** list

## ② Pull (see side bar)

**\$31.79** upcharge list for touch latch door(s).

- Trim color for case.

- Trim color for pull (Ellipse and Radius only).
  - Ellipse (Non-Metallic trim colors only)
  - Radius (Metallic trim colors only; upcharge for Metallic trim on pull is included in price.)

- Wood finish for drawer/door fronts.

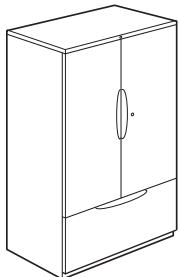
- Trim color for lock plug.



# X Series Combination Units

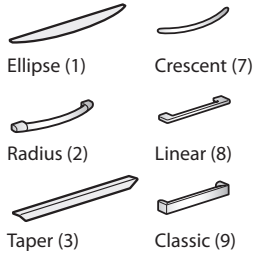
## 4H Combination Unit with One Lateral File Drawer

Actual Depth	Actual Width	Pull	Number ① ②	Painted Trim A	Trim B	Laminate A Trim A	Trim B	Laminate B Trim A	Trim B	Wood Group A Trim A	Trim B	Wood Group B Trim A	Trim B
<b>4H, 51.5" (1308mm) — 36" (914mm) High Storage, One Lateral</b>													
18.75" (476mm)	29.875" (759mm)	1	JCPV-0430- 1	\$1921.45	\$2082.89	\$2209.49	\$2326.90	\$2270.23	\$2387.64	\$2486.30	\$2603.71	\$2559.86	\$2677.27
		J	JCPV-0430- J	1953.24	2114.68	N/A	N/A	N/A	N/A	N/A	N/A	N/A	N/A
		2, 3	JCPV-0430- 2	2013.19	2174.63	2301.23	2418.64	2361.97	2479.38	2578.04	2695.45	2651.60	2769.01
		7, 8, 9	JCPV-0430- 7	2035.24	2196.68	2323.28	2440.69	2384.02	2501.43	2600.09	2717.50	2673.65	2791.06
		K	JCPV-0430- K	N/A	N/A	2352.59	2470.00	2413.33	2530.74	2963.33	3080.74	3036.89	3154.30
18.75" (476mm)	35.875" (911mm)	1	JCPV-0436- 1	\$2056.11	\$2238.34	\$2374.08	\$2503.72	\$2447.99	\$2577.63	\$2692.03	\$2821.67	\$2765.59	\$2895.23
		J	JCPV-0436- J	2087.90	2270.13	N/A	N/A	N/A	N/A	N/A	N/A	N/A	N/A
		2, 3	JCPV-0436- 2	2147.85	2330.08	2465.82	2595.46	2539.73	2669.37	2783.77	2913.41	2857.33	2986.97
		7, 8, 9	JCPV-0436- 7	2169.90	2352.13	2487.87	2617.51	2561.78	2691.42	2805.82	2935.46	2879.38	3009.02
		K	JCPV-0436- K	N/A	N/A	2517.18	2646.82	2591.09	2720.73	3169.06	3298.70	3242.62	3372.26
18.75" (476mm)	41.875" (1064mm)	1	JCPV-0442- 1	\$2190.77	\$2393.79	\$2538.67	\$2680.54	\$2625.75	\$2767.62	\$2897.76	\$3039.63	\$2971.32	\$3113.19
		J	JCPV-0442- J	2222.56	2425.58	N/A	N/A	N/A	N/A	N/A	N/A	N/A	N/A
		2, 3	JCPV-0442- 2	2282.51	2485.53	2630.41	2772.28	2717.49	2859.36	2989.50	3131.37	3063.06	3204.93
		7, 8, 9	JCPV-0442- 7	2304.56	2507.58	2652.46	2794.33	2739.54	2881.41	3011.55	3153.42	3085.11	3226.98
		K	JCPV-0442- K	N/A	N/A	2681.77	2823.64	2768.85	2910.72	3374.79	3516.66	3448.35	3590.22

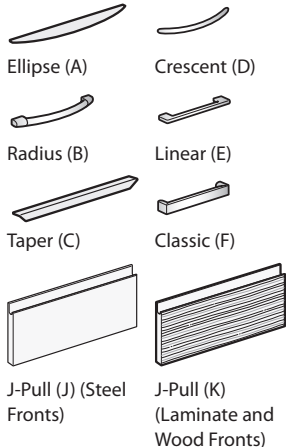


JCPV-SS1

### ② Standard Door Pull Styles



### ② Touch Latch Door Pull Styles



### Features

- Includes:
  - 36" (914mm)-high storage unit with two shelves that adjust in 6" (152mm) increments
  - 12" (305mm)-high lateral file drawer
  - Factory-installed counterweight
- Lateral file drawer includes side-to-side hanging bars that accommodate letter, legal, EDP, international A4, and foolscap suspended file folders.
- Drawer/door front options include painted, laminate, or wood.
- Laminate fronts can be specified with a painted steel or laminate lockbar.
- Wood fronts can be specified with a painted steel or wood lockbar.
- Optional drawer/door pulls include Ellipse, Radius, Taper, Crescent, Linear, Classic and J-Pull.
  - Ellipse pull available in non-metallic trim colors only
  - Radius pull available in metallic trim colors only
  - Taper and J-Pull trim color matches case trim color
  - Crescent, Linear and Classic pulls are brushed nickel finish
  - J-Pull available with touch latch doors only
- Standard door or touch latch door choice is determined by pull style code.
- Touch latch doors have touch latch mechanism on the right door, controlling access to both sides.
- Drawer has full extension steel ball-bearing slides.
- Drawer interior and accessories are black finish color. Storage unit interior and shelf match case color.
- Lock centered on front edge of unit top secures drawer. Storage unit locks separately.
- All locks have the same key number.
- Lock plugs are available in black or chrome.
- For lock options, refer to Lock Program section of the Accessories Price List.
- Glides provide 1.5" (38mm) adjustment range.

### Specification Tips

- Storage unit accommodates two rows of standard-height binders.
- A separately specified counterweight is recommended when unit is not ganged to another file or anchored to a fixed object.
- Additional accessories are available and can be specified separately.

### To Order, Specify:

#### Painted Steel Drawer/Door Fronts

- Product number, including:

#### ① Front/Lockbar Option:

**SS** Painted steel fronts/painted steel lockbar

#### ② Pull (see side bar)

**\$31.79** upcharge list for touch latch door(s).

- Trim color for drawer/door fronts and case.

### To Order, Specify (cont'd):

- Trim color for pull (Ellipse and Radius only).
  - Ellipse (Non-Metallic trim colors only)
  - Radius (Metallic trim colors only; upcharge for Metallic trim on pull is included in price.)

- Trim color for lock plug.

#### Laminate Drawer/Door Fronts

- Product number, including:

#### ① Front/Lockbar Option:

**LL** Laminate fronts/painted steel lockbar

**TT** Laminate fronts/laminate lockbar, add **\$36.69** list

#### ② Pull (see side bar)

**\$31.79** upcharge list for touch latch door(s).

- Trim color for case.

- Trim color for pull (Ellipse and Radius only).
  - Ellipse (Non-Metallic trim colors only)
  - Radius (Metallic trim colors only; upcharge for Metallic trim on pull is included in price.)

- Laminate color for drawer/door fronts.

- Edge trim color for drawer/door fronts.

- Trim color for lock plug.

#### Wood Drawer/Door Fronts

- Product number, including:

#### ① Front/Lockbar Option:

**WW** Wood fronts/painted steel lockbar

**RR** Wood fronts/wood lockbar, add **\$70.94** list

#### ② Pull (see side bar)

**\$31.79** upcharge list for touch latch door(s).

- Trim color for case.

- Trim color for pull (Ellipse and Radius only).
  - Ellipse (Non-Metallic trim colors only)
  - Radius (Metallic trim colors only; upcharge for Metallic trim on pull is included in price.)

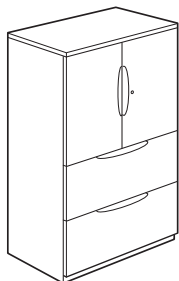
- Wood finish for drawer/door fronts.

- Trim color for lock plug.

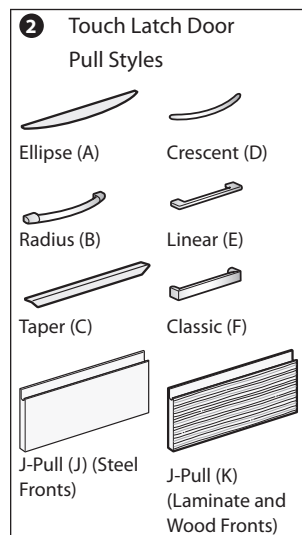
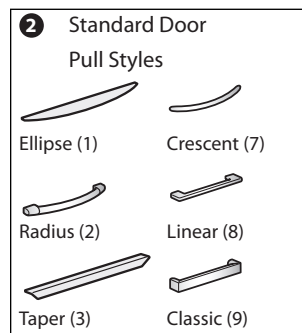
# X Series Combination Units

4H Combination Unit with Two Lateral File Drawers

Actual Depth	Actual Width	Pull	Number ① ②	Painted Trim A	Trim B	Laminate A Trim A	Trim B	Laminate B Trim A	Trim B	Wood Group A Trim A	Trim B	Wood Group B Trim A	Trim B
<b>4H, 51.5" (1308mm) — 24" (610mm) High Storage, Two Laterals</b>													
18.75" (476mm)	29.875" (759mm)	1	JCPY-0430- 1	\$1946.05	\$2107.49	\$2207.88	\$2325.29	\$2244.52	\$2361.93	\$2442.01	\$2559.42	\$2517.55	\$2634.96
		J	JCPY-0430- J	1977.84	2139.28	N/A	N/A	N/A	N/A	N/A	N/A	N/A	N/A
		2, 3	JCPY-0430- 2	2068.37	2229.81	2330.20	2447.61	2366.84	2484.25	2564.33	2681.74	2639.87	2757.28
		7, 8, 9	JCPY-0430- 7	2097.77	2259.21	2359.60	2477.01	2396.24	2513.65	2593.73	2711.14	2669.27	2786.68
		K	JCPY-0430- K	N/A	N/A	2350.98	2468.39	2387.62	2505.03	2919.04	3036.45	2994.58	3111.99
18.75" (476mm)	35.875" (962mm)	1	JCPY-0436- 1	\$2119.77	\$2302.00	\$2402.99	\$2532.63	\$2455.23	\$2584.87	\$2686.20	\$2815.84	\$2761.74	\$2891.38
		J	JCPY-0436- J	2151.56	2333.79	N/A	N/A	N/A	N/A	N/A	N/A	N/A	N/A
		2, 3	JCPY-0436- 2	2242.09	2424.32	2525.31	2654.95	2577.55	2707.19	2808.52	2938.16	2884.06	3013.70
		7, 8, 9	JCPY-0436- 7	2271.49	2453.72	2554.71	2684.35	2606.95	2736.59	2837.92	2967.56	2913.46	3043.10
		K	JCPY-0436- K	N/A	N/A	2546.09	2675.73	2598.33	2727.97	3163.23	3292.87	3238.77	3368.41
18.75" (476mm)	41.875" (1064mm)	1	JCPY-0442- 1	\$2293.49	\$2496.51	\$2598.10	\$2739.97	\$2665.94	\$2807.81	\$2930.39	\$3072.26	\$3005.93	\$3147.80
		J	JCPY-0442- J	2325.28	2528.30	N/A	N/A	N/A	N/A	N/A	N/A	N/A	N/A
		2, 3	JCPY-0442- 2	2415.81	2618.83	2720.42	2862.29	2788.26	2930.13	3052.71	3194.58	3128.25	3270.12
		7, 8, 9	JCPY-0442- 7	2445.21	2648.23	2749.82	2891.69	2817.66	2959.53	3082.11	3223.98	3157.65	3299.52
		K	JCPY-0442- K	N/A	N/A	2741.20	2883.07	2809.04	2950.91	3407.42	3549.29	3482.96	3624.83



JCPY-SS1



## Features

- Includes:
  - 24" (610mm)-high storage unit with one shelf that adjusts in 6" (152mm) increments
  - Two 12" (305mm)-high lateral file drawers
- Lateral file drawers include side-to-side hanging bars that accommodate letter, legal, EDP, international A4, and foolscap suspended file folders.
- Drawer/door front options include painted, laminate, or wood.
- Laminate fronts can be specified with a painted steel or laminate lockbar.
- Wood fronts can be specified with a painted steel or wood lockbar.
- Optional drawer/door pulls include Ellipse, Radius, Taper, Crescent, Linear, Classic and J-Pull.
  - Ellipse pull available in non-metallic trim colors only
  - Radius pull available in metallic trim colors only
  - Taper and J-Pull trim color matches case trim color
  - Crescent, Linear and Classic pulls are brushed nickel finish
  - J-Pull available with touch latch doors only
- Standard door or touch latch door choice is determined by pull style code.
- Touch latch doors have touch latch mechanism on the right door, controlling access to both sides.
- Drawers have full extension steel ball-bearing slides.
- Drawer interior and accessories are black finish color. Storage unit interior and shelf match case color.
- Lock centered on front edge of unit top secures all drawers. Storage unit locks separately.
- All locks have the same key number.
- Lock plugs are available in black or chrome.
- For lock options, refer to Lock Program section of the Accessories Price List.
- Glides provide 1.5" (38mm) adjustment range.

## Specification Tips

- Storage unit accommodates one row of standard-height binders.
- A separately specified counterweight is recommended when unit is not ganged to another file or anchored to a fixed object.
- Additional accessories are available and can be specified separately.

## To Order, Specify:

### Painted Steel Drawer/Door Fronts

- Product number, including:

### ① Front/Lockbar Option:

- SS** Painted steel fronts/painted steel lockbar

### ② Pull (see side bar)

\$31.79 upcharge list for touch latch door(s).

- Trim color for drawer/door fronts and case.

## To Order, Specify (cont'd):

- Trim color for pull (Ellipse and Radius only).
  - Ellipse (Non-Metallic trim colors only)
  - Radius (Metallic trim colors only; upcharge for Metallic trim on pull is included in price.)

- Trim color for lock plug.

### Laminate Drawer/Door Fronts

- Product number, including:

### ① Front/Lockbar Option:

- LL** Laminate fronts/painted steel lockbar
- TT** Laminate fronts/laminate lockbar, add \$36.69 list

### ② Pull (see side bar)

\$31.79 upcharge list for touch latch door(s).

- Trim color for case.

- Trim color for pull (Ellipse and Radius only).
  - Ellipse (Non-Metallic trim colors only)
  - Radius (Metallic trim colors only; upcharge for Metallic trim on pull is included in price.)

- Laminate color for drawer/door fronts.

- Edge trim color for drawer/door fronts.

- Trim color for lock plug.

### Wood Drawer/Door Fronts

- Product number, including:

### ① Front/Lockbar Option:

- WW** Wood fronts/painted steel lockbar
- RR** Wood fronts/wood lockbar, add \$70.94 list

### ② Pull (see side bar)

\$31.79 upcharge list for touch latch door(s).

- Trim color for case.

- Trim color for pull (Ellipse and Radius only).
  - Ellipse (Non-Metallic trim colors only)
  - Radius (Metallic trim colors only; upcharge for Metallic trim on pull is included in price.)

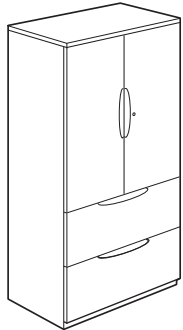
- Wood finish for drawer/door fronts.

- Trim color for lock plug.

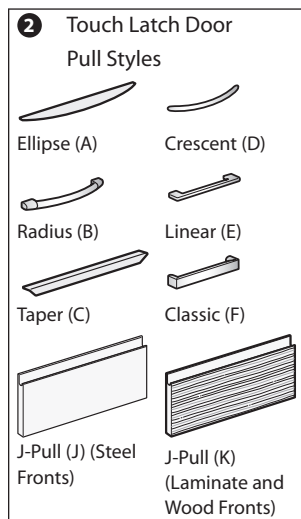
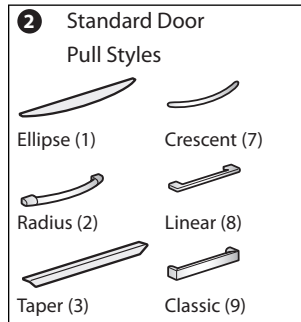
# X Series Combination Units

5H Combination Unit with Two Lateral File Drawers

Actual Depth	Actual Width	Pull	Number ① ②	Painted Trim A	Trim B	Laminate A Trim A	Trim B	Laminate B Trim A	Trim B	Wood Group A Trim A	Trim B	Wood Group B Trim A	Trim B
<b>5H, 63.5" (1613mm) — 36" (914mm) High Storage, Two Laterals</b>													
18.75" (476mm)	29.875" (759mm)	1	JCPY-0530- 1	\$2054.32	\$2250.01	\$2380.33	\$2519.77	\$2430.78	\$2570.22	\$2697.55	\$2836.99	\$2780.62	\$2920.06
		J	JCPY-0530- J	2086.11	2281.80	N/A	N/A	N/A	N/A	N/A	N/A	N/A	N/A
		2, 3	JCPY-0530- 2, 3	2176.64	2372.33	2502.65	2642.09	2553.10	2692.54	2819.87	2959.31	2902.94	3042.38
		7, 8, 9	JCPY-0530- 7, 8, 9	2206.04	2401.73	2532.05	2671.49	2582.50	2721.94	2849.27	2988.71	2932.34	3071.78
		K	JCPY-0530- K	N/A	N/A	2523.43	2662.87	2573.88	2713.32	3285.89	3425.33	3368.96	3508.40
18.75" (476mm)	35.875" (911mm)	1	JCPY-0536- 1	\$2228.04	\$2449.41	\$2600.61	\$2754.73	\$2668.69	\$2822.81	\$2973.22	\$3127.34	\$3056.29	\$3210.41
		J	JCPY-0536- J	2259.83	2481.20	N/A	N/A	N/A	N/A	N/A	N/A	N/A	N/A
		2, 3	JCPY-0536- 2, 3	2350.36	2571.73	2722.93	2877.05	2791.01	2945.13	3095.54	3249.66	3178.61	3332.73
		7, 8, 9	JCPY-0536- 7, 8, 9	2379.76	2601.13	2752.33	2906.45	2820.41	2974.53	3124.94	3279.06	3208.01	3362.13
		K	JCPY-0536- K	N/A	N/A	2743.71	2897.83	2811.79	2965.91	3561.56	3715.68	3644.63	3798.75
18.75" (476mm)	41.875" (1064mm)	1	JCPY-0542- 1	\$2401.76	\$2648.81	\$2820.89	\$2989.69	\$2906.60	\$3075.40	\$3248.89	\$3417.69	\$3331.96	\$3500.76
		J	JCPY-0542- J	2433.55	2680.60	N/A	N/A	N/A	N/A	N/A	N/A	N/A	N/A
		2, 3	JCPY-0542- 2, 3	2524.08	2771.13	2943.21	3112.01	3028.92	3197.72	3371.21	3540.01	3454.28	3623.08
		7, 8, 9	JCPY-0542- 7, 8, 9	2553.48	2800.53	2972.61	3141.41	3058.32	3227.12	3400.61	3569.41	3483.68	3652.48
		K	JCPY-0542- K	N/A	N/A	2963.99	3132.79	3049.70	3218.50	3837.23	4006.03	3920.30	4089.10



JCPY-SS1



## Features

- Includes:
  - 36" (914mm)-high storage unit with two shelves that adjusts in 6" (152mm) increments
  - Two 12" (305mm)-high lateral file drawers
- Lateral file drawers include side-to-side hanging bars that accommodate letter, legal, EDP, international A4, and foolscap suspended file folders.
- Drawer/door front options include painted, laminate, or wood.
- Laminate fronts can be specified with a painted steel or laminate lockbar.
- Wood fronts can be specified with a painted steel or wood lockbar.
- Optional drawer/door pulls include Ellipse, Radius, Taper, Crescent, Linear, Classic and J-Pull.
  - Ellipse pull available in non-metallic trim colors only
  - Radius pull available in metallic trim colors only
  - Taper and J-Pull trim color matches case trim color
  - Crescent, Linear and Classic pulls are brushed nickel finish
  - J-Pull available with touch latch doors only
- Standard door or touch latch door choice is determined by pull style code.
- Touch latch doors have touch latch mechanism on the right door, controlling access to both sides.
- Drawers have full extension steel ball-bearing slides.
- Drawer interior and accessories are black finish color. Storage unit interior and shelf match case color.
- Lock centered on front edge of unit top secures all drawers. Storage unit locks separately.
- All locks have the same key number.
- Lock plugs are available in black or chrome.
- For lock options, refer to Lock Program section of the Accessories Price List.
- Glides provide 1.5" (38mm) adjustment range.

## Specification Tips

- Storage unit accommodates two rows of standard-height binders.
- A separately specified counterweight is recommended when unit is not ganged to another file or anchored to a fixed object.
- Additional accessories are available and can be specified separately.

## To Order, Specify:

### Painted Steel Drawer/Door Fronts

- Product number, including:

#### ① Front/Lockbar Option:

**SS** Painted steel fronts/painted steel lockbar

#### ② Pull (see side bar)

**\$31.79** upcharge list for touch latch door(s).

- Trim color for drawer/door fronts and case.

## To Order, Specify (cont'd):

- Trim color for pull (Ellipse and Radius only).
  - Ellipse (Non-Metallic trim colors only)
  - Radius (Metallic trim colors only; upcharge for Metallic trim on pull is included in price.)
- Trim color for lock plug.

## Laminate Drawer/Door Fronts

- Product number, including:

#### ① Front/Lockbar Option:

**LL** Laminate fronts/painted steel lockbar

**TT** Laminate fronts/laminate lockbar, add **\$36.69** list

#### ② Pull (see side bar)

**\$31.79** upcharge list for touch latch door(s).

- Trim color for case.
- Trim color for pull (Ellipse and Radius only).
  - Ellipse (Non-Metallic trim colors only)
  - Radius (Metallic trim colors only; upcharge for Metallic trim on pull is included in price.)
- Laminate color for drawer/door fronts.
- Edge trim color for drawer/door fronts.
- Trim color for lock plug.

## Wood Drawer/Door Fronts

- Product number, including:

#### ① Front/Lockbar Option:

**WW** Wood fronts/painted steel lockbar

**RR** Wood fronts/wood lockbar, add **\$70.94** list

#### ② Pull (see side bar)

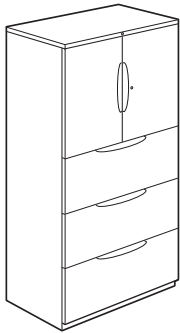
**\$31.79** upcharge list for touch latch door(s).

- Trim color for case.
- Trim color for pull (Ellipse and Radius only).
  - Ellipse (Non-Metallic trim colors only)
  - Radius (Metallic trim colors only; upcharge for Metallic trim on pull is included in price.)
- Wood finish for drawer/door fronts.
- Trim color for lock plug.

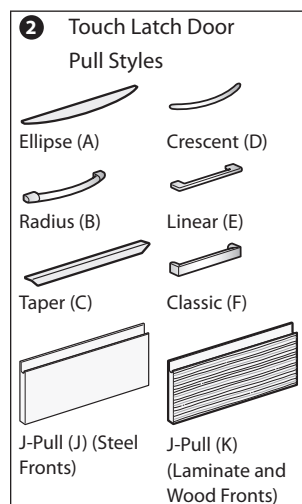
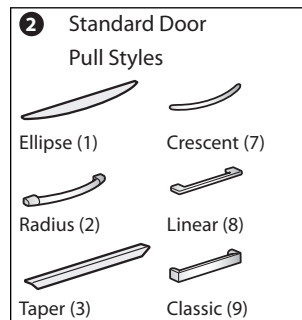
# X Series Combination Units

5H Combination Unit with Three Lateral File Drawers

Actual Depth	Actual Width	Pull	Number ① ②	Painted Trim A	Trim B	Laminate A Trim A	Trim B	Laminate B Trim A	Trim B	Wood Group A Trim A	Trim B	Wood Group B Trim A	Trim B
<b>5H, 63.5" (1613mm) — 24" (610mm) High Storage, Three Laterals</b>													
18.75" (476mm)	29.875" (759mm)	1	JCPX-0530- 1	\$2214.26	\$2409.95	\$2545.15	\$2684.59	\$2571.62	\$2711.06	\$2869.64	\$3009.08	\$2952.99	\$3092.43
		J	JCPX-0530- J	2246.05	2441.74	N/A	N/A	N/A	N/A	N/A	N/A	N/A	N/A
		2, 3	JCPX-0530-	2367.16	2562.85	2698.05	2837.49	2724.52	2863.96	3022.54	3161.98	3105.89	3245.33
		7, 8, 9	JCPX-0530-	2403.91	2599.60	2734.80	2874.24	2761.27	2900.71	3059.29	3198.73	3142.64	3282.08
		K	JCPX-0530- K	N/A	N/A	2688.25	2827.69	2714.72	2854.16	3457.98	3597.42	3541.33	3680.77
18.75" (476mm)	35.875" (911mm)	1	JCPX-0536- 1	\$2397.66	\$2619.03	\$2781.13	\$2935.25	\$2826.49	\$2980.61	\$3164.62	\$3318.74	\$3262.08	\$3416.20
		J	JCPX-0536- J	2429.45	2650.82	N/A	N/A	N/A	N/A	N/A	N/A	N/A	N/A
		2, 3	JCPX-0536-	2550.56	2771.93	2934.03	3088.15	2979.39	3133.51	3317.52	3471.64	3414.98	3569.10
		7, 8, 9	JCPX-0536-	2587.31	2808.68	2970.78	3124.90	3016.14	3170.26	3354.27	3508.39	3451.73	3605.85
		K	JCPX-0536- K	N/A	N/A	2924.23	3078.35	2969.59	3123.71	3752.96	3907.08	3850.42	4004.54
18.75" (476mm)	41.875" (1064mm)	1	JCPX-0542- 1	\$2581.06	\$2828.11	\$3017.11	\$3185.91	\$3081.36	\$3250.16	\$3459.60	\$3628.40	\$3571.17	\$3739.97
		J	JCPX-0542- J	2612.85	2859.90	N/A	N/A	N/A	N/A	N/A	N/A	N/A	N/A
		2, 3	JCPX-0542-	2733.96	2981.01	3170.01	3338.81	3234.26	3403.06	3612.50	3781.30	3724.07	3892.87
		7, 8, 9	JCPX-0542-	2770.71	3017.76	3206.76	3375.56	3271.01	3439.81	3649.25	3818.05	3760.82	3929.62
		K	JCPX-0542- K	N/A	N/A	3160.21	3329.01	3224.46	3393.26	4047.94	4216.74	4159.51	4328.31



JCPX-SS1



## Features

- Includes:
  - 24" (610mm)-high storage unit with one shelf that adjust in 6" (152mm) increments
  - Three 12" (305mm)-high lateral file drawers
- Lateral file drawers include side-to-side hanging bars that accommodate letter, legal, EDP, international A4, and foolscap suspended file folders.
- Drawer/door front options include painted, laminate, or wood.
- Laminate fronts can be specified with a painted steel or laminate lockbar.
- Wood fronts can be specified with a painted steel or wood lockbar.
- Optional drawer/door pulls include Ellipse, Radius, Taper, Crescent, Linear, Classic and J-Pull.
  - Ellipse pull available in non-metallic trim colors only
  - Radius pull available in metallic trim colors only
  - Taper and J-Pull trim color matches case trim color
  - Crescent, Linear and Classic pulls are brushed nickel finish
  - J-Pull available with touch latch doors only
- Standard door or touch latch door choice is determined by pull style code.
- Touch latch doors have touch latch mechanism on the right door, controlling access to both sides.
- Drawer has full extension steel ball-bearing slides.
- Drawer interior and accessories are black finish color. Storage unit interior and shelf match case color.
- Lock centered on front edge of unit top secures all drawers. Storage unit locks separately.
- All locks have the same key number.
- Lock plugs are available in black or chrome.
- For lock options, refer to Lock Program section of the Accessories Price List.
- Glides provide 1.5" (38mm) adjustment range.

## Specification Tips

- Storage unit accommodates one row of standard-height binders.
- A separately specified counterweight is recommended when unit is not ganged to another file or anchored to a fixed object.
- Additional accessories are available and can be specified separately.

## To Order, Specify:

### Painted Steel Drawer/Door Fronts

- Product number, including:

### ① Front/Lockbar Option:

**SS** Painted steel fronts/painted steel lockbar

### ② Pull (see side bar)

**\$31.79** upcharge list for touch latch door(s).

- Trim color for drawer/door fronts and case.

## To Order, Specify (cont'd):

- Trim color for pull (Ellipse and Radius only).
  - Ellipse (Non-Metallic trim colors only)
  - Radius (Metallic trim colors only; upcharge for Metallic trim on pull is included in price.)
- Trim color for lock plug.

## Laminate Drawer/Door Fronts

- Product number, including:

### ① Front/Lockbar Option:

**LL** Laminate fronts/painted steel lockbar

**TT** Laminate fronts/laminate lockbar, add **\$36.69** list

### ② Pull (see side bar)

**\$31.79** upcharge list for touch latch door(s).

- Trim color for case.
- Trim color for pull (Ellipse and Radius only).
  - Ellipse (Non-Metallic trim colors only)
  - Radius (Metallic trim colors only; upcharge for Metallic trim on pull is included in price.)
- Laminate color for drawer/door fronts.
- Edge trim color for drawer/door fronts.
- Trim color for lock plug.

## Wood Drawer/Door Fronts

- Product number, including:

### ① Front/Lockbar Option:

**WW** Wood fronts/painted steel lockbar

**RR** Wood fronts/wood lockbar, add **\$70.94** list

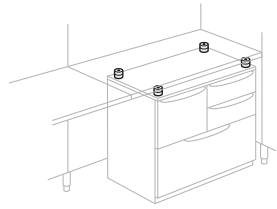
### ② Pull (see side bar)

**\$31.79** upcharge list for touch latch door(s).

- Trim color for case.
- Trim color for pull (Ellipse and Radius only).
  - Ellipse (Non-Metallic trim colors only)
  - Radius (Metallic trim colors only; upcharge for Metallic trim on pull is included in price.)
- Wood finish for drawer/door fronts.
- Trim color for lock plug.

## X Series Combination Unit Accessories

	Height	Number	Price
<b>Worksurface Height Adjustment Kit for Attached Combination Unit</b>	1-2"(25-51mm)	JSHA-1	\$32.97



JSHA-1

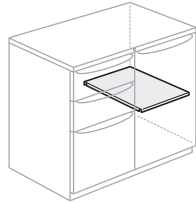
### Features

- Includes eight height adjustment spacers and attachment hardware.
- Provides height adjustment for file-supported worksurfaces.
- Raises worksurfaces in 1"(25mm) increments up to 2"(51mm) above standard worksurface height.
- Standard in charcoal finish color only.

### To Order, Specify:

- 1) Product number.  
(No finish specification required.)

## Storage Shelf



JSSA-15

Unit Width	Shelf Width	Shelf Depth	Shelf Thickness	Number	Trim A	B
30"(762mm)	13.75"(349mm)	16.5"(419mm)	0.625"(16mm)	JSSA-15	\$63.43	\$76.99

### Feature

- Includes shelf and clips.

### To Order, Specify:

- 1) Product number.
- 2) Trim color.

### Specification Tip

- To be used with 2H combination unit with storage door only.

## Storage Shelves



JSSA

30"(762mm)	28.25"(718mm)	16.5"(419mm)	0.625"(16mm)	JSSA-30	\$79.48	\$ 99.07
36"(914mm)	34.25"(870mm)			JSSA-36	85.89	105.48
42"(1067mm)	40.25"(1022mm)			JSSA-42	92.29	111.88

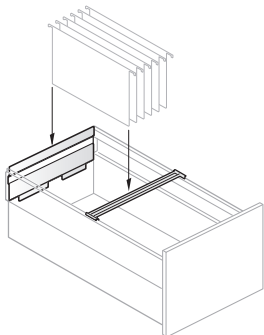
### Feature

- Includes one storage shelf and clips.

### To Order, Specify:

- 1) Product number.
- 2) Trim color.

## Filing Kit



JCPL-12

	Number	Price
	JCPL-12	\$85.73

### Features

- Includes one steel drawer back extension and one side-to-side file hanging bar.
- Black finish only.

### To Order, Specify:

- 1) Product number.  
(No finish specification required.)

### Specification Tips

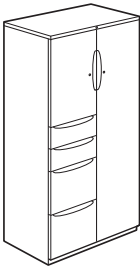
- For use in X Series Combination Units only.
- Required for filing side-to-side or legal in 12"(305mm) Combination Unit pedestal style drawers.

This page intentionally blank

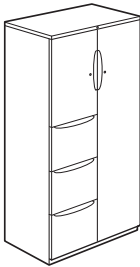


X Series Combination Units with Valet

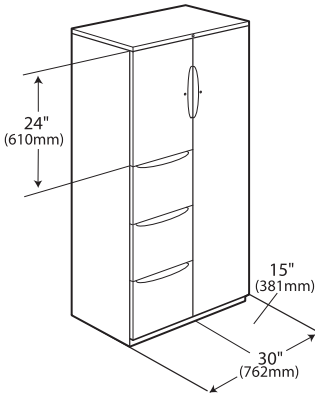
5H Combination Unit with Valet — 30" Wide



JVPN-SS1 (Right)



JVPN-SS1 (Right)









Features

- Includes:
  - 24"(610mm)-high storage unit with one shelf that adjusts in 6"(152mm) increments
  - Pedestal section with multiple box and file drawer configurations
  - Valet with coat rod
- Combination unit with box drawers includes a single pencil tray.
- Drawer/door front options include painted, laminate, or wood.
- Laminate fronts can be specified with a painted steel or laminate lockbar.
- Wood fronts can be specified with a painted steel or wood lockbar.
- Optional drawer/door pulls include Ellipse, Radius, Taper, Crescent, Linear, Classic and J-Pull.
  - Ellipse pull available in non-metallic trim colors only
  - Radius pull available in metallic trim colors only
  - Taper and J-Pull trim color matches case trim color
  - Crescent, Linear and Classic pulls are brushed nickel finish
  - J-Pull Available with touch latch doors only
- Standard door or touch latch door choice is determined by pull style code.
- Touch latch doors have touch latch mechanism on the right door, controlling access to both sides.
- Drawers have full extension steel ball-bearing slides.
- Drawer interiors and accessories are black finish color. Storage unit interior, valet interior, and shelves match case color.
- Lock centered on front edge of unit top secures all drawers; storage unit and valet each lock separately.
- All locks have the same key number.
- Lock plugs are available in black or chrome.
- For lock options, refer to Lock Program section of the Accessories Price List.
- Glides provide 1.5"(38mm) adjustment range.









Specification Tips

- Storage unit accommodates one row of standard-height binders.
- Pedestal file drawer has a half-height back. To accommodate side-to-side legal filing, or to convert to a full-height back, a legal-size filing kit must be specified separately.
- Additional accessories are available and can be specified separately.

**2 Standard Door Pull Styles**

 Ellipse (1)	 Crescent (7)
 Radius (2)	 Linear (8)
 Taper (3)	 Classic (9)

**2 Touch Latch Door Pull Styles**

 Ellipse (A)	 Crescent (D)
 Radius (B)	 Linear (E)
 Taper (C)	 Classic (F)
 J-Pull (J) (Steel Fronts)	 J-Pull (K) (Laminate and Wood Fronts)

To Order, Specify:

Painted Steel Drawer/Door Fronts

- 1) Product number, including:

1 Front/Lockbar Option:

**SS** Painted steel fronts/painted steel lockbar

2 Pull (see side bar)

**\$31.79** upcharge list for touch latch door(s).

- 2) Trim color for drawer/door fronts and case.
- 3) Trim color for pull (Ellipse and Radius only).
  - Ellipse (Non-Metallic trim colors only)
  - Radius (Metallic trim colors only; upcharge for Metallic trim on pull is included in price.)
- 4) Trim color for lock plug.

Laminate Drawer/Door Fronts

- 1) Product number, including:

1 Front/Lockbar Option:

**LL** Laminate fronts/painted steel lockbar

**TT** Laminate fronts/laminate lockbar, add **\$36.69** list

2 Pull (see side bar)

**\$31.79** upcharge list for touch latch door(s).

- 2) Trim color for case.
- 3) Trim color for pull (Ellipse and Radius only).
  - Ellipse (Non-Metallic trim colors only)
  - Radius (Metallic trim colors only; upcharge for Metallic trim on pull is included in price.)
- 4) Laminate color for drawer/door fronts.
- 5) Edge trim color for drawer/door fronts.
- 6) Trim color for lock plug.

Wood Drawer/Door Fronts

- 1) Product number, including:

1 Front/Lockbar Option:

**WW** Wood fronts/painted steel lockbar

**RR** Wood fronts/wood lockbar, add **\$70.94** list

2 Pull (see side bar)

**\$31.79** upcharge list for touch latch door(s).

- 2) Trim color for case.
- 3) Trim color for pull (Ellipse and Radius only).
  - Ellipse (Non-Metallic trim colors only)
  - Radius (Metallic trim colors only; upcharge for Metallic trim on pull is included in price.)
- 4) Wood finish for drawer/door fronts.
- 5) Trim color for lock plug.



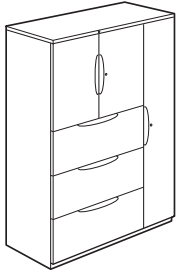
# X Series Combination Units with Valet

5H Combination Unit with Valet — 30" Wide


Actual Depth	Actual Width	Pull	Number ① ②	Painted Trim A	Trim B	Laminate A Trim A	Laminate A Trim B	Laminate B Trim A	Laminate B Trim B	Wood Group A Trim A	Wood Group A Trim B	Wood Group B Trim A	Wood Group B Trim B
<b>5H, 63.5"(1613mm) — 24"(610mm) High Storage, File/File/File, Valet Right</b>													
18.75" (476mm)	29.875" (759mm)	1	JVPM-0530- 1	\$3843.66	\$4039.35	\$4291.27	\$4430.71	\$4327.06	\$4466.50	\$4737.58	\$4877.02	\$4876.10	\$5015.54
		J	JVPM-0530- J	3875.45	4071.14	N/A	N/A	N/A	N/A	N/A	N/A	N/A	N/A
		2, 3	JVPM-0530-	3996.56	4192.25	4444.17	4583.61	4479.96	4619.40	4890.48	5029.92	5029.00	5168.44
		7, 8, 9	JVPM-0530-	4033.31	4229.00	4480.92	4620.36	4516.71	4656.15	4927.23	5066.67	5065.75	5205.19
		K	JVPM-0530- K	N/A	N/A	4434.37	4573.81	4470.16	4609.60	5325.92	5465.36	5464.44	5603.88
<b>5H, 63.5"(1613mm) — 24"(610mm) High Storage, File/File/File, Valet Left</b>													
18.75" (476mm)	29.875" (759mm)	1	JVPA-0530- 1	\$3847.32	\$4043.01	\$4294.93	\$4434.37	\$4330.72	\$4470.16	\$4741.24	\$4880.68	\$4879.76	\$5019.20
		J	JVPA-0530- J	3879.11	4074.80	N/A	N/A	N/A	N/A	N/A	N/A	N/A	N/A
		2, 3	JVPA-0530-	4000.22	4195.91	4447.83	4587.27	4483.62	4623.06	4894.14	5033.58	5032.66	5172.10
		7, 8, 9	JVPA-0530-	4036.97	4232.66	4484.58	4624.02	4520.37	4659.81	4930.89	5070.33	5069.41	5208.85
		K	JVPA-0530- K	N/A	N/A	4438.03	4577.47	4473.82	4613.26	5329.58	5469.02	5468.10	5607.54
<b>5H, 63.5"(1613mm) — 24"(610mm) High Storage, Box/Box/File/File, Valet Right</b>													
18.75" (476mm)	29.875" (759mm)	1	JVPN-0530- 1	\$3918.03	\$4113.72	\$4375.89	\$4515.33	\$4412.51	\$4551.95	\$4832.46	\$4971.90	\$4973.55	\$5112.99
		J	JVPN-0530- J	3949.82	4145.51	N/A	N/A	N/A	N/A	N/A	N/A	N/A	N/A
		2, 3	JVPN-0530-	4101.51	4297.20	4559.37	4698.81	4595.99	4735.43	5015.94	5155.38	5157.03	5296.47
		7, 8, 9	JVPN-0530-	4145.61	4341.30	4603.47	4742.91	4640.09	4779.53	5060.04	5199.48	5201.13	5340.57
		K	JVPN-0530- K	N/A	N/A	4518.99	4658.43	4555.61	4695.05	5420.80	5560.24	5561.89	5701.33
<b>5H, 63.5"(1613mm) — 24"(610mm) High Storage, Box/Box/File/File, Valet Left</b>													
18.75" (476mm)	29.875" (759mm)	1	JVPH-0530- 1	\$3918.03	\$4113.72	\$4375.89	\$4515.33	\$4412.51	\$4551.95	\$4832.46	\$4971.90	\$4973.55	\$5112.99
		J	JVPH-0530- J	3949.82	4145.51	N/A	N/A	N/A	N/A	N/A	N/A	N/A	N/A
		2, 3	JVPH-0530-	4101.51	4297.20	4559.37	4698.81	4595.99	4735.43	5015.94	5155.38	5157.03	5296.47
		7, 8, 9	JVPH-0530-	4145.61	4341.30	4603.47	4742.91	4640.09	4779.53	5060.04	5199.48	5201.13	5340.57
		K	JVPH-0530- K	N/A	N/A	4518.99	4658.43	4555.61	4695.05	5420.80	5560.24	5561.89	5701.33

# X Series Combination Units with Valet

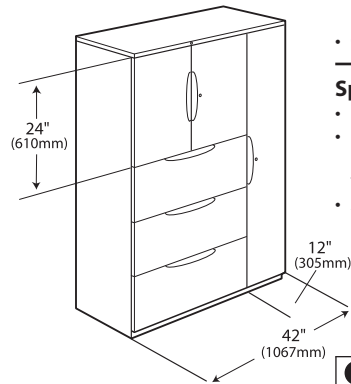
5H Combination Unit with Valet — 42" Wide



JVPW-SS1 (Right)



JPPP-SS1 (Right)



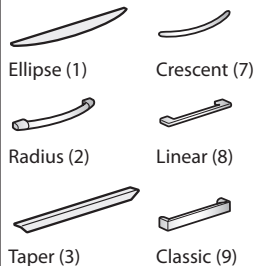
## Features

- Includes:
  - 24"(610mm)-high storage unit with one shelf that adjusts in 6"(152mm) increments
  - Drawer section with multiple pedestal and lateral drawer configurations
  - Valet with coat rod
- Combination unit with box drawers includes a single pencil tray.
- Lateral file drawers include side-to-side hanging bars that accommodate letter, legal, EDP, international A4, and foolscap suspended file folders.
- Drawer/door front options include painted, laminate, or wood.
- Laminate fronts can be specified with a painted steel or laminate lockbar.
- Wood fronts can be specified with a painted steel or wood lockbar.
- Optional drawer/door pulls include Ellipse, Radius, Taper, Crescent, Linear, Classic and J-Pull.
  - Ellipse pull available in non-metallic trim colors only
  - Radius pull available in metallic trim colors only
  - Taper and J-Pull trim color matches case trim color
  - Crescent, Linear and Classic pulls are brushed nickel finish
  - J-Pull Available with touch latch doors only
- Standard door or touch latch door choice is determined by pull style code.
- Touch latch doors have touch latch mechanism on the right door, controlling access to both sides.
- Drawers have full extension steel ball-bearing slides
- Drawer interiors and accessories are black finish color; shelves, storage unit interior, and valet interior match case color.
- Lock centered on front edge of unit top secures all drawers; storage unit and valet each lock separately.
- All locks in unit have the same key number.
- Lock plugs are available in black or chrome.
- For lock options, refer to Lock Program section of the Accessories Price List.
- Glides provide 1.5"(38mm) adjustment range.

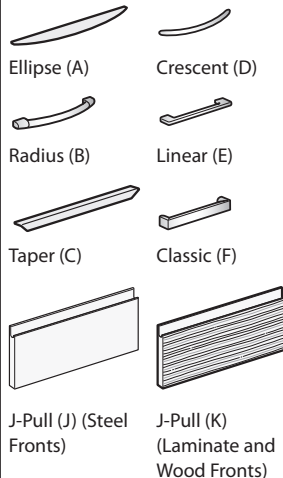
## Specification Tips

- Storage unit accommodates one row of standard-height binders.
- Pedestal file drawer has a half-height back. To accommodate side-to-side legal filing, or to convert to a full-height back, a legal-size filing kit must be specified separately.
- Additional accessories are available and can be specified separately.

### 2 Standard Door Pull Styles



### 2 Touch Latch Door Pull Styles



## To Order, Specify:

### Painted Steel Drawer/Door Fronts

- Product number, including:

#### 1 Front/Lockbar Option:

**SS** Painted steel fronts/painted steel lockbar

#### 2 Pull (see side bar)

**\$31.79** upcharge list for touch latch door(s).

- Trim color for drawer/door fronts and case.
- Trim color for pull (Ellipse and Radius only).
  - Ellipse (Non-Metallic trim colors only)
  - Radius (Metallic trim colors only; upcharge for Metallic trim on pull is included in price.)
- Trim color for lock plug.

### Laminate Drawer/Door Fronts

- Product number, including:

#### 1 Front/Lockbar Option:

**LL** Laminate fronts/painted steel lockbar

**TT** Laminate fronts/laminate lockbar, add **\$36.69** list

#### 2 Pull (see side bar)

**\$31.79** upcharge list for touch latch door(s).

- Trim color for case.
- Trim color for pull (Ellipse and Radius only).
  - Ellipse (Non-Metallic trim colors only)
  - Radius (Metallic trim colors only; upcharge for Metallic trim on pull is included in price.)
- Laminate color for drawer/door fronts.
- Edge trim color for drawer/door fronts.
- Trim color for lock plug.

### Wood Drawer/Door Fronts

- Product number, including:

#### 1 Front/Lockbar Option:

**WW** Wood fronts/painted steel lockbar

**RR** Wood fronts/wood lockbar, add **\$70.94** list

#### 2 Pull (see side bar)

**\$31.79** upcharge list for touch latch door(s).

- Trim color for case.
- Trim color for pull (Ellipse and Radius only).
  - Ellipse (Non-Metallic trim colors only)
  - Radius (Metallic trim colors only; upcharge for Metallic trim on pull is included in price.)
- Wood finish for drawer/door fronts.
- Trim color for lock plug.

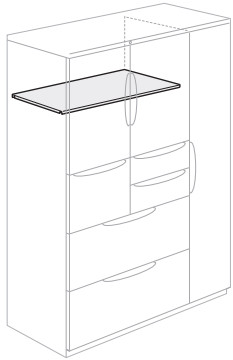
# X Series Combination Units with Valet

5H Combination Unit with Valet — 42" Wide

Actual Depth	Actual Width	Pull	Number ① ②	Painted Trim A	Trim B	Laminate A Trim A	Trim B	Laminate B Trim A	Trim B	Wood Group A Trim A	Trim B	Wood Group B Trim A	Trim B
<b>5H, 63.5"(1613mm) — 24"(610mm) High Storage, Three Laterals, Valet Right</b>													
18.75" (476mm)	41.875" (1064mm)	1	JVPW-0542- 1	\$4145.04	\$4392.09	\$4649.08	\$4817.88	\$4689.40	\$4858.20	\$5153.11	\$5321.91	\$5304.44	\$5473.24
		J	JVPW-0542- J	4176.83	4423.88	N/A	N/A	N/A	N/A	N/A	N/A	N/A	N/A
		2, 3	JVPW-0542-	4328.52	4575.57	4832.56	5001.36	4872.88	5041.68	5336.59	5505.39	5487.92	5656.72
		7, 8, 9	JVPW-0542-	4372.62	4619.67	4876.66	5045.46	4916.98	5085.78	5380.69	5549.49	5532.02	5700.82
		K	JVPW-0542- K	N/A	N/A	4792.18	4960.98	4832.50	5001.30	5741.45	5910.25	5892.78	6061.58
<b>5H, 63.5"(1613mm) — 24"(610mm) High Storage, Three Laterals, Valet Left</b>													
18.75" (476mm)	41.875" (1064mm)	1	JVPD-0542- 1	\$4145.04	\$4392.09	\$4649.08	\$4817.88	\$4689.40	\$4858.20	\$5153.11	\$5321.91	\$5304.44	\$5473.24
		J	JVPD-0542- J	4176.83	4423.88	N/A	N/A	N/A	N/A	N/A	N/A	N/A	N/A
		2, 3	JVPD-0542-	4328.52	4575.57	4832.56	5001.36	4872.88	5041.68	5336.59	5505.39	5487.92	5656.72
		7, 8, 9	JVPD-0542-	4372.62	4619.67	4876.66	5045.46	4916.98	5085.78	5380.69	5549.49	5532.02	5700.82
		K	JVPD-0542- K	N/A	N/A	4792.18	4960.98	4832.50	5001.30	5741.45	5910.25	5892.78	6061.58
<b>5H, 63.5"(1613mm) — 24"(610mm) High Storage, File/Box/Box/Two Laterals, Valet Right</b>													
18.75" (476mm)	41.875" (1064mm)	1	JVPP-0542- 1	\$4384.86	\$4631.91	\$4974.82	\$5143.62	\$5022.02	\$5190.82	\$5564.78	\$5733.58	\$5728.95	\$5897.75
		J	JVPP-0542- J	4416.65	4663.70	N/A	N/A	N/A	N/A	N/A	N/A	N/A	N/A
		2, 3	JVPP-0542-	4629.50	4876.55	5219.46	5388.26	5266.66	5435.46	5809.42	5978.22	5973.59	6142.39
		7, 8, 9	JVPP-0542-	4688.30	4935.35	5278.26	5447.06	5325.46	5494.26	5868.22	6037.02	6032.39	6201.19
		K	JVPP-0542- K	N/A	N/A	5117.92	5286.72	5165.12	5333.92	6153.12	6321.92	6317.29	6486.09
<b>5H, 63.5"(1613mm) — 24"(610mm) High Storage, File/Box/Box/Two Laterals, Valet Left</b>													
18.75" (476mm)	41.875" (1064mm)	1	JVPF-0542- 1	\$4384.86	\$4631.91	\$4974.82	\$5143.62	\$5022.02	\$5190.82	\$5564.78	\$5733.58	\$5728.95	\$5897.75
		J	JVPF-0542- J	4416.65	4663.70	N/A	N/A	N/A	N/A	N/A	N/A	N/A	N/A
		2, 3	JVPF-0542-	4629.50	4876.55	5219.46	5388.26	5266.66	5435.46	5809.42	5978.22	5973.59	6142.39
		7, 8, 9	JVPF-0542-	4688.30	4935.35	5278.26	5447.06	5325.46	5494.26	5868.22	6037.02	6032.39	6201.19
		K	JVPF-0542- K	N/A	N/A	5117.92	5286.72	5165.12	5333.92	6153.12	6321.92	6317.29	6486.09

## X Series Combination Units/Valet Accessories

	Shelf Width	Shelf Depth	Shelf Thickness	Number	Trim A	B
<b>Storage Shelf</b>	28.25"(718mm)	16.5"(419mm)	0.625"(16mm)	JSSA-30	\$79.48	\$99.07



JSSA-30

**Feature**

- Includes shelf and clips (combination units only).

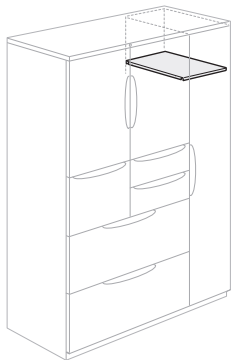
**Specification Tip**

- For use with 5H 42" wide combination unit with valet in 30" wide storage area.

**To Order, Specify:**

- Product number.
- Trim color.

<b>Valet Shelf</b>	10.75"(273mm)	16.5"(419mm)	0.625"(16mm)	JSSA-12	\$60.19	\$73.75
--------------------	---------------	--------------	--------------	---------	---------	---------



JSSA-12

**Feature**

- Includes shelf and clips.

**Specification Tips**

- For use with 5H 42" wide combination unit with valet.
- Shelves mount under coat rod. Adjusts in 6"(152mm) increments.

**To Order, Specify:**

- Product number.
- Trim color.

<b>Valet Shelf</b>	13.75"(349mm)	16.5"(419mm)	0.625"(16mm)	JSSA-15	\$63.43	\$76.99
--------------------	---------------	--------------	--------------	---------	---------	---------



JSSA-15

**Feature**

- Includes shelf and clips.

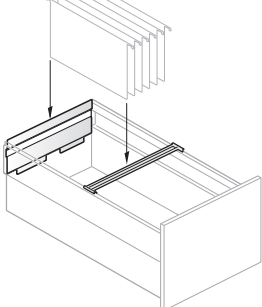
**Specification Tip**

- For use with 5H 42" wide combination unit with valet in valet.

**To Order, Specify:**

- Product number.
- Trim color.

<b>Filing Kit</b>	Number	Price
	JCPL-12	\$85.73



JCPL-12

**Features**

- Includes one steel drawer back extension and one side-to-side file hanging bar.
- Black finish only.

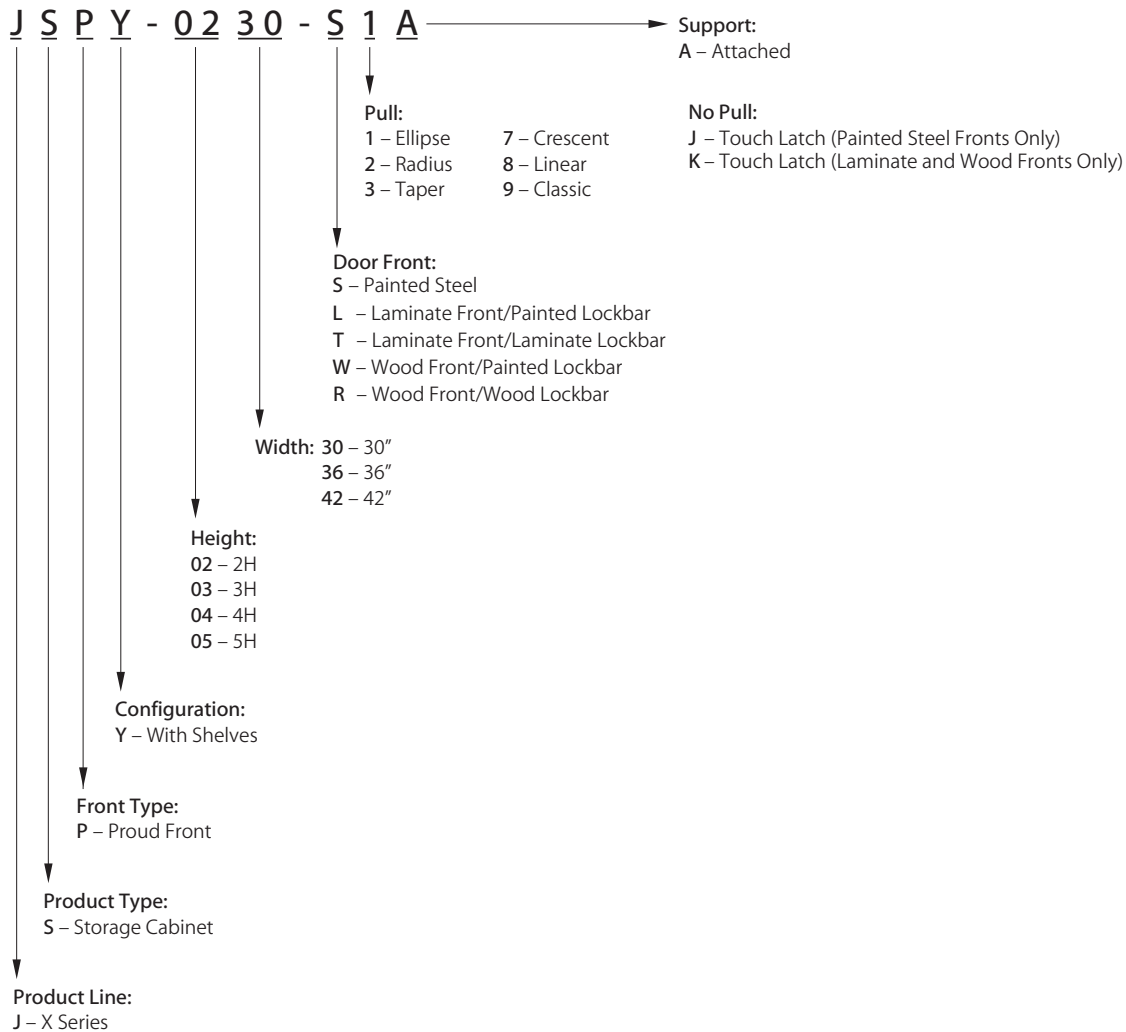
**Specification Tips**

- For use in X Series Combination Units only.
- Required for filing side-to-side or legal in 12"(305mm) Combination Unit pedestal style drawers.

**To Order, Specify:**

- Product number.  
(No finish specification required.)

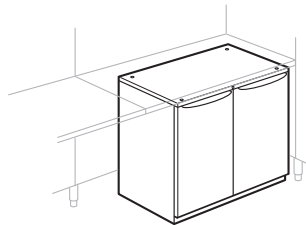
# X Series Storage Cabinets – Catalog Logic



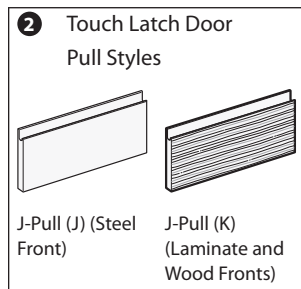
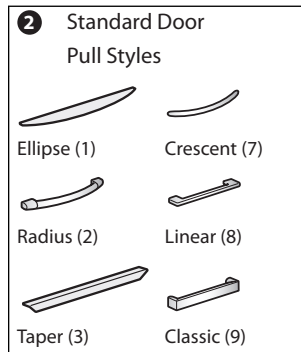
# X Series Storage Cabinets — Attached

## 2H Storage Cabinet — Attached

Actual Depth	Actual Width	Pull	Number ① ②	Painted Trim A	Trim B	Laminate A Trim A	Trim B	Laminate B Trim A	Trim B	Wood Group A Trim A	Trim B	Wood Group B Trim A	Trim B
<b>27.5" (699mm) High</b>													
18.75" (476mm)	29.875" (759mm)	1	JSPY-0230- 1A	\$1047.02	\$1143.59	\$1179.16	\$1250.32	\$1199.49	\$1270.65	\$1301.14	\$1372.30	\$1339.27	\$1410.43
		J	JSPY-0230- JA	1080.05	1176.62	N/A	N/A	N/A	N/A	N/A	N/A	N/A	N/A
		2, 3	JSPY-0230- A	1110.54	1207.11	1242.68	1313.84	1263.01	1334.17	1364.66	1435.82	1402.79	1473.95
		7, 8, 9	JSPY-0230- A	1125.82	1222.39	1257.96	1329.12	1278.29	1349.45	1379.94	1451.10	1418.07	1489.23
		K	JSPY-0230- KA	N/A	N/A	1212.19	1283.35	1232.52	1303.68	1334.17	1405.33	1372.30	1443.46
18.75" (476mm)	35.875" (911mm)	1	JSPY-0236- 1A	\$1228.73	\$1338.00	\$1381.20	\$1459.97	\$1409.16	\$1487.93	\$1522.25	\$1601.02	\$1574.49	\$1653.26
		J	JSPY-0236- JA	1261.76	1371.03	N/A	N/A	N/A	N/A	N/A	N/A	N/A	N/A
		2, 3	JSPY-0236- A	1292.25	1401.52	1444.72	1523.49	1472.68	1551.45	1585.77	1664.54	1638.01	1716.78
		7, 8, 9	JSPY-0236- A	1307.53	1416.80	1460.00	1538.77	1487.96	1566.73	1601.05	1679.82	1653.29	1732.06
		K	JSPY-0236- KA	N/A	N/A	1414.23	1493.00	1442.19	1520.96	1555.28	1634.05	1607.52	1686.29
18.75" (476mm)	41.875" (1064mm)	1	JSPY-0242- 1A	\$1289.72	\$1411.69	\$1457.44	\$1543.82	\$1487.94	\$1574.32	\$1686.16	\$1772.54	\$1743.60	\$1829.98
		J	JSPY-0242- JA	1322.75	1444.72	N/A	N/A	N/A	N/A	N/A	N/A	N/A	N/A
		2, 3	JSPY-0242- A	1353.24	1475.21	1520.96	1607.34	1551.46	1637.84	1675.99	1762.37	1733.43	1819.81
		7, 8, 9	JSPY-0242- A	1368.52	1490.49	1536.24	1622.62	1566.74	1653.12	1691.27	1777.65	1748.71	1835.09
		K	JSPY-0242- KA	N/A	N/A	1490.47	1576.85	1520.97	1607.35	1645.50	1731.88	1702.94	1789.32



JSPY-S1A



### Features

- Includes one shelf that adjusts in 6" (152mm) increments and attachment hardware.
- Hinged doors feature full access hinges.
- Door front options include painted, laminate, or wood.
- Laminate fronts can be specified with a painted steel or laminate lockbar.
- Wood fronts can be specified with a painted steel or wood lockbar.
- Optional door pulls include Ellipse, Radius, Taper, Crescent, Linear, Classic and J-Pull.
  - Ellipse pull available in non-metallic trim colors only
  - Radius pull available in metallic trim colors only
  - Taper and J-Pull trim color matches case trim color
  - Crescent, Linear and Classic pulls are brushed nickel finish
  - J-Pull available with touch latch doors only
- Standard door or touch latch door choice is determined by pull style code.
- Touch latch doors have touch latch mechanism on the right door, controlling access to both sides.
- Cabinet interior and shelf match case color.
- Lock is centered on front edge of cabinet top.
- Lock plug is available in black or chrome.
- For lock options, refer to Lock Program section of the Accessories Price List.
- Glides provide 1.5" (38mm) adjustment range.

### Specification Tips

- Must be attached under a worksurface 20" (508mm)-deep or deeper.
- When using storage unit to support one end of a worksurface in a panel system application, secure the worksurface to the panel using a corner bracket or cantilever; specified separately.
- When attaching a panel-hung worksurface up to 2" (51mm) higher than standard mounting height, use a worksurface height adjustment kit, specified separately.
- Accommodates one row of standard-height binders.
- Additional accessories are available and can be specified separately.

### To Order, Specify:

#### Painted Steel Door Fronts

- Product number, including:

#### ① Front/Lockbar Option:

- S** Painted steel fronts/painted steel lockbar

#### ② Pull (see side bar)

- Trim color for door fronts and case.

### To Order, Specify (cont'd):

- Trim color for pull (Ellipse and Radius only).
  - Ellipse (Non-Metallic trim colors only)
  - Radius (Metallic trim colors only; upcharge for Metallic trim on pull is included in price.)

- Trim color for lock plug.

#### Laminate Door Fronts

- Product number, including:

#### ① Front/Lockbar Option:

- L** Laminate fronts/painted steel lockbar  
**T** Laminate fronts/laminate lockbar, add \$38.13 list

#### ② Pull (see side bar)

- Trim color for case.
- Trim color for pull (Ellipse and Radius only).
  - Ellipse (Non-Metallic trim colors only)
  - Radius (Metallic trim colors only; upcharge for Metallic trim on pull is included in price.)
- Laminate color for door fronts.
- Edge trim color for door fronts.
- Trim color for lock plug.

#### Wood Door Fronts

- Product number, including:

#### ① Front/Lockbar Option:

- W** Wood fronts/painted steel lockbar  
**R** Wood fronts/wood lockbar, add \$70.86 list

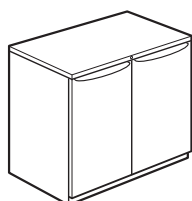
#### ② Pull (see side bar)

- Trim color for case.
- Trim color for pull (Ellipse and Radius only).
  - Ellipse (Non-Metallic trim colors only)
  - Radius (Metallic trim colors only; upcharge for Metallic trim on pull is included in price.)
- Wood finish for door fronts.
- Trim color for lock plug.

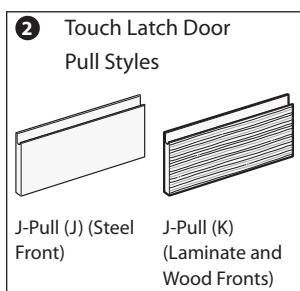
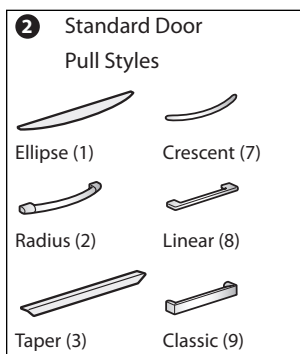
## X Series Storage Cabinets

2H Storage Cabinet

Actual Depth	Actual Width	Pull	Number ① ②	Painted Trim A	Trim B	Laminate A Trim A	Trim B	Laminate B Trim A	Trim B	Wood Group A Trim A	Trim B	Wood Group B Trim A	Trim B
<b>27.5"(699mm) High</b>													
18.75" (476mm)	29.875" (759mm)	1	JSPY-0230- 1	\$1047.02	\$1143.59	\$1179.16	\$1250.32	\$1199.49	\$1270.65	\$1301.14	\$1372.30	\$1339.27	\$1410.43
		J	JSPY-0230- J	1080.05	1176.62	N/A	N/A	N/A	N/A	N/A	N/A	N/A	N/A
		2, 3	JSPY-0230-	1110.54	1207.11	1242.68	1313.84	1263.01	1334.17	1364.66	1435.82	1402.79	1473.95
		7, 8, 9	JSPY-0230-	1125.82	1222.39	1257.96	1329.12	1278.29	1349.45	1379.94	1451.10	1418.07	1489.23
		K	JSPY-0230- K	N/A	N/A	1212.19	1283.35	1232.52	1303.68	1334.17	1405.33	1372.30	1443.46
18.75" (476mm)	35.875" (911mm)	1	JSPY-0236- 1	\$1228.73	\$1338.00	\$1381.20	\$1459.97	\$1409.16	\$1487.93	\$1522.25	\$1601.02	\$1574.49	\$1653.26
		J	JSPY-0236- J	1261.76	1371.03	N/A	N/A	N/A	N/A	N/A	N/A	N/A	N/A
		2, 3	JSPY-0236-	1292.25	1401.52	1444.72	1523.49	1472.68	1551.45	1585.77	1664.54	1638.01	1716.78
		7, 8, 9	JSPY-0236-	1307.53	1416.80	1460.00	1538.77	1487.96	1566.73	1601.05	1679.82	1653.29	1732.06
		K	JSPY-0236- K	N/A	N/A	1414.23	1493.00	1442.19	1520.96	1555.28	1634.05	1607.52	1686.29
18.75" (476mm)	41.875" (1064mm)	1	JSPY-0242- 1	\$1289.72	\$1411.69	\$1457.44	\$1543.82	\$1487.94	\$1574.32	\$1686.16	\$1772.54	\$1743.60	\$1829.98
		J	JSPY-0242- J	1322.75	1444.72	N/A	N/A	N/A	N/A	N/A	N/A	N/A	N/A
		2, 3	JSPY-0242-	1353.24	1475.21	1520.96	1607.34	1551.46	1637.84	1675.99	1762.37	1733.43	1819.81
		7, 8, 9	JSPY-0242-	1368.52	1490.49	1536.24	1622.62	1566.74	1653.12	1691.27	1777.65	1748.71	1835.09
		K	JSPY-0242- K	N/A	N/A	1490.47	1576.85	1520.97	1607.35	1645.50	1731.88	1702.94	1789.32



JSPY-S1

**Features**

- Includes one shelf that adjusts in 6"(152mm) increments.
- Hinged doors feature full access hinges.
- Door front options include painted, laminate, or wood.
- Laminate fronts can be specified with a painted steel or laminate lockbar.
- Wood fronts can be specified with a painted steel or wood lockbar.
- Optional door pulls include Ellipse, Radius, Taper, Crescent, Linear, Classic and J-Pull.
  - Ellipse pull available in non-metallic trim colors only
  - Radius pull available in metallic trim colors only
  - Taper and J-Pull trim color matches case trim color
  - Crescent, Linear and Classic pulls are brushed nickel finish
  - J-Pull available with touch latch doors only
- Standard door or touch latch door choice is determined by pull style code.
- Touch latch doors have touch latch mechanism on the right door, controlling access to both sides.
- Cabinet interior and shelf match case color.
- Lock is centered on front edge of cabinet top.
- Lock plug is available in black or chrome.
- For lock options, refer to Lock Program section of the Accessories Price List.
- Glides provide 1.5"(38mm) adjustment range.

**Specification Tips**

- Accommodates one row of standard-height binders.
- Additional accessories are available and can be specified separately.
- A shelf insert liner is available in eParts that provides shelf adjustment flexibility to 2.5"(64mm) part#: 8514-1825.

**To Order, Specify:****Painted Steel Door Fronts**

- Product number, including:

**① Front/Lockbar Option:**

- S** Painted steel fronts/painted steel lockbar

**② Pull** (see side bar)

- Trim color for door fronts and case.
- Trim color for pull (Ellipse and Radius only).
  - Ellipse (Non-Metallic trim colors only)
  - Radius (Metallic trim colors only; upcharge for Metallic trim on pull is included in price.)
- Trim color for lock plug.

**To Order, Specify (cont'd):****Laminate Door Fronts**

- Product number, including:

**① Front/Lockbar Option:**

- L** Laminate fronts/painted steel lockbar  
**T** Laminate fronts/laminate lockbar, add \$38.13 list

**② Pull** (see side bar)

- Trim color for case.
- Trim color for pull (Ellipse and Radius only).
  - Ellipse (Non-Metallic trim colors only)
  - Radius (Metallic trim colors only; upcharge for Metallic trim on pull is included in price.)
- Laminate color for door fronts.
- Edge trim color for door fronts.
- Trim color for lock plug.

**Wood Door Fronts**

- Product number, including:

**① Front/Lockbar Option:**

- W** Wood fronts/painted steel lockbar  
**R** Wood fronts/wood lockbar, add \$73.69 list




















**② Pull** (see side bar)

- Trim color for case.
- Trim color for pull (Ellipse and Radius only).
  - Ellipse (Non-Metallic trim colors only)
  - Radius (Metallic trim colors only; upcharge for Metallic trim on pull is included in price.)
- Wood finish for door fronts.
- Trim color for lock plug.



# X Series Storage Cabinets

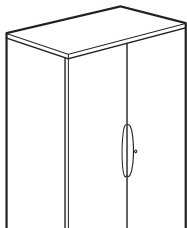


















## 3H and 4H Storage Cabinets

	Actual Height	Actual Depth	Actual Width	Pull	Number ① ②	Painted Trim A	Trim B
<b>3H Storage Cabinet</b> 	39.5"(1003mm)	18.75"(476mm)	29.875"(759mm)	1, J	JSPY-0330-  	<b>\$1172.82</b>	<b>\$1304.96</b>
				2, 3	JSPY-0330-  	<b>1236.34</b>	<b>1368.48</b>
				7, 8, 9	JSPY-0330-  	<b>1251.62</b>	<b>1383.76</b>
	39.5"(1003mm)	18.75"(476mm)	35.875"(911mm)	1, J	JSPY-0336-  	<b>\$1237.62</b>	<b>\$1387.55</b>
				2, 3	JSPY-0336-  	<b>1301.14</b>	<b>1451.07</b>
				7, 8, 9	JSPY-0336-  	<b>1316.42</b>	<b>1466.35</b>
	39.5"(1003mm)	18.75"(476mm)	41.875"(1064mm)	1, J	JSPY-0342-  	<b>\$1351.99</b>	<b>\$1519.71</b>
				2, 3	JSPY-0342-  	<b>1415.51</b>	<b>1583.23</b>
				7, 8, 9	JSPY-0342-  	<b>1430.79</b>	<b>1598.51</b>

JSPY-S1

### Features

- Includes two shelves that adjust in 6"(152mm) increments.
- A shelf insert liner is available in eParts that provides shelf adjustment flexibility to 2.5"(64mm) part#: 8514-1826.

<b>4H Storage Cabinet</b> 	51.5"(1308mm)	18.75"(476mm)	29.875"(759mm)	1, J	JSPY-0430-  	<b>\$1317.65</b>	<b>\$1485.37</b>
				2, 3	JSPY-0430-  	<b>1348.14</b>	<b>1515.86</b>
				7, 8, 9	JSPY-0430-  	<b>1363.42</b>	<b>1531.14</b>
	51.5"(1308mm)	18.75"(476mm)	35.875"(911mm)	1, J	JSPY-0436-  	<b>\$1385.00</b>	<b>\$1574.33</b>
				2, 3	JSPY-0436-  	<b>1448.52</b>	<b>1637.85</b>
				7, 8, 9	JSPY-0436-  	<b>1463.80</b>	<b>1653.13</b>
	51.5"(1308mm)	18.75"(476mm)	41.875"(1064mm)	1, J	JSPY-0442-  	<b>\$1545.10</b>	<b>\$1756.04</b>
				2, 3	JSPY-0442-  	<b>1608.62</b>	<b>1819.56</b>
				7, 8, 9	JSPY-0442-  	<b>1623.90</b>	<b>1834.84</b>

JSPY-S1

### Feature

- Includes three shelves that adjust in 6"(152mm) increments.

### Common Features

- Hinged doors feature full access hinges.
- Optional door pulls include Ellipse, Radius, Taper, Crescent, Linear, Classic, and No Pull (touch latch).
- Ellipse pull available in non-metallic trim colors only
- Radius pull available in metallic trim colors only
- Taper trim color matches case trim color
- Crescent, Linear and Classic pulls are brushed nickel finish
- Touch latch doors have touch latch mechanism on the right door, controlling access to both sides.
- Cabinet interior and shelves match case color.
- Lock is located next to pull on right-hand door.
- Lock plug is available in black or chrome.
- For lock options, refer to Lock Program section of the Accessories Price List.
- Glides provide 1.5"(38mm) adjustment range.

### Specification Tips

- 3H cabinet accommodates two rows of standard-height binders; 4H cabinet accommodates three rows of standard-height binders.
- Additional accessories are available and can be specified separately.
- A shelf insert liner is available in eParts that provides shelf adjustment flexibility to 2.5"(64mm) part#: 8514-1827.

### To Order, Specify:

- Product number, including:

#### ① Door Front Option:

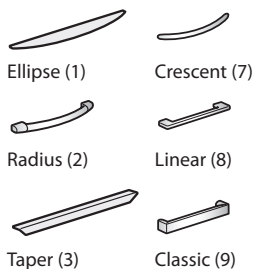
 Painted Steel

#### ② Pull (see side bar)

**\$33.03** upcharge list for touch latch doors.

- Trim color for door fronts and case.
- Trim color for pull (Ellipse and Radius only).
  - Ellipse (Non-Metallic trim colors only)
  - Radius (Metallic trim colors only; upcharge for Metallic trim on pull is included in price.)
- Trim color for lock plug.

#### ② Standard Door Pull Styles

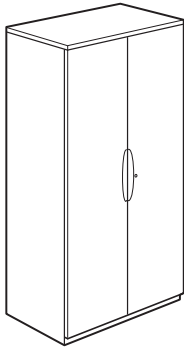


#### ② No Pulls

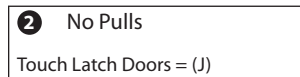
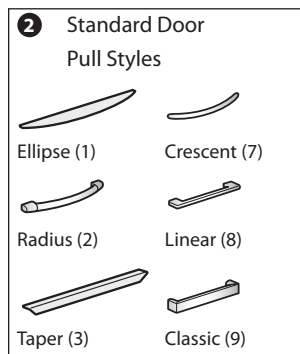
Touch Latch Doors = (J)

**X Series Storage Cabinets**

5H Storage Cabinet

**5H Storage Cabinet**

JSPY-S1



Actual Height	Actual Depth	Actual Width	Pull	Number ① ②	Painted Trim A	Trim B
63.5" (1613mm)	18.75" (476mm)	29.875" (759mm)	1, J	JSPY-0530- [ ] [ ]	<b>\$1416.80</b>	<b>\$1620.10</b>
			2, 3	JSPY-0530- [ ] [ ]	<b>1480.32</b>	<b>1683.62</b>
			7, 8, 9	JSPY-0530- [ ] [ ]	<b>1495.60</b>	<b>1698.90</b>
63.5" (1613mm)	18.75" (476mm)	35.875" (911mm)	1, J	JSPY-0536- [ ] [ ]	<b>\$1536.24</b>	<b>\$1766.22</b>
			2, 3	JSPY-0536- [ ] [ ]	<b>1599.76</b>	<b>1829.74</b>
			7, 8, 9	JSPY-0536- [ ] [ ]	<b>1615.04</b>	<b>1845.02</b>
63.5" (1613mm)	18.75" (476mm)	41.875" (1064mm)	1, J	JSPY-0542- [ ] [ ]	<b>\$1707.79</b>	<b>\$1964.45</b>
			2, 3	JSPY-0542- [ ] [ ]	<b>1771.31</b>	<b>2027.97</b>
			7, 8, 9	JSPY-0542- [ ] [ ]	<b>1786.59</b>	<b>2043.25</b>

**Features**

- Includes four shelves that adjust in 6" (152mm) increments.
- Hinged doors feature full access hinges.
- Optional door pulls include Ellipse, Radius, Taper, Crescent, Linear, Classic, and No Pull (touch latch).
  - Ellipse pull available in non-metallic trim colors only
  - Radius pull available in metallic trim colors only
  - Taper trim color matches case trim color
  - Crescent, Linear and Classic pulls are brushed nickel finish
- Touch latch doors have touch latch mechanism on the right door, controlling access to both sides.
- Cabinet interior and shelves match case color.
- Lock is located next to pull on right-hand door.
- Lock plug is available in black or chrome.
- For lock options, refer to Lock Program section of the Accessories Price List.
- Glides provide 1.5" (38mm) adjustment range.

**Specification Tips**

- Accommodates four rows of standard height binders when part number 8514-1828 is ordered and installed. Additional shelf panel insert allows for maximum adjustability.
- Additional accessories are available and can be specified separately.
- A shelf insert liner is available in eParts that provides shelf adjustment flexibility to 2.5" (64mm) part#: 8514-1828.

**To Order, Specify:**

- 1) Product number, including:

**① Door Front Option:**

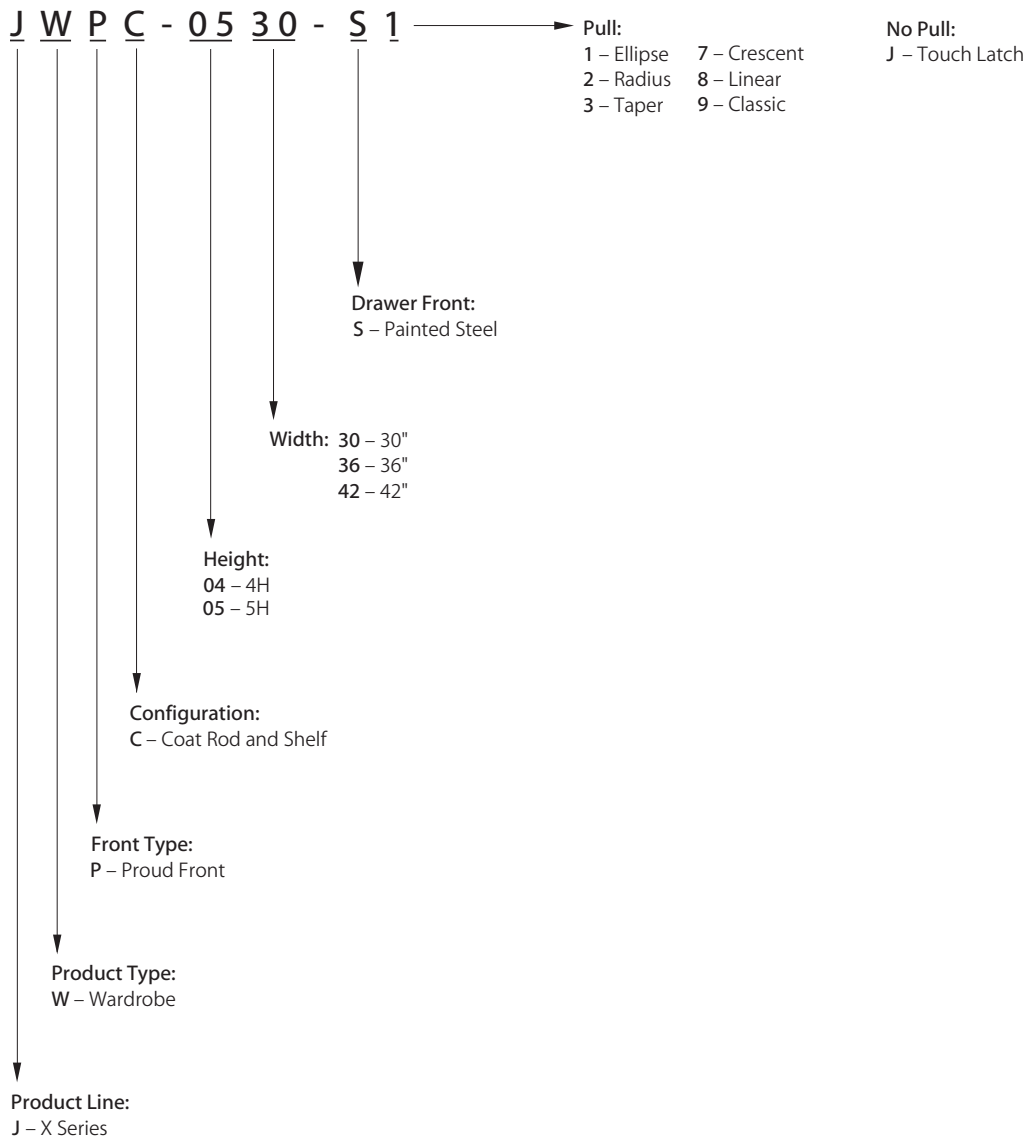
- S** Painted steel

**② Pull** (see side bar)**\$33.03** upcharge list for touch latch doors.

- 2) Trim color for door fronts and case.
- 3) Trim color for pull (Ellipse and Radius only).
  - Ellipse (Non-Metallic trim colors only)
  - Radius (Metallic trim colors only; upcharge for Metallic trim on pull is included in price.)
- 4) Trim color for lock plug.

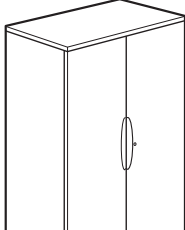









This page intentionally blank

# X Series Wardrobes – Catalog Logic

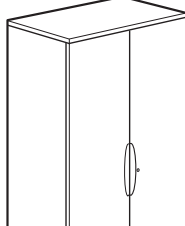











# X Series Wardrobes

4H and 5H Wardrobes

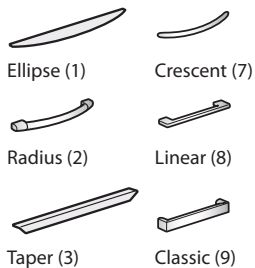
	Actual Height	Actual Depth	Actual Width	Pull	Number ① ②	Trim A	B
<b>4H Wardrobe</b> 	51.5"(1308mm)	18.75"(476mm)	29.875"(759mm)	1, J	JWPC-0430- 	<b>\$1320.45</b>	<b>\$1488.17</b>
				2, 3	JWPC-0430- 	<b>1383.97</b>	<b>1551.69</b>
				7, 8, 9	JWPC-0430- 	<b>1399.25</b>	<b>1566.97</b>
	51.5"(1308mm)	18.75"(476mm)	35.875"(911mm)	1, J	JWPC-0436- 	<b>\$1420.83</b>	<b>\$1610.16</b>
				2, 3	JWPC-0436- 	<b>1484.35</b>	<b>1673.68</b>
				7, 8, 9	JWPC-0436- 	<b>1499.63</b>	<b>1688.96</b>
	51.5"(1308mm)	18.75"(476mm)	41.875"(1064mm)	1, J	JWPC-0442- 	<b>\$1580.93</b>	<b>\$1791.87</b>
				2, 3	JWPC-0442- 	<b>1644.45</b>	<b>1855.39</b>
				7, 8, 9	JWPC-0442- 	<b>1659.73</b>	<b>1870.67</b>

JWPC-S1

<b>5H Wardrobe</b> 	63.5"(1613mm)	18.75"(476mm)	29.875"(759mm)	1, J	JWPC-0530- 	<b>\$1387.53</b>	<b>\$1590.83</b>
				2, 3	JWPC-0530- 	<b>1451.05</b>	<b>1654.35</b>
				7, 8, 9	JWPC-0530- 	<b>1466.33</b>	<b>1669.63</b>
	63.5"(1613mm)	18.75"(476mm)	35.875"(911mm)	1, J	JWPC-0536- 	<b>\$1506.97</b>	<b>\$1736.95</b>
				2, 3	JWPC-0536- 	<b>1570.49</b>	<b>1800.47</b>
				7, 8, 9	JWPC-0536- 	<b>1585.77</b>	<b>1815.75</b>
	63.5"(1613mm)	18.75"(476mm)	41.875"(1064mm)	1, J	JWPC-0542- 	<b>\$1678.52</b>	<b>\$1935.18</b>
				2, 3	JWPC-0542- 	<b>1742.04</b>	<b>1998.70</b>
				7, 8, 9	JWPC-0542- 	<b>1757.32</b>	<b>2013.98</b>

JWPC-S1

## ② Standard Door Pull Styles



## ② No Pulls

Touch Latch Doors = (J)

### Common Features

- Includes coat rod and one shelf that adjusts in 6"(152mm) increments.
- Coat rod is located 3"(76mm) from top.
- Hinged doors feature full access hinges.
- Optional door pulls include Ellipse, Radius, Taper, Crescent, Linear, Classic, and No Pull (touch latch).
  - Ellipse pull available in non-metallic trim colors only
  - Radius pull available in metallic trim colors only
  - Taper trim color matches case trim color
  - Crescent, Linear and Classic pulls are brushed nickel finish
- Touch latch doors have touch latch mechanism on the right door, controlling access to both sides.
- Cabinet interior and shelves match case color.
- Lock is located next to pull on right-hand door.
- Lock plug is available in black or chrome.
- For lock options, refer to Lock Program section of the Accessories Price List.
- Glides provide 1.5"(38mm) adjustment range.

### Specification Tip

- Additional accessories are available and can be specified separately.

### To Order, Specify:

- 1) Product number, including:

#### ① Door Front Option:

 Painted Steel

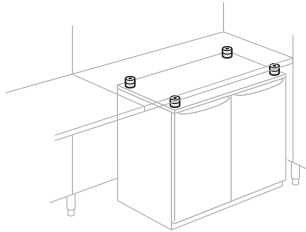
#### ② Pull (see side bar)

**\$33.03** upcharge list for touch latch doors.

- 2) Trim color for door fronts and case.
- 3) Trim color for pull (Ellipse and Radius only).
  - Ellipse (Non-Metallic trim colors only)
  - Radius (Metallic trim colors only; upcharge for Metallic trim on pull is included in price.)
- 4) Trim color for lock plug.

## X Series Storage Cabinet/Wardrobe Accessories

	Height	Number	Price
<b>Worksurface Height Adjustment Kit for Attached Storage Cabinet</b>	1-2"(25-51mm)	JSHA-1	\$32.97



JSHA-1

### Features

- Includes eight height adjustment spacers and attachment hardware.
- Provides height adjustment for storage-supported panel-hung worksurface.
- Raises worksurfaces in 1"(25mm) increments up to 2"(51mm) above standard worksurface height.
- Standard in charcoal finish color only.
- Acrylic top has specific cleaning requirements. Please follow cleaning guidelines found in the Haworth's Care and Maintenance Standards.

### To Order, Specify:

- 1) Product number.  
(No finish specification required.)

### Storage Cabinet/Wardrobe Shelf



JSSA

Shelf Width	Shelf Depth	Shelf Thickness	Number	Trim A	B
28.25"(718mm)	16.5"(419mm)	0.625"(16mm)	JSSA-30	\$79.48	\$ 99.07
34.25"(870mm)			JSSA-36	85.89	105.48
40.25"(1022mm)			JSSA-42	92.29	111.88

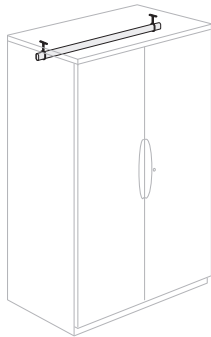
### Feature

- Includes shelf and clips.

### To Order, Specify:

- 1) Product number.
- 2) Trim color.

### Storage Cabinet Coat Rod



JSCA

	Number	Price
	JSCA-30	\$ 97.86
	JSCA-36	110.09
	JSCA-42	122.32

### Features

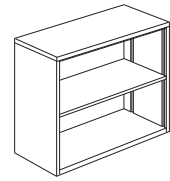
- Includes coat rod and attachment hardware.
- Standard in black finish color only.
- Use to convert storage cabinet to wardrobe.
- Coat rod attaches to underside of inner top.
- Additional shelves can be added separately.

### To Order, Specify:

- 1) Product number.  
(No finish specification required.)

## X Series Bookcases

	Actual Height	Actual Depth	Actual Width	Number	Trim A	B
<b>2H Bookcase</b>	27.5"(699mm)	14"(356mm)	29.875"(759mm)	JBCS-0230	<b>\$745.17</b>	<b>\$820.99</b>
			35.875"(911mm)	JBCS-0236	<b>823.61</b>	<b>909.87</b>
			41.875"(1064mm)	JBCS-0242	<b>902.05</b>	<b>998.75</b>



JBCS-0230  
JBCS-0236  
JBCS-0242

### Features

- Includes one shelf that adjusts in 1.75"(44mm) increments.
- Interior and shelf match case color.
- Glides provide 0.625"(16mm) adjustment range.

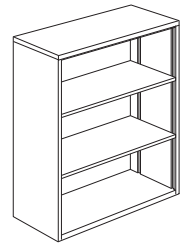
### To Order, Specify:

- 1) Product number.
- 2) Trim color for case and shelves.

### Specification Tip

- Accommodates two rows of standard-height binders.

<b>3H Bookcase</b>	39.5"(1003mm)	14"(356mm)	29.875"(759mm)	JBCS-0330	<b>\$790.93</b>	<b>\$ 902.06</b>
			35.875"(911mm)	JBCS-0336	<b>873.29</b>	<b>1000.12</b>
			41.875"(1064mm)	JBCS-0342	<b>955.65</b>	<b>1098.18</b>



JBCS-0330  
JBCS-0336  
JBCS-0342

### Features

- Includes two shelves that adjust in 1.75"(44mm) increments.
- Interior and shelf match case color.
- Glides provide 0.625"(16mm) adjustment range.

### To Order, Specify:

- 1) Product number.
- 2) Trim color for case and shelves.

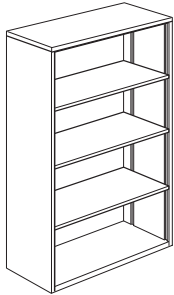
### Specification Tip

- Accommodates three rows of standard-height binders.



## X Series Bookcases

	Actual Height	Actual Depth	Actual Width	Number	Trim A	B
<b>4H Bookcase</b>	51.5"(1308mm)	14"(356mm)	29.875"(759mm)	JBCS-0430	\$ 891.59	\$1038.01
			35.875"(911mm)	JBCS-0436	990.94	1158.28
			41.875"(1064mm)	JBCS-0442	1090.29	1278.55



JBCS-0430  
JBCS-0436  
JBCS-0442

### Features

- Includes three shelves that adjust in 1.75"(44mm) increments.
- Interior and shelf match case color.
- Glides provide 0.625"(16mm) adjustment range.

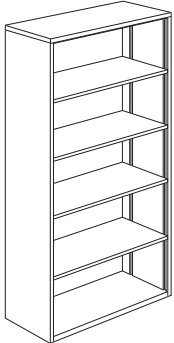
### Specification Tip

- Accommodates four rows of standard-height binders.

### To Order, Specify:

- 1) Product number.
- 2) Trim color for case and shelves.

<b>5H Bookcase</b>	63.5"(1613mm)	14"(356mm)	29.875"(759mm)	JBCS-0530	\$1013.16	\$1193.57
			35.875"(911mm)	JBCS-0536	1125.58	1329.87
			41.875"(1064mm)	JBCS-0542	1238.00	1466.17



JBCS-0530  
JBCS-0536  
JBCS-0542

### Features

- Includes four shelves that adjust in 1.75"(44mm) increments.
- Interior and shelf match case color.
- Glides provide 0.625"(16mm) adjustment range.

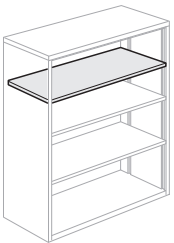
### Specification Tip

- Accommodates five rows of standard-height binders.

### To Order, Specify:

- 1) Product number.
- 2) Trim color for case and shelves.

	Unit Width	Shelf Depth	Shelf Thickness	Number	Trim A	B
<b>Bookcase Shelf</b>	29.875"(759mm)	13.25"(337mm)	0.625"(16mm)	JBSA-30	\$68.54	\$81.99
	35.875"(911mm)			JBSA-36	73.92	90.06
	41.875"(1064mm)			JBSA-42	79.30	98.13



JBSA

### Features

- Includes shelf and clips.
- Shelf clearance is 11.875"(302mm).

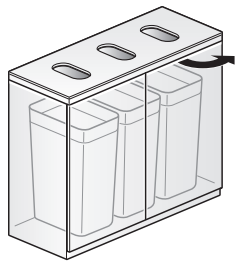
### Specification Tip

- Bookcase shelf to be used in X Series bookcase only.

### To Order, Specify:

- 1) Product number.
- 2) Trim color.

## Recycling Solutions



JRPY-3948

Class FM – SIN 711-3,  
Discount Group XII

Height	Depth	Width	Number	Painted A	B
39.5"(1003mm)	18.75"(476mm)	48"(1219mm)	JRPY-3948-SJAN	\$4111.23	\$4336.80

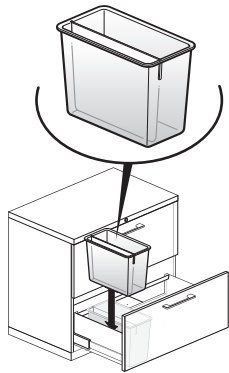
### Features

- Includes:
  - Painted steel cabinet and top with three 11"(279mm) x 6"(152mm) openings.
  - Non-locking hinged doors
  - Clear acrylic overlay for top
  - 3 removable Rubbermaid recycle bins
- Acrylic top has specific cleaning requirements. Please follow cleaning guidelines found in Haworth's Care and Maintenance Standards.

### To Order, Specify:

- Product number.
- Trim color.

### Recycling/Trash Bin



KURB

Class YA – SIN 711-2,  
Discount Group XIII

Nominal Height	Nominal Depth	Nominal Width	Number	Price
9"(229mm)	12.5"(318mm)	6.5"(165mm)	KURB-0912	\$213.11

### Features

- Includes one plastic bin with removable plastic divider.
- Can be used with Recycle Bin Carriage for Reside or suspended from hanging rails in X Series, V Series, A Series, Beside, Compose and Masters Series pedestals and lateral filing drawers.
- Recycling/Trash Bin can be easily removed from carriage or drawer body to dispose of waste contents.
- Not designed to be freestanding.
- Available in Snow only.
- The removable divider subdivides the space into nominal 4.25"(108mm) and 1.5"(38mm) sections.

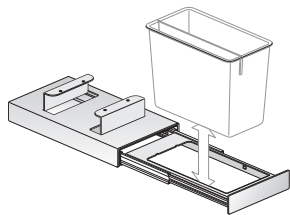
### To Order, Specify:

- Product number.  
(No finish specification required.)

### Specification Tip

- Cannot accommodate hanging files.

### Recycle Bin Carriage



KURD

Class YA – GSA: Open Market

Description	Depth	Width	Number	Trim A	B
For use with Reside	15.34"(390mm)	8.35"(212mm)	KURD-0000	\$240.37	\$255.71

### Features

- Includes one painted metal carriage with steel ball bearing slides and attachment bracket.
- Full extension carriage.
- To be used with separately specified Recycling/Trash Bin.
- Attaches to underside of Reside worksurface between support beams.
- Carriage plus Recycling/Trash Bin suspends 12.5"(318mm) underneath worksurface.
- To accommodate the support beams, there will be a 2"(51mm) gap from the underside of the worksurface to the top of the carriage.

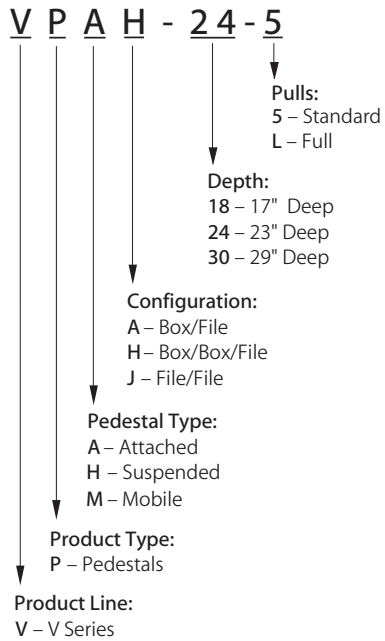
### To Order, Specify:

- Product number.
- Trim color.

### Specification Tips

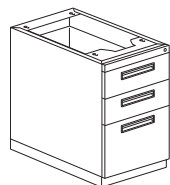
- For use with Reside Rectangular worksurfaces only; mechanism is not designed for use with any other worksurface platform.
- Carriage requires separately specified Recycling/Trash Bin; not intended to house any other inserts/bins.

## V Series Pedestals – Catalog Logic

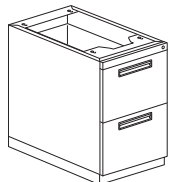


## V Series Attached Pedestals

	Actual Height	Actual Depth	Actual Width	Description	Number <sup>1</sup>	Trim A	B
<b>Attached Pedestal</b>	27.5"(699mm)	17"(432mm)	15"(381mm)	Box/Box/File	VPAH-18-■	\$517.28	\$585.87
		23"(584mm)			VPAH-24-■	548.63	629.69
		29"(737mm)			VPAH-30-■	598.74	692.27
	27.5"(699mm)	17"(432mm)	15"(381mm)	File/File	VPAJ-18-■	\$481.93	\$550.52
		23"(584mm)			VPAJ-24-■	513.28	594.34
		29"(737mm)			VPAJ-30-■	563.39	656.92



VPAH-24-5



VPAJ-24-5

### Features

- Includes steel pedestal and attachment hardware.
- Optional drawer pulls include Standard or Full pull.
  - Standard pull available in non-metallic trim colors only.
  - Full pull trim color matches case trim color.
- Drawers have full-extension steel ball-bearing slides.
- Drawer interiors are black finish color.
- Single lock secures all drawers.
- Lock plug is available in black or chrome.
- For lock options, refer to Lock Program section of the Accessories Price List.
- Glides provide 1"(25mm) adjustment range.

### To Order, Specify:

- 1) Product number.

### 1 Pull Option:

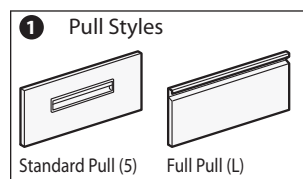
**5** Standard Pull

**L** Full Pull

- 2) Trim color for drawer fronts and case.
- 3) Trim color for standard pull (non-metallic colors only).
- 4) Trim color for lock plug.

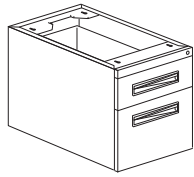
### Specification Tips

- When attaching pedestal to a square edge worksurface, the pedestal depth must be equal to, or less than the worksurface depth.
  - 18"(457mm) square edge worksurface accepts an 18"(457mm) deep pedestal
  - 24"(610mm) square edge worksurface accepts an 18"(457mm) or 24"(610mm) deep pedestal
  - 30"(762mm) square edge worksurface accepts an 18"(457mm), 24"(610mm), or 30"(762mm) deep pedestal
- When attaching pedestal to a knife edge worksurface, the pedestal depth must be at least 6"(152mm) less than worksurface depth.
  - 18"(457mm) deep knife edge worksurface will not accept an attached pedestal
  - 24"(610mm) deep knife edge worksurface will accept an 18"(457mm) deep pedestal
  - 30"(762mm) deep knife edge worksurface will accept an 18"(457mm) or 24"(610mm) deep pedestal
- When using pedestal to support one end of a worksurface in a panel system application, secure the worksurface to the panel using a corner bracket, cantilever, or pedestal to panel bracket; specified separately.
- When attaching a panel-hung worksurface up to 2"(51mm) higher than standard mounting height, use a worksurface height adjustment kit, specified separately.
- File drawer(s) accommodate front-to-back filing of letter size suspended file folders. For side-to-side filing of legal-size suspended file folders, order Filing Kits (VPL1-12, VPL2-12) separately.
- Accessories must be specified separately.

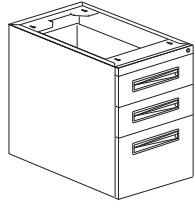


# V Series Suspended Pedestals

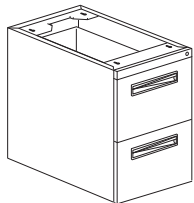
	Actual Height	Actual Depth	Actual Width	Description	Number <sup>1</sup>	Trim A	B
<b>Suspended Pedestal</b>	19.625"(498mm)	17"(432mm)	15"(381mm)	Box/File	VPHA-18-	<b>\$403.38</b>	<b>\$449.51</b>
		23"(584mm)			VPHA-24-	<b>434.73</b>	<b>490.83</b>
	25.625"(651mm)	17"(432mm)	15"(381mm)	Box/Box/File	VPHH-18-	<b>\$509.80</b>	<b>\$569.66</b>
		23"(584mm)			VPHH-24-	<b>541.15</b>	<b>610.98</b>
	25.625"(651mm)	17"(432mm)	15"(381mm)	File/File	VPJH-18-	<b>\$474.45</b>	<b>\$534.31</b>
		23"(584mm)			VPJH-24-	<b>505.80</b>	<b>575.63</b>



VPHA-24-5



VPHH-24-5



VPJH-24-5

## Features

- Includes steel pedestal and attachment hardware.
- Optional drawer pulls include Standard or Full pull.
  - Standard pull available in non-metallic trim colors only.
  - Full pull trim color matches case trim color.
- Drawers have full-extension steel ball-bearing slides.
- Drawer interiors are black finish color.
- Single lock secures all drawers.
- Lock plug is available in black or chrome.
- For lock options, refer to Lock Program section of the Accessories Price List.

## To Order, Specify:

- 1) Product number.

### 1 Pull Option:

**5** Standard Pull

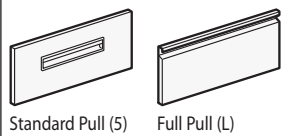
**L** Full Pull

- 2) Trim color for drawer fronts and case.
- 3) Trim color for standard pull (non-metallic colors only).
- 4) Trim color for lock plug.


## Specification Tips

- When attaching pedestal to a square edge worksurface, the pedestal depth must be equal to, or less than the worksurface depth.
  - 18"(457mm) square edge worksurface accepts an 18"(457mm) deep pedestal
  - 24"(610mm) square edge worksurface accepts an 18"(457mm) or 24"(610mm) deep pedestal
  - 30"(762mm) square edge worksurface accepts an 18"(457mm), 24"(610mm), or 30"(762mm) deep pedestal
- When attaching pedestal to a knife edge worksurface, the pedestal depth must be at least 6"(152mm) less than worksurface depth.
  - 18"(457mm) deep knife edge worksurface will not accept an attached pedestal
  - 24"(610mm) deep knife edge worksurface will accept an 18"(457mm) deep pedestal
  - 30"(762mm) deep knife edge worksurface will accept an 18"(457mm) or 24"(610mm) deep pedestal
- For use with UniGroup, UniGroup Too, and PLACES systems applications only.
- File drawer(s) accommodate front-to-back filing of letter size suspended file folders. For side-to-side filing of legal-size suspended file folders, order Filing Kits (VPL1-12, VPL2-12) separately.
- Accessories must be specified separately.

### 1 Pull Styles



## V Series Mobile Pedestals

	Actual Height	Actual Depth	Actual Width	Description	Number <sup>1</sup>	Trim A	B
 VPMA-24-5	21.5"(546mm)	17"(432mm)	15"(381mm)	Box/File	VPMA-18-■	\$528.69	\$583.55
		23"(584mm)			VPMA-24-■	560.04	627.37
	27.5"(699mm)	17"(432mm)	15"(381mm)	Box/Box/File	VPMH-18-■	\$635.11	\$703.70
		23"(584mm)			VPMH-24-■	666.46	747.52
		29"(737mm)			VPMH-30-■	716.57	810.10
	27.5"(699mm)	17"(432mm)	15"(381mm)	File/File	VPMJ-18-■	\$599.76	\$668.35
		23"(584mm)			VPMJ-24-■	631.11	712.17
		29"(737mm)			VPMJ-30-■	681.22	774.75

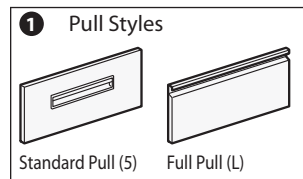
VPMA-24-5



VPMH-24-5



VPMJ-24-5



### Features

- Includes steel pedestal and non-locking casters; two fixed casters in front, and two swivel casters at the back.
- Optional drawer pulls include Standard or Full pull.
  - Standard pull available in non-metallic trim colors only.
  - Full pull trim color matches case trim color.
- Drawers have full-extension steel ball-bearing slides.
- Drawer interiors are black finish color.
- Single lock secures all drawers.
- Lock plug is available in black or chrome.
- For lock options, refer to Lock Program section of the Accessories Price List.

### To Order, Specify:

- Product number.

#### 1 Pull Option:

**S** Standard Pull

**L** Full Pull

- Trim color for drawer fronts and case.
- Trim color for standard pull (non-metallic colors only).
- Trim color for lock plug.

### Specification Tips

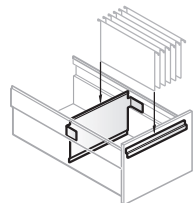
- For a mobile pedestal with a cushion top, specify "C" at the end of the product number.

#### Example: VPMA-18-5C

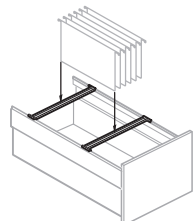
A pedestal with this option will not include a top, allowing a cushion top to be field installed. Specify cushion top separately.

- File drawer(s) accommodate front-to-back filing of letter size suspended file folders. For side-to-side filing of legal-size suspended file folders, order Filing Kits (VPL1-12, VPL2-12) separately.
- Accessories must be specified separately.

### Filing Kits



VPL1-12



VPL2-12

Description	Number	Price
Compressor, inner hanging bar	VPL1-12	\$84.79
12"(305mm) STS file conversion bars	VPL2-12	43.64

### Features

- Includes one compressor and one hanging bar, or two hanging bars.
- Allows side-to-side filing of legal-size suspended file folders in a pedestal file drawer.
- Designed to be used in V Series 23"(584mm) and 29"(737mm) deep pedestals.

### To Order, Specify:

- Product number.  
(No finish specification required.)

# V Series Personal Storage Towers – Catalog Logic

**V 2 H B - 5 1 2 4 - 5 C**

**Caster Options:**  
– No Caster  
C – Caster

**Pulls:**  
5 – Standard  
L – Full Pull

**Width:**  
24 – 24"

**Height:**  
51 – 51.5"  
63 – 63.5"

**Configuration:**  
B – Box/Box/File, Valet Right  
E – Box/Box/File, Valet Left  
G – File/File, Valet Right  
J – File/File, Valet Left

**Upper Storage:**  
H – Hinged Door  
B – Bookcase

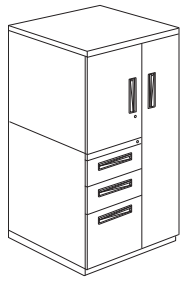
**Product Type:**  
2 – Personal Storage Tower

**Product Line:**  
V – V Series

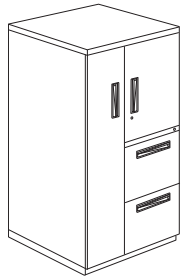


# V Series Personal Storage Towers with Upper Storage

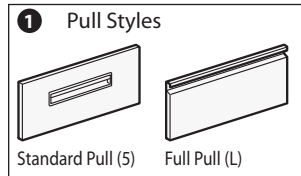
4H Personal Storage Tower with Hinged Door Upper Storage



(Right)  
V2HB-5124-5



(Left)  
V2HJ-5124-5



Actual Height	Actual Depth	Actual Width	Description	Number ①	Trim A	B
51.5"(1308mm)	23.625"(600mm)	24"(610mm)	Box/Box/File Valet Right 24"(610mm) Storage	V2HB-5124-■	\$1884.07	\$2098.54
			Box/Box/File Valet Left 24"(610mm) Storage	V2HE-5124-■	1884.07	2098.54
			File/File Valet Right 24"(610mm) Storage	V2HG-5124-■	1750.65	1965.12
			File/File Valet Left 24"(610mm) Storage	V2HJ-5124-■	1750.65	1965.12

## Features

- Includes:
  - Pedestal section with multiple box and file drawer configurations
  - Valet with coat rod
  - Upper storage unit with one removable shelf
- Optional drawer/door pulls include Standard or Full pull.
  - Standard pull available in non-metallic trim colors only
  - Full pull trim color matches case trim color
  - Full pull option has a touch latch door on the valet
- Drawers have full-extension steel ball-bearing slides.
- Drawer interiors, shelf, and case interiors are black finish color.
- Single lock secures all drawers. Separate lock secures storage unit and valet.
- Locks in tower are randomly keyed.
- Lock plugs are available in black or chrome.
- For lock options, refer to Lock Program section of the Accessories Price List.
- Glides provide 1"(25mm) adjustment range.
- Tower can be specified with optional casters; adds 3"(76mm) to overall height of tower.

## To Order, Specify:

1) Product number.

### ① Pull Option:

- S** Standard Pull w/standard doors.
- L** Full Pull with touch latch valet door, add \$32.42 list

2) Trim color for drawer/door/case.

3) Trim color for standard pulls (non-metallic colors only).

4) Trim color for lock plug.

**Note:** For mixed surface grades, pricing will be determined by the sum of the upcharges. Please refer to the electronic catalog.

## Specification Tips

- File drawer(s) accommodate front-to-back filing of letter size suspended file folders. For side-to-side filing of legal-size suspended file folders, order Filing Kits (VPL1-12, VPL2-12) separately.
- Accessories must be specified separately.

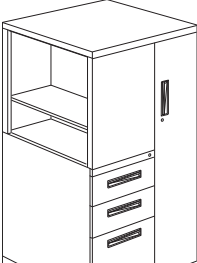
## Caster Option

To specify tower with casters, add "C" to the end of the product number. Add \$266.83 list.

**Example:** V2HB-5124-C

# V Series Personal Storage Towers with Upper Storage

4H Personal Storage Tower with Bookcase Upper Storage

	Actual Height	Actual Depth	Actual Width	Description	Number ①	Trim A	B
	51.5"(1308mm)	23.625"(600mm)	24"(610mm)	Box/Box/File Valet Right 24"(610mm) Bookcase	V2BB-5124-	\$1965.12	\$2179.59
				Box/Box/File Valet Left 24"(610mm) Bookcase	V2BE-5124-	1965.12	2179.59
				File/File Valet Right 24"(610mm) Bookcase	V2BG-5124-	1831.70	2046.17
				File/File Valet Left 24"(610mm) Bookcase	V2BJ-5124-	1831.70	2046.17

(Right)  
V2BB-5124-5



(Left)  
V2BJ-5124-5

## Features

- Includes:
  - Pedestal section with multiple box and file drawer configurations
  - Valet with coat rod
  - Side-facing bookcase with one shelf that adjusts in 3"(76mm) increments
- Optional drawer/door pulls include Standard or Full pull.
  - Standard pull available in non-metallic trim colors only
  - Full pull trim color matches case trim color
  - Full pull option has a touch latch door on the valet
- Drawers have full-extension steel ball-bearing slides.
- Drawer Interiors are black finish color. Bookcase, shelf, and valet interior match case color.
- Single lock secures all drawers. Valet locks separately.
- Lock plugs are available in black or chrome.
- For lock options, refer to Lock Program section of the Accessories Price List.
- Glides provide 1"(25mm) adjustment range.
- Tower can be specified with optional casters; adds 3"(76mm) to overall height of tower.

## To Order, Specify:

1) Product number.

### ① Pull Option:

- 5** Standard Pull w/standard doors.
  - L** Full Pull with touch latch valet door, add **\$32.42** list
- Trim color for drawers/doors/case.
  - Trim color for standard pulls (non-metallic colors only).
  - Trim color for lock plug.

**Note:** For mixed surface grades, pricing will be determined by the sum of the upcharges. Please refer to the electronic catalog.

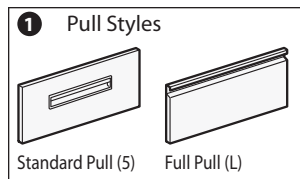
## Specification Tips

- File drawer(s) accommodate front-to-back filing of letter size suspended file folders. For side-to-side filing of legal-size suspended file folders, order Filing Kits (VPL1-12, VPL2-12) separately.
- Accessories must be specified separately.

## Caster Option

To specify tower with casters, add "C" to the end of the product number. Add **\$266.83** list.

**Example:** V2HB-5124-C



## V Series Personal Storage Towers with Upper Storage

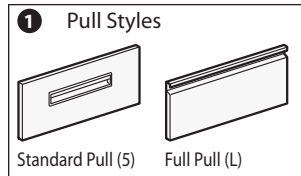
5H Personal Storage Tower with Hinged Door Upper Storage



(Right)  
V2HB-6324-5



(Right)  
V2HG-6324-5



Actual Height	Actual Depth	Actual Width	Description	Number ①	Trim A	B
63.5"(1613mm)	23.625"(600mm)	24"(610mm)	Box/Box/File Valet Right 36"(914mm) Storage	V2HB-6324-■	\$1997.54	\$2254.40
			Box/Box/File Valet Left 36"(914mm) Storage	V2HE-6324-■	1997.54	2254.40
			File/File Valet Right 36"(914mm) Storage	V2HG-6324-■	1864.12	2120.98
			File/File Valet Left 36"(914mm) Storage	V2HJ-6324-■	1864.12	2120.98

### Features

- Includes:
  - Pedestal section with multiple box and file drawer configurations
  - Valet with coat rod
  - Upper storage unit with one removable shelf
- Optional drawer/door pulls include Standard or Full pull.
  - Standard pull available in non-metallic trim colors only
  - Full pull trim color matches case trim color
  - Full pull option has a touch latch door on the valet
- Drawers have full-extension steel ball-bearing slides.
- Drawer interiors, shelf, and case interiors are black finish color.
- Single lock secures all drawers. Separate lock secures storage unit and valet.
- Locks in tower are randomly keyed.
- Lock plugs are available in black or chrome.
- For lock options, refer to Lock Program section of the Accessories Price List.
- Glides provide 1"(25mm) adjustment range.

### To Order, Specify:

1) Product number.

#### ① Pull Option:

**S** Standard Pull w/standard doors.

**L** Full Pull with touch latch valet door, add **\$32.42** list

2) Trim color for drawer/door/case.

3) Trim color for standard pulls (non-metallic colors only).

4) Trim color for lock plug.

### Specification Tips

- File drawer(s) accommodate front-to-back filing of letter size suspended file folders. For side-to-side filing of legal-size suspended file folders, order Filing Kits (VPL1-12, VPL2-12) separately.
- Accessories must be specified separately.

# V Series Personal Storage Towers with Upper Storage

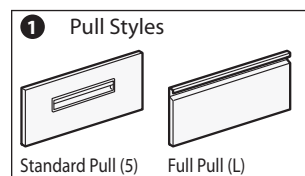
5H Personal Storage Tower with Bookcase Upper Storage



(Right)  
V2BB-6324-5



(Left)  
V2BJ-6324-5



Actual Height	Actual Depth	Actual Width	Description	Number ①	Trim A	B
63.5"(1613mm)	23.625"(600mm)	24"(610mm)	Box/Box/File Valet Right 36"(914mm) Bookcase	V2BB-6324-	\$2078.59	\$2335.45
			Box/Box/File Valet Left 36"(914mm) Bookcase	V2BE-6324-	2078.59	2335.45
			File/File Valet Right 36"(914mm) Bookcase	V2BG-6324-	1945.17	2202.03
			File/File Valet Left 36"(914mm) Bookcase	V2BJ-6324-	1945.17	2202.03

## Features

- Includes:
  - Pedestal section with multiple box and file drawer configurations
  - Valet with coat rod
  - Side-facing bookcase with one shelf that adjusts in 6.25"(159mm) increments
- Optional drawer/door pulls include Standard or Full pull.
  - Standard pull available in non-metallic trim colors only
  - Full pull trim color matches case trim color
  - Full pull option has a touch latch door on the valet
- Drawers have full-extension steel ball-bearing slides.
- Drawer Interiors are black finish color. Bookcase, shelf, and valet interior match case color.
- Single lock secures all drawers. Valet locks separately.
- Lock plugs are available in black or chrome.
- For lock options, refer to Lock Program section of the Accessories Price List.
- Glides provide 1"(25mm) adjustment range.

## To Order, Specify:

1) Product number.

### ① Pull Option:

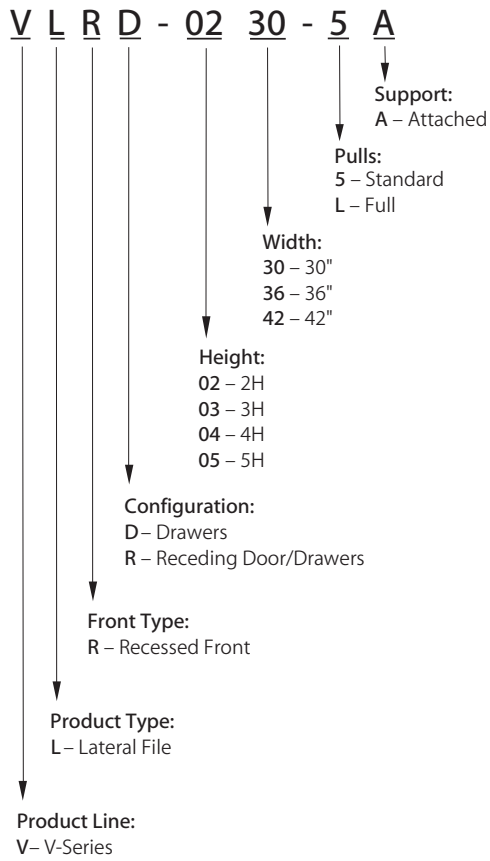
- S** Standard Pull w/standard doors.
  - L** Full Pull with touch latch valet doors, add **\$32.42** list
- 2) Trim color for drawers/doors/case.
- 3) Trim color for standard pulls (non-metallic colors only).
- 4) Trim color for lock plug.

## Specification Tips

- File drawer(s) accommodate front-to-back filing of letter size suspended file folders. For side-to-side filing of legal-size suspended file folders, order Filing Kits (VPL1-12, VPL2-12) separately.
- Accessories must be specified separately.

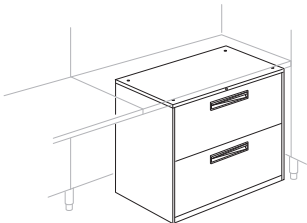
This page intentionally blank

## V Series Lateral Files – Catalog Logic

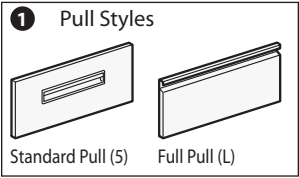


V Series Lateral Files — Attached

2H Lateral File – Attached



VLRD-0230-5A



Actual Height	Actual Depth	Actual Width	Number 1	Trim A	B
27.5"(699mm)	18"(457mm)	29.875"(759mm)	VLRD-0230- A	\$ 826.70	\$ 921.46
		35.875"(911mm)	VLRD-0236- A	978.83	1086.07
		41.875"(1064mm)	VLRD-0242- A	1130.96	1250.68

Features

- Includes attachment hardware.
- Each 12"(305mm)-high drawer includes side-to-side hanging bars that accommodate letter, legal, EDP, international A4, and foolscap suspended file folders.
- Optional drawer pulls include Standard or Full pull.
  - Standard pull available in non-metallic trim colors only
  - Full pull trim color matches case trim color
- Drawer interiors are black finish color.
- Single lock secures all drawers.
- Lock plug is available in black or chrome.
- For lock options, refer to Lock Program section of the Accessories Price List.
- Glides provide 1.5"(38mm) adjustment range.

Specification Tips

- Must be attached under a worksurface 18"(457mm)-deep or deeper.
- Not for use with an 18"(457mm)-deep knife-edge worksurface.
- When using lateral file to support one end of a worksurface in a panel system application, secure the worksurface to the panel using a corner bracket, cantilever, or pedestal to panel bracket; specified separately.
- When attaching a panel-hung worksurface up to 2"(51mm) higher than standard mounting height, use a worksurface height adjustment kit, specified separately.
- Accessories must be specified separately.

To Order, Specify:

1) Product number.

1 Pull Option:

- S** Standard Pull
- L** Full Pull

- 2) Trim color for drawer fronts and case.
- 3) Trim color for standard pull (non-metallic colors only).
- 4) Trim color for lock plug.


**Note:** For mixed surface grades, pricing will be determined by the sum of the upcharges. Please refer to the electronic catalog.



# V Series Lateral Files — Freestanding

2H - 5H Lateral File — Freestanding

	Actual Height	Actual Depth	Actual Width	Number ①	Trim A	B
<b>2H — Freestanding</b>	27.5"(699mm)	18"(457mm)	29.875"(759mm)	VLRD-0230-■	\$ 963.87	\$1058.63
			35.875"(911mm)	VLRD-0236-■	1116.00	1223.24
			41.875"(1064mm)	VLRD-0242-■	1268.13	1387.85



VLRD-0230-5

**Feature**

- Includes factory-installed counterweight.

<b>3H — Freestanding</b>	39.5"(1003mm)	18"(457mm)	29.875"(759mm)	VLRD-0330-■	\$1091.05	\$1220.72
			35.875"(911mm)	VLRD-0336-■	1250.65	1397.78
			41.875"(1064mm)	VLRD-0342-■	1410.25	1574.84




VLRD-0330-5

**Feature**

- A separately specified counterweight is recommended when lateral file is not ganged to another file or anchored to a fixed object.

<b>4H — Freestanding</b>	51.5"(1308mm)	18"(457mm)	29.875"(759mm)	VLRD-0430-■	\$1355.40	\$1519.99
			35.875"(911mm)	VLRD-0436-■	1591.05	1776.85
			41.875"(1064mm)	VLRD-0442-■	1826.70	2033.71



VLRD-0430-5

**Feature**

- A separately specified counterweight is recommended when lateral file is not ganged to another file or anchored to a fixed object.

<b>5H — Freestanding</b>	63.5"(1613mm)	18"(457mm)	29.875"(759mm)	VLRD-0530-■	\$1619.75	\$1819.25
			35.875"(911mm)	VLRD-0536-■	1901.54	2127.22
			41.875"(1064mm)	VLRD-0542-■	2183.33	2435.19



VLRD-0530-5

**Feature**

- A separately specified counterweight is recommended when lateral file is not ganged to another file or anchored to a fixed object.

**Common Features:**

- Each 12"(305mm)-high drawer includes side-to-side hanging bars that accommodate letter, legal, EDP, international A4, and foolscap suspended file folders.
- Optional drawer pulls include Standard or Full pull.
  - Standard pull available in non-metallic trim colors only
  - Full pull trim color matches case trim color
- Drawer interiors are black finish color.
- Single lock secures all drawers.
- Lock plug is available in black or chrome.
- For lock options, refer to Lock Program section of the Accessories Price List.
- Glides provide 1.5"(38mm) adjustment range.

**To Order, Specify:**

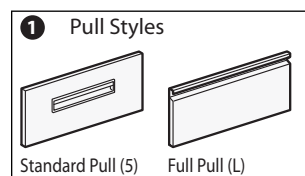
- Product number.

**① Pull Option:**

**S** Standard Pull

**L** Full Pull

- Trim color for drawer fronts and case.
- Trim color for standard pull (non-metallic colors only).
- Trim color for lock plug.

**Specification Tips**

- To see into the top drawer of 5H lateral file, a person must be at least 5'9" or use a step stool. As an alternative, consider a 5H lateral file with receding door in the top position.
- Accessories must be specified separately.

V Series Lateral Files — Freestanding

5H Lateral File – Freestanding

5H — Freestanding  
with Top Receding Door  
and Roll-Out Shelf



VLRR-0530-5

Actual Height	Actual Depth	Actual Width	Number 1	Trim A	B
63.5"(1613mm)	18"(457mm)	29.875"(759mm)	VLRR-0530-■	\$1738.21	\$1937.71
		35.875"(911mm)	VLRR-0536-■	2020.00	2245.68
		41.875"(1064mm)	VLRR-0542-■	2301.79	2553.65

Features

- Includes four 12"(305mm)-high drawers and a receding door with roll-out shelf at the top.
- Each drawer includes side-to-side hanging bars that accommodate letter, legal, EDP, international A4, and foolscap suspended file folders.
- Optional drawer/door pulls include Standard or Full pull.
  - Standard pull available in non-metallic trim colors only
  - Full pull trim color matches case trim color
- Drawer interiors are black finish color.
- Single lock secures all drawers.
- Lock plug is available in black or chrome.
- For lock options, refer to Lock Program section of the Accessories Price List.
- Glides provide 1.5"(38mm) adjustment range.

To Order, Specify:

1) Product number.

1 Pull Option:

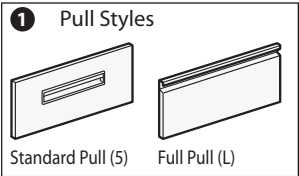
- 5 Standard Pull
- L Full Pull

- 2) Trim color for drawer/door fronts and case.
- 3) Trim color for standard pull (non-metallic colors only).
- 4) Trim color for lock plug.

**Note:** For mixed surface grades, pricing will be determined by the sum of the upcharges. Please refer to the electronic catalog.

Specification Tips

- A separately specified counterweight is recommended when lateral file is not ganged to another file or anchored to a fixed object.
- Accessories must be specified separately.



## **Specification Guide – Steel Caseloads, Files and Storage**

# Table of Contents – Steel Casegoods, Files and Storage Specification Guide

## Product Details – X Series and V Series

### Sizes and Dimensions

X Series – Standard Rectangular Double Pedestal Desk .....	382
X Series – Standard Bow Front Double Pedestal Desk .....	383
X Series – Executive Rectangular Double Pedestal Desk .....	384
X Series – Executive Bow Front Double Pedestal Desk .....	385
X Series – Standard Rectangular Single Pedestal Desk .....	386
X Series – Standard Bow Front Single Pedestal Desk .....	387
X Series – Executive Rectangular Single Pedestal Desk .....	388
X Series – Executive Bow Front Single Pedestal Desk .....	389
X Series – Standard Rectangular Desk Shell .....	390
X Series – Standard Bow Front Desk Shell .....	391
X Series – Executive Rectangular Desk Shell .....	392
X Series – Executive Bow Front Desk Shell .....	393
X Series – Pedestal Return .....	394
X Series – Return .....	395
X Series – Bridge .....	396
X Series – Convergent D-Top with Column and End Panel .....	397
X Series – Convergent D-Top with Double Leg Support and End Panel .....	398
X Series – Curved Wrap-Around D Top with Column and End Panels .....	399
X Series – Curved Wrap-Around D Top with Double Support Leg and End Panels .....	400
X Series – Corner .....	402
X Series – Curved Wrap-Around Corner .....	403
X Series – Curved Wrap-Around Extended Corner .....	404
X Series – Curved Wrap-Around Extended with Pedestal .....	405
X Series – Curved Wrap-Around Extended with Full End Panel .....	406
X Series – Curved Wrap-Around – Extended Transitional Corner .....	407
X Series – Curved Wrap-Around with Pedestal – Extended Transitional Corner .....	408
X Series – Curved Wrap-Around with Full End Panel – Extended Transitional Corner .....	409
X Series – Credenza Top .....	410
X Series – Desk Pedestals .....	411
X Series – Vertical Storage Units .....	412
X Series – Vertical Storage Units – Tackboards, Slat Rail and Slat Rail/Tackboard .....	413
X Series – 2H Attached Pedestals .....	414
X Series – Suspended Pedestals .....	415
X Series – Mobile Pedestals .....	416
X Series – Tug Pedestals .....	416
X Series – 15” Wide Personal Storage Towers .....	417
X Series – 24” Wide Personal Storage Towers .....	418
X Series – Single Lockers – 12” Wide – Single Compartment .....	421
X Series – Single Lockers – 18” Wide – Two Compartment .....	422
X Series – Double Lockers .....	423
X Series – Double Group Lockers .....	424
X Series – Triple Group Lockers .....	425

# Table of Contents – Steel Casegoods, Files and Storage Specification Guide

## Product Details – X Series and V Series (Continued)

X Series – Cubby Lockers.....	426
X Series – Locker Slat Rails and Accessories .....	430
X Series – 1.5H Filing and Storage .....	431
X Series – Lateral Files .....	432
X Series – Lateral File Tops .....	434
X Series – Drawer Insert and Accessories.....	435
X Series – Pedestals with Individually Locking Drawers .....	436
X Series – Personal Storage Tower with Individually Locking Drawers.....	437
X Series – Lateral Files with Individually Locking Drawer.....	438
X Series – 2H Combination Units – Attached .....	439
X Series – 2H Open Shelf/Lateral – Attached .....	440
X Series – Combination Units – Freestanding.....	441
X Series – Combination Units with Valets – Freestanding .....	442
X Series – Storage Cabinet .....	443
X Series – Wardrobes .....	444
X Series – Bookcases.....	445
X Series – Recycling Solutions.....	445
V Series – Pedestals.....	446
V Series – Personal Storage Towers with Upper Storage.....	447
V Series – Lateral Files .....	448

## Features and Options

Desk Top Edge Options – X Series and V Series .....	450
Pull Options for Drawers and Doors – X Series and V Series .....	451
Touch Latch Options – X Series and V Series.....	452
Lockbar Options – X Series and V Series .....	453
Caster Options – X Series and V Series .....	454
Pedestal Cushion Kits – X Series and V Series.....	455

## File Drawer Configurations and Load Capacities

X Series Pedestals .....	456
V Series Pedestals .....	457
X Series Lateral Files.....	458
V Series Lateral Files.....	458
X Series and V Series Personal Storage Towers and Combination Units – Pedestal File Drawers.....	459
X Series Combination Units and X Series 1.5H Files and Storage – Lateral File Drawers.....	461

## Product Application – X Series and V Series

### X and V Series Pedestal Guidelines

Supporting Casegoods .....	464
Pedestal Depth Relationships .....	465
Specifying Additional Lower Storage For an Existing Desk or Return .....	467

### Depth Relationships – Pedestals and Adaptable Worksurfaces .....

### X and V Series Credenza Guidelines .....

### Grommet Guidelines .....

### Power/Data Dome Guidelines.....

### Adjustable Keyboard Pads (AKPs) Guidelines .....

# Table of Contents – Steel Casegoods, Files and Storage Specification Guide

## Product Application – X Series and V Series

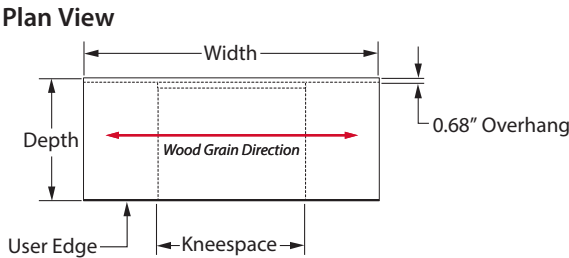
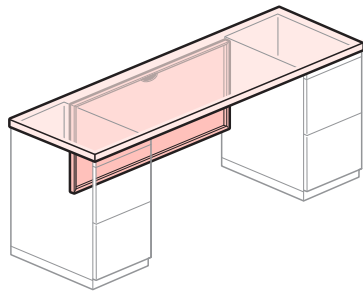
- Vertical Storage Unit Application Guidelines
  - End Panel/Pedestal Support ..... 473
  - Vertical Storage Unit on a Standard Double Pedestal or Single Pedestal Desk..... 474
  - Vertical Storage Unit on a Corner, Extended Corner, or Extended Transitional Corner..... 475
  - Vertical Storage Unit on a Curved Wrap-Around D-Top ..... 476
  - Vertical Storage Unit on a Return..... 477
  - Vertical Storage Unit on a Bridge..... 478
  - Vertical Storage Unit Spanning Multiple Components ..... 479
  - Vertical Storage Unit Spanning A Combined Corner and Return..... 480
  - Vertical Storage Unit Spanning A Combined Corner and Bridge..... 481
  - Vertical Storage Unit Spanning A Combined Curved Wrap Around D-top and Bridge..... 482
  - Vertical Storage Unit Spanning A Combined D-Top and Bridge..... 483
  - Adding Tackboards, Slat Rails, and Tackboard/Slat Rails ..... 484
- Adaptable Electronic Ballast Task Light Guidelines ..... 485
- Reed Premier™ LED Task Light Guidelines..... 486
- File Tops and Common File Top Guidelines..... 487
- X Series Locker Guidelines
  - X Series Locker Applications ..... 489
  - Locker Slat Rail and Tools ..... 491
  - Locker Power Components – Enhanced Power Module and Bracket ..... 492
- Height Comparisons
  - X Series Freestanding Storage ..... 493
  - UniGroup and PLACES Systems Panel Heights Compared to X Series and V Series Storage..... 494
  - UniGroup Too Systems Panel Heights Compared to X Series and V Series Storage ..... 495
  - Compose Systems Panel Heights Compared to X Series and V Series Storage ..... 496
  - PREMISE Systems Panel Heights Compared to X Series and V Series Storage ..... 497
- Technical Specifications
  - Steel Casegoods, Files and Storage ..... 500

## **Product Details – Steel Casegoods, Files and Storage**



Product Details – Dimensions

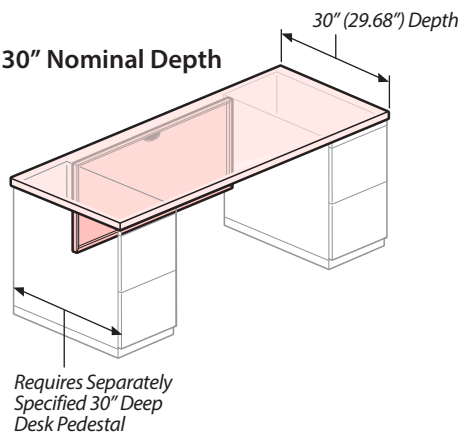
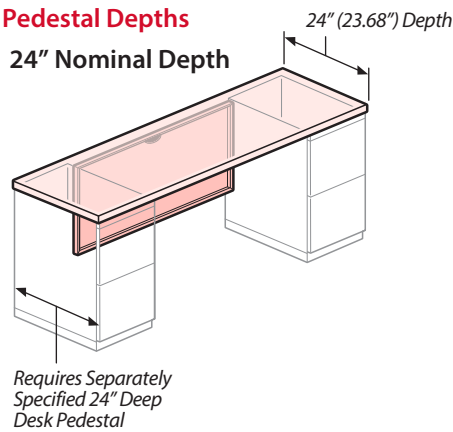
X Series – Standard Rectangular Double Pedestal Desk  
(Shown with ¾ Height Modesty Panel)



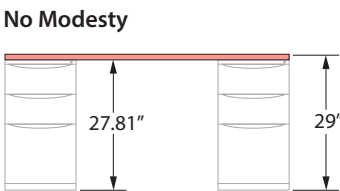
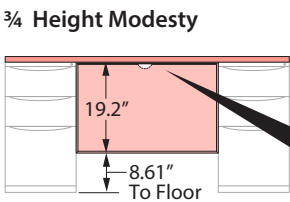
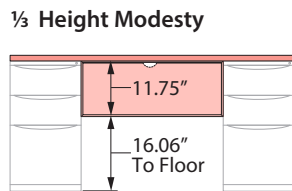
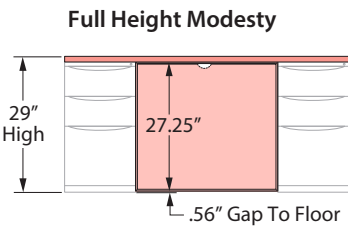
Dimensions – Nominal (Actual)

DEPTH	WIDTH	KNEESPACE (Modesty Width)
24" (23.68")	60" (59.97")	30" (29.97")
30" (29.68")	66" (65.97")	36" (35.97")
	72" (71.97")	42" (41.97")
	78" (77.97")	48" (47.97")
	84" (83.97")	54" (53.97")

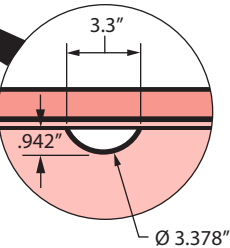
Pedestal Depths



Modesty Panel Options (Front View)



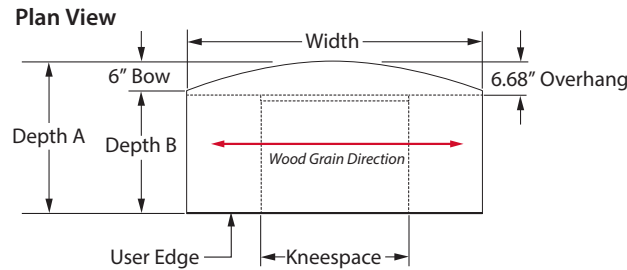
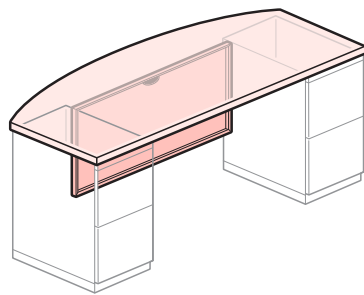
Optional Scalloped Wireway  
(Centered on Modesty)



- Note**
- The Double Pedestal Desk requires two separately specified X Series or V Series Desk Pedestals.
  - Optional Scalloped Wireway may be specified for wire management through the Modesty Panel.

Product Details – Dimensions

X Series – Standard Bow Front Double Pedestal Desk  
(Shown with ¾ Height Modesty Panel)

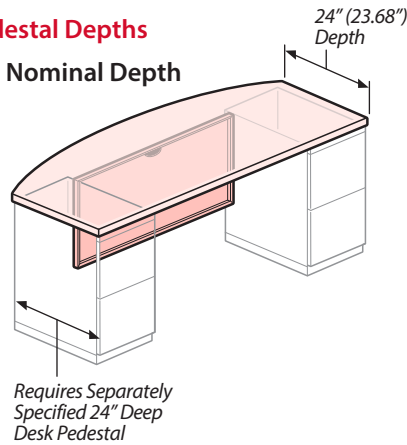


Dimensions – Nominal (Actual)

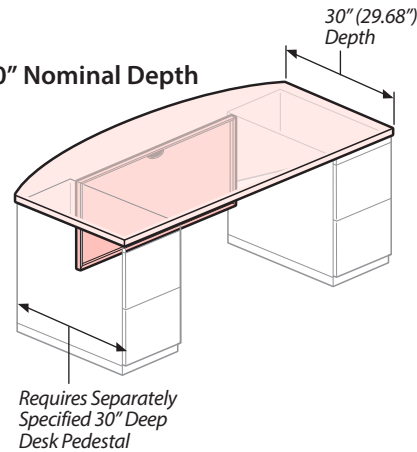
NOMINAL DEPTH	DEPTH A (Actual)	DEPTH B (Actual)	WIDTH	KNEESPACE (Modesty Width)
24"	(29.68")	(23.68")	60" (59.97")	30" (29.97")
30"	(35.68")	(29.68")	66" (65.97")	36" (35.97")
			72" (71.97")	42" (41.97")
			78" (77.97")	48" (47.97")
			84" (83.97")	54" (53.97")

Pedestal Depths

24" Nominal Depth

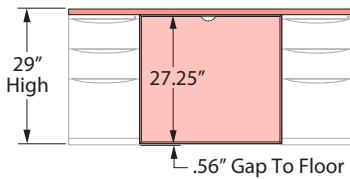


30" Nominal Depth

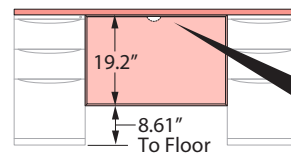


Modesty Panel Options (Front View)

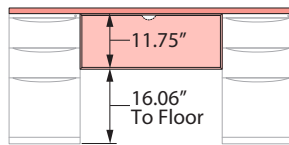
Full Height Modesty



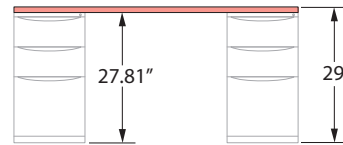
¾ Height Modesty



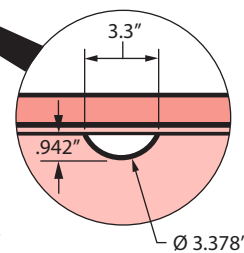
½ Height Modesty



No Modesty



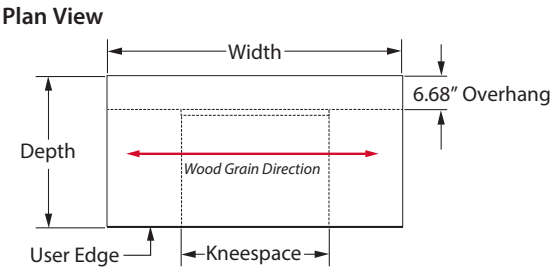
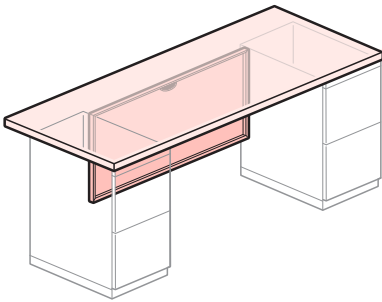
Optional Scalloped Wireway  
(Centered on Modesty)



- Note**
- The Double Pedestal Desk requires two separately specified X Series or V Series Desk Pedestals.
  - Optional Scalloped Wireway may be specified for wire management through the Modesty Panel.

Product Details – Dimensions

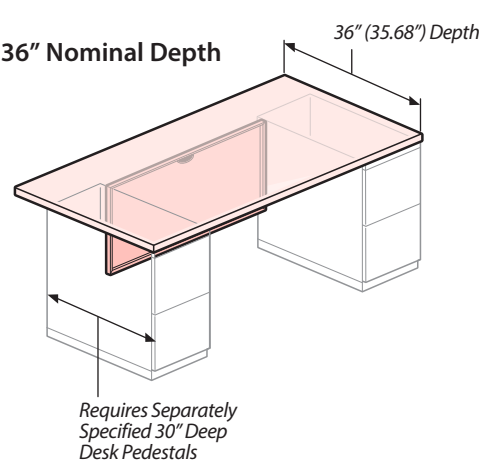
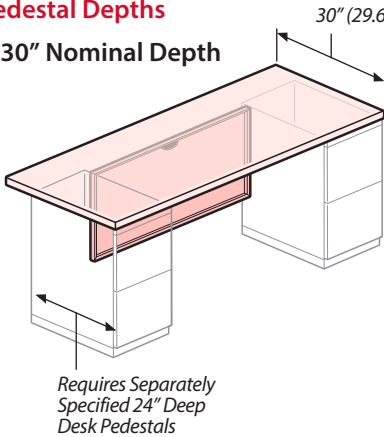
X Series – Executive Rectangular Double Pedestal Desk  
(Shown with ¾ Height Modesty Panel)



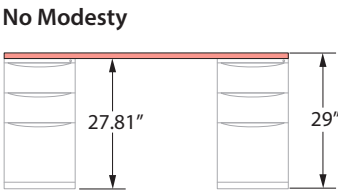
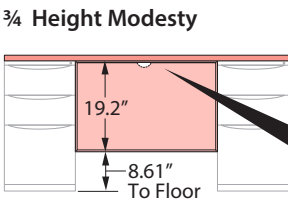
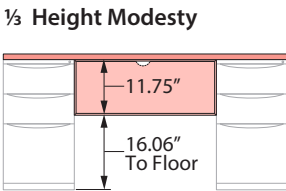
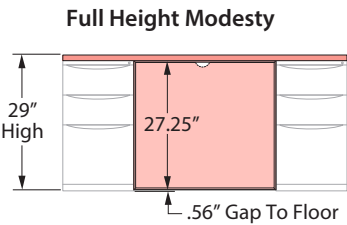
Dimensions – Nominal (Actual)

DEPTH	WIDTH	KNEESPACE (Modesty Width)
30" (29.68")	60" (59.97")	30" (29.97")
36" (35.68")	66" (65.97")	36" (35.97")
	72" (71.97")	42" (41.97")
	78" (77.97")	48" (47.97")
	84" (83.97")	54" (53.97")

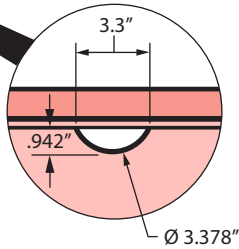
Pedestal Depths



Modesty Panel Options (Front View)



Optional Scalloped Wireway (Centered on Modesty)

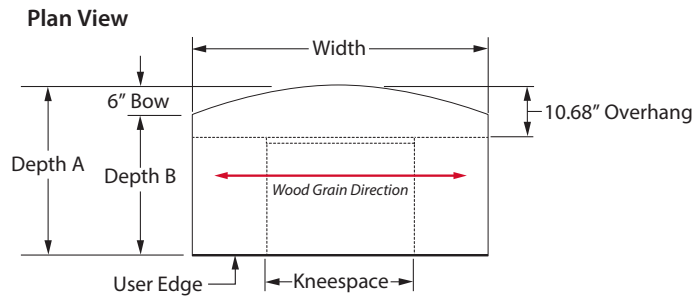
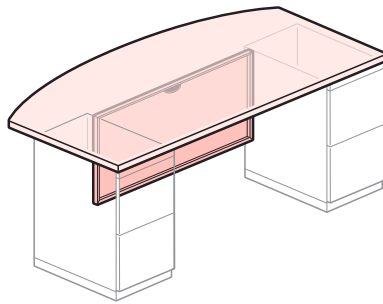


- Note**
- The Double Pedestal Desk requires two separately specified X Series or V Series Desk Pedestals.
  - Optional Scalloped Wireway may be specified for wire management through the Modesty Panel.

## Product Details – Dimensions

### X Series – Executive Bow Front Double Pedestal Desk

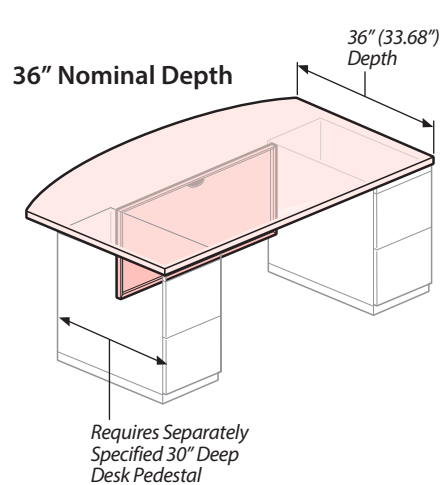
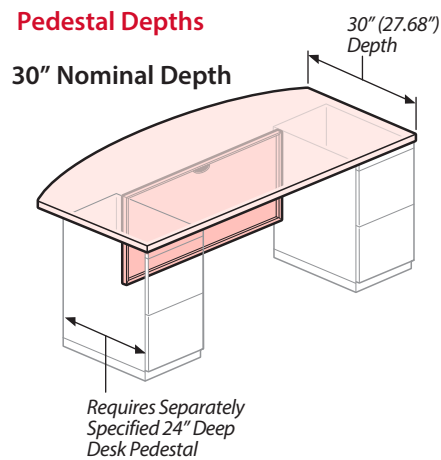
(Shown with  $\frac{3}{4}$  Height Modesty Panel)



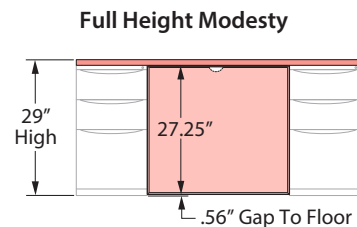
#### Dimensions – Nominal (Actual)

NOMINAL DEPTH	DEPTH A (Actual)	DEPTH B (Actual)	WIDTH	KNEESPACE (Modesty Width)
30"	(33.68")	(27.68")	60" (59.97")	30" (29.97")
36"	(39.68")	(33.68")	66" (65.97")	36" (35.97")
			72" (71.97")	42" (41.97")
			78" (77.97")	48" (47.97")
			84" (83.97")	54" (53.97")

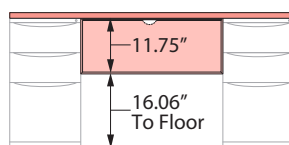
#### Pedestal Depths



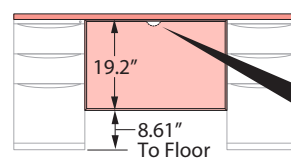
#### Modesty Panel Options (Front View)



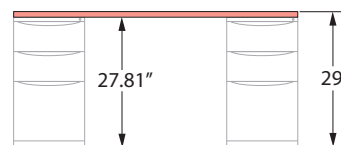
#### $\frac{1}{3}$ Height Modesty



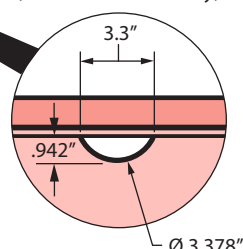
#### $\frac{3}{4}$ Height Modesty



#### No Modesty



#### Optional Scalloped Wireway (Centered on Modesty)



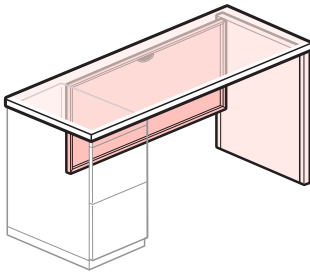
#### Note

- The Double Pedestal Desk requires two separately specified X Series or V Series Desk Pedestals.
- Optional Scalloped Wireway may be specified for wire management through the Modesty Panel.

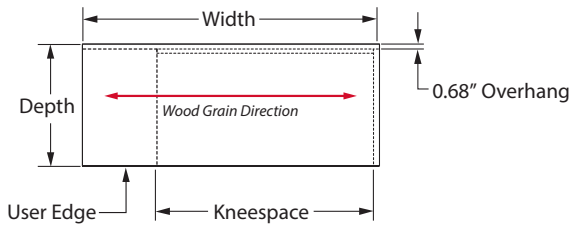
## Product Details – Dimensions

### X Series – Standard Rectangular Single Pedestal Desk

(Left Hand Shown with  $\frac{3}{4}$  Height Modesty Panel)



Plan View

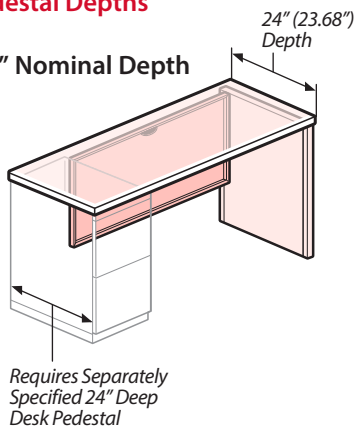


Dimensions – Nominal (Actual)

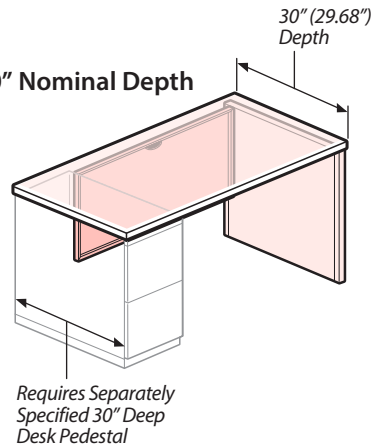
DEPTH	WIDTH	KNEESPACE (Modesty Width)
24" (23.68")	48" (47.97")	(31.79")
30" (29.68")	54" (53.97")	(37.79")
	60" (59.97")	(43.79")
	66" (65.97")	(49.79")
	72" (71.97")	(55.79")
	78" (77.97")	(61.79")
	84" (83.97")	(67.79")

#### Pedestal Depths

24" Nominal Depth

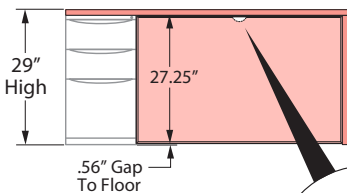


30" Nominal Depth

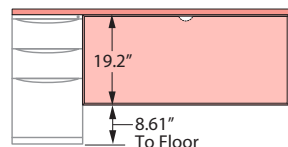


#### Modesty Panel Options (Front View)

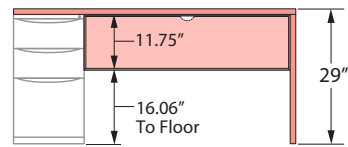
Full Height Modesty



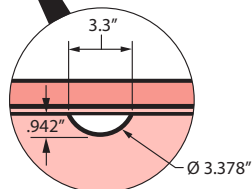
$\frac{3}{4}$  Height Modesty



$\frac{1}{3}$  Height Modesty



Optional Scalloped Wireway  
(Centered on Modesty)



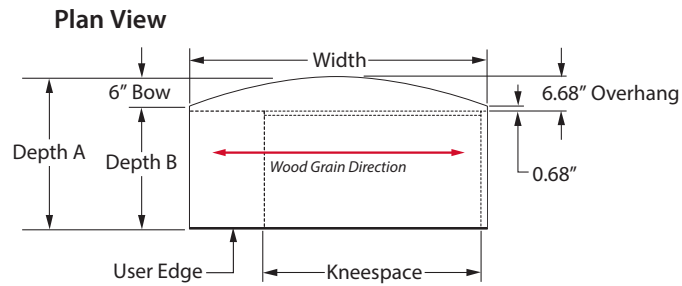
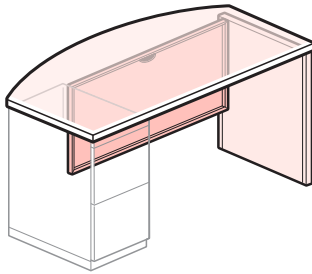
#### Note

- Single Pedestal Desks require a separately specified X Series or V Series Desk Pedestal (left or right).
- Optional Scalloped Wireway may be specified for wire management through the Modesty Panel.

## Product Details – Dimensions

### X Series – Standard Bow Front Single Pedestal Desk

(Left Hand Shown with  $\frac{3}{4}$  Height Modesty Panel)

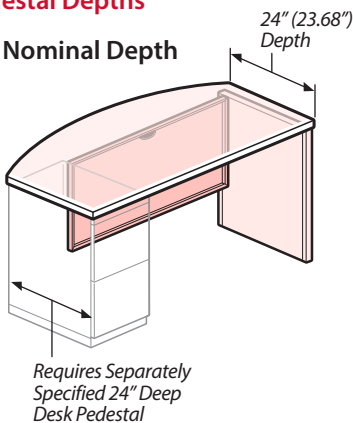


#### Dimensions – Nominal (Actual)

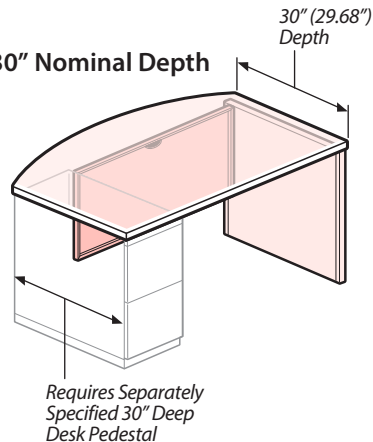
NOMINAL DEPTH	DEPTH A (Actual)	DEPTH B (Actual)	WIDTH	KNEESPACE (Modesty Width)
24"	(29.68")	(23.68")	48" (47.97")	(31.79")
30"	(35.68")	(29.68")	54" (53.97")	(37.79")
			60" (59.97")	(43.79")
			66" (65.97")	(49.79")
			72" (71.97")	(55.79")
			78" (77.97")	(61.79")
			84" (83.97")	(67.79")

#### Pedestal Depths

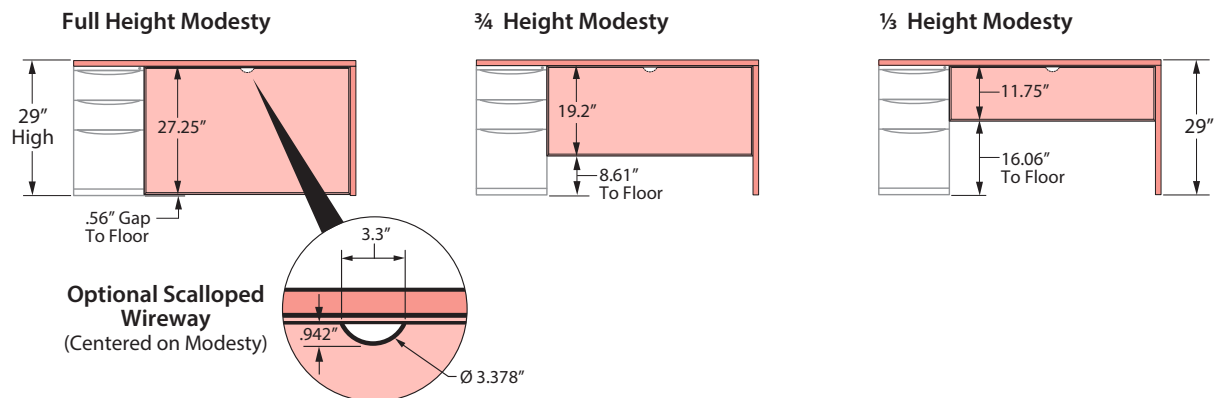
##### 24" Nominal Depth



##### 30" Nominal Depth



#### Modesty Panel Options (Front View)

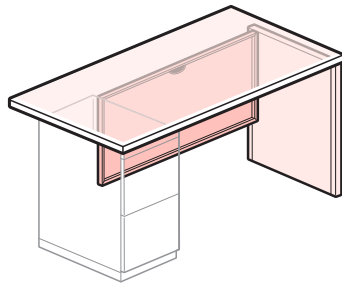


- Note**
- Single Pedestal Desks require a separately specified X Series or V Series Desk Pedestal (left or right).
  - Optional Scalloped Wireway may be specified for wire management through the Modesty Panel.

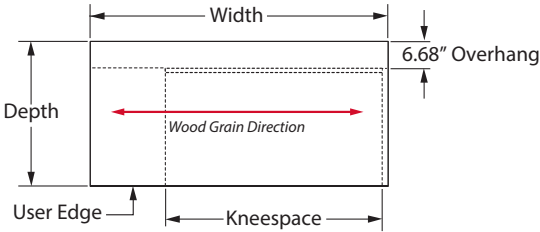
# Product Details – Dimensions

## X Series – Executive Rectangular Single Pedestal Desk

(Left Hand Shown with ¾ Height Modesty Panel)



Plan View

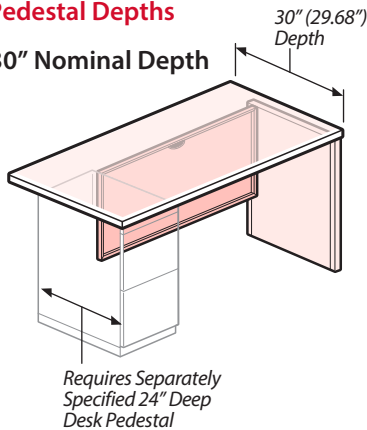


### Dimensions – Nominal (Actual)

DEPTH	WIDTH	KNEESPACE (Modesty Width)
30" (29.68")	48" (47.97")	(31.79")
36" (35.68")	54" (53.97")	(37.79")
	60" (59.97")	(43.79")
	66" (65.97")	(49.79")
	72" (71.97")	(55.79")
	78" (77.97")	(61.79")
	84" (83.97")	(67.79")

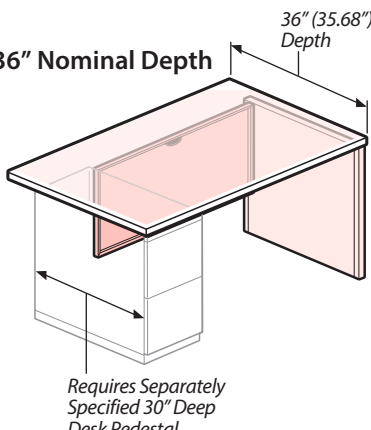
### Pedestal Depths

#### 30" Nominal Depth



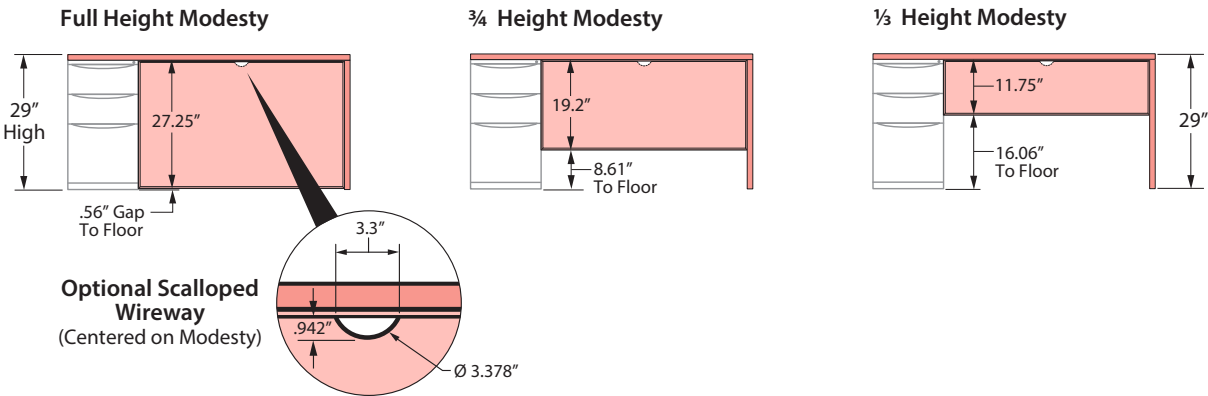
Requires Separately Specified 24" Deep Desk Pedestal

#### 36" Nominal Depth



Requires Separately Specified 30" Deep Desk Pedestal

### Modesty Panel Options (Front View)



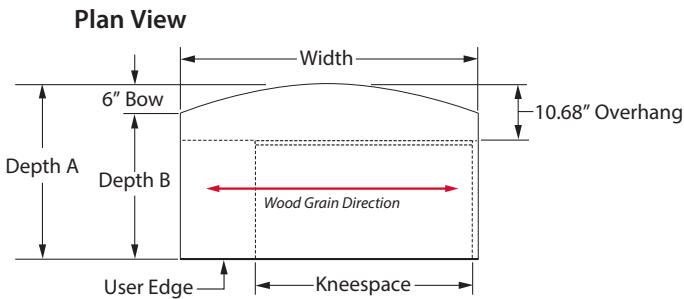
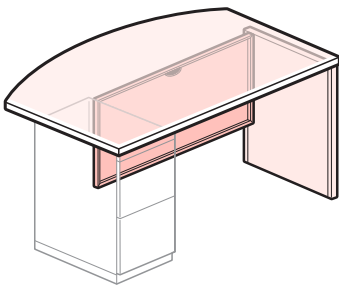
#### Note

- Single Pedestal Desks require a separately specified X Series or V Series Desk Pedestal (left or right).
- Optional Scalloped Wireway may be specified for wire management through the Modesty Panel.



Product Details – Dimensions

X Series – Executive Bow Front Single Pedestal Desk  
(Left Hand Shown with ¾ Height Modesty Panel)

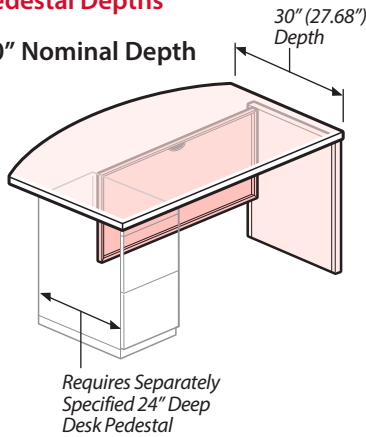


Dimensions – Nominal (Actual)

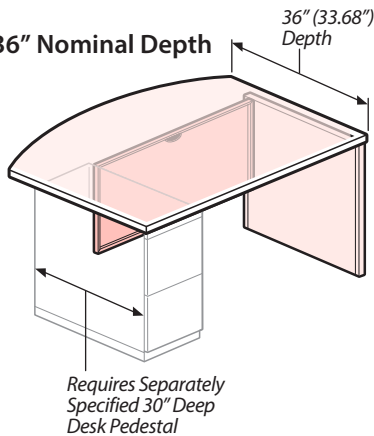
NOMINAL DEPTH	DEPTH A (Actual)	DEPTH B (Actual)	WIDTH	KNEESPACE (Modesty Width)
30"	(33.68")	(27.68")	48" (47.97")	(31.79")
36"	(39.68")	(33.68")	54" (53.97")	(37.79")
			60" (59.97")	(43.79")
			66" (65.97")	(49.79")
			72" (71.97")	(55.79")
			78" (77.97")	(61.79")
			84 (83.97")	(67.79")

Pedestal Depths

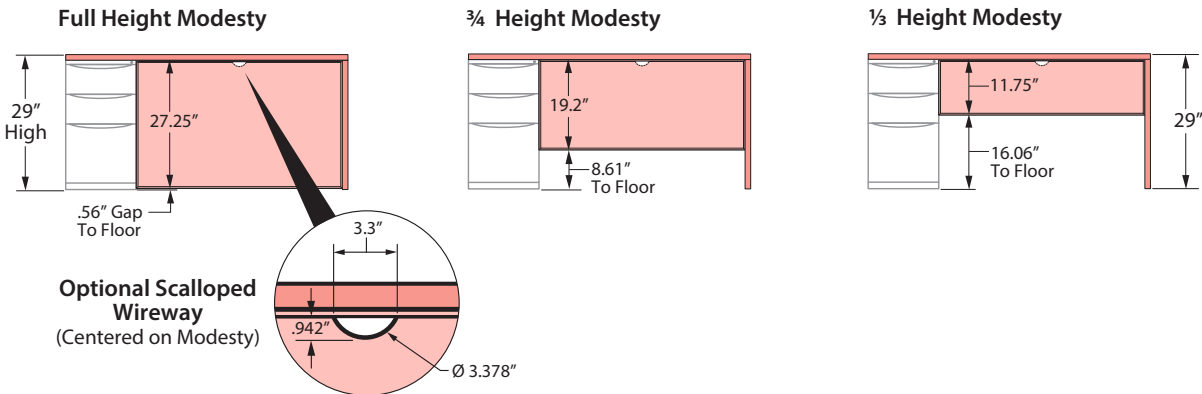
30" Nominal Depth



36" Nominal Depth



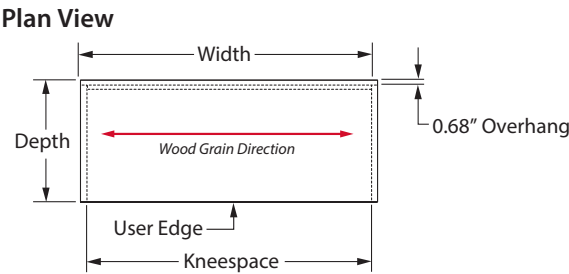
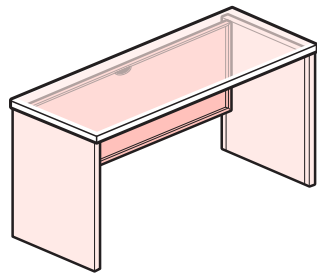
Modesty Panel Options (Front View)



- Note**
- Single Pedestal Desks require a separately specified X Series or V Series Desk Pedestal (left or right).
  - Optional Scalloped Wireway may be specified for wire management through the Modesty Panel.

Product Details – Dimensions

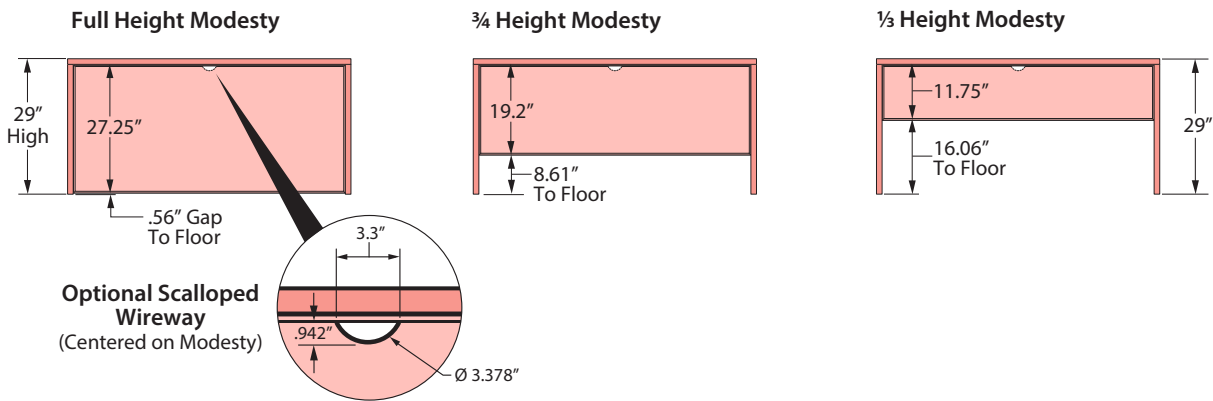
X Series – Standard Rectangular Desk Shell  
(Shown with ¾ Height Modesty Panel)



Dimensions – Nominal (Actual)

DEPTH	WIDTH	KNEESPACE (Modesty Width)
24" (23.68")	30" (29.97")	(27.61")
30" (29.68")	36" (35.97")	(33.61")
	42" (41.97")	(39.61")
	48" (47.97")	(45.61")
	54" (53.97")	(51.61")
	60" (59.97")	(57.61")
	66" (65.97")	(63.61")
	72" (71.97")	(69.61")

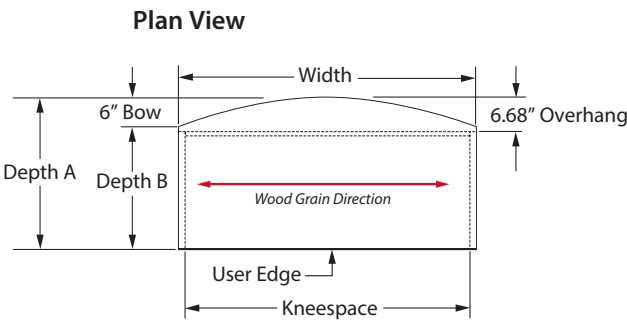
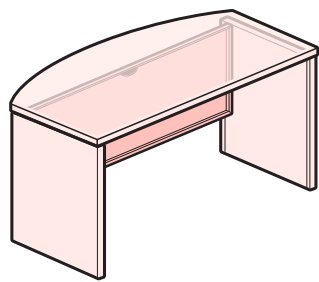
Modesty Panel Options (Front View)



**Note** • Optional Scalloped Wireway may be specified for wire management through the Modesty Panel.

Product Details – Dimensions

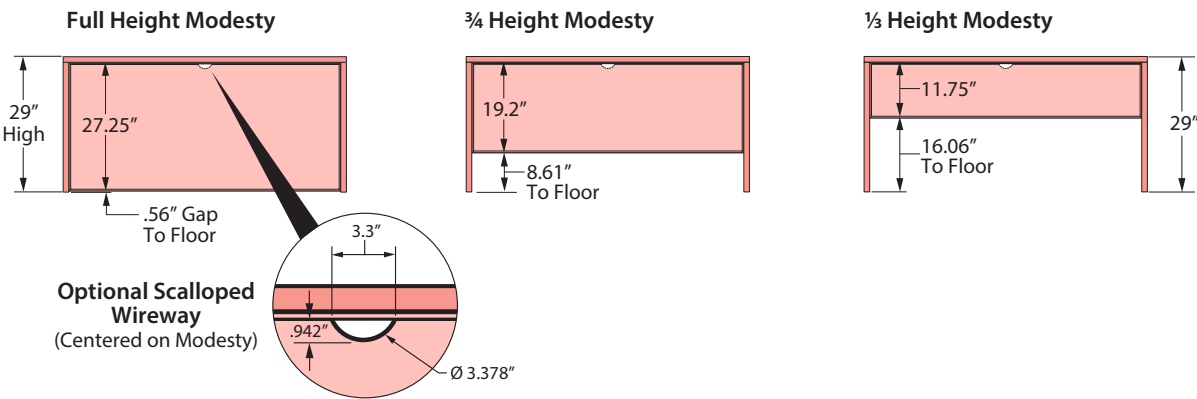
X Series – Standard Bow Front Desk Shell  
(Shown with ¾ Height Modesty Panel)



Dimensions – Nominal (Actual)

NOMINAL DEPTH	DEPTH A (Actual)	DEPTH B (Actual)	WIDTH	KNEESPACE (Modesty Width)
24"	(29.68")	(23.68")	30" (29.97")	(27.61")
30"	(36.68")	(29.68")	36" (35.97")	(33.61")
			42" (41.97")	(39.61")
			48" (47.97")	(45.61")
			54" (53.97")	(51.61")
			60" (59.97")	(57.61")
			66" (65.97")	(63.61")
			72" (71.97")	(69.61")

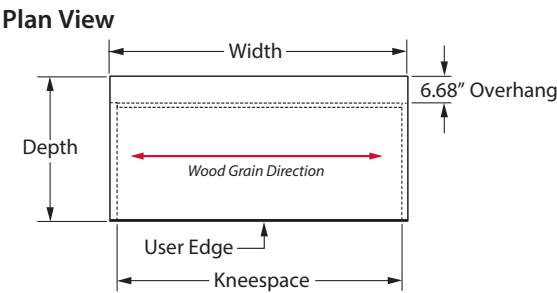
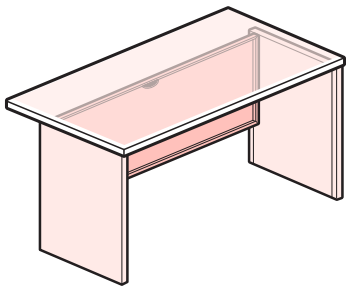
Modesty Panel Options (Front View)



**Note** • Optional Scalloped Wireway may be specified for wire management through the Modesty Panel.

Product Details – Dimensions

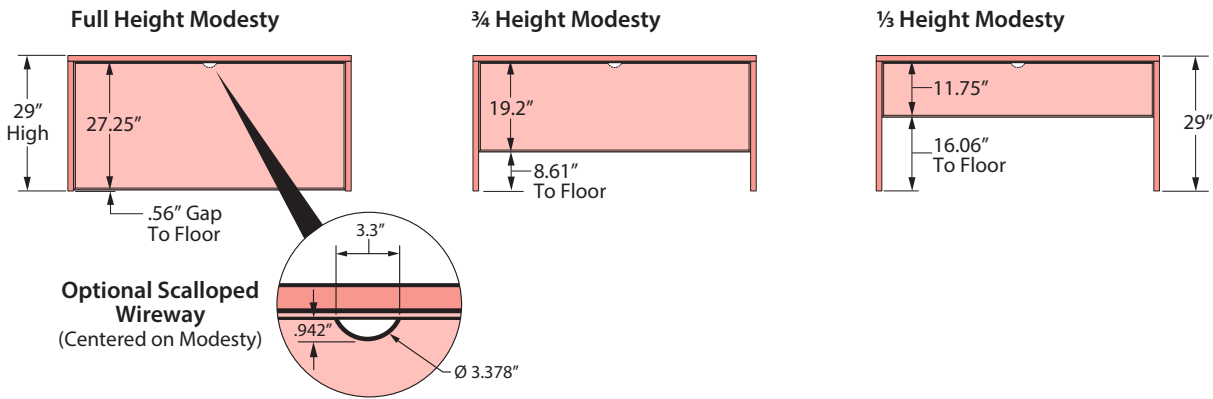
X Series – Executive Rectangular Desk Shell  
(Shown with ¾ Height Modesty Panel)



Dimensions – Nominal (Actual)

DEPTH	WIDTH	KNEESPACE (Modesty Width)
30" (29.68")	30" (29.97")	(27.61")
36" (35.68")	36" (35.97")	(33.61")
	42" (41.97")	(39.61")
	48" (47.97")	(45.61")
	54" (53.97")	(51.61")
	60" (59.97")	(57.61")
	66" (65.97")	(63.61")
	72" (71.97")	(69.61")

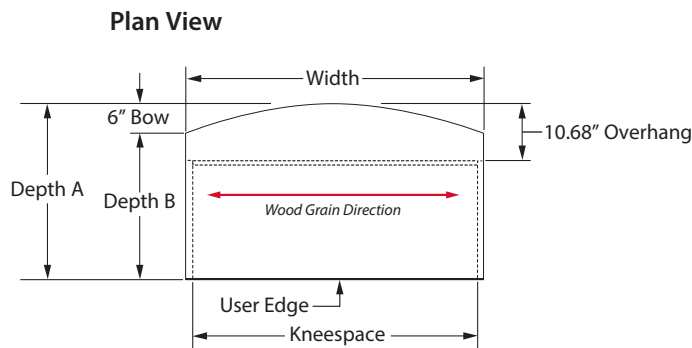
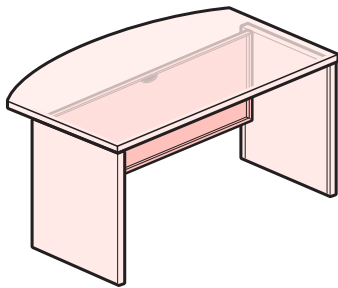
Modesty Panel Options (Front View)



**Note** • Optional Scalloped Wireway may be specified for wire management through the Modesty Panel.

Product Details – Dimensions

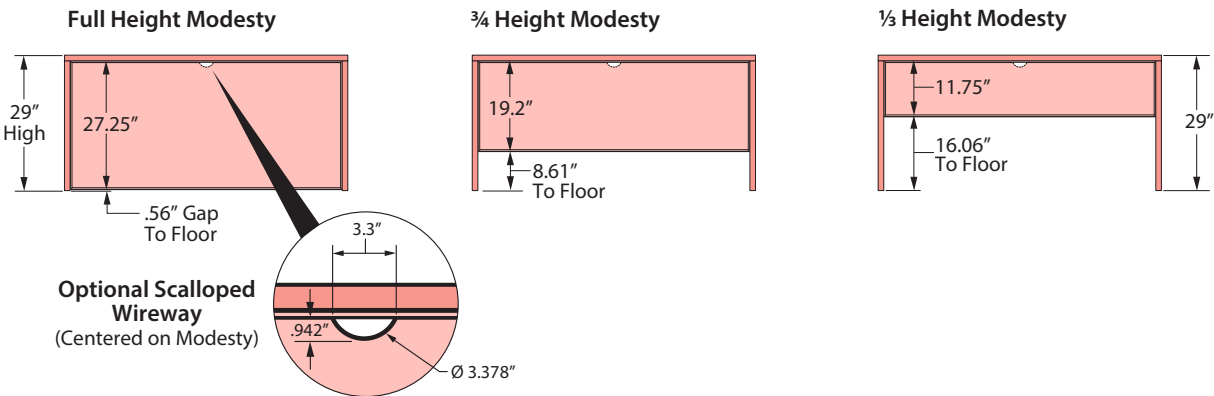
X Series – Executive Bow Front Desk Shell  
(Shown with ¾ Height Modesty Panel)



Dimensions – Nominal (Actual)

NOMINAL DEPTH	DEPTH A (Actual)	DEPTH B (Actual)	WIDTH	KNEESPACE (Modesty Width)
30"	(33.68")	(27.68")	30" (29.97")	(27.61")
36"	(39.68")	(33.68")	36" (35.97")	(33.61")
			42" (41.97")	(39.61")
			48" (47.97")	(45.61")
			54" (53.97")	(51.61")
			60" (59.97")	(57.61")
			66" (65.97")	(63.61")
			72" (71.97")	(69.61")

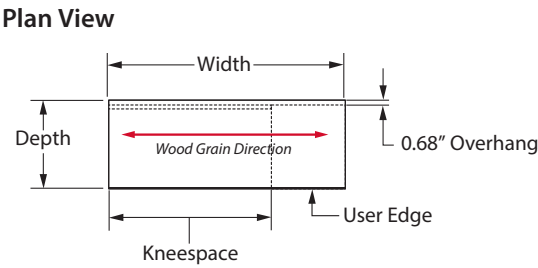
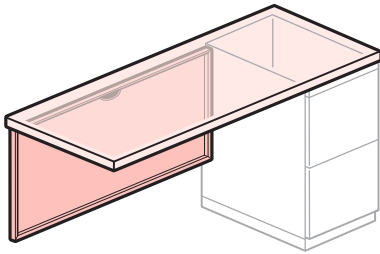
Modesty Panel Options (Front View)



**Note** • Optional Scalloped Wireway may be specified for wire management through the Modesty Panel.

Product Details – Dimensions

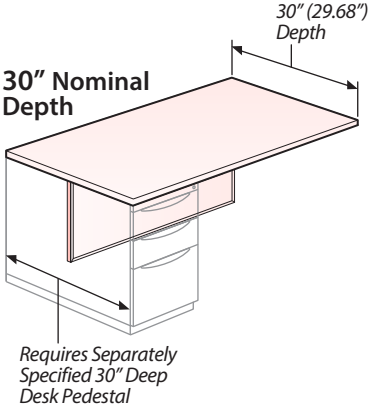
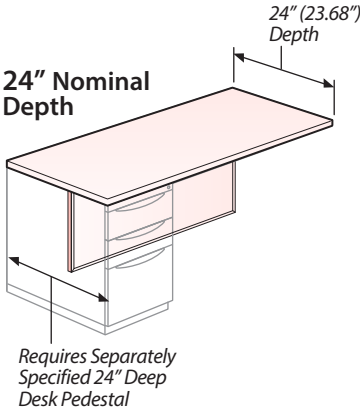
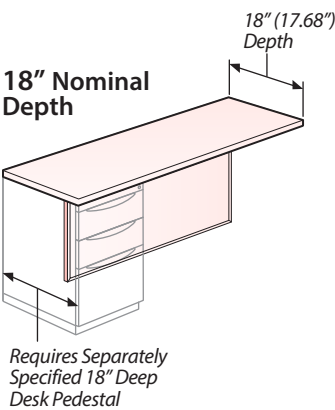
X Series – Pedestal Return  
(Right Hand shown with ¾ Height Modesty Panel)



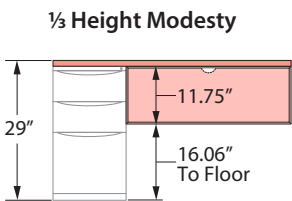
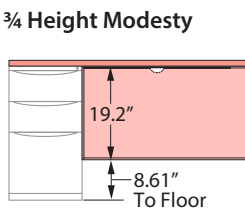
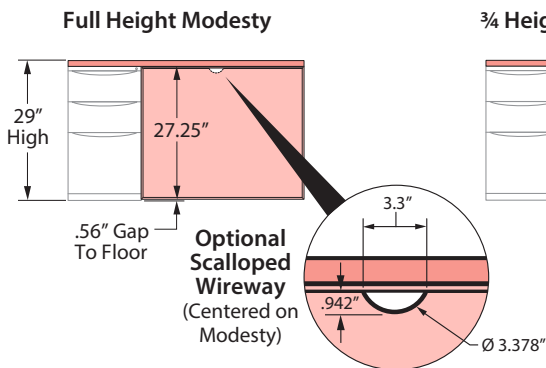
Dimensions – Nominal (Actual)

DEPTH	WIDTH	KNEESPACE
18" (17.68")	36" (35.97")	(20.97")
24" (23.68")	42" (41.97")	(26.97")
30" (29.68")	48" (47.97")	(32.97")
	54" (53.97")	(37.97")
	60" (59.97")	(44.97")
	66" (65.97")	(50.97")
	72" (71.97")	(56.97")

Pedestal Depths



Modesty Panel Options (Front View)

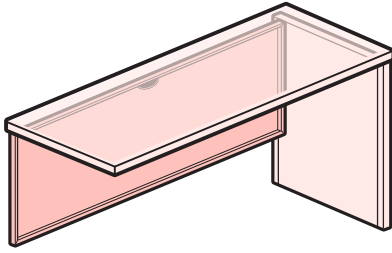


- Note**
- The Pedestal Return requires a separately specified X Series or V Series Desk Pedestal (left or right).
  - Optional Scalloped Wireway may be specified for wire management through the Modesty Panel.

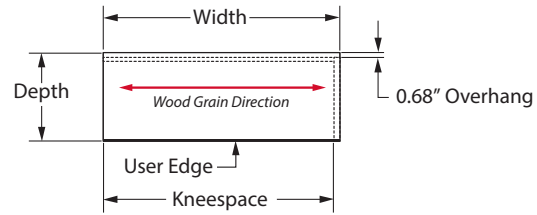
## Product Details – Dimensions

### X Series – Return

(Right Hand shown with  $\frac{3}{4}$  Height Modesty Panel)



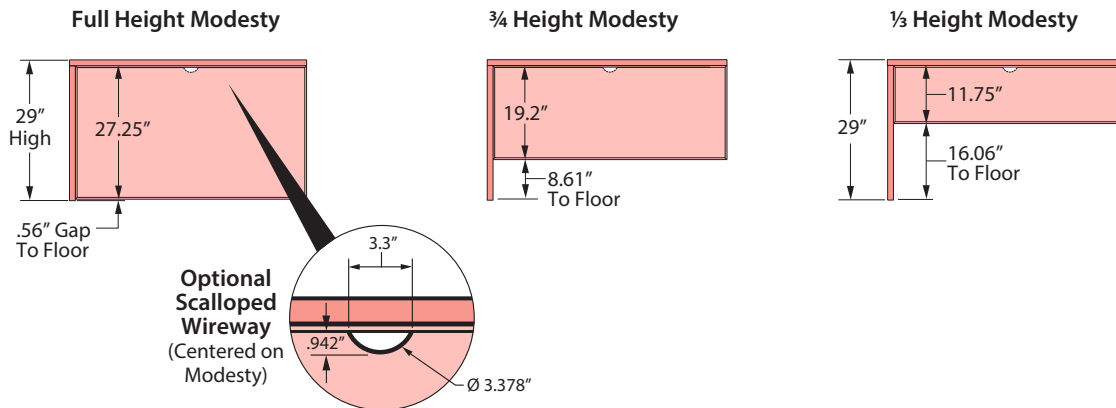
Plan View



Dimensions – Nominal (Actual)

DEPTH	WIDTH	KNEESPACE
18" (17.68")	24" (23.97")	(22.79")
24" (23.68")	30" (29.97")	(28.79")
30" (29.68")	36" (35.97")	(34.79")
	42" (41.97")	(40.79")
	48" (47.97")	(46.79")
	54" (53.97")	(52.79")
	60" (59.97")	(58.79")
	66" (65.97")	(64.79")

### Modesty Panel Options (Front View)

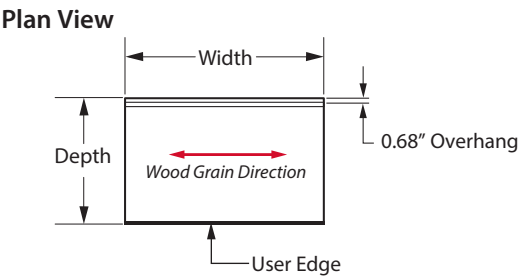
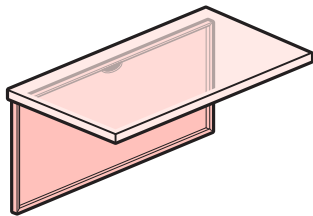


**Note** • Optional Scalloped Wireway may be specified for wire management through the Modesty Panel.



Product Details – Dimensions

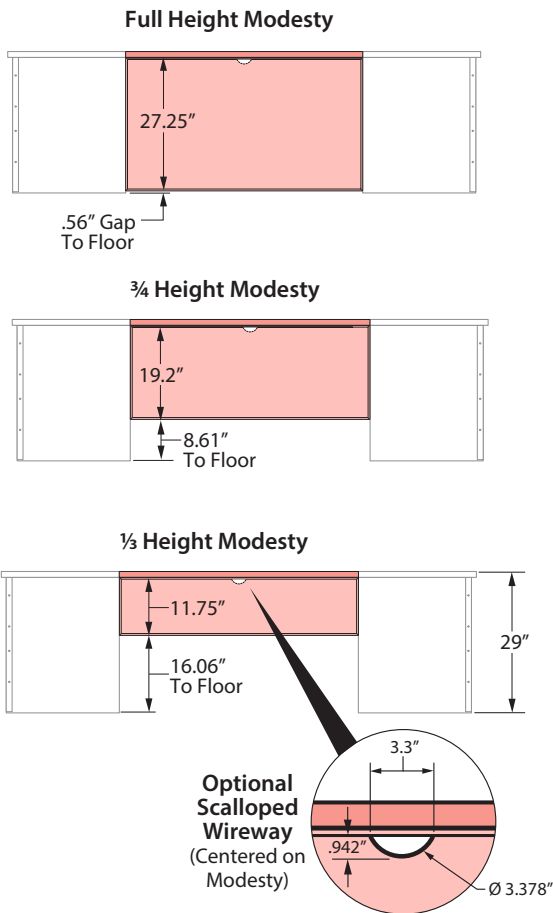
X Series – Bridge  
(Shown with ¾ Height Modesty Panel)



Dimensions – Nominal (Actual)

DEPTH	WIDTH
18" (17.68")	24" (23.97")
24" (23.68")	30" (29.97")
30" (29.68")	36" (35.97")
	42" (41.97")
	48" (47.97")
	54" (53.97")
	60" (59.97")
	66" (65.97")

Modesty Panel Options (Front View)

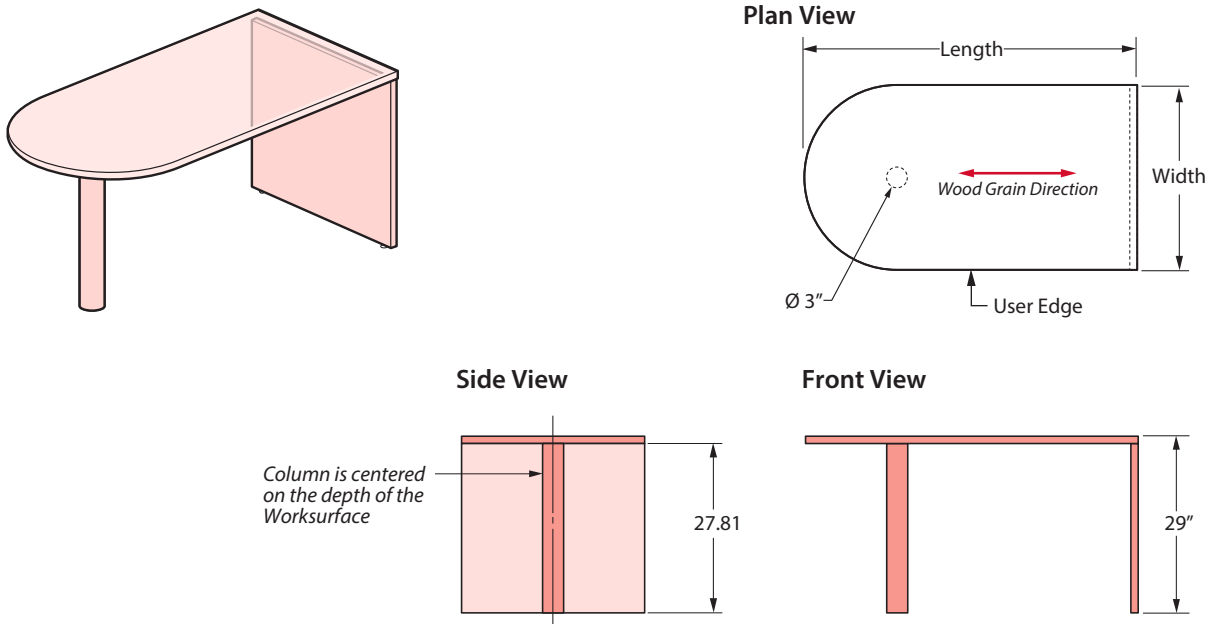


**Note** • Optional Scalloped Wireway may be specified for wire management through the Modesty Panel.

This page intentionally left blank.

Product Details – Dimensions

X Series – Convergent D-Top with Column and End Panel



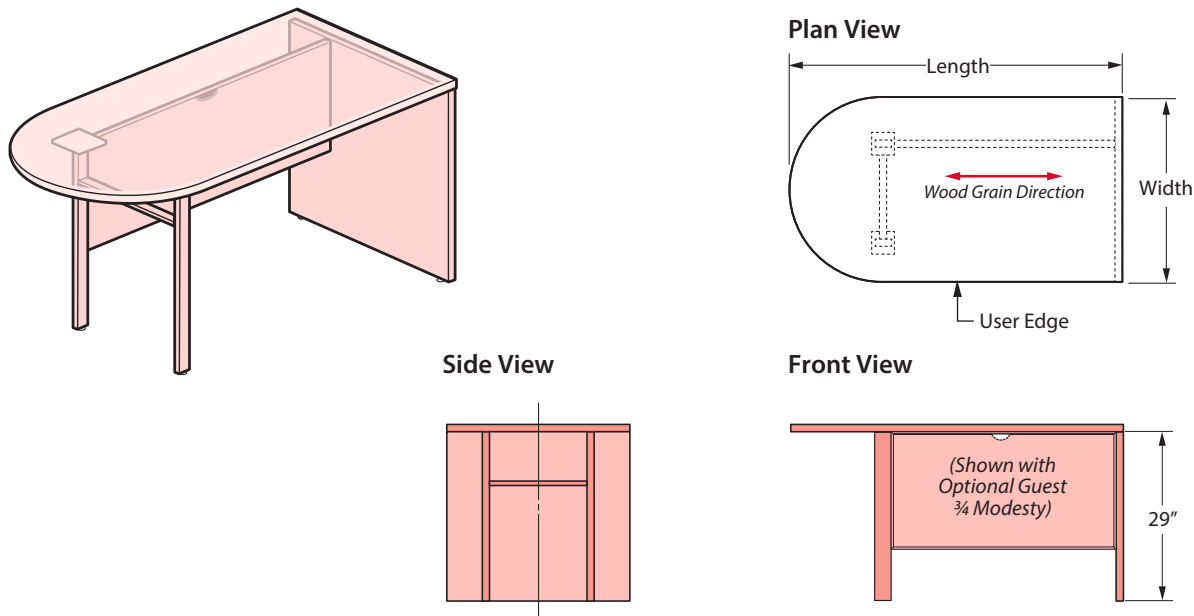
Dimensions – Nominal (Actual)

WIDTH	LENGTH
24" (23.97")	48" (47.68")
30" (29.97")	54" (53.68")
36" (35.97")	60" (59.68")
	66" (65.68")
	72" (71.68")

**Note** • No modesty panel options.

Product Details – Dimensions

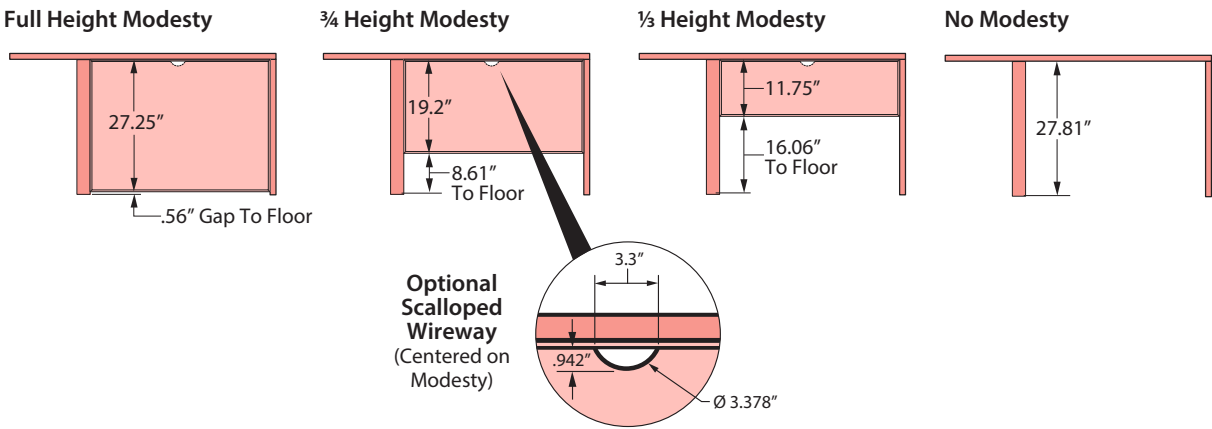
X Series – Convergent D-Top with Double Leg Support and End Panel  
(Shown with Optional ¾ Height Guest Modesty Panel)



Dimensions – Nominal (Actual)

WIDTH	LENGTH
24" (23.97")	48" (47.68")
30" (29.97")	54" (53.68")
36" (35.97")	60" (59.68")
	66" (65.68")
	72" (71.68")

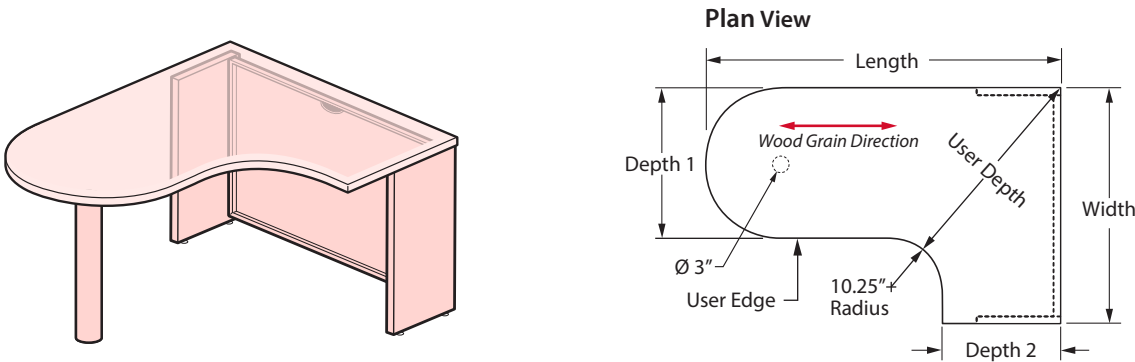
Modesty Panel Options (Front View)



**Note** • Optional Scalloped Wireway may be specified for wire management through the Modesty Panel.

Product Details – Dimensions

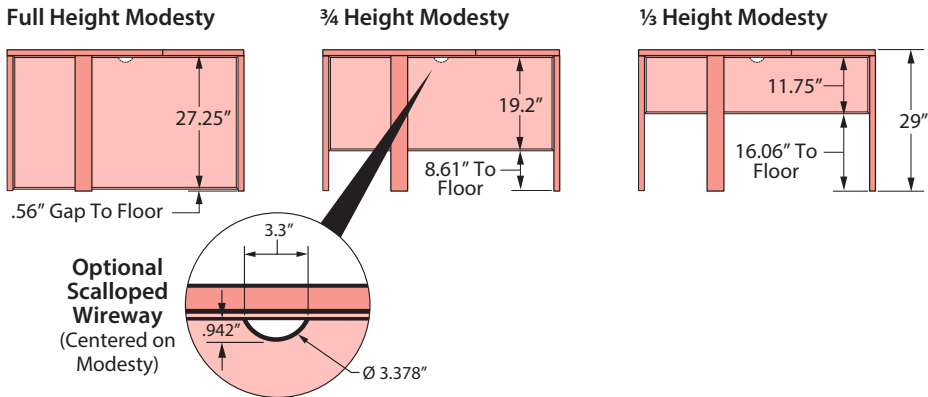
X Series – Curved Wrap-Around D Top with Column and End Panels  
(Left Handed Shown with Full Height Modesty Panel)



Dimensions – Nominal (Actual)

WIDTH	DEPTH 1	DEPTH 2	USER DEPTH	LENGTH		
36" (35.97")	24" (23.97")	18" (17.68")	(33.921")	60" (59.97")	66" (65.68")	72" (71.97")
	24" (23.97")	24" (23.68")	(37.94")	60" (59.97")	66" (65.68")	72" (71.97")
	24" (23.97")	30" (29.68")	(42.337")	60" (59.97")	66" (65.68")	72" (71.97")
42" (41.97")	30" (29.97")	18" (17.68")	(38.717")	60" (59.97")	66" (65.68")	72" (71.97")
	30" (29.97")	24" (23.68")	(42.37")	60" (59.97")	66" (65.68")	72" (71.97")
	30" (29.97")	30" (29.68")	(46.425")	60" (59.97")	66" (65.68")	72" (71.97")
48" (47.97")	30" (29.97")	18" (17.68")	(38.717")	60" (59.97")	66" (65.68")	72" (71.97")
	30" (29.97")	24" (23.68")	(42.37")	60" (59.97")	66" (65.68")	72" (71.97")
	30" (29.97")	30" (29.68")	(46.425")	60" (59.97")	66" (65.68")	72" (71.97")

Modesty Panel Options (Side View)

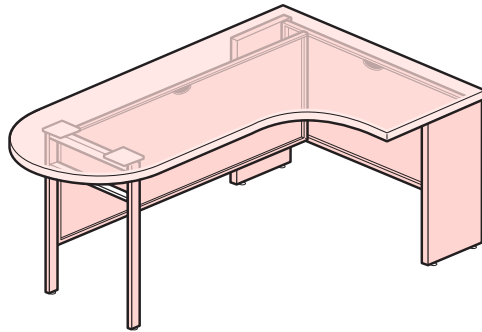


**Note** • Optional Scalloped Wireway may be specified for wire management through the Modesty Panel.

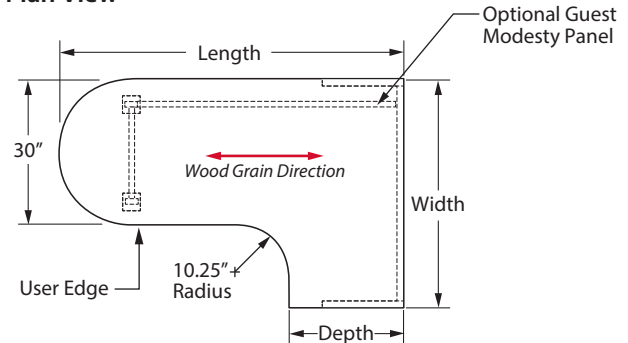
## Product Details – Dimensions

### X Series – Curved Wrap-Around D Top with Double Support Leg and End Panel

(Left Hand Shown with  $\frac{3}{4}$  Height Modesty Panel and Optional Guest Modesty Panel)



Plan View

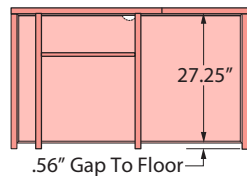


#### Dimensions – Nominal (Actual)

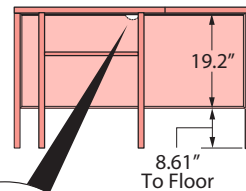
WIDTH	DEPTH 1	DEPTH 2	USER DEPTH	LENGTH		
36" (35.97")	24" (23.97")	18" (17.68")	(33.921")	60" (59.97")	66" (65.68")	72" (71.97")
	24" (23.97")	24" (23.68")	(37.94")	60" (59.97")	66" (65.68")	72" (71.97")
	24" (23.97")	30" (29.68")	(42.337")	60" (59.97")	66" (65.68")	72" (71.97")
42" (41.97")	30" (29.97")	18" (17.68")	(38.717")	60" (59.97")	66" (65.68")	72" (71.97")
	30" (29.97")	24" (23.68")	(42.37")	60" (59.97")	66" (65.68")	72" (71.97")
	30" (29.97")	30" (29.68")	(46.425")	60" (59.97")	66" (65.68")	72" (71.97")
48" (47.97")	30" (29.97")	18" (17.68")	(38.717")	60" (59.97")	66" (65.68")	72" (71.97")
	30" (29.97")	24" (23.68")	(42.37")	60" (59.97")	66" (65.68")	72" (71.97")
	30" (29.97")	30" (29.68")	(46.425")	60" (59.97")	66" (65.68")	72" (71.97")

#### Modesty Panel Options (Side View)

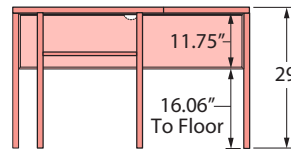
Full Height Modesty



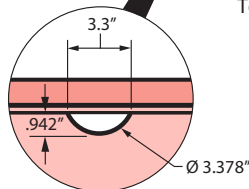
$\frac{3}{4}$  Height Modesty



$\frac{1}{2}$  Height Modesty



Optional  
Scalloped  
Wireway  
(Centered on  
Modesty)

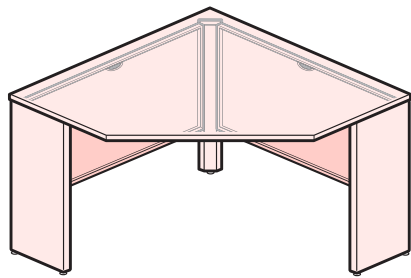


#### Note

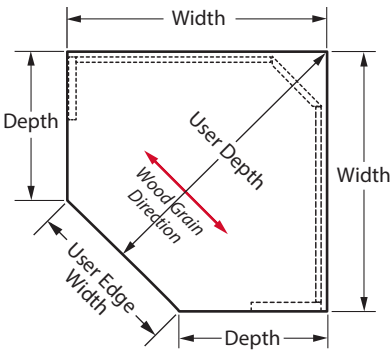
- Optional Scalloped Wireway may be specified for wire management through the Modesty Panel(s).
- Optional guest modesty panel matches color, height and cable management selections for modesty panel.

Product Details – Dimensions

X Series – Corner  
(Shown with ¾ Height Modesty Panels)



Plan View

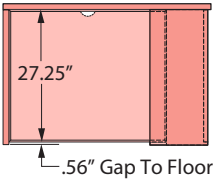


Dimensions – Nominal (Actual)

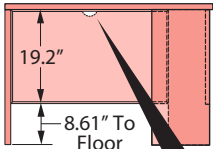
WIDTH	DEPTH	USER DEPTH	USER EDGE WIDTH
36" (35.97")	18" (17.68")	(37.94")	(25.87")
	24" (23.68")	(42.18")	(17.38")
42" (41.97")	18" (17.68")	(42.18")	(34.35")
	24" (23.68")	(46.22")	(25.87")
	30" (29.68")	(46.22")	(17.38")
48" (47.97")	18" (17.68")	(46.42")	(42.84")
	24" (23.68")	(50.66")	(34.35")
	30" (29.68")	(50.66")	(25.87")

Modesty Panel Options (Front View)

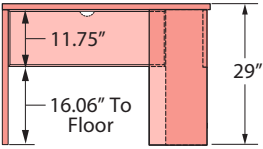
Full Height Modesty



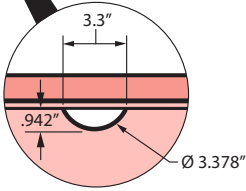
¾ Height Modesty



½ Height Modesty



Optional  
Scalloped  
Wireway  
(Centered on  
Modesty)



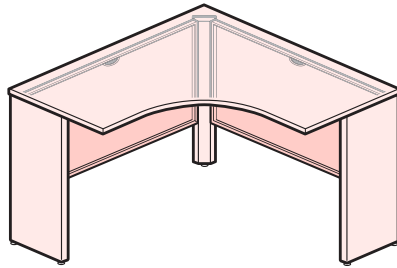
**Note** • Optional Scalloped Wireway may be specified for wire management through the Modesty Panels.



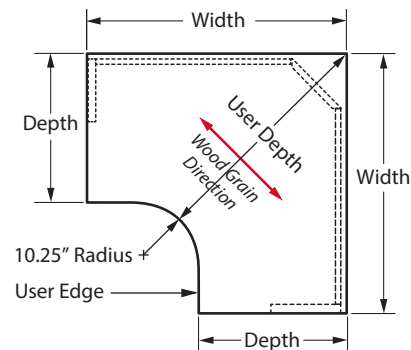
## Product Details – Dimensions

### X Series – Curved Wrap-Around Corner

(Shown with  $\frac{3}{4}$  Height Modesty Panels)



Plan View

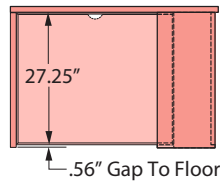


#### Dimensions – Nominal (Actual)

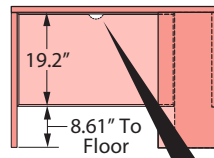
WIDTH	DEPTH	USER DEPTH	RADIUS
36" (35.97")	18" (17.68")	(29.25")	(10.25")
	24" (23.68")	(37.73")	(10.25")
42" (41.97")	18" (17.68")	(29.25")	(10.25")
	24" (23.68")	(37.73")	(10.25")
	30" (29.68")	(46.22")	(10.25")
48" (47.97")	18" (17.68")	(29.25")	(10.25")
	24" (23.68")	(37.73")	(10.25")
	30" (29.68")	(46.22")	(10.25")

#### Modesty Panel Options (Front View)

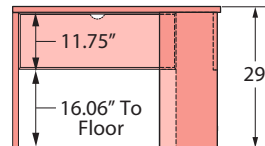
Full Height Modesty



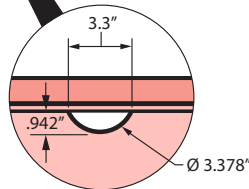
$\frac{3}{4}$  Height Modesty



$\frac{1}{2}$  Height Modesty



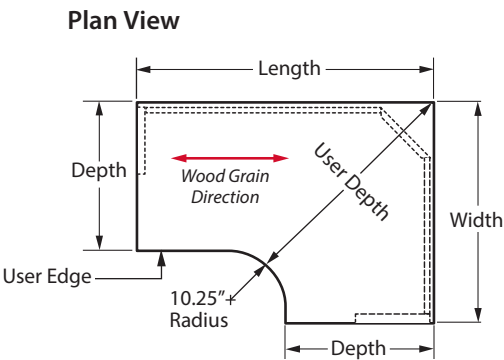
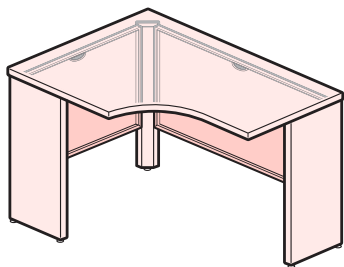
Optional  
Scalloped  
Wireway  
(Centered on  
Modesty)



**Note** • Optional Scalloped Wireway may be specified for wire management through the Modesty Panels.

Product Details – Dimensions

X Series – Curved Wrap-Around Extended Corner  
(Shown with ¾ Height Modesty Panels)

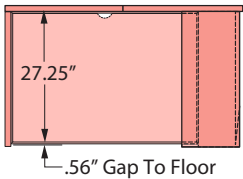


Dimensions – Nominal (Actual)

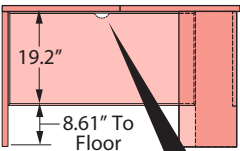
WIDTH	LENGTH	DEPTH	USER DEPTH	RADIUS
36" (35.97")	48" (47.97")	18" (17.68")	(29.25")	(10.25")
		24"(23.68")	(37.73")	(10.25")

Modesty Panel Options (Front View)

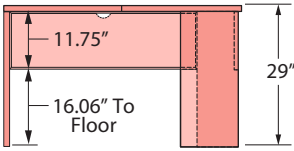
Full Height Modesty



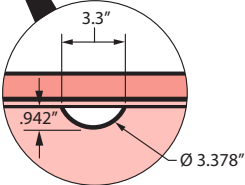
¾ Height Modesty



⅓ Height Modesty



Optional  
Scalloped  
Wireway  
(Centered on  
Modesty)

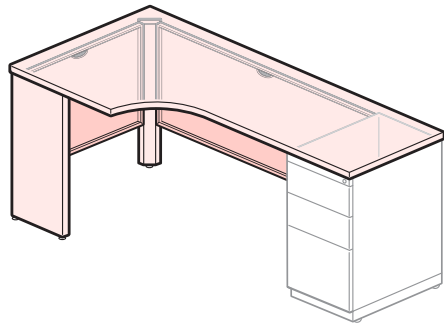


**Note** • Optional Scalloped Wireway may be specified for wire management through the Modesty Panels.

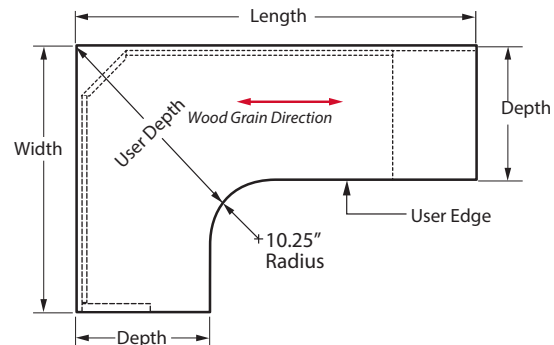
## Product Details – Dimensions

### X Series – Curved Wrap-Around Extended with Pedestal

(Right Hand Shown with  $\frac{3}{4}$  Height Modesty Panels)



Plan View

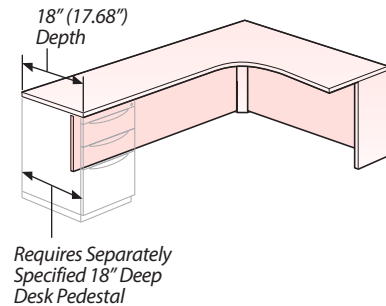


#### Dimensions – Nominal (Actual)

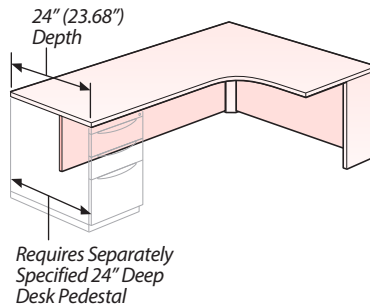
WIDTH	DEPTH	USER DEPTH	LENGTHS	
36" (35.97")	18" (17.68")	(29.249")	60" (59.97")	72" (71.97")
	24" (23.68")	(37.734")	60" (59.97")	72" (71.97")
48" (47.97")	18" (17.68")	(29.249")	60" (59.97")	72" (71.97")
	24" (23.68")	(37.734")	60" (59.97")	72" (71.97")
	30" (29.68")	(46.22")	60" (59.97")	72" (71.97")

#### Pedestal Depths

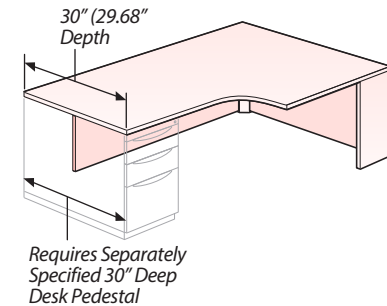
##### 18" Nominal Depth



##### 24" Nominal Depth

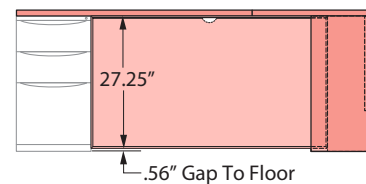


##### 30" Nominal Depth

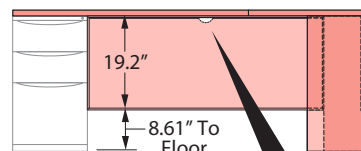


#### Modesty Panel Options (Front View)

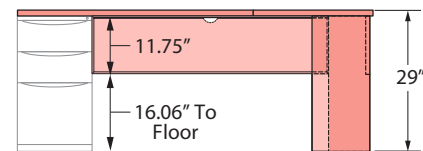
##### Full Height Modesty



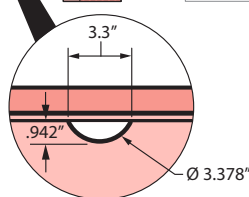
##### $\frac{3}{4}$ Height Modesty



##### $\frac{1}{2}$ Height Modesty



Optional Scalloped Wireway (Centered on Modesty)

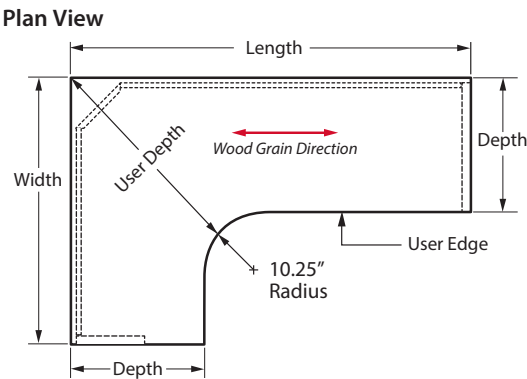
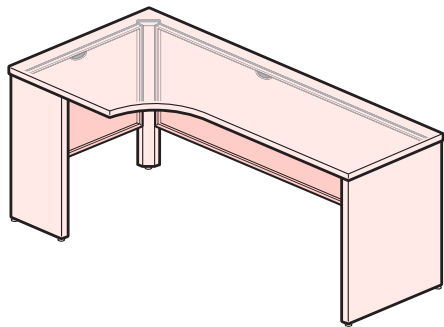


#### Note

- The Curved Wrap-Around Extended with Pedestal requires a separately specified X Series or V Series Desk Pedestal (left or right).
- Optional Scalloped Wireway may be specified for wire management through the Modesty Panels.

Product Details – Dimensions

X Series – Curved Wrap-Around Extended with Full End Panel  
(Right Hand Shown with ¾ Height Modesty Panels)

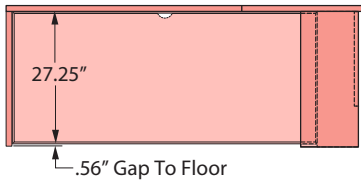


Dimensions – Nominal (Actual)

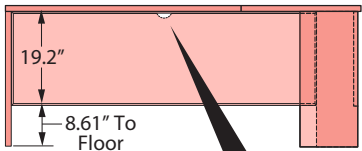
WIDTH	DEPTH	USER DEPTH	LENGTHS	
36" (35.97")	18" (17.68")	(29.249")	60" (59.97")	72" (71.97")
	24"(23.68")	(37.734")	60" (59.97")	72" (71.97")
48" (47.97")	18" (17.68")	(29.249")	60" (59.97")	72" (71.97")
	24"(23.68")	(37.734")	60" (59.97")	72" (71.97")
	30" (29.68")	(46.22")	60" (59.97")	72" (71.97")

Modesty Panel Options (Front View)

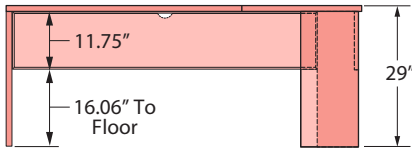
Full Height Modesty



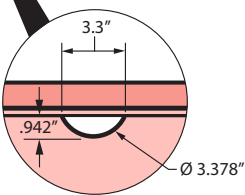
¾ Height Modesty



⅓ Height Modesty



Optional  
Scalloped  
Wireway  
(Centered on  
Modesty)

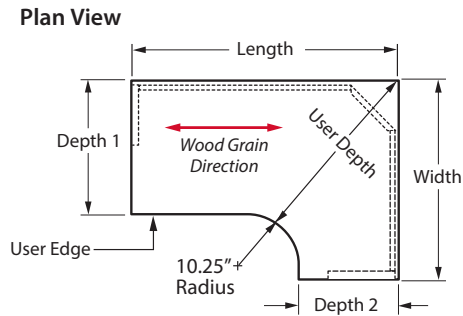
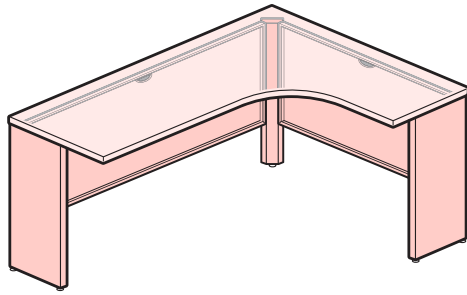


**Note** • Optional Scalloped Wireway may be specified for wire management through the Modesty Panels.

## Product Details – Dimensions

### X Series – Curved Wrap-Around – Extended Transitional Corner

(Left Hand Shown with  $\frac{3}{4}$  Height Modesty Panels)

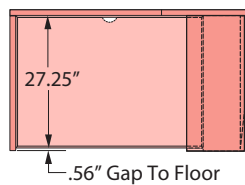


#### Dimensions – Nominal (Actual)

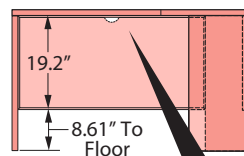
WIDTH	DEPTH 1	DEPTH 2	USER DEPTH	LENGTH
36" (35.97")	18" (17.68")	24" (23.68")	(33.697")	48" (47.97")
	24" (23.68")	18" (17.68")	(33.697")	48" (47.97")
36" (35.97")	24" (23.68")	30" (29.68")	42.149")	48" (47.97")

#### Modesty Panel Options (Front View)

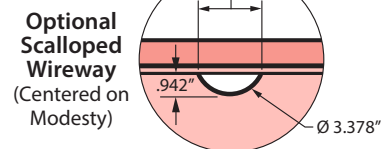
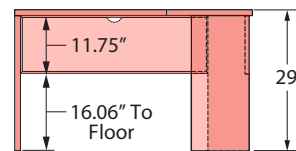
##### Full Height Modesty



##### $\frac{3}{4}$ Height Modesty



##### $\frac{1}{2}$ Height Modesty

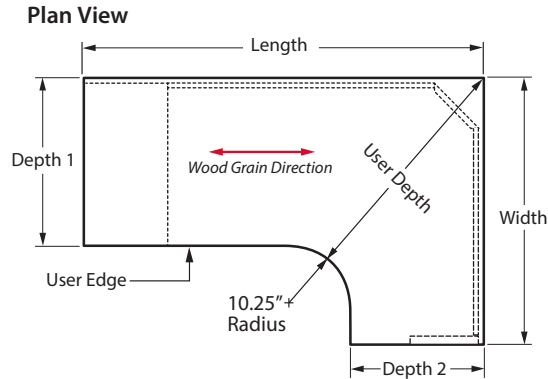
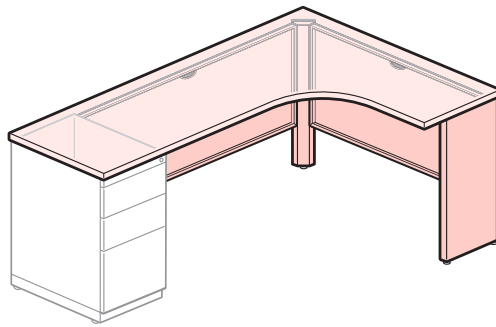


**Note** • Optional Scalloped Wireway may be specified for wire management through the Modesty Panels.

## Product Details – Dimensions

### X Series – Curved Wrap-Around with Pedestal – Extended Transitional Corner

(Left Hand Shown with  $\frac{3}{4}$  Height Modesty Panels)

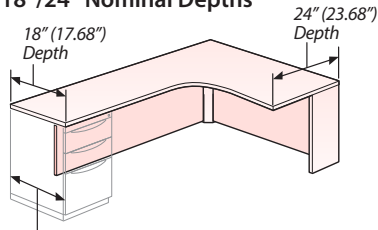


#### Dimensions – Nominal (Actual)

WIDTH	DEPTH 1	DEPTH 2	USER DEPTH	LENGTH	
36" (35.97")	18" (17.68")	24" (23.68")	(33.697")	60" (59.97")	72" (71.97")
	24" (23.68")	18" (17.68")	(33.697")	60" (59.97")	72" (71.97")
36" (35.97")	24" (23.68")	30" (29.68")	(42.149")	60" (59.97")	72" (71.97")
48" (47.97")	24" (23.68")	18" (17.68")	(33.697")	60" (59.97")	72" (71.97")
	18" (17.68")	24" (23.68")	(33.697")	60" (59.97")	72" (71.97")
48" (47.97")	30" (29.68")	24" (23.68")	(42.149")	60" (59.97")	72" (71.97")
	24" (23.68")	30" (29.68")	(42.149")	60" (59.97")	72" (71.97")

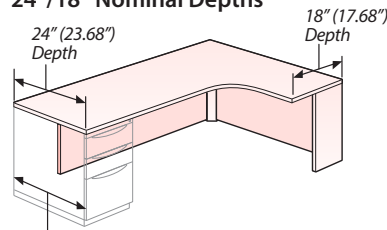
#### Pedestal Depths

##### 18"/24" Nominal Depths



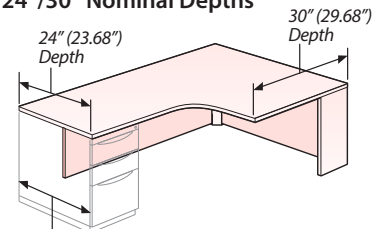
Requires Separately Specified  
18" Deep Desk Pedestal

##### 24"/18" Nominal Depths



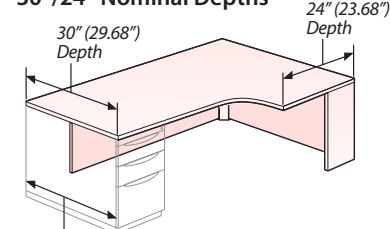
Requires Separately Specified  
24" Deep Desk Pedestal

##### 24"/30" Nominal Depths



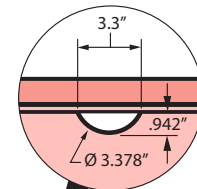
Requires Separately Specified  
24" Deep Desk Pedestal

##### 30"/24" Nominal Depths



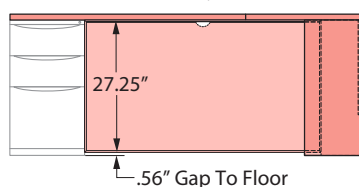
Requires Separately Specified  
30" Deep Desk Pedestal

#### Optional Scalloped Wireway (Centered on Modesty)

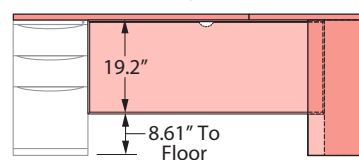


#### Modesty Panel Options (Front View)

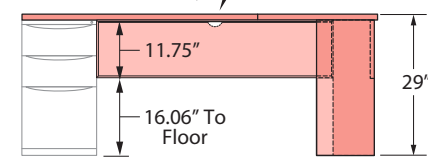
##### Full Height Modesty



##### $\frac{3}{4}$ Height Modesty



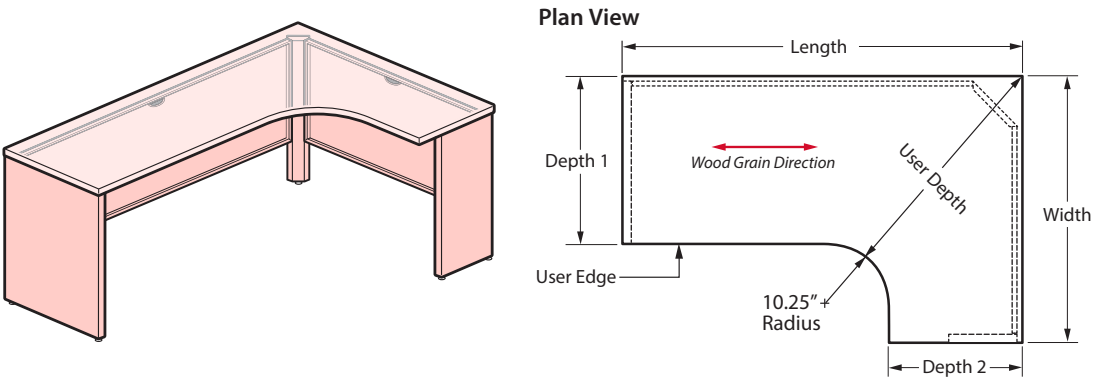
##### $\frac{1}{2}$ Height Modesty



- Note**
- The Curved Wrap-Around Extended Transitional with Pedestal requires a separately specified Desk Pedestal.
  - Optional Scalloped Wireway may be specified for wire management through the Modesty Panels.

Product Details – Dimensions

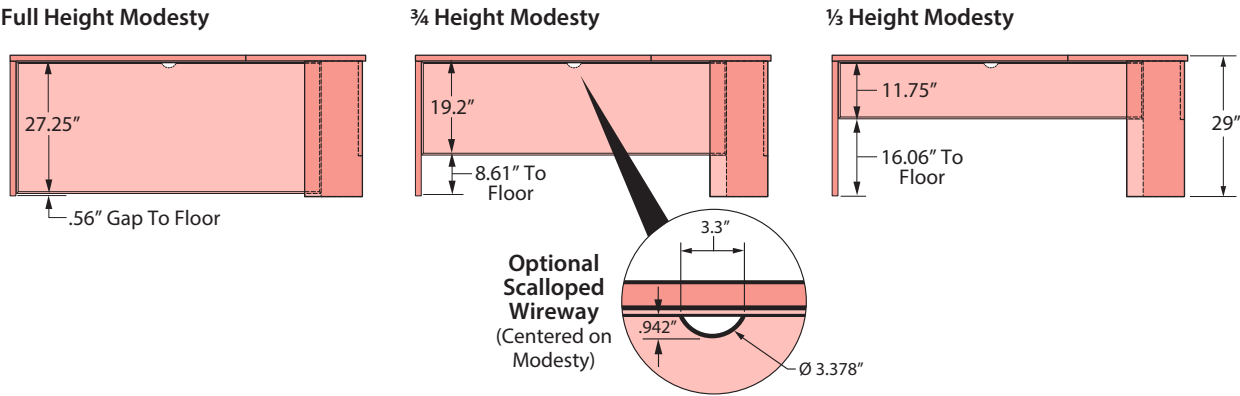
X Series – Curved Wrap-Around with Full End Panel – Extended Transitional Corner  
(Left Hand Shown with ¾ Height Modesty Panels)



Dimensions – Nominal (Actual)

WIDTH	DEPTH 1	DEPTH 2	USER DEPTH	LENGTH
36" (35.97")	18" (17.68")	24" (23.68")	(33.697")	60" (59.97") 72" (71.97")
	24" (23.68")	18" (17.68")	(33.697")	60" (59.97") 72" (71.97")
36" (35.97")	24" (23.68")	30" (29.68")	(42.149")	60" (59.97") 72" (71.97")
48" (47.97")	24" (23.68")	18" (17.68")	(33.697")	60" (59.97") 72" (71.97")
	18" (17.68")	24" (23.68")	(33.697")	60" (59.97") 72" (71.97")
48" (47.97")	30" (29.68")	24" (23.68")	(42.149")	60" (59.97") 72" (71.97")
	24" (23.68")	30" (29.68")	(42.149")	60" (59.97") 72" (71.97")

Modesty Panel Options (Front View)



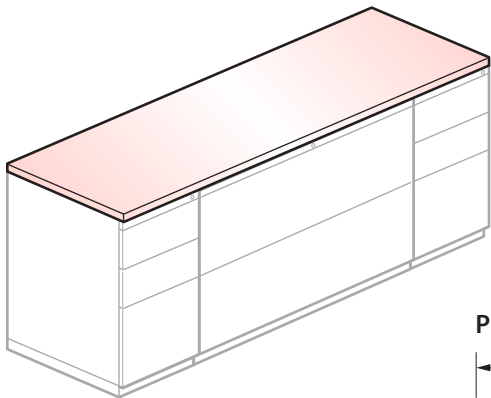
**Note** • Optional Scalloped Wireway may be specified for wire management through the Modesty Panels.



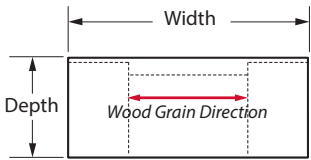
## Product Details – Dimensions

### X Series – Credenza Top

Shown with separately specified Attached Box/Box/File Pedestal – Attached Lateral – Attached Box/Box/File Pedestal



Plan View



Dimensions – Nominal (Actual)

THICKNESS	DEPTH	WIDTHS
1 3/16"	24" (23.68")	60" (59.97")
		66" (65.97")
		72" (71.97")
		78" (77.97")
		84" (83.97")

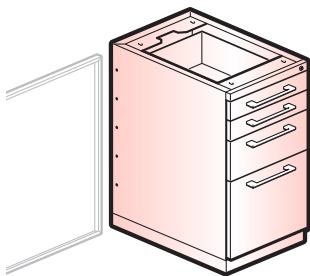
- Note

  - Specify X Series or V Series Attached Storage pieces separately.
- Tip

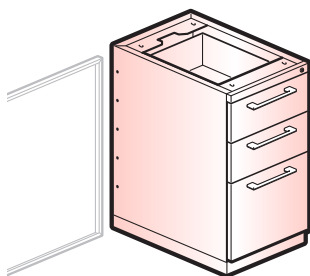
  - Not for use with Desk Pedestals due to modesty panel mounting holes on side of the pedestal.

## Product Details – Dimensions

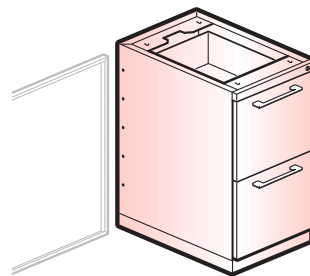
### X Series – Desk Pedestals (Right Hand Shown)



Pencil/Pencil/Box/File



Box/Box/File

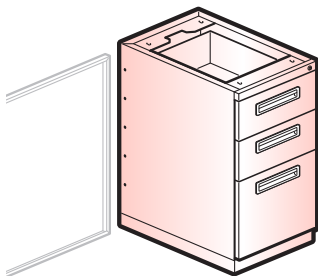


File/File

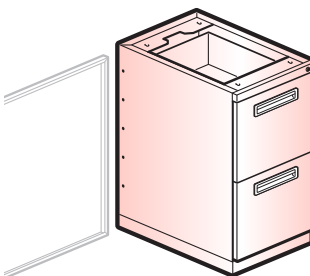
#### Dimensions (Actual)

DEPTH	HEIGHT	WIDTH
17"	27 ½"	15"
23"	27 ½"	15"
29"	27 ½"	15"

### V Series – Desk Pedestals (Right Hand Shown)



Box/Box/File



File/File

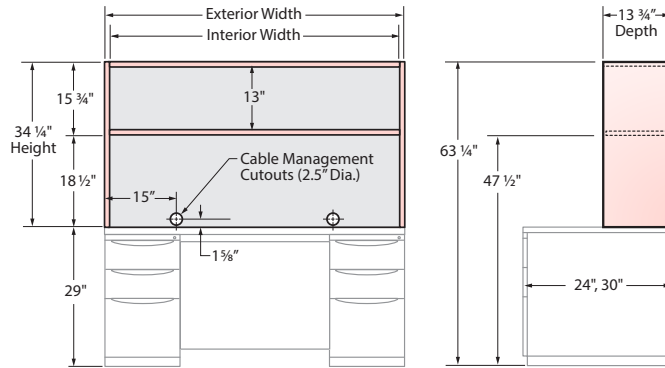
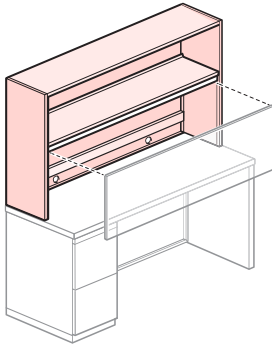
#### Dimensions (Actual)

DEPTH	HEIGHT	WIDTH
17"	27 ½"	15"
23"	27 ½"	15"
29"	27 ½"	15"

## Product Details – Dimensions

### X Series – Vertical Storage Units

#### Open Front – Vertical Storage Unit



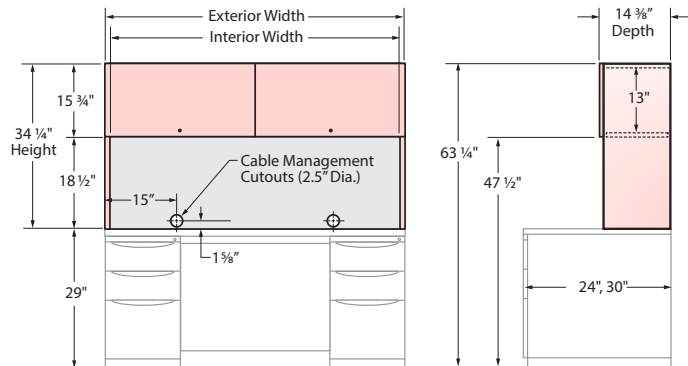
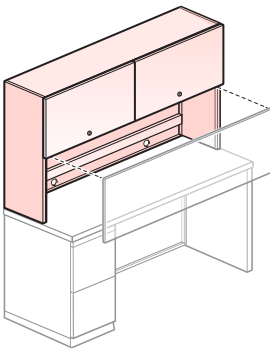
#### Dimensions – Nominal (Actual) – With Laminate/Wood End Panels

WIDTH	INTERIOR WIDTH
48" (47.94")	(44.75")
60" (59.94")	(56.75")
66" (65.94")	(62.75")
72" (71.94")	(68.75")

#### Dimensions – Nominal (Actual) – with Steel End Panels

WIDTH	INTERIOR WIDTH
48" (47.94")	(46.25")
60" (59.94")	(58.25")
66" (65.94")	(64.25")
72" (71.94")	(70.25")

#### Flipper Door / Flipper Door Slow Close – Vertical Storage Unit



#### Dimensions – Nominal (Actual) – With Laminate/Wood End Panels

EXTERIOR WIDTH	INTERIOR WIDTH	# OF DOORS
48" (47.94")	(44.75")	1
60" (59.94")	(56.75")	2
66" (65.94")	(62.75")	2
72" (71.94")	(68.75")	2

#### Dimensions – Nominal (Actual) – with Steel End Panels

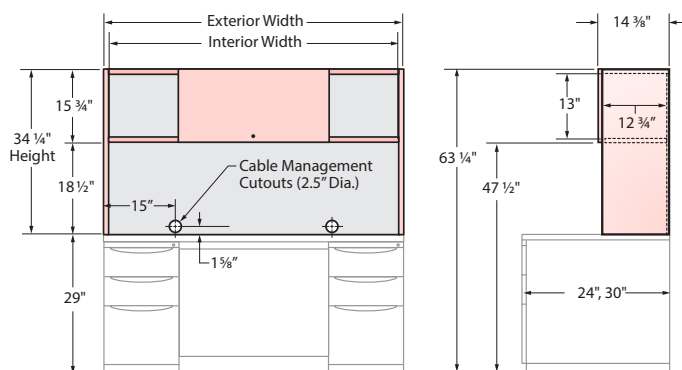
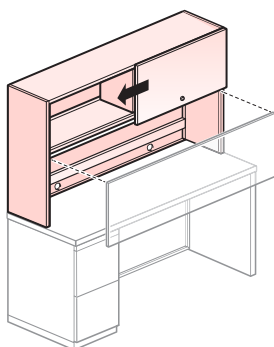
EXTERIOR WIDTH	INTERIOR WIDTH	# OF DOORS
48" (47.94")	(46.25")	1
60" (59.94")	(58.25")	1
66" (65.94")	(64.25")	2
72" (71.94")	(70.25")	2

**Notes** • Tackboards must be separately specified.

## Product Details – Dimensions

### X Series – Vertical Storage Units

#### Single Sliding Door – Vertical Storage Unit



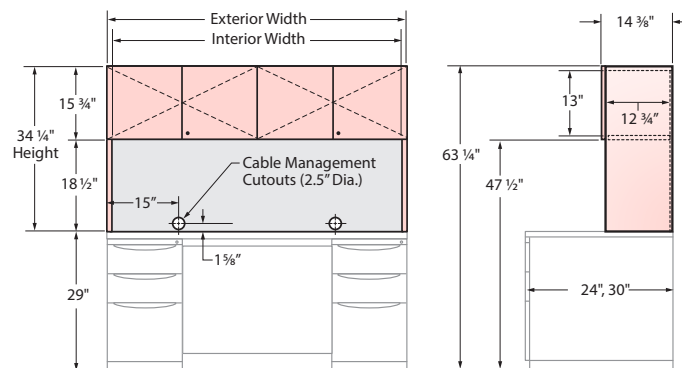
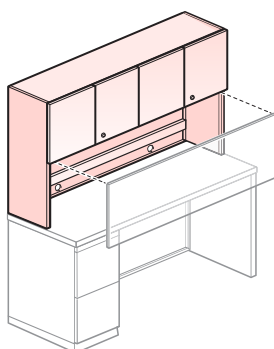
#### Dimensions – Nominal (Actual) – With Laminate/Wood End Panels

WIDTH	INTERIOR WIDTH	# OF DOORS
48" (47.94")	(44.75")	1
60" (59.94")	(56.75")	1
66" (65.94")	(62.75")	1
72" (71.94")	(68.75")	1

#### Dimensions – Nominal (Actual) – with Steel End Panels

WIDTH	INTERIOR WIDTH	# OF DOORS
48" (47.94")	(46.25")	1
60" (59.94")	(58.25")	1
66" (65.94")	(64.25")	1
72" (71.94")	(70.25")	1

#### Closed Vertical Storage Unit – Hinged Door



#### Dimensions – Nominal (Actual) – with Steel End Panels

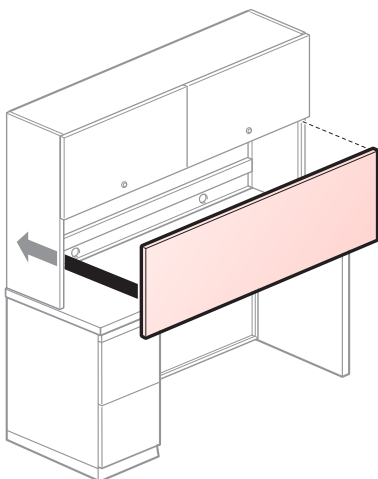
WIDTH	INTERIOR WIDTH	# OF DOORS
48" (47.94")	(46.25")	4
60" (59.94")	(58.25")	4
66" (65.94")	(64.25")	4
72" (71.94")	(70.25")	4

**Notes** • Tackboards must be separately specified.

## Product Details – Dimensions

### X Series – Vertical Storage Units

#### Vertical Storage Unit Tackboard



#### Dimensions – Nominal (Actual)

##### Tackboard for VSUs with Steel End Panels

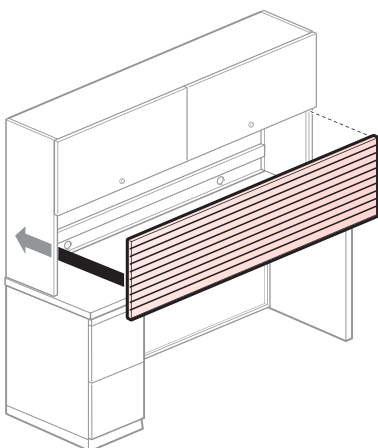
WIDTH	HEIGHT	# OF SECTIONS
48" (46.3")	17.25"	1
60" (58.3")	17.25"	1
66" (32.2" Each Piece)	17.25"	2
72" (35.2" Each Piece)	17.25"	2

#### Dimensions – Nominal (Actual)

##### Tackboard for VSUs with Laminate or Veneer End Panels

WIDTH	HEIGHT	# OF SECTIONS
48" (44.5")	17.25"	1
60" (56.5")	17.25"	1
66" (31.2" Each Piece)	17.25"	2
72" (34.2" Each Piece)	17.25"	2

#### Vertical Storage Unit Slat Rail



#### Dimensions – Nominal (Actual)

##### Slat Rail for VSUs with Steel End Panels

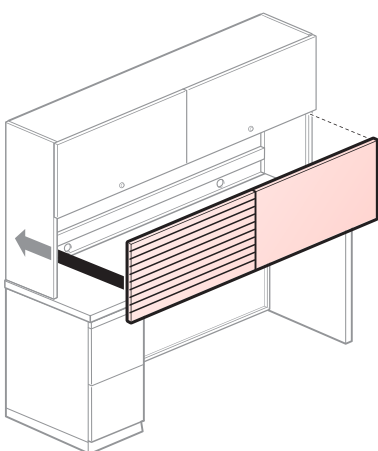
WIDTH	HEIGHT	# OF SECTIONS
48" (46.3")	17.25"	1
60" (58.3")	17.25"	1
66" (32.2" Each Piece)	17.25"	2
72" (35.2" Each Piece)	17.25"	2

#### Dimensions – Nominal (Actual)

##### Tackboard for VSUs with Laminate or Veneer End Panels

WIDTH	HEIGHT	# OF SECTIONS
48" (44.5")	17.25"	1
60" (56.5")	17.25"	1
66" (31.2" Each Piece)	17.25"	2
72" (34.2" Each Piece)	17.25"	2

#### Vertical Storage Unit Slat Rail / Tackboard



#### Dimensions – Nominal (Actual)

##### Slat Rail / Tackboard for VSUs with Steel End Panels

WIDTH	HEIGHT	# OF SECTIONS
66" (32.2" Each Piece)	17.25"	2
72" (35.2" Each Piece)	17.25"	2

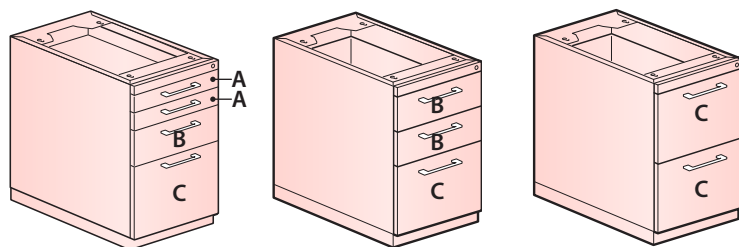
#### Dimensions – Nominal (Actual)

##### Slat Rail / Tackboard for VSUs with Laminate or Veneer End Panels

WIDTH	HEIGHT	# OF SECTIONS
66" (31.2" Each Piece)	17.25"	2
72" (34.2" Each Piece)	17.25"	2

## Product Details – Dimensions

### X Series – 2H Attached Pedestals



2H –  
Pencil/Pencil/Box/File

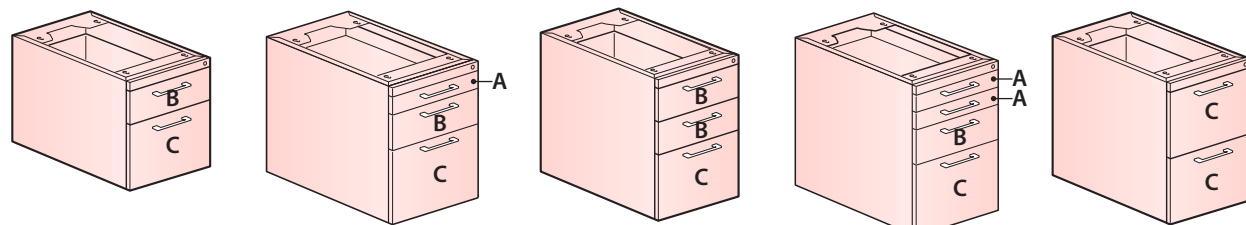
2H –  
Box/Box/File

2H –  
File/File

#### Dimensions (Actual)

	HEIGHT	DEPTH OPTIONS			WIDTH
2H PEDESTAL (Exterior Dimensions)	27 1/2"	17"	23"	29"	15"
(A) PENCIL DRAWER (Interior Dimensions)	2 5/8"	14 15/16"	20 15/16"	26 15/16"	12 3/8"
(B) BOX DRAWER INTERIOR (Interior Dimensions)	5"	14 1/4"	20 1/4"	26 1/4"	12 1/2"
(C) FILE DRAWER INTERIOR (Interior Dimensions)	10 1/4"	14 1/4"	20 1/4"	26 1/4"	12 1/2"

### X Series – Suspended Pedestals



19 5/8" High –  
Box/File

22 5/8" High –  
Pencil/Box/File

25 5/8" High –  
Box/Box/File

25 5/8" High –  
Pencil/Pencil/  
Box/File

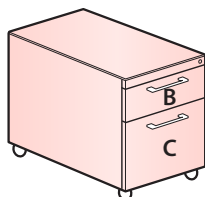
25 5/8" High –  
File/File

#### Dimensions (Actual)

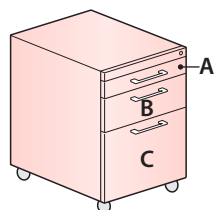
	HEIGHT	DEPTH OPTIONS		WIDTH
BOX/FILE (Exterior Dimensions)	19 5/8"	17"	23"	15"
PENCIL/BOX/FILE (Exterior Dimensions)	22 5/8"	17"	23"	15"
BOX/BOX/FILE (Exterior Dimensions)	25 5/8"	17"	23"	15"
PENCIL/PENCIL/BOX/FILE (Exterior Dimensions)	25 5/8"	17"	23"	15"
FILE/FILE (Exterior Dimensions)	25 5/8"	17"	23"	15"
(A) PENCIL DRAWER (Interior Dimensions)	2 5/8"	14 15/16"	20 15/16"	12 3/8"
(B) BOX DRAWER (Interior Dimensions)	5"	14 1/4"	20 1/4"	12 1/2"
(C) FILE DRAWER (Interior Dimensions)	10 1/4"	14 1/4"	20 1/4"	12 1/2"

## Product Details – Dimensions


### X Series – Mobile Pedestals



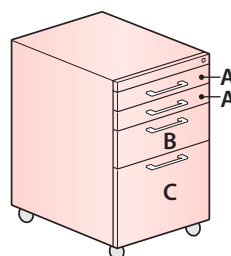
21 1/2" High –  
Box/File




24 1/2" High –  
Pencil/Box/File



27 1/2" High –  
Box/Box/File



27 1/2" High –  
Pencil/Pencil/Box/File

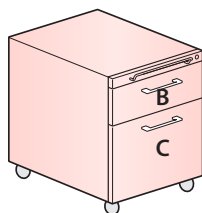


27 1/2" High –  
File/File

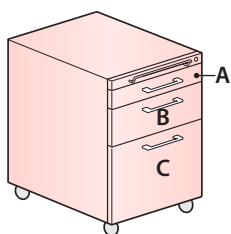
#### Dimensions (Actual)

	HEIGHT	DEPTH OPTIONS			WIDTH
BOX/FILE (Exterior Dimensions)	21 1/2"	17"	23"	N/A	15"
PENCIL/BOX/FILE (Exterior Dimensions)	24 1/2"	17"	23"	N/A	15"
BOX/BOX/FILE (Exterior Dimensions)	27 1/2"	17"	23"	29"	15"
PENCIL/PENCIL/BOX/FILE (Exterior Dimensions)	27 1/2"	17"	23"	N/A	15"
FILE/FILE (Exterior Dimensions)	27 1/2"	17"	23"	29"	15"
(A) PENCIL DRAWER (Interior Dimensions)	2 5/8"	14 15/16"	20 15/16"	26 15/16"	12 3/8"
(B) BOX DRAWER (Interior Dimensions)	5"	14 1/4"	20 1/4"	26 1/4"	12 1/2"
(C) FILE DRAWER (Interior Dimensions)	10 1/4"	14 1/4"	20 1/4"	26 1/4"	12 1/2"

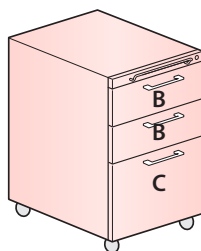
### X Series – Tug Pedestals



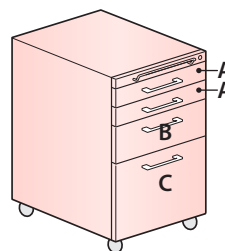
21 3/4" High –  
Box/File




24 3/4" High –  
Pencil/Box/File



27 3/4" High –  
Box/Box/File



27 3/4" High –  
Pencil/Pencil/Box/File



27 3/4" High –  
File/File

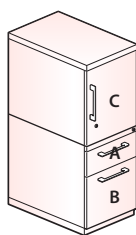
#### Dimensions (Actual)

	HEIGHT	DEPTH OPTIONS			WIDTH
BOX/FILE (Exterior Dimensions)	21 3/4"	17"	23"	N/A	15"
PENCIL/BOX/FILE (Exterior Dimensions)	24 3/4"	17"	23"	29"	15"
BOX/BOX/FILE (Exterior Dimensions)	27 3/4"	17"	23"	29"	15"
PENCIL/PENCIL/BOX/FILE (Exterior Dimensions)	27 3/4"	17"	23"	29"	15"
FILE/FILE (Exterior Dimensions)	27 3/4"	17"	23"	29"	15"
(A) PENCIL DRAWER (Interior Dimensions)	2 5/8"	14 15/16"	20 15/16"	26 15/16"	12 3/8"
(B) BOX DRAWER (Interior Dimensions)	5"	14 1/4"	20 1/4"	26 1/4"	12 1/2"
(C) FILE DRAWER (Interior Dimensions)	10 1/4"	14 1/4"	20 1/4"	26 1/4"	12 1/2"



## Product Details – Dimensions

### X Series – 15" Wide Personal Storage Towers – 3H

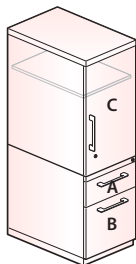


#### Dimensions (Actual)

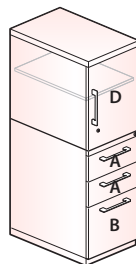
	HEIGHT	DEPTH	WIDTH
<b>3H PERSONAL STORAGE TOWER (Exterior Dimensions)</b>	40 ½"	23 ⅝"	15"
<b>(A) BOX DRAWER (Interior Dimensions)</b>	5"	20 ¼"	12 ½"
<b>(B) FILE DRAWER (Interior Dimensions)</b>	10 ¼"	20 ¼"	12 ½"
<b>(C) STORAGE WITH HINGED DOOR (Interior Dimensions)</b> • No Shelf included, not predrilled with holes.	16 ⅜"	22 ⅜"	14 ⅞"

3H – Hinged Door/Box/File  
(Right Hand Door)

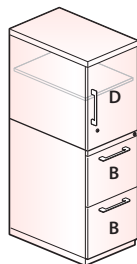
### X Series – 15" Wide Personal Storage Towers – 4H



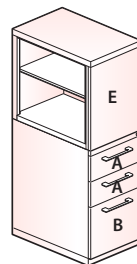
4H – Hinged Door/Box/  
File (Right Hand Door)



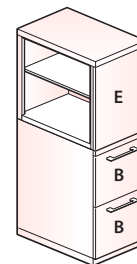
4H – Hinged Door/Box/  
File (Right Hand Door)



4H – Hinged Door/Box/  
File (Right Hand Door)



4H – Bookcase/Box/Box/  
File (Left Facing Bookcase)

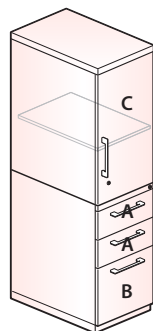


4H – Bookcase/File/File  
(Left Facing Bookcase)

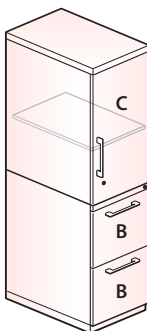
#### Dimensions (Actual)

	HEIGHTS		DEPTH	WIDTH
<b>4H PERSONAL STORAGE TOWER (Exterior Dimensions)</b>	48 ½"	51 ½"	23 ⅝"	15"
<b>(A) BOX DRAWER (Interior Dimensions)</b>	5"	5"	20 ¼"	12 ½"
<b>(B) FILE DRAWER (Interior Dimensions)</b>	10 ¼"	10 ¼"	20 ¼"	12 ½"
<b>(C) STORAGE WITH HINGED DOOR – Box/File Configuration (Interior Dimensions)</b> • Above Box/File configuration • Includes one removable shelf located 12 ½" from the bottom compartment.	25 ⅜"	28 ⅜"	22 ⅞"	14 ⅜"
<b>(D) STORAGE WITH HINGED DOOR (Interior Dimensions)</b> • Above Box/Box/File or File/File configurations • Includes one removable shelf located 12 ½" from the bottom compartment.	19 ⅜"	22 ⅜"	22 ⅞"	14 ⅜"
<b>(E) SIDE FACING BOOKCASE (Interior Dimensions)</b> • Includes one adjustable shelf that adjusts in 3 ⅛" increments • Lowest Shelf mounting position – 4 ¼" from the bottom of compartment • Highest Shelf mounting position – 4 ⅝" from the top of compartment	18 ⅝"	21 ⅝"	14 15/16"	20 15/16"

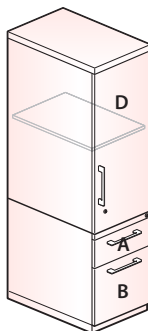
### X Series – 15" Wide Personal Storage Towers – 5H



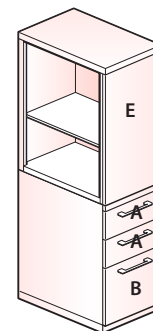
5H – Hinged Door/Box/  
File (Right Hand Door)



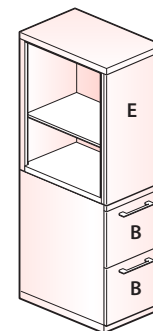
5H – Hinged Door/Box/  
File (Right Hand Door)



5H – Hinged Door/Box/  
File (Right Hand Door)



5H – Bookcase/Box/Box/  
File (Left Facing Bookcase)



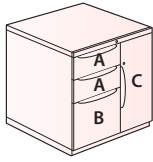
5H – Bookcase/File/File  
(Left Facing Bookcase)

#### Dimensions (Actual)

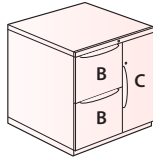
	HEIGHT	DEPTH	WIDTH
<b>5H PERSONAL STORAGE TOWER (Exterior Dimensions)</b>	56 ½"	23 ⅝"	15"
<b>(A) BOX DRAWER (Interior Dimensions)</b>	5"	20 ¼"	12 ½"
<b>(B) FILE DRAWER (Interior Dimensions)</b>	10 ¼"	20 ¼"	12 ½"
<b>(C) STORAGE WITH HINGED DOOR INTERIOR (Interior Dimensions)</b> • Above Box/Box/File or File/File configurations • Includes one removable shelf located 12 ½" from the bottom of the compartment	27 ⅜"	22 ⅞"	14 ⅜"
<b>(D) STORAGE WITH HINGED DOOR INTERIOR (Interior Dimensions)</b> • Above Box/File configuration • Includes two removable shelves • Lowest Shelf is located 12 ½" from the bottom of compartment • Highest Shelf is located 8" from the top of compartment	33 ⅜"	22 ⅞"	14 ⅜"
<b>(E) SIDE FACING BOOKCASE INTERIOR (Interior Dimensions)</b> • Includes one adjustable shelf that adjusts in 3 ⅛" increments • Lowest Shelf mounting position – 5" from the bottom of compartment • Highest Shelf mounting position – 5 ¾" from the top of compartment	26 ⅝"	14 15/16"	22 ⅜"

## Product Details – Dimensions

### X Series – 24" Wide Personal Storage Towers – 2H



2H – Box/Box/File – Valet

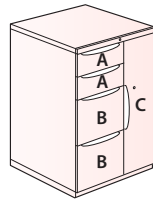
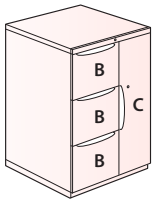
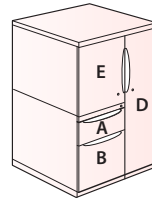


2H – File/File – Valet

#### Dimensions (Actual)

	HEIGHT	DEPTH	WIDTH
<b>2H PERSONAL STORAGE TOWER</b> (Exterior Dimensions)	27 1/2"	23 5/8"	24"
<b>(A) BOX DRAWER</b> (Interior Dimensions)	5"	20 1/4"	12 1/2"
<b>(B) FILE DRAWER</b> (Interior Dimensions)	10 1/4"	20 1/4"	12 1/2"
<b>(C) VALET</b> (Interior Dimensions)	24 3/8"	22 1/2"	8 3/4"

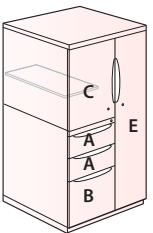
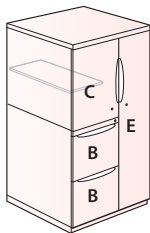
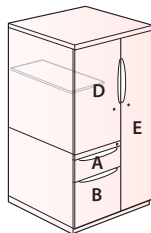
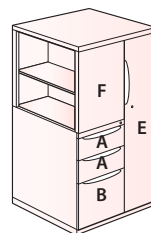
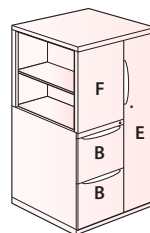
### X Series – 24" Wide Personal Storage Towers – 3H

3H – Box/Box/File/File – Valet  
Available Height: 39 1/2" (Only)3H – File/File/File – Valet  
Available Height: 39 1/2" (only)3H – Hinged Door/Box/File – Valet  
Available Height: 40 1/2" (only)

#### Dimensions (Actual)

	HEIGHTS		DEPTH	WIDTH
<b>3H PERSONAL STORAGE TOWER</b> (Exterior Dimensions)	39 1/2"	40 1/2"	23 5/8"	24"
<b>(A) BOX DRAWER</b> (Interior Dimensions)	5"	5"	20 1/4"	12 1/2"
<b>(B) FILE DRAWER</b> (Interior Dimensions)	10 1/4"	10 1/4"	20 1/4"	12 1/2"
<b>(C) 39 1/2" HIGH VALET</b> (Interior Dimensions) • Only with 39 1/2" high Box/Box/File/File or File/File/File Configurations • Includes one coat hook 34 1/4" from the bottom of the Valet.	36 1/4"	N/A	22 1/2"	8 3/4"
<b>(D) 40 1/2" HIGH VALET</b> (Interior Dimensions) • Only with 40 1/2" high Hinged Door/Box/File Configuration • Includes one coat rod 35 1/4" from the bottom of the Valet.	N/A	37 1/4"	22 1/8"	14 3/16"
<b>(E) STORAGE WITH HINGED DOOR</b> (Interior Dimensions)	N/A	16 3/16"	22 1/8"	14 3/16"

### X Series – 24" Wide Personal Storage Towers – 4H

4H – Hinged Door/  
Box/Box/File – Valet4H – Hinged Door/  
File/File – Valet4H – Bookcase/  
File/File – Valet4H – Bookcase/  
Box/Box/File – Valet4H – Bookcase/  
File/File – Valet

#### Dimensions (Actual)

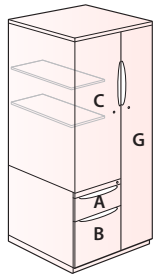
	HEIGHTS		DEPTH	WIDTH
<b>4H PERSONAL STORAGE TOWER</b> (Exterior Dimensions)	48 1/2"	51 1/2"	23 5/8"	24"
<b>(A) BOX DRAWER</b> (Interior Dimensions)	5"	5"	20 1/4"	12 1/2"
<b>(B) FILE DRAWER</b> (Interior Dimensions)	10 1/4"	10 1/4"	20 1/4"	12 1/2"
<b>(C) HINGED DOOR UPPER STORAGE</b> (Interior Dimensions) • Above Box/Box/File or File/File configurations • Includes one removable shelf that is 12 1/2" above the bottom of the compartment	19 3/16"	22 1/4"	22 1/8"	14 3/16"
<b>(D) HINGED DOOR UPPER STORAGE</b> (Interior Dimensions) • Above Box/File configuration • Includes one removable shelf that is 12 1/2" above the bottom of the compartment	25 1/4"	28 3/16"	22 1/8"	14 3/16"
<b>(E) VALET – INTERIOR</b> • Includes one coat rod – Coat rod is located 43 1/4" above the bottom of the compartment with 48 1/2" High Units – Coat rod is located 46 1/4" above the bottom of the compartment 51 1/2" High Units	45 1/2"	48 1/2"	22 13/16"	8 9/16"
<b>(F) SIDE FACING BOOKCASE</b> • Above Box/Box/File or File/File configurations	18 5/8"	21 5/8"	14 15/16"	22 3/16"
Number of adjustable shelves included (adjust in 3 1/8" increments)	1 Shelf	1 Shelf		
Lowest Shelf mounting position (inches from bottom of the compartment)	4 1/2"	4 7/16"		
Highest Shelf mounting position (inches from top of the compartment)	4 13/16"	4 7/8"		

#### Note

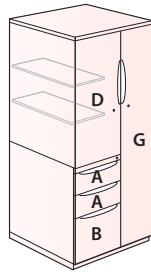
- Valet may be specified on left or right side – illustrations shown with valet on right side.
- 2H, 3H and 4H units with casters add 3" to overall height.
- 3H and 4H units with Translucent Top adds 2 3/4" to overall height.

## Product Details – Dimensions

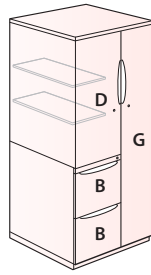
### X Series – 24" Wide Personal Storage Towers – 5H



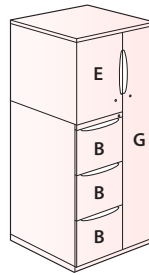
5H – Hinged Door/  
Box/File – Valet  
Available Height:  
56 1/2"



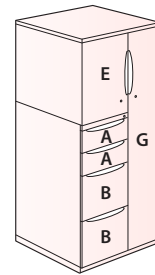
5H – Hinged Door/  
Box/Box/File – Valet  
Available Heights:  
56 1/2", 63 1/2", 64 1/2"



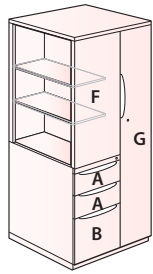
5H – Hinged Door/  
File/File – Valet  
Available Heights:  
56 1/2", 63 1/2", 64 1/2"



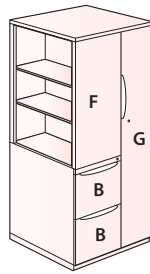
5H – Hinged Door/  
File/File/File – Valet  
Available Heights:  
63 1/2", 64 1/2"



5H – Hinged Door/  
Box/Box/File/File –  
Available Heights:  
63 1/2", 64 1/2"



5H – Bookcase/  
Box/Box/File – Valet  
Available Heights:  
56 1/2", 63 1/2", 64 1/2"



5H – Bookcase/  
File/File – Valet  
Available Heights:  
56 1/2", 63 1/2", 64 1/2"

#### Dimensions (Actual)

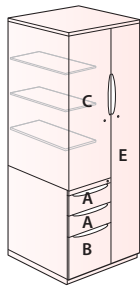
	HEIGHTS			DEPTH	WIDTH
<b>5H PERSONAL STORAGE TOWER (Exterior Dimensions)</b>	<b>56 1/2"</b>	<b>63 1/2"</b>	<b>64 1/2"</b>	<b>23 5/8"</b>	<b>24"</b>
<b>(A) BOX DRAWER (Interior Dimensions)</b>	5"	5"	5"	20 1/4"	12 1/2"
<b>(B) FILE DRAWER (Interior Dimensions)</b>	10 1/4"	10 1/4"	10 1/4"	20 1/4"	12 1/2"
<b>(C) HINGED DOOR UPPER STORAGE (Interior Dimensions)</b> Box/File Configuration	32 3/16"	N/A	N/A	22 1/8"	14 3/16"
Number of removable shelves included	2 Shelves	N/A	N/A		
Shelf 1 Location from bottom of compartment	12 1/2"	N/A	N/A		
Shelf 2 Location from top of compartment (if available)	8"	N/A	N/A		
<b>(D) HINGED DOOR UPPER STORAGE (Interior Dimensions)</b> Box/Box/File or File/File Configurations	27 3/16"	34 3/16"	35 3/16"	22 1/8"	14 3/16"
Number of removable shelves included	1 Shelf	2 Shelves	2 Shelves		
Shelf 1 Location from bottom of compartment	12 1/2"	12 1/2"	12 1/2"		
Shelf 2 Location from top of compartment (if available)	N/A	9"	10"		
<b>(E) HINGED DOOR UPPER STORAGE (Interior Dimensions)</b> File/File/File and Box/Box/File/File Configurations	N/A	40 1/4"	41 3/16"	22 1/8"	14 3/16"
Number of removable shelves included	N/A	2	2		
Shelf 1 Location from bottom of compartment	N/A	12 1/2"	12 1/2"		
Shelf 2 Location from top of compartment	N/A	15"	16"		
<b>(F) SIDE FACING BOOKCASE (Interior Dimensions)</b> Box/Box/File or File/File Configurations	26 5/8"	33 5/8"	34 5/8"	14 15/16"	22 3/16"
Number of adjustable shelves included – 56 1/2" high units adjust in 3 1/8" increments – 63 1/2" and 64 1/2" high units adjust in 6 3/16" increments	2 Shelves	2 Shelves	2 Shelves		
Lowest Shelf mounting position (inches from bottom of the compartment)	5"	7"	7 1/2"		
Highest Shelf mounting position (inches from top of the compartment)	5 3/4"	7 1/16"	8 3/16"		
<b>(G) VALET (Interior Dimensions)</b> Includes one coat rod	53 1/2"	60 1/2"	61 1/2"	22 13/16"	8 9/16"
Coat Rod location (inches from bottom of the compartment)	51 1/4"	58 1/4"	59 1/4"		

#### Note

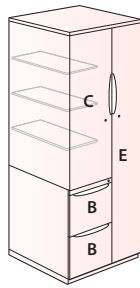
- Valet may be specified on left or right side – illustrations shown with valet on right side)
- 5H units with casters add 3" to overall height.
- 5H units with Translucent Top adds 2 3/4" to overall height.

## Product Details – Dimensions

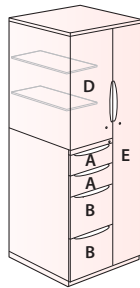
### X Series – 24" Wide Personal Storage Towers – 6H



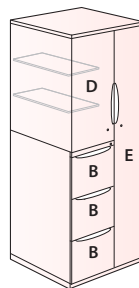
Hinged Door/  
Box/Box/File – Valet



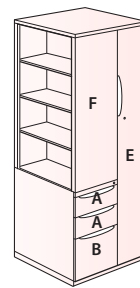
Hinged Door/  
File/File – Valet



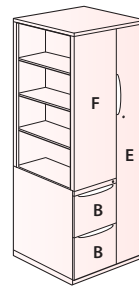
Hinged Door/Box/  
Box/File – Valet



Bookcase/File/  
File/File – Valet



Bookcase/Box/  
Box/File – Valet



Bookcase/File/  
File – Valet

#### Dimensions (Actual)

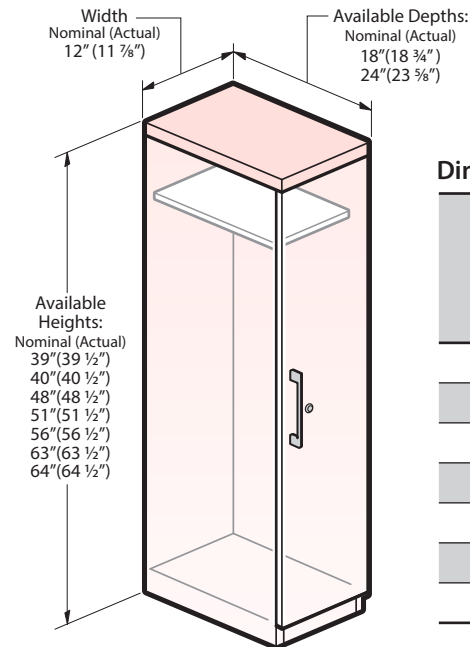
	HEIGHT	DEPTH	WIDTH
<b>6H PERSONAL STORAGE TOWER (Exterior Dimensions)</b>	73 1/2"	23 5/8"	24"
<b>(A) BOX DRAWER (Interior Dimensions)</b>	5"	20 1/4"	12 1/2"
<b>(B) FILE DRAWER (Interior Dimensions)</b>	10 1/4"	20 1/4"	12 1/2"
<b>(C) HINGED DOOR UPPER STORAGE (Interior Dimensions)</b> Box/Box/File or File/File Configurations • Includes three removable shelves • Lowest Shelf position – 12 5/16" from the bottom of compartment • Middle Shelf position – 25 3/16" from the bottom of the compartment • Highest Shelf position – 6 3/8" from the top of compartment	44 1/4"	22 1/8"	14 3/16"
<b>(D) HINGED DOOR UPPER STORAGE (Interior Dimensions)</b> Box/Box/File/File or File/File/File Configurations • Includes two removable shelves • Lowest Shelf position – 12 1/2" from the bottom of compartment • Highest Shelf position – 7" from the top of compartment	50 3/16"	22 1/8"	14 3/16"
<b>(E) VALET (Interior Dimensions)</b> • Includes one coat rod 68 1/4" from the bottom of the Valet.	70 1/2"	22 13/16"	8 9/16"
<b>(F) SIDE FACING BOOKCASE (Interior Dimensions)</b> Box/Box/File or File/File Configurations • Includes three adjustable shelf that adjusts in 6 5/16" increments • Lowest Shelf mounting position – 5 1/16" from the bottom of compartment • Highest Shelf mounting position – 6 3/8" from the top of compartment	49 5/8"	14 1 5/16"	22 3/16"

#### Note

- Valet may be specified on left or right side – illustrations shown with valet on right side.
- 6H units with casters add 3" to overall height.
- 6H units with Translucent Top adds 2 3/4" to overall height.

## Product Details – Dimensions

### X Series – Single Lockers – 12" Wide – Single Compartment

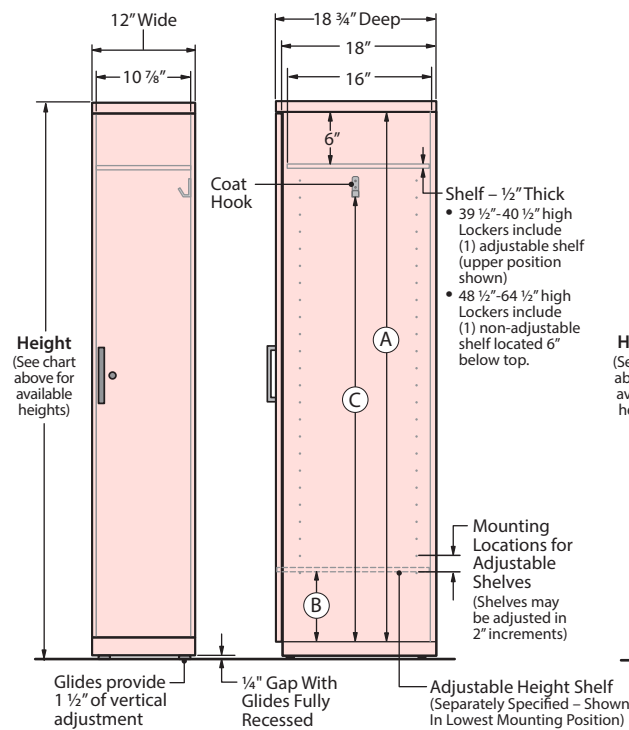


Dimensions (Actual)

Locker Exterior Height	A Locker Interior Height	B Adjustable Shelf Height in Lowest Position	C Coat Hook Height		D Coat Rod Height (23 5/8" Deep Lockers only)
			18 3/4" Deep Lockers	23 5/8" Deep Lockers	
39 1/2"	36 1/2"	2 1/2"	32 1/16"	30 5/8"	34 1/16"
40 1/2"	37 1/2"	3"	33 1/16"	31 5/8"	35 1/16"
48 1/2"	45"	7"	35 7/16"	33 1/16"	37 1/8"
51 1/2"	48"	8 1/2"	38 7/16"	36 1/16"	40 1/8"
56 1/2"	53"	7"	43 7/16"	41 1/16"	45 1/8"
63 1/2"	60"	8 1/2"	50 7/16"	48 1/16"	52 1/8"
64 1/2"	61"	7"	51 7/16"	49 1/16"	53 1/8"

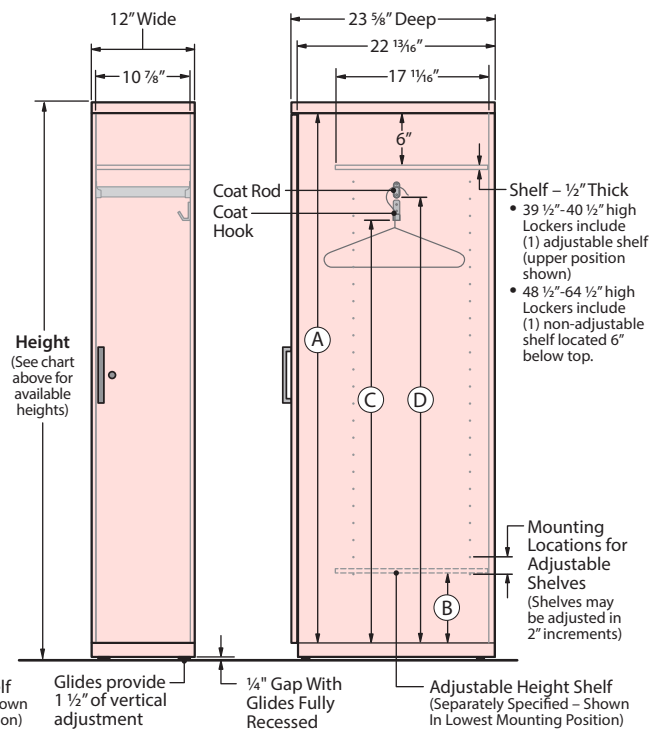
18 3/4" Deep Locker  
Front View

Side View



23 5/8" Deep Locker  
Front View

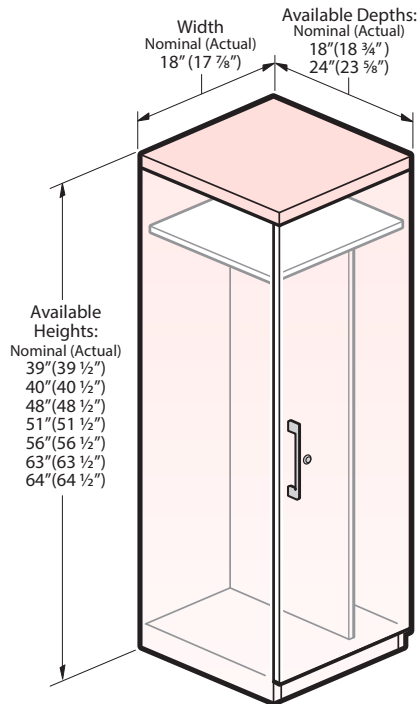
Side View



- Note**
- 12" Wide Lockers can not be used as a freestanding unit, they must be attached to a system panel, wall or ganged to another locker for stability.
  - Locker Depth determines Coat Hook/Coat Rod availability:
    - 18 3/4" Deep Lockers include one Coat Hook.
    - (18 3/4" Depth Locker is **NOT** deep enough for accommodate standard hangers)
    - 23 5/8" Deep Lockers include one Coat Rod and one Coat Hook and may be installed with either.
    - (23 5/8" Depth Locker is deep enough to accommodate Standard Hangers which must be field supplied)
  - Locker Height determines shelf type:
    - 39 1/2"-40 1/2" high Lockers include one Adjustable Shelf which may be raised or lowered in 2" increments.
    - 48 1/2"-64 1/2" high Lockers include one Non-Adjustable Shelf located 6" below top.
  - 12" Wide Single Lockers are designed to work with the separately specified adjustable height Locker Shelf, which is may be raised or lowered in 2" increments.

## Product Details – Dimensions

### X Series – Single Lockers – 18" Wide



#### Shelf/Divider Configurations

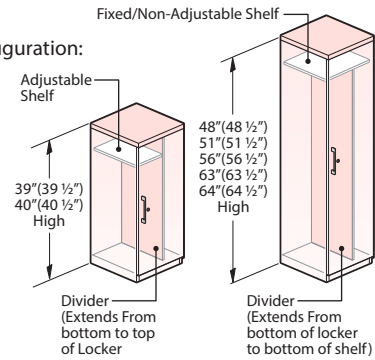
- Locker Height determines Shelf/Divider Configuration:

##### 39 1/2"-40 1/2" High Lockers

- Vertical Divider extends from the bottom of the locker to the top of the locker.
- Includes (1) Adjustable Shelf which can be installed in the shelf section (may be raised or lowered in 2" increments).

##### 48 1/2"-64 1/2" High Lockers

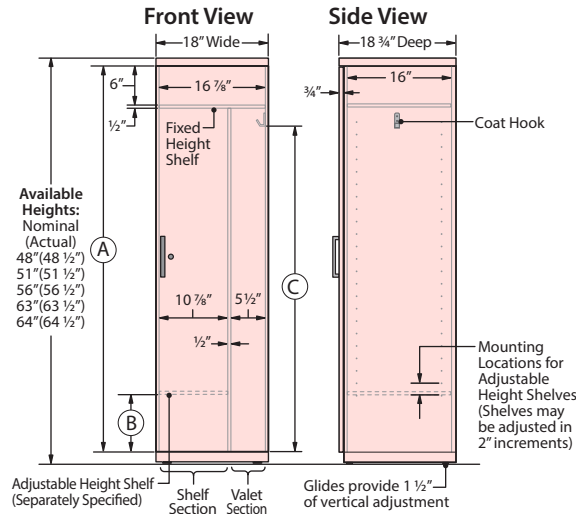
- Includes (1) Fixed/Non-Adjustable Shelf which is located 6" below the top.
- Vertical Divider extends from the bottom of the locker to the bottom of the shelf.



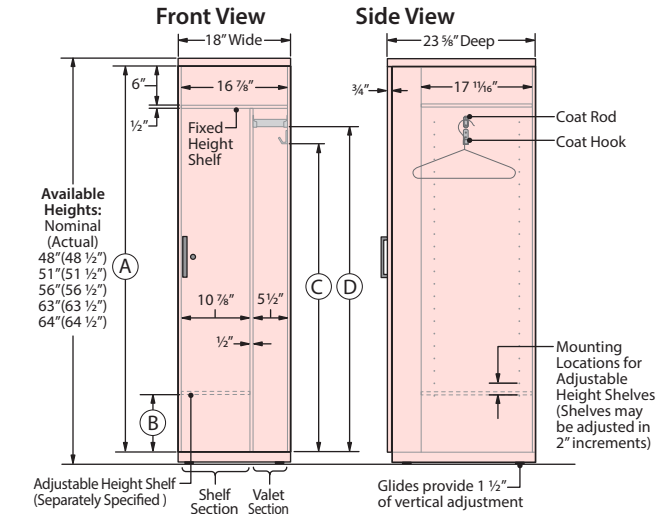
#### Dimensions (Actual)

Locker Exterior Height	A Locker Interior Height	B Adjustable Shelf Height in Lowest Position	C Coat Hook Height		D Coat Rod Height (23 3/8" Deep Lockers only)
			18 3/4" Deep Lockers	23 3/8" Deep Lockers	
39 1/2"	36 1/2"	4 1/2"	32 1/16"	30 5/8"	34 1/16"
40 1/2"	37 1/2"	5"	33 1/16"	31 5/8"	35 1/16"
48 1/2"	45"	9"	35 7/16"	33 1/16"	37 1/8"
51 1/2"	48"	10 1/2"	38 7/16"	36 1/16"	40 1/8"
56 1/2"	53"	9"	43 7/16"	41 1/16"	45 1/8"
63 1/2"	60"	10 1/2"	50 7/16"	48 1/16"	52 1/8"
64 1/2"	61"	9"	51 7/16"	49 1/16"	53 1/8"

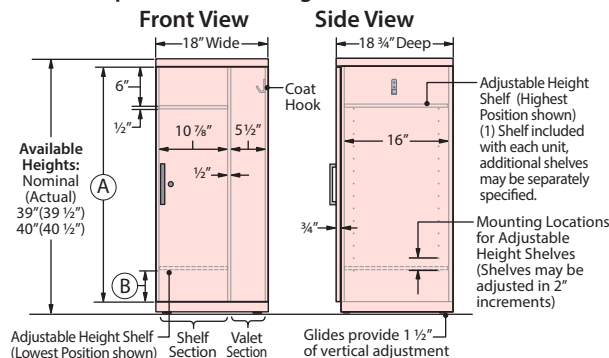
#### Single Locker – 18" Wide 18 3/4" Deep / 48 1/2"-64 1/2" High



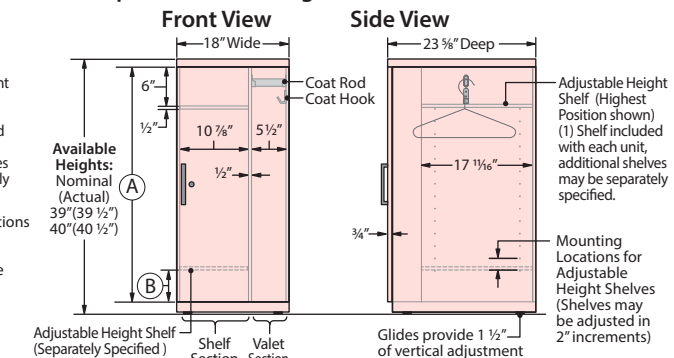
#### Single Locker – 18" Wide 23 3/8" Deep / 48 1/2"-64 1/2" High



#### Single Locker – 18" Wide 18 3/4" Deep / 39 1/2"-40 1/2" High



#### Single Locker – 18" Wide 18 3/4" Deep / 39 1/2"-40 1/2" High



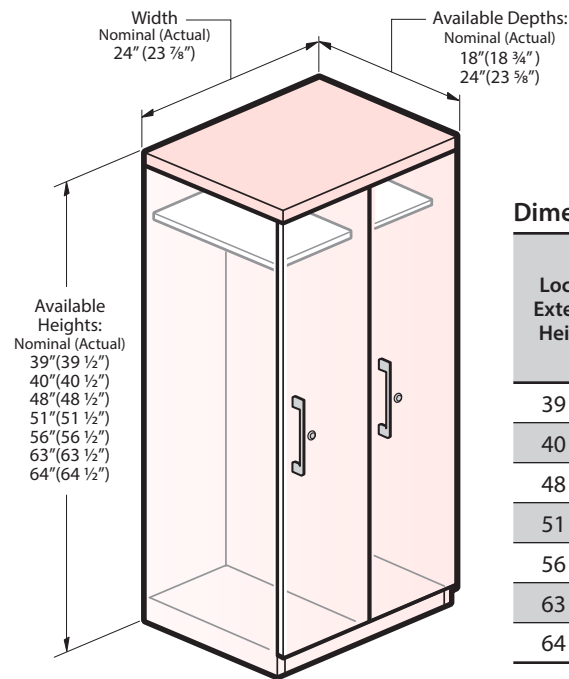
#### Note

- Locker Depth determines Coat Hook/Coat Rod availability:
- 18 3/4" Deep Lockers include (1) Coat Hook. (18 3/4" Depth Locker is **NOT** deep enough for accommodate standard hangers)
- 23 3/8" Deep Lockers include (1) Coat Rod and (1) Coat Hook. (23 3/8" Depth Locker can accommodate field supplied standard hangers).



## Product Details – Dimensions

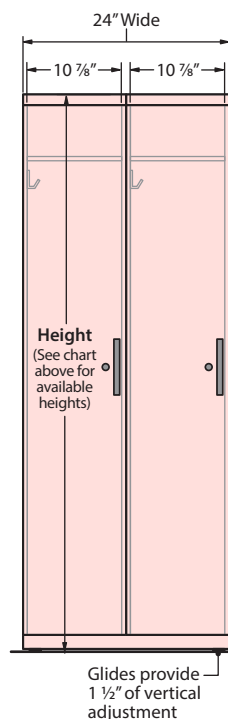
### X Series – Double Lockers



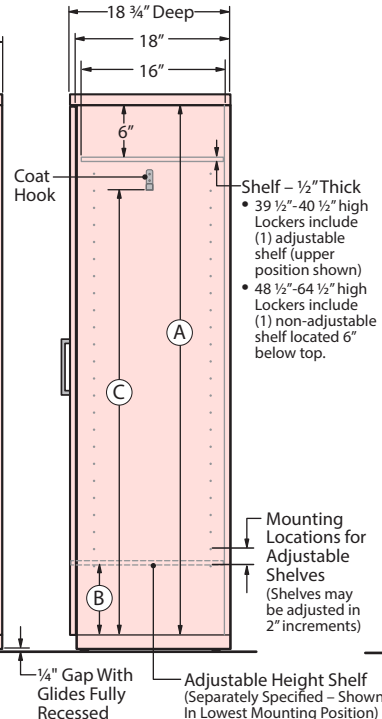
Dimensions (Actual)

Locker Exterior Height	A Locker Interior Height	B Adjustable Shelf Height in Lowest Position	C Coat Hook Height		D Coat Rod Height (23 3/8\" Deep Lockers only)
			18 3/4\" Deep Lockers	23 3/8\" Deep Lockers	
39 1/2\"	36 1/2\"	2 1/2\"	32 1/16\"	30 5/8\"	34 1/16\"
40 1/2\"	37 1/2\"	3\"	33 1/16\"	31 5/8\"	35 1/16\"
48 1/2\"	45\"	7\"	35 7/16\"	33 1/16\"	37 1/8\"
51 1/2\"	48\"	8 1/2\"	38 7/16\"	36 1/16\"	40 1/8\"
56 1/2\"	53\"	7\"	43 7/16\"	41 1/16\"	45 1/8\"
63 1/2\"	60\"	8 1/2\"	50 7/16\"	48 1/16\"	52 1/8\"
64 1/2\"	61\"	7\"	51 7/16\"	49 1/16\"	53 1/8\"

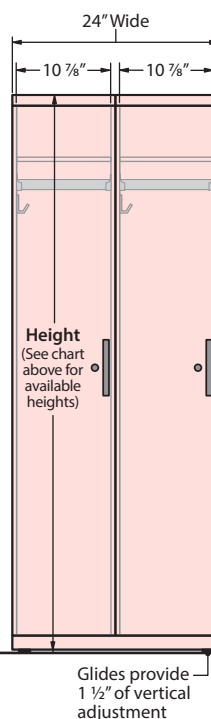
18 3/4\" Deep Locker  
Front View



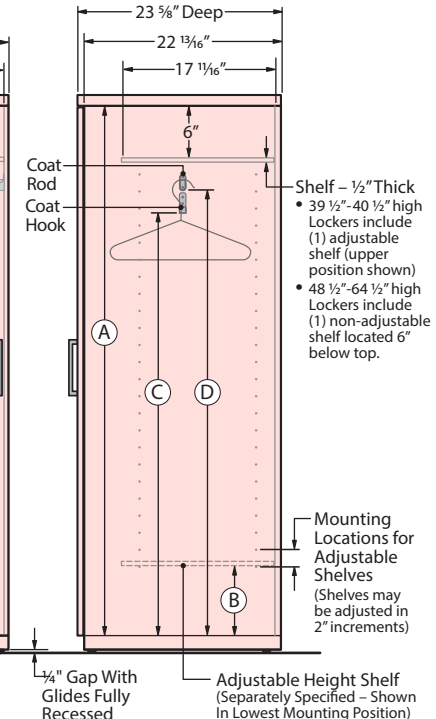
Side View



23 3/8\" Deep Locker  
Front View



Side View



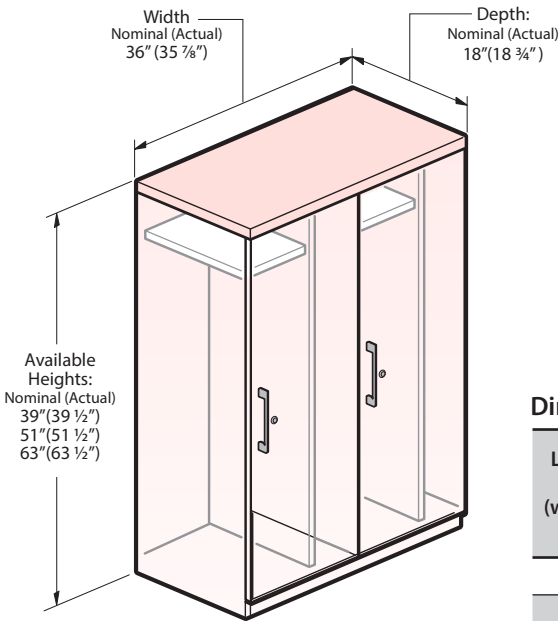
#### Note

- Locker Depth determines Coat Hook/Coat Rod availability:
  - 18 3/4\" Deep Lockers include one Coat Hook.
  - (18 3/4\" Depth Locker is **NOT** deep enough for accommodate standard hangers)
  - 23 3/8\" Deep Lockers include one Coat Rod and one Coat Hook.
  - (23 3/8\" Depth Locker is deep enough to accommodate Standard Hangers which must be field supplied)
- Locker Height determines Shelf type:
  - 39 1/2\"-40 1/2\" high Lockers include one Adjustable Shelf which may be raised or lowered in 2\" increments.
  - 48 1/2\"-64 1/2\" high Lockers include one Non-Adjustable Shelf located 6\" below top.
- Compartments are designed to work with the separately specified adjustable height Locker Shelf, which is may be raised or lowered in 2\" increments.



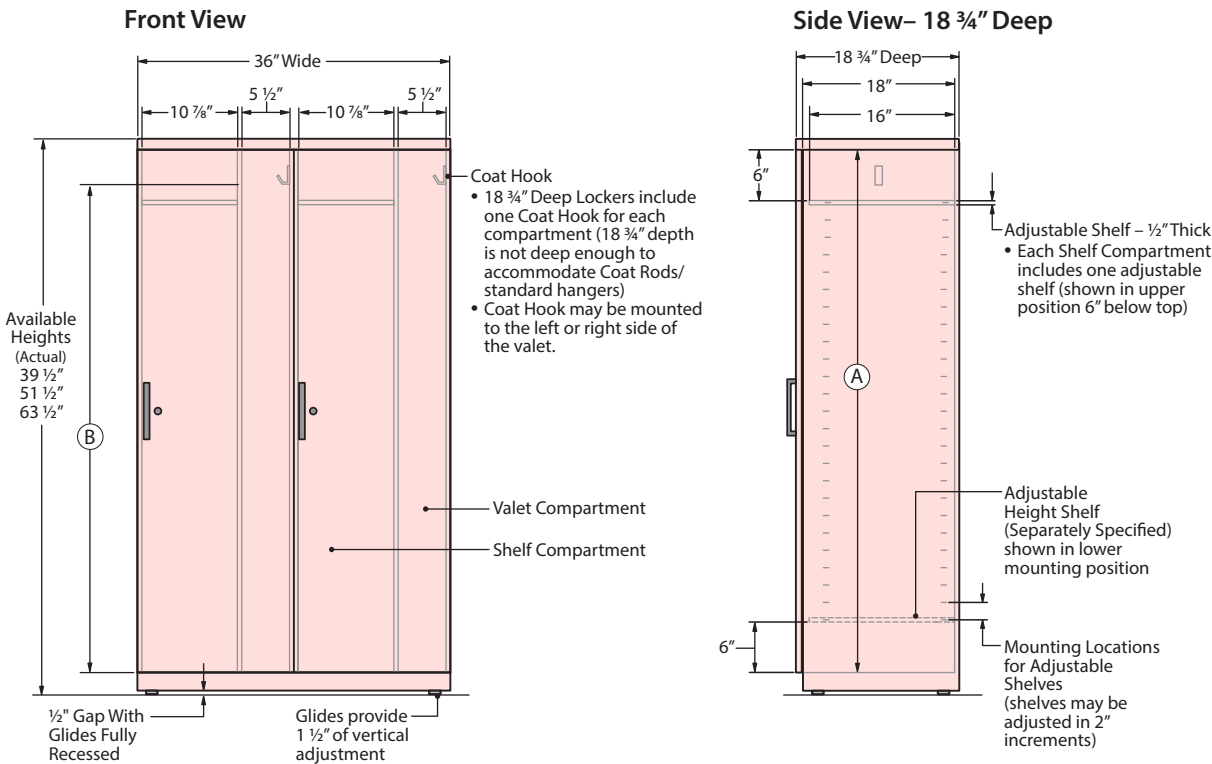
Product Details – Dimensions

X Series – Double Group Lockers



Dimensions (Actual)

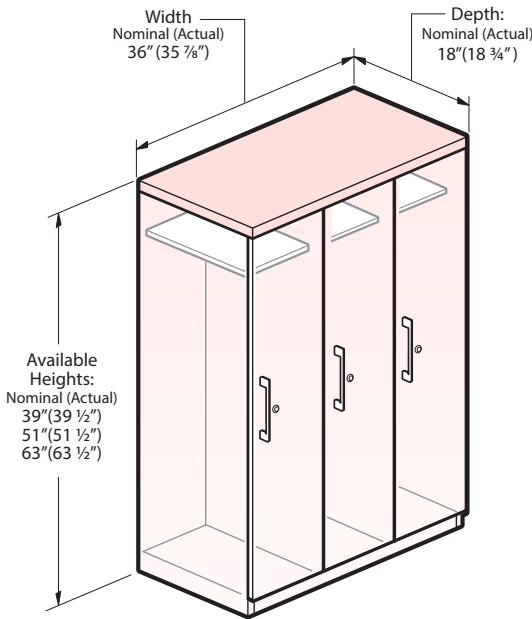
Locker Exterior Height (with glides fully recessed)	Locker Interior Height	Coat Hook Height
	(A)	(B)
39 1/2"	36 1/2"	29 5/8"
51 1/2"	48"	41 5/8"
63 1/2"	60"	54 5/8"



**Note** • Shelf compartment is designed to work with the separately specified adjustable height Locker Shelf, which is may be raised or lowered in 2" increments.

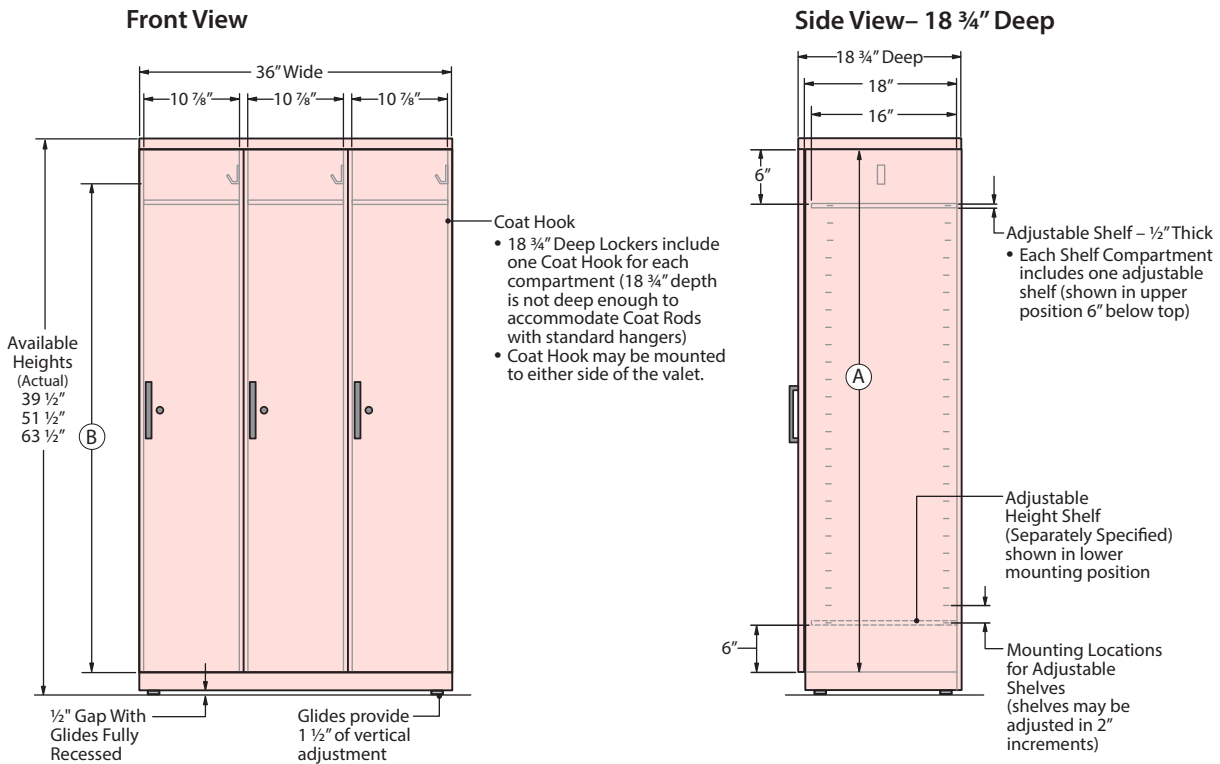
# Product Details – Dimensions

## X Series – Triple Group Lockers



Dimensions (Actual)

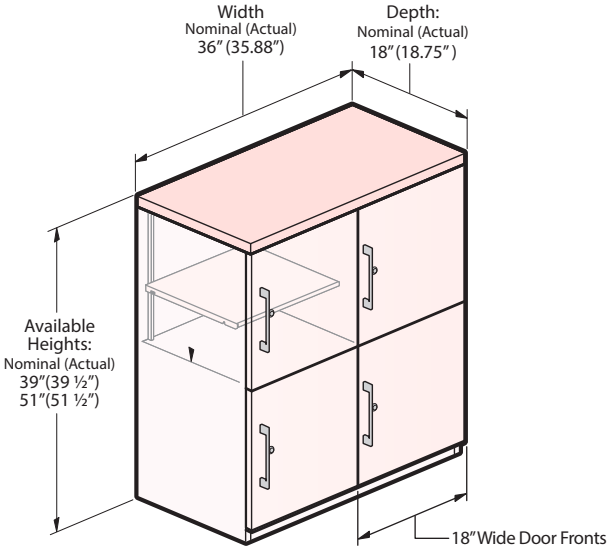
Locker Exterior Height (with glides fully recessed)	Locker Interior Height	Coat Hook Height
	(A)	(B)
39 1/2"	36 1/2"	29 5/8"
51 1/2"	48"	41 5/8"
63 1/2"	60"	54 5/8"



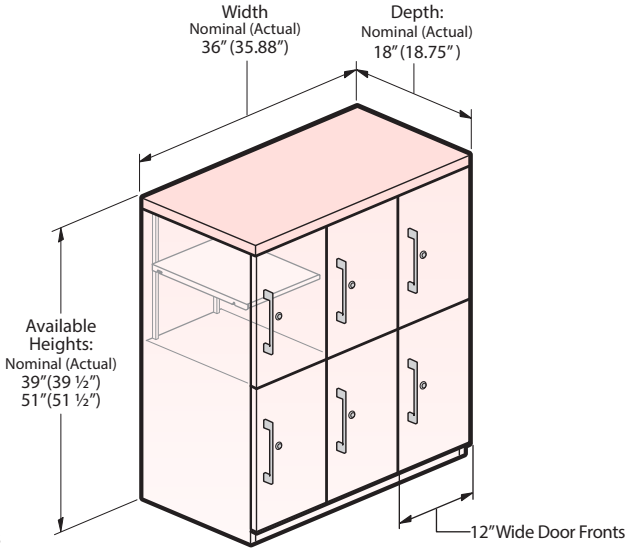
**Note** • Shelf compartment is designed to work with the separately specified adjustable height Locker Shelf, which is may be raised or lowered in 2" increments.

# Product Details – Dimensions

## X Series – Cubby Lockers – 39 1/2" and 51 1/2" Height



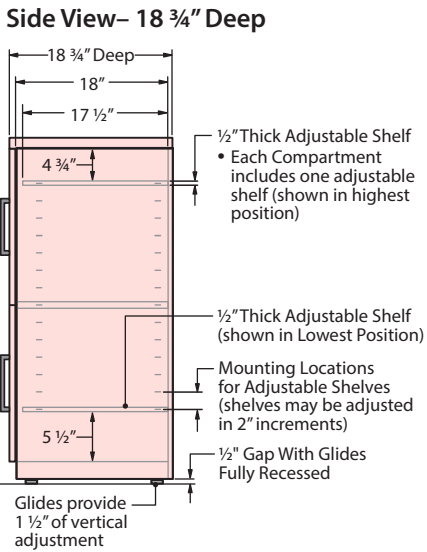
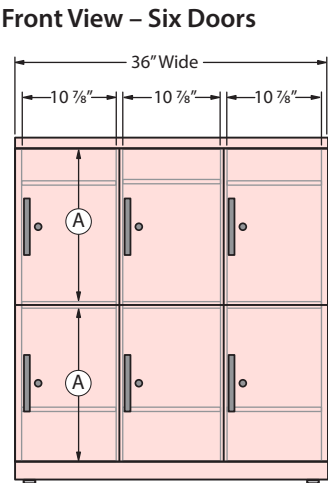
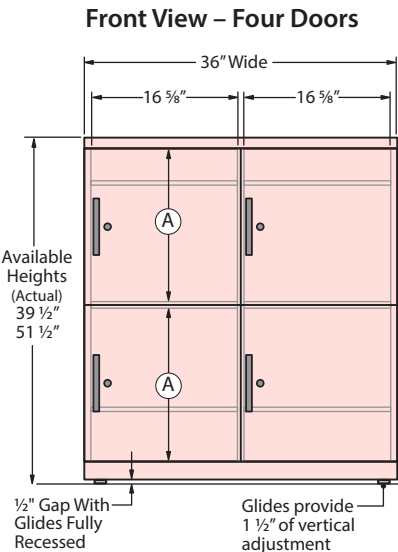
Cubby Locker  
39 1/2" or 51 1/2" High  
Four Doors



Cubby Locker  
39 1/2" or 51 1/2" High  
Six Doors

### Dimensions (Actual)

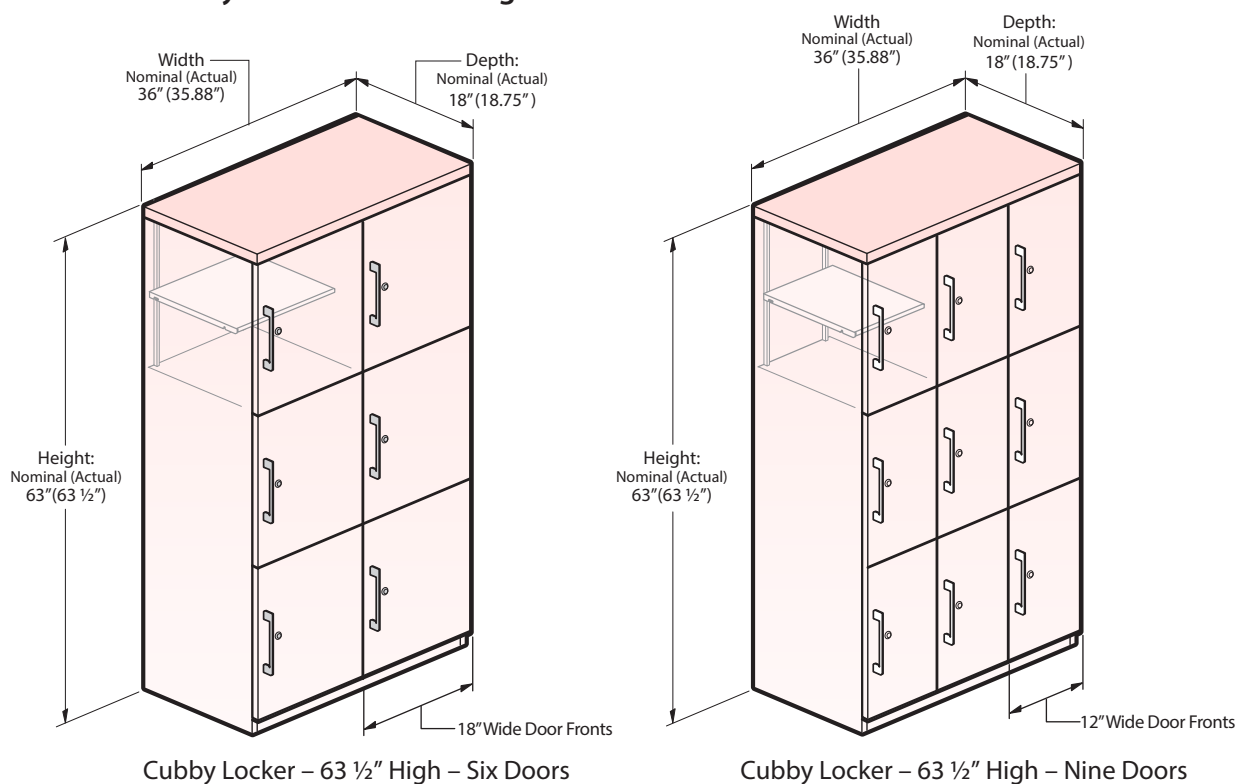
Locker Exterior Height (with glides fully recessed)	Locker Interior Height (A)
39 1/2"	17 1/2"
51 1/2"	23 1/2"



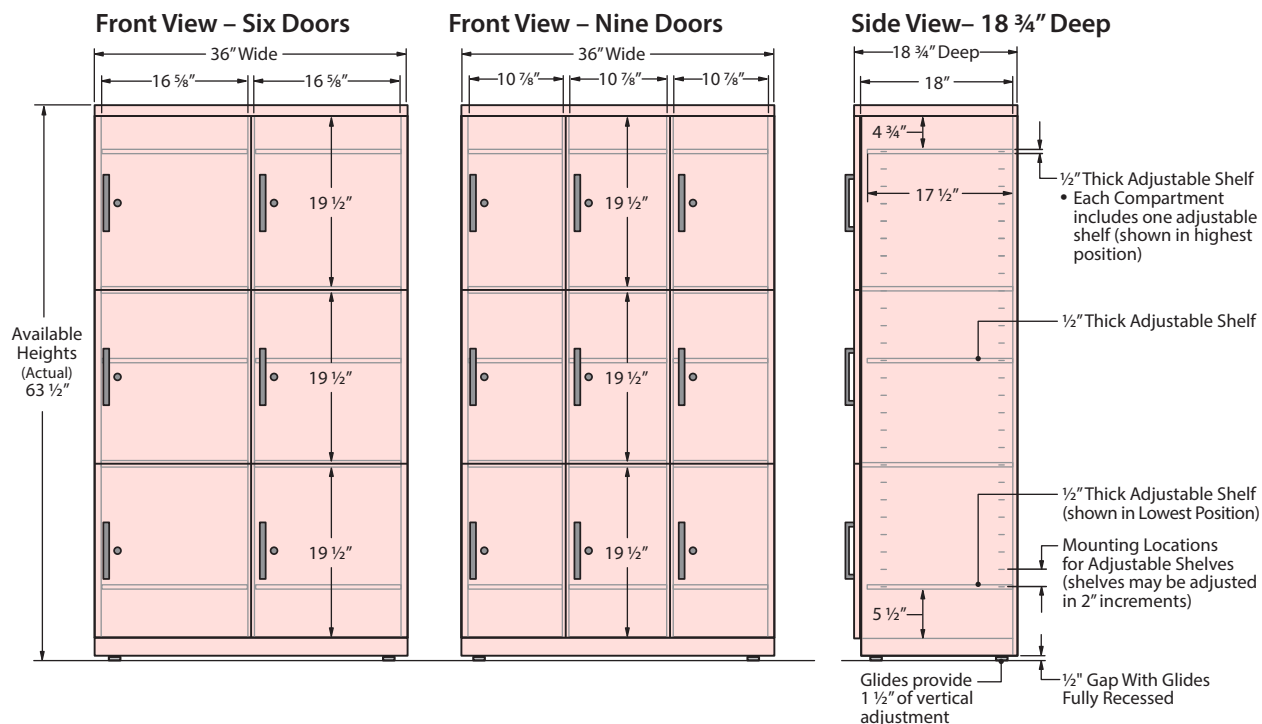
**Note** • Cubby Lockers includes one Adjustable Shelf for each compartment. Additional shelves may be added by separately specifying the Cubby Locker Shelf.

## Product Details – Dimensions

### X Series – Cubby Lockers – 63 ½" High



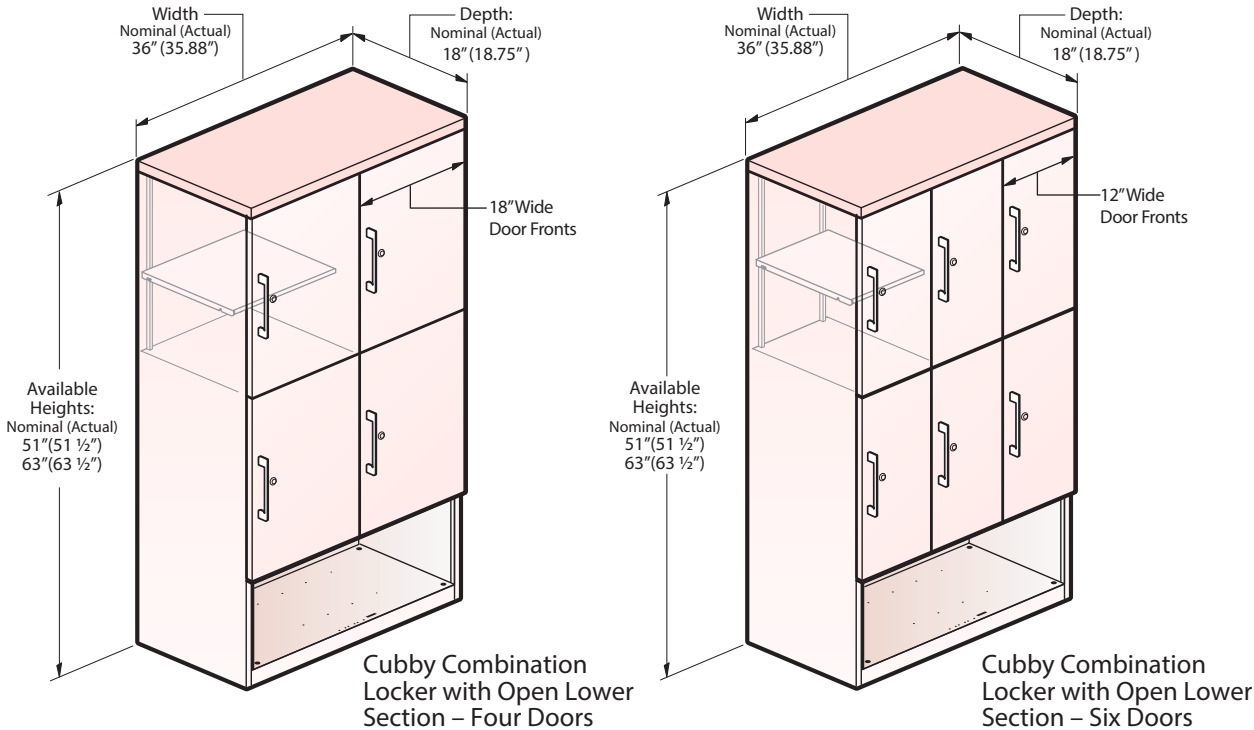
### Dimensions



**Note** • Cubby Lockers includes one Adjustable Shelf for each compartment. Additional shelves may be added by separately specifying the Cubby Locker Shelf.

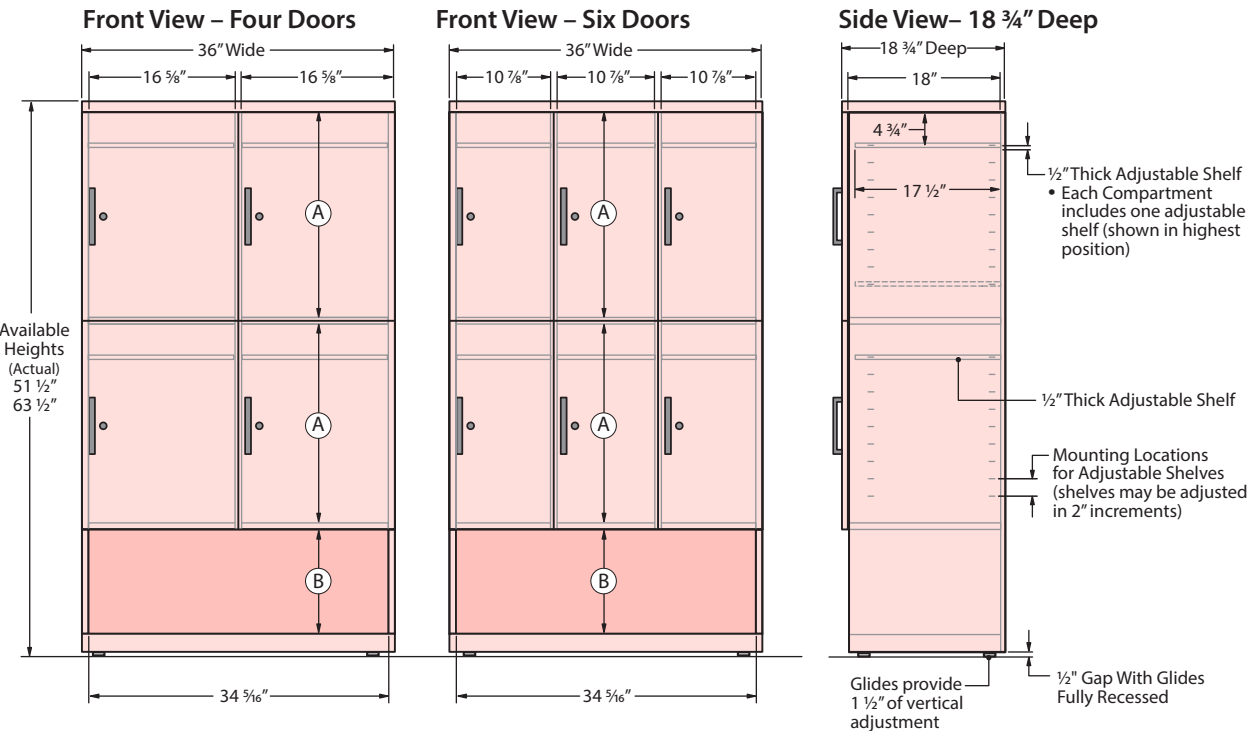
# Product Details – Dimensions

## X Series – Cubby Combination Lockers with Open Lower Section



### Dimensions (Actual)

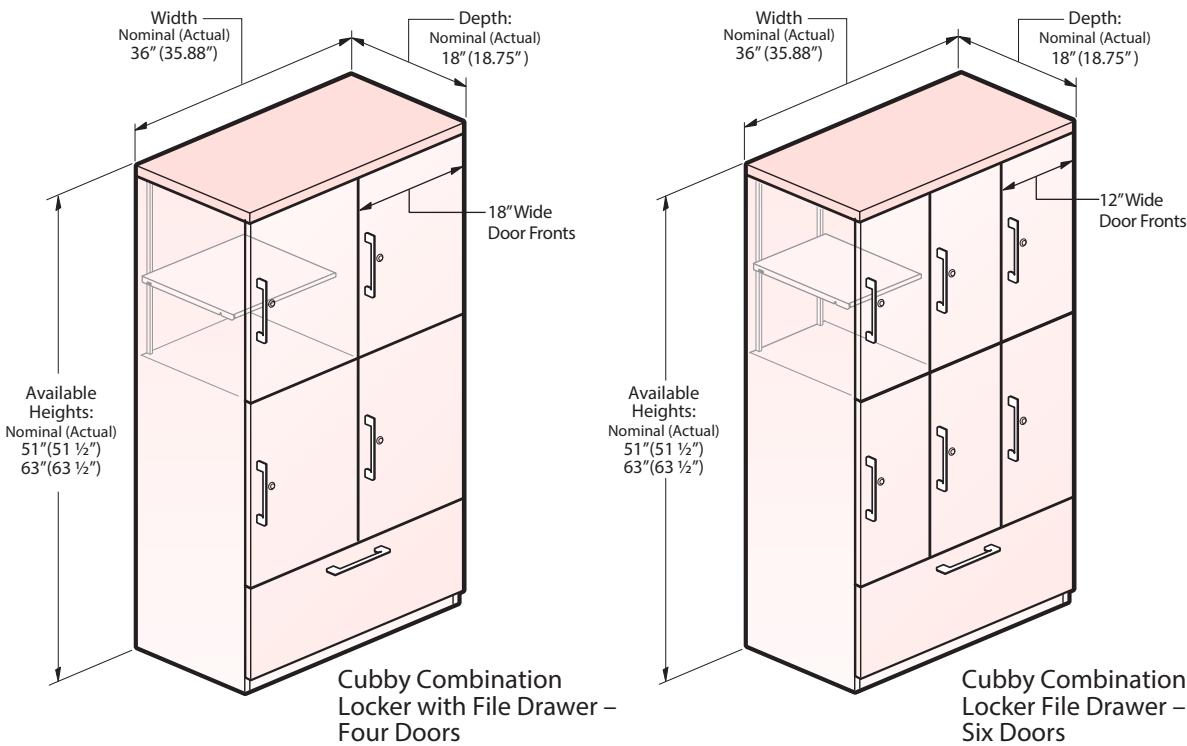
Locker Exterior Height (with glides fully recessed)	Locker Interior Height (A)	Open Section Height (B)
51 1/2"	17 1/2"	20 1/6"
63 1/2"	17 1/2"	12 1/6"



- Note**
- Cubby Lockers includes one Adjustable Shelf for each compartment. Additional shelves may be added by separately specifying the Cubby Locker Shelf.
  - A base liner can be specified separately to conceal the leveling glide access holes and unused hardware attachment holes in the bottom panel.

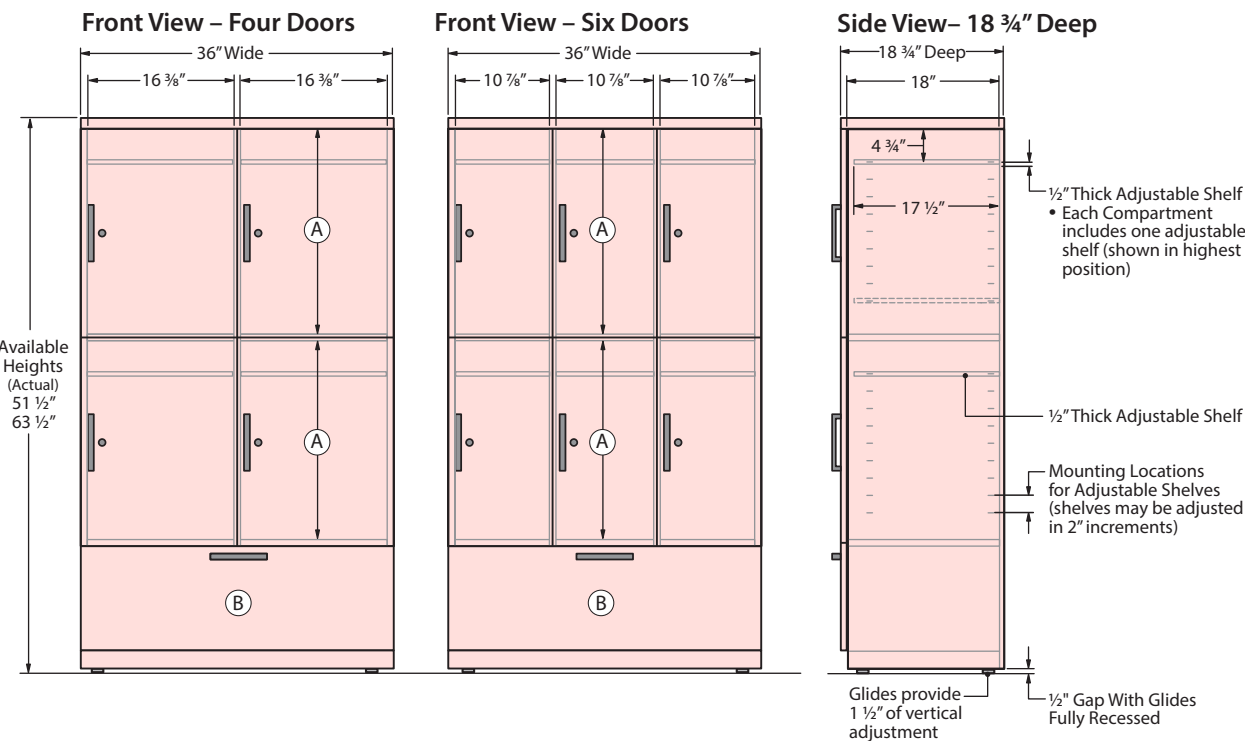
Product Details – Dimensions

X Series – Cubby Combination Lockers with Lower Section with File Drawer



Dimensions (Actual)

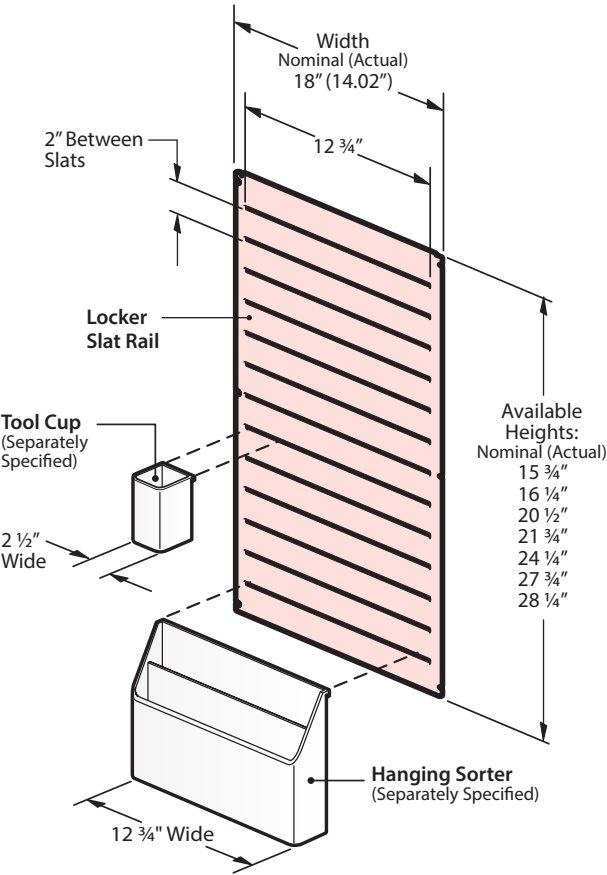
Locker Exterior Height (with glides fully recessed)	Locker Interior Height	File Drawer Interior Capacity
	(A)	(B)
51 1/2"	17 1/2"	11 3/8" Height x 15 5/16" Width x 32 5/16" Depth
63 1/2"	17 1/2"	11 3/8" Height x 15 5/16" Width x 32 5/16" Depth



**Note** • Cubby Lockers includes one Adjustable Shelf for each compartment. Additional shelves may be added by separately specifying the Cubby Locker Shelf.

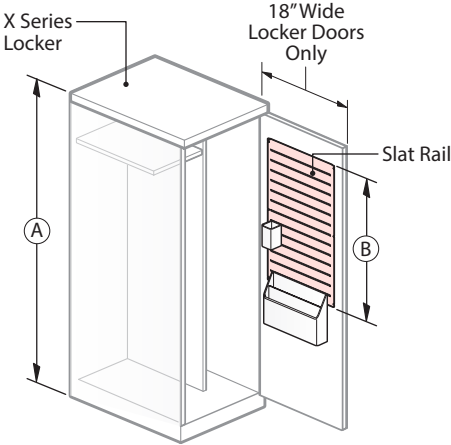
Product Details – Dimensions

X Series – Locker Slat Rails and Accessories



**Note** • The Hanging Sorter should not be used with 18" deep Lockers since it would interfere with the Valet Divider.

Slat rail attaches to an 18" wide locker doors only; will not work with 12" wide door.

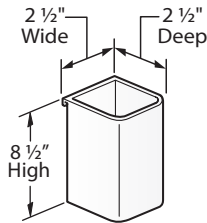


Locker / Slat Rail Height Matrix

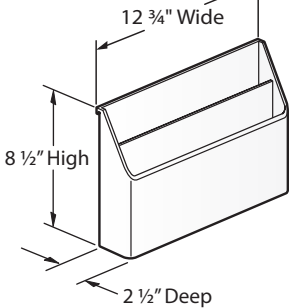
Locker Exterior Height Nominal (Actual)	Slat Rail Height
(A)	(B)
39"(39 1/2")	15 3/4"
40"(40 1/2")	16 1/4"
48"(48 1/2")	20 1/2"
51"(51 1/2")	21 3/4"
56"(56 1/2")	24 1/4"
63"(63 1/2")	27 3/4"
64"(64 1/2")	28 1/4"

Belong Hanging Accessories – For Use With Locker Slat Rails

Tool Cup



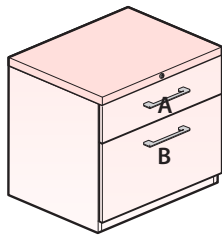
Hanging Sorter



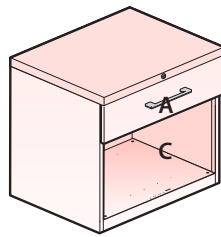


## Product Details – Dimensions

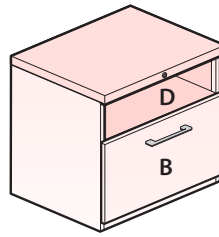
### X Series – 1.5H Filing and Storage – Proud Fronts/Top



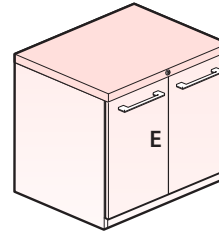
1.5H Lateral File –  
Proud Front  
Box/File



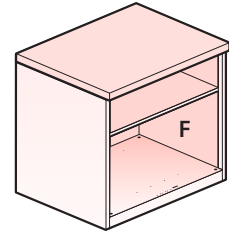
1.5H Lateral File –  
Proud Front  
Box/12" Open



1.5H Lateral File –  
Proud Front  
6" Open/File



1.5H Lateral –  
Cabinet with Hinged  
Doors Proud Front

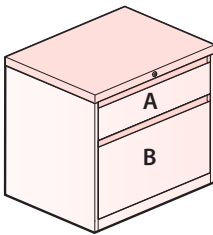


1.5H Open  
Storage Case  
Proud Front

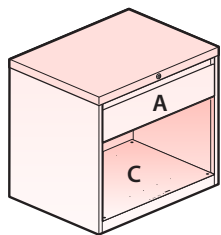
#### Dimensions (Actual)

	HEIGHT	DEPTH	WIDTH OPTIONS		
<b>1.5H FILING/STORAGE (Exterior Dimensions)</b>	21 ½"	18 ¾"	29 ⅞"	35 ⅞"	41 ⅞"
<b>(A) BOX DRAWER (Interior Dimensions)</b>	5 ⅜"	16 ¼"	26 ½"	32 ½"	38 ½"
<b>(B) FILE DRAWER (Interior Dimensions)</b>	11 ⅜"	15 ¼"	26 ½"	32 ½"	38 ½"
<b>(C) 12" HIGH OPEN STORAGE (Interior Dimensions)</b>	12"	18"	28 ⅜"	34 ⅜"	40 ⅜"
<b>(D) 6" HIGH OPEN STORAGE (Interior Dimensions)</b>	6"	18"	28 ⅜"	34 ⅜"	40 ⅜"
<b>(E) STORAGE WITH HINGED DOOR (Interior Dimensions)</b> – Includes one adjustable shelves that adjust in 6" increments.	18"	18"	28 ⅜"	34 ⅜"	40 ⅜"
<b>(F) 18" HIGH OPEN STORAGE (Interior Dimensions)</b> – Includes one adjustable shelf that adjust in 6" increments.	18"	18"	28 ⅜"	34 ⅜"	40 ⅜"

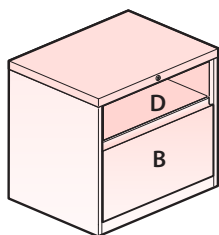
### X Series – 1.5H Filing and Storage – Inset Fronts/Top



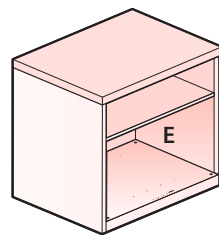
1.5H Lateral File –  
Inset Front – Box/File



1.5H Inset Front  
Box/12" Open



1.5H Inset Front  
6" Open/File



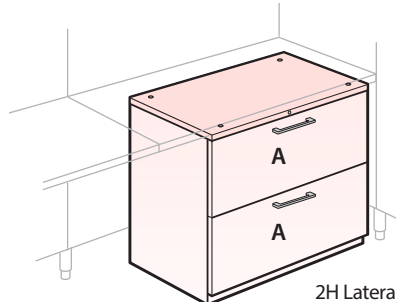
1.5H Open Storage Case  
Inset Top

#### Dimensions (Actual)

	HEIGHT	DEPTH	WIDTH OPTIONS		
<b>1.5H FILING/STORAGE (Exterior Dimensions)</b>	21 ½"	18"	29 ⅞"	35 ⅞"	41 ⅞"
<b>(A) BOX DRAWER (Interior Dimensions)</b>	5 ⅜"	16 ¼"	26 ½"	32 ½"	38 ½"
<b>(B) FILE DRAWER (Interior Dimensions)</b>	11 ⅜"	15 ¼"	26 ½"	32 ½"	38 ½"
<b>(C) 12" HIGH OPEN STORAGE (Interior Dimensions)</b>	12"	18"	28 ⅜"	34 ⅜"	40 ⅜"
<b>(D) 6" HIGH OPEN STORAGE (Interior Dimensions)</b>	6"	18"	28 ⅜"	34 ⅜"	40 ⅜"
<b>(E) 18" HIGH OPEN STORAGE (Interior Dimensions)</b> – Includes one adjustable shelf that adjust in 6" increments.	18"	18"	28 ⅜"	34 ⅜"	40 ⅜"

## Product Details – Dimensions

### X Series – 2H Lateral File – Proud Style – Attached

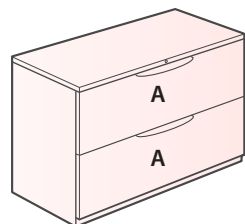


2H Lateral File –  
Proud Style – Attached

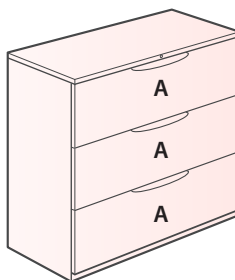
#### Dimensions (Actual)

	HEIGHT	DEPTH	WIDTHS		
<b>LATERAL FILE</b> (Exterior Dimensions)	27 ½"	18 ¾"	29 ⅞"	35 ⅞"	41 ⅞"
<b>(A) LATERAL FILE</b> (Interior Dimensions)	11 ⅜"	15 ½"	26 ½"	32 ½"	38 ½"

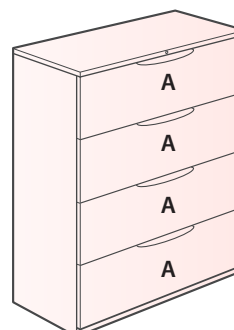
### X Series – Lateral Files – Proud Style – Freestanding



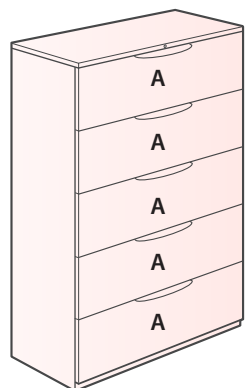
2H Lateral File –  
Proud Style – Freestanding



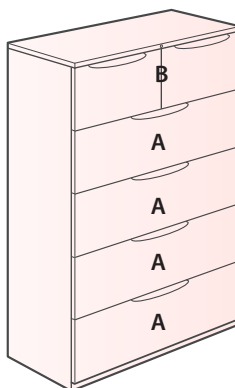
3H Lateral File –  
Proud Style – Freestanding



4H Lateral File –  
Proud Style – Freestanding



5H Lateral File –  
Proud Style – Freestanding



5H Lateral File – Proud Style  
with Hinged Doors – Freestanding

#### Dimensions (Actual)

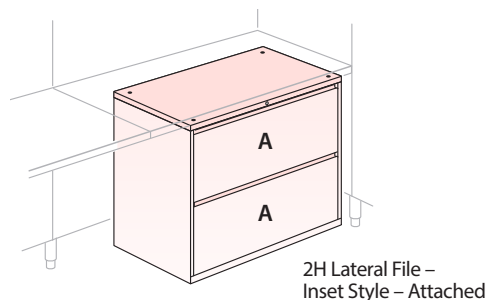
	HEIGHT	DEPTH	WIDTH OPTIONS		
<b>2H FILE</b> (Exterior Dimensions)	27 ½"	18 ¾"	29 ⅞"	35 ⅞"	41 ⅞"
<b>3H FILE</b> (Exterior Dimensions)	39 ½"	18 ¾"	29 ⅞"	35 ⅞"	41 ⅞"
<b>4H FILE</b> (Exterior Dimensions)	51 ½"	18 ¾"	29 ⅞"	35 ⅞"	41 ⅞"
<b>5H FILE</b> (Exterior Dimensions)	63 ½"	18 ¾"	29 ⅞"	35 ⅞"	41 ⅞"
<b>(A) LATERAL FILE</b> (Interior Dimensions)	11 ½"	15 ½"	26 ½"	32 ½"	38 ½"
<b>(B) STORAGE AREA WITH HINGED DOORS</b> (Interior Dimensions)	11 ⅞"	17 ⅞"	28 ¼"	34 ¼"	40 ¼"

#### Note

- X Series and V Series standard steel tops are not intended to be a load bearing surface, separately specified File Tops or Common File Tops are required for seating applications or for applications that would apply any load on the standard steel top.
- Each File Drawer includes one Side-to-side Hanging Bar for letter and legal suspended file folders.

## Product Details – Dimensions

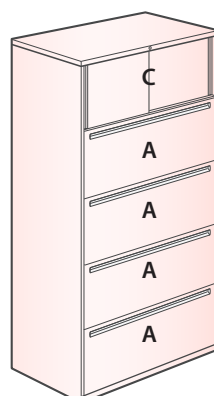
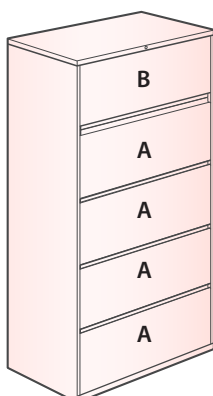
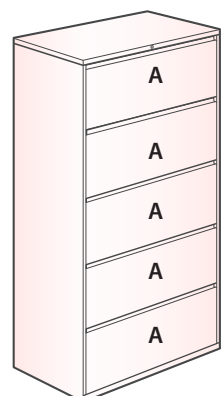
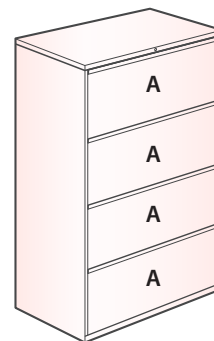
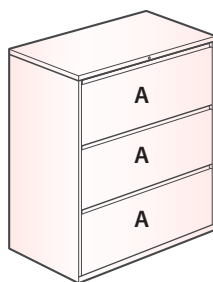
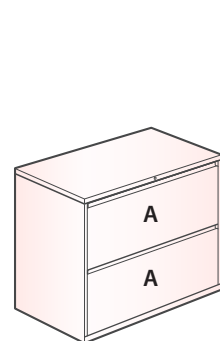
### X Series – 2H Lateral Files – Inset Style – Attached



#### Dimensions (Actual)

	HEIGHT	DEPTH	WIDTH OPTIONS		
2H LATERAL FILE – EXTERIOR	27 1/2"	18"	29 7/8"	35 7/8"	41 7/8"
(A) LATERAL FILE – INTERIOR	11 3/8"	15 9/16"	26 1/2"	32 1/2"	38 1/2"

### X Series – Lateral Files – Inset Style – Freestanding



#### Dimensions (Actual)

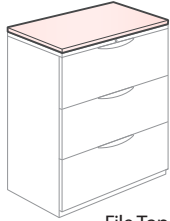
	HEIGHT	DEPTH	WIDTH OPTIONS		
2H FILE (Exterior Dimensions)	27 1/2"	18"	29 7/8"	35 7/8"	41 7/8"
3H FILE (Exterior Dimensions)	39 1/2"	18"	29 7/8"	35 7/8"	41 7/8"
4H FILE (Exterior Dimensions)	51 1/2"	18"	29 7/8"	35 7/8"	41 7/8"
5H FILE (Exterior Dimensions)	63 1/2"	18"	29 7/8"	35 7/8"	41 7/8"
(A) LATERAL FILE (Interior Dimensions)	11 3/8"	15 9/16"	26 1/2"	32 1/2"	38 1/2"
(B) STORAGE AREA WITH RECEDING DOOR (Interior Dimensions)	10 1/2"	15 1/2"	28 1/4"	34 1/4"	40 1/4"
(C) STORAGE AREA WITH SLIDING DOORS (Interior Dimensions)	11 7/8"	15 1/2"	13 3/4"	19 3/4"	25 3/4"

#### Note

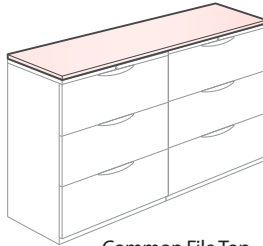
- X Series and V Series standard steel tops are not intended to be a load bearing surface, separately specified File Tops or Common File Tops are required for seating applications or for applications that would apply any load on the standard steel top.
- Each File Drawer includes one Side-to-side Hanging Bar for letter and legal suspended file folders.

## Product Details – Dimensions

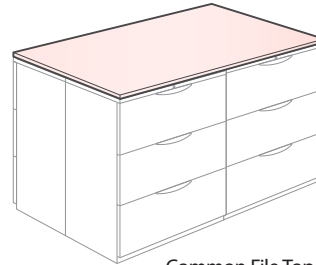
### X Series – Lateral File Tops – for use with Proud Style Fronts



File Top – for use with Proud Style Fronts (18 3/4" Deep)



Common File Top – for use with Proud Style Fronts (18 3/4" Deep)

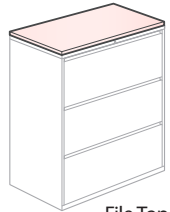


Common File Top – for use with Proud Style Fronts – Back-to-Back File Applications (36" Deep)

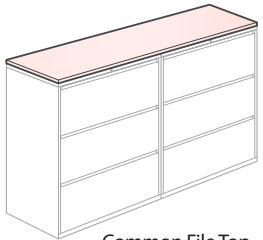
#### Dimensions (Actual)

	THICKNESS	DEPTH	WIDTH OPTIONS – Nominal (Actual)							
FILE TOP	1 3/16"	18 3/4"	30" (29.91")	36" (35.91)	42" (41.91")					
COMMON FILE TOP	1 3/16"	18 3/4"	60" (59.91") 66" (65.81")	72" (71.81") 78" (77.81")	84" (83.81") 90" (89.72")	96" (95.72")	108" (107.72")	120" (119.72")		
COMMON FILE TOP (back-to-back application)	1 3/16"	37 1/2"	30" (29.91") 36" (35.91")	42" (41.91") 60" (59.91")	66" (65.81") 72" (71.81")	78" (77.81") 84" (83.81")	90" (89.72") 96" (95.72")	102" (101.72")	114" (113.72")	120" (119.72")

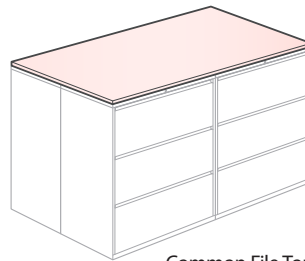
### X Series – Lateral File Tops – for use with Inset Style Fronts



File Top – for use with Inset Style Fronts (18" Deep)



Common File Top – for use with Inset Style Fronts (18" Deep)



Common File Top – for use with Inset Style Fronts – Back-to-back File Applications (36" Deep)

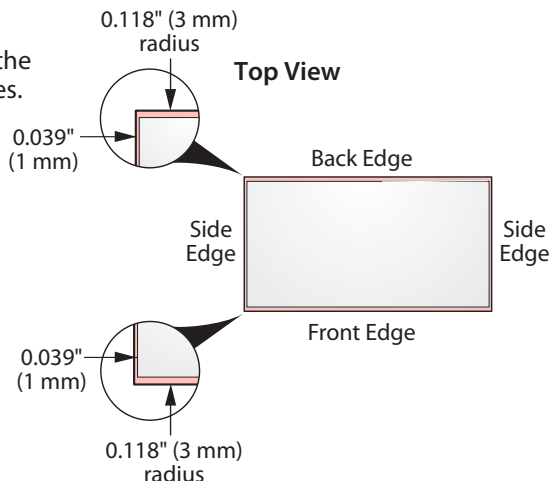
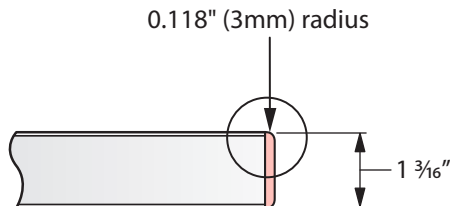
#### Dimensions (Actual)

	THICKNESS	DEPTH	WIDTH OPTIONS – Nominal (Actual)							
FILE TOP	1 3/16"	18"	30" (29.91")	36" (35.91)	42" (41.91")					
COMMON FILE TOP	1 3/16"	18"	60" (59.91") 66" (65.81")	72" (71.81") 78" (77.81")	84" (83.81") 90" (89.72")	96" (95.72")	108" (107.72")	120" (119.72")		
COMMON FILE TOP (back-to-back application)	1 3/16"	36"	30" (29.91") 36" (35.91")	42" (41.91") 60" (59.91")	66" (65.81") 72" (71.81")	78" (77.81") 84" (83.81")	90" (89.72") 96" (95.72")	102" (101.72")	114" (113.72")	120" (119.72")

### Edgeband Details

- File Tops/Common File Tops have 3 mm edgeband on the front and back edges and 1 mm edgeband on both sides.

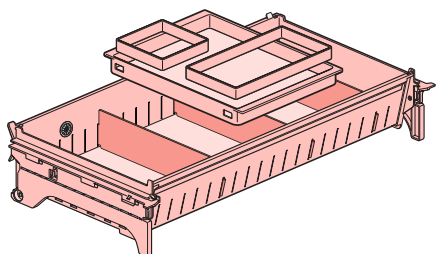
#### Side View – Front Edge



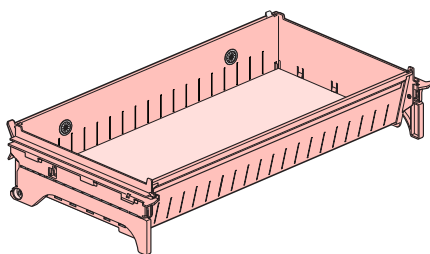
**Note** • X Series and V Series standard steel tops are not intended to be a load bearing surface, separately specified File Tops or Common File Tops are required for seating applications or for applications that would apply any load on the standard steel top.

## Product Details – Dimensions

### Accessories – Drawer Insert



Deluxe Drawer Insert

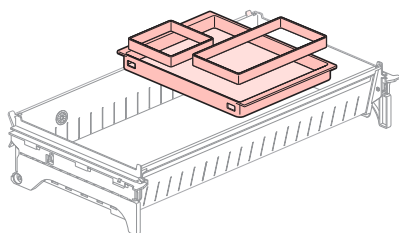


Base Option Drawer Insert

#### Dimensions (Actual)

	HEIGHT	DEPTH	WIDTH OPTIONS		
DELUXE DRAWER INSERT	5"	14"	24 <sup>5</sup> / <sub>8</sub> "	30 <sup>5</sup> / <sub>8</sub> "	36 <sup>5</sup> / <sub>8</sub> "
BASE OPTION DRAWER INSERT	5"	14"	24 <sup>5</sup> / <sub>8</sub> "	30 <sup>5</sup> / <sub>8</sub> "	36 <sup>5</sup> / <sub>8</sub> "

### Accessories – PDA Tray

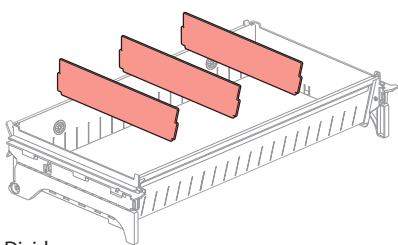


PDA Tray

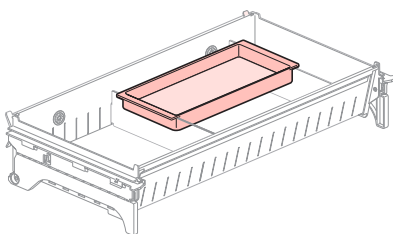
#### Dimensions (Actual)

	HEIGHT	DEPTH	WIDTH
PDA TRAY	1 <sup>3</sup> / <sub>8</sub> "	16 <sup>1</sup> / <sub>8</sub> "	11 <sup>3</sup> / <sub>4</sub> "
LARGE RING	1"	6"	11 <sup>7</sup> / <sub>16</sub> "
SMALL RING	1"	5 <sup>9</sup> / <sub>16</sub> "	5 <sup>9</sup> / <sub>16</sub> "

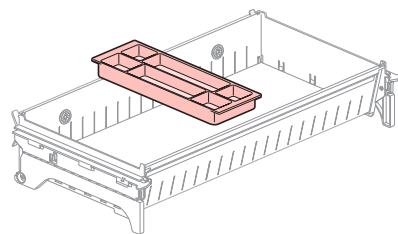
### Accessories – Dividers and Trays



Dividers



Personal Tray



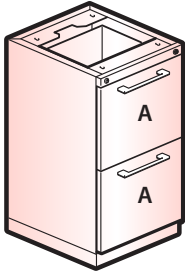
Pencil Tray

#### Dimensions (Actual)

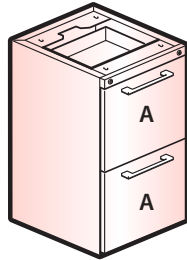
	HEIGHT	DEPTH	WIDTH
DIVIDERS	3 <sup>3</sup> / <sub>8</sub> "	15"	–
PERSONAL TRAY	1 <sup>3</sup> / <sub>8</sub> "	5 <sup>7</sup> / <sub>8</sub> "	12 <sup>7</sup> / <sub>8</sub> "
PENCIL TRAY	1 <sup>1</sup> / <sub>4</sub> "	16 <sup>3</sup> / <sub>8</sub> "	5 <sup>1</sup> / <sub>2</sub> "

## Product Details – Dimensions

### X Series – Pedestals with Individually Locking Drawers



Attached Pedestal with  
Individually Locking Drawers –  
File/File

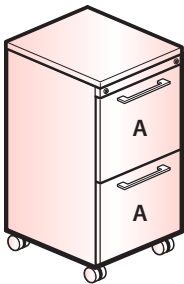


Suspended Pedestal with  
Individually Locking  
Drawers – File/File


#### Dimensions (Actual)

	HEIGHT	DEPTH OPTIONS			WIDTH
ATTACHED PEDESTAL (Exterior Dimensions)	27 ½"	17"	23"	29"	15"
SUSPENDED PEDESTAL (Exterior Dimensions)	27 ½"	17"	23"	N/A	15"
(A) FILE DRAWER (Interior Dimensions)	10 ¼"	14 ¼"	20 ¼"	26 ¼"	12 ½"

### X Series – Mobile Pedestals with Individually Locking Drawers



Mobile Pedestal with  
Individually Locking Drawers  
– File/File



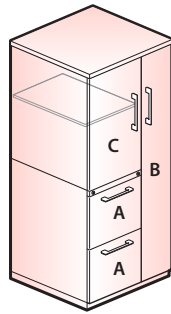
Tug Pedestal with  
Individually Locking Drawers –  
File/File

#### Dimensions (Actual)

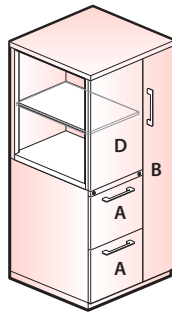
	HEIGHT	DEPTH OPTIONS			WIDTH
MOBILE PEDESTAL – FILE/FILE (Exterior Dimensions)	27 ½"	17"	23"	29"	15"
TUG PEDESTAL – FILE/FILE (Exterior Dimensions)	27 ½"	N/A	23"	29"	15"
(A) FILE DRAWER (Interior Dimensions)	10 ¼"	14 ¼"	20 ¼"	26 ¼"	12 ½"

## Product Details – Dimensions

### X Series – Personal Storage Tower with Individually Locking Drawers – 4H



4H – Hinged Door  
Upper Storage/  
File/File – Valet

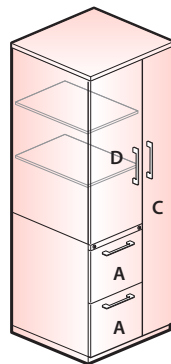


4H – Side-facing  
Bookcase/  
File/File – Valet

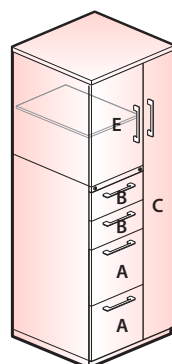
#### Dimensions (Actual)

	HEIGHTS		DEPTH	WIDTH
<b>PERSONAL STORAGE TOWER</b> (Exterior Dimensions)	48 ½"	51 ½"	23 ⅝"	24"
(A) <b>FILE DRAWER</b> (Interior Dimensions)	10 ¼"	10 ¼"	20 ¼"	12 ½"
(B) <b>VALET</b> with one coat rod (Interior Dimensions)	45 ½"	48 ½"	22 ⅜"	8 ⅞"
– Location of coat rod from the bottom of the compartment.	43 ¼"	46 ¼"		
(C) <b>HINGED DOOR UPPER STORAGE</b> (Interior Dimensions) • Includes one removable shelf 12 1/2" from the bottom of compartment	19 ¾"	22 ¼"	22 ⅞"	14 ¾"
(D) <b>SIDE ACCESS BOOKCASE UPPER STORAGE</b> (Interior Dimensions) • Includes one adjustable shelf that adjusts in 3 ⅝" increments	18 ⅝"	21 ⅝"	14 ⅜"	22 ¾"
– Lowest Shelf mounting position (Inches from bottom of compartment)	4 ½"	4 ⅜"		
– Highest Shelf mounting position (Inches from top of compartment)	4 ⅜"	4 ⅞"		

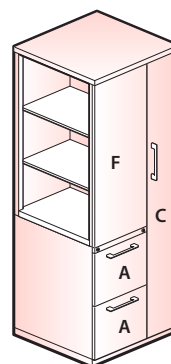
### X Series – Personal Storage Tower with Individually Locking Drawers – 5H



5H – Hinged Door  
Upper Storage/  
File/File – Valet (R)  
Available Heights:  
56 ½", 63 ½", 64 ½"



5H – Hinged Door/  
Box/Box/File/File – Valet  
Available Heights:  
63 ½" or 64 ½"



5H – Side-facing  
Bookcase/  
File/File – Valet  
Available Heights:  
56 ½", 63 ½", 64 ½"

#### Dimensions (Actual)

	HEIGHTS			DEPTH	WIDTH
<b>PERSONAL STORAGE TOWER</b> (Exterior Dimensions)	56 ½"	63 ½"	64 ½"	23 ⅝"	24"
(A) <b>FILE DRAWER</b> (Interior Dimensions)	10 ¼"	10 ¼"	10 ¼"	20 ¼"	12 ½"
(B) <b>BOX DRAWER</b> (Interior Dimensions)	5"	5"	5"	20 ¼"	12 ½"
(C) <b>VALET</b> (Interior Dimensions) Includes one coat rod	53 ½"	60 ½"	61 ½"	22 ⅜"	8 ⅞"
Coat Rod location (inches from bottom of the compartment)	51 ¼"	58 ¼"	59 ¼"		
(D) <b>HINGED DOOR</b> – File/File Configuration (Interior Dimensions)	27 ⅜"	34 ⅜"	35 ⅜"	22 ⅞"	14 ¾"
Number of removable shelves included	1 Shelf	2 Shelves	2 Shelves		
Shelf 1 Location from bottom of compartment	12 ½"	12 ½"	12 ½"		
Shelf 2 Location from top of compartment (if available)	N/A	9"	10"	22 ⅞"	14 ¾"
(E) <b>HINGED DOOR</b> – Box/Box/File/File Configuration (Interior Dimensions)	N/A	40 ¼"	41 ⅜"		
Number of removable shelves included	N/A	2 Shelves	2 Shelves		
Shelf 1 Location from bottom of compartment	N/A	12 ½"	12 ½"	22 ⅞"	14 ¾"
Shelf 2 Location from top of compartment (if available)	N/A	15"	16"		
(F) <b>BOOKCASE</b> – File/File Configuration (Interior Dimensions) • Includes two adjustable shelves – 56 ½" high units adjust in 3 ⅝" increments – 63 ½" and 64 ½" high units adjust in 6 ⅝" increments	26 ⅝"	33 ⅝"	34 ⅝"	14 ⅜"	22 ¾"
– Lowest Shelf mounting position (Inches from bottom of compartment)	5"	7"	7 ½"		
– Highest Shelf mounting position (Inches from top of compartment)	5 ¾"	7 ⅜"	8 ⅜"		

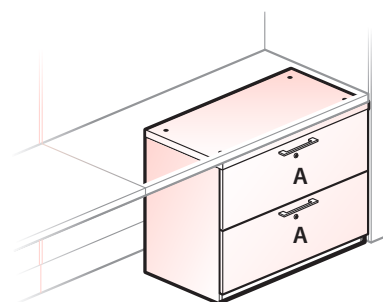
#### Note

- Valet may be specified on left or right side – illustrations shown with valet on right side)
- 5H units with casters add 3" to overall height.
- 5H units with Translucent Top adds 2 ¾" to overall height.



## Product Details – Dimensions

### X Series – 2H Lateral Files with Individually Locking Drawers – Proud Style – Attached

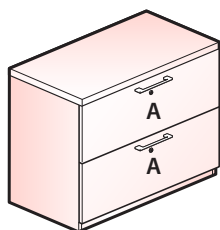


2H Lateral File with  
Individually Locking Drawers –  
Proud Style – Attached

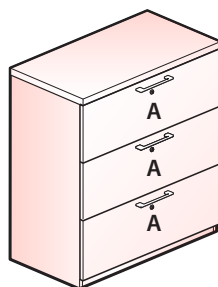
#### Dimensions (Actual)

	HEIGHT	DEPTH	WIDTH OPTIONS		
2H LATERAL FILE (Exterior Dimensions)	27 1/2"	18" 3/4	29 7/8"	35 7/8"	41 7/8"
(A) LATERAL FILE DRAWER (Interior Dimensions)	11 3/8"	15 9/16"	26 9/16"	32 9/16"	38 9/16"

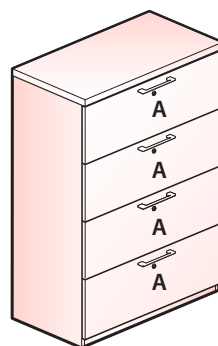
### X Series – Lateral Files – Inset Style – Freestanding



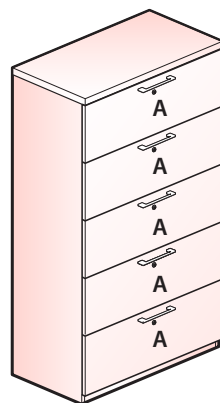
2H Lateral File with Individually  
Locking Drawers – Freestanding



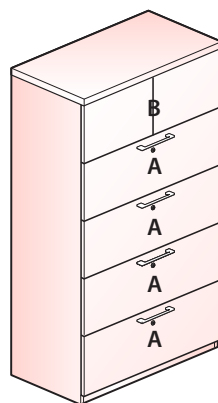
3H Lateral File with Individually  
Locking Drawers – Freestanding



4H Lateral File with Individually  
Locking Drawers – Freestanding



5H Lateral File with Individually  
Locking Drawers – Freestanding



5H Lateral File with Individually  
Locking Drawers and Hinged Doors

#### Dimensions (Actual)

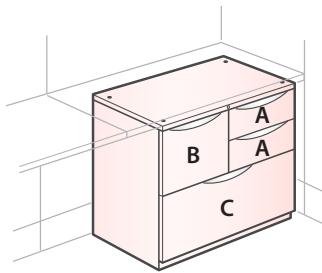
	HEIGHT	DEPTH	WIDTH OPTIONS		
2H FILE (Exterior Dimensions)	27 1/2"	18 3/4"	29 7/8"	35 7/8"	41 7/8"
3H FILE (Exterior Dimensions)	39 1/2"	18 3/4"	29 7/8"	35 7/8"	41 7/8"
4H FILE (Exterior Dimensions)	51 1/2"	18 3/4"	29 7/8"	35 7/8"	41 7/8"
5H FILE (Exterior Dimensions)	63 1/2"	18 3/4"	29 7/8"	35 7/8"	41 7/8"
(A) LATERAL FILE DRAWER (Interior Dimensions)	11 3/8"	15 9/16"	26 9/16"	32 9/16"	38 9/16"
(B) STORAGE AREA WITH HINGED DOORS (Interior Dimensions)	11 7/8"	17 7/8"	28 1/4"	34 1/4"	40 1/4"

#### Note

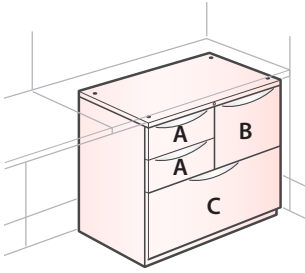
- X Series and V Series standard steel tops are not intended to be a load bearing surface, separately specified File Tops or Common File Tops are required for seating applications or for applications that would apply any load on the standard steel top.

## Product Details – Dimensions

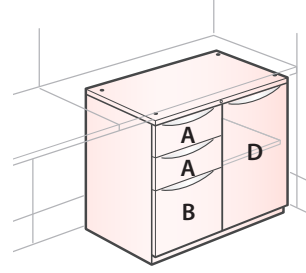
### X Series – 2H Combination Units – Attached



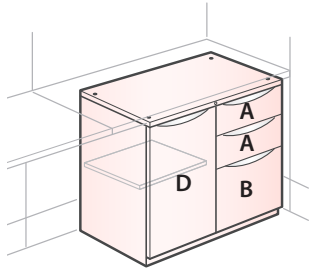
2H –  
File (L) – Box/Box (R) –  
Lateral – Attached



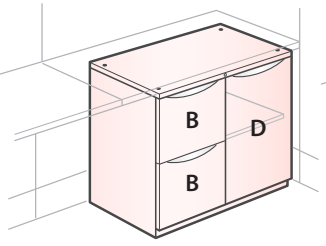
2H –  
Box/Box (L) – File (R)  
Lateral – Attached



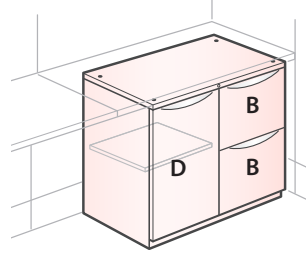
2H –  
Box/Box/File (L) –  
Door (R) – Attached



2H – Door (L) –  
Box/Box/File (R) –  
Attached



2H –  
File/File (L) – Door (R) –  
Attached

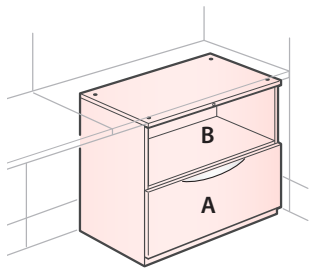


2H –  
Door (L) – File/File (R) –  
Attached

#### Dimensions (Actual)

	HEIGHT	DEPTH	WIDTH
2H COMBINATION UNIT (Exterior Dimensions)	27 ½"	18" ¾"	29 7/8"
(A) BOX DRAWER (Interior Dimensions)	5"	14 ¼"	12 ½"
(B) FILE DRAWER (Interior Dimensions)	10 ¼"	14 ¼"	12 ½"
(C) LATERAL FILE DRAWER (Interior Dimensions)	11 ¾"	15 9/16"	26 9/16"
(D) STORAGE AREA WITH HINGED DOOR (Interior Dimensions) • Includes one adjustable shelf that adjusts in 2 ½" increments • Lowest Shelf mounting position – 6 ¾" from the bottom of compartment • Highest Shelf mounting position – 5 ¾" from the top of compartment	27 ½"	17 7/8"	13"

### X Series – 2H Open Shelf/Lateral – Attached



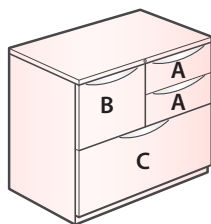
2H –  
Open Shelf/Lateral –  
Attached

#### Dimensions (Actual)

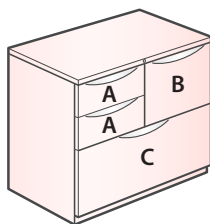
	HEIGHT	DEPTH	WIDTH
2H LATERAL (Exterior Dimensions)	27 ½"	18" ¾"	29 7/8"
(A) LATERAL FILE DRAWER (Interior Dimensions)	11 ¾"	15 9/16"	26 9/16"
(B) OPEN STORAGE (Interior Dimensions)	17 7/8"	17"	28 ¼"

## Product Details – Dimensions

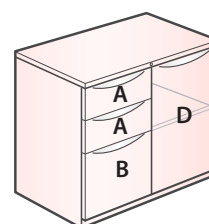
### X Series – 2H Combination Units – Freestanding



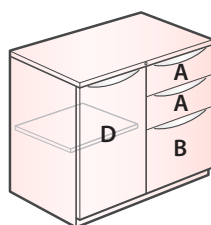
2H –  
File (L) – Box/Box (R) – Lateral



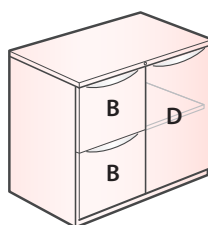
2H –  
Box/Box (L) – File (R) Lateral



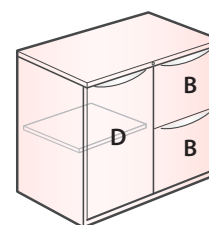
2H –  
Box/Box/File (L) – Door (R)



2H –  
Door (L) – Box/Box/File (R)



2H –  
File/File (L) – Door (R)

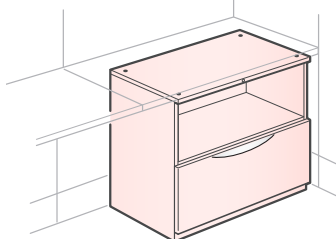


2H –  
Door (L) – File/File (R)

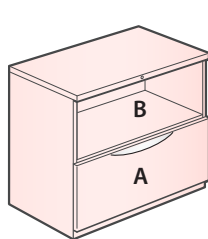
#### Dimensions (Actual)

	HEIGHT	DEPTH	WIDTH
2H COMBINATION UNIT (Exterior Dimensions)	27 ½"	18" ¾	29 ⅞"
(A) BOX DRAWER (Interior Dimensions)	5"	14 ¼"	12 ½"
(B) FILE DRAWER (Interior Dimensions)	10 ¼"	14 ¼"	12 ½"
(C) LATERAL FILE DRAWER (Interior Dimensions)	11 ⅜"	15 ⅞"	26 ⅞"
(D) STORAGE AREA WITH HINGED DOOR (Interior Dimensions) • Includes one adjustable shelf that adjusts in 2 ½" increments • Lowest Shelf mounting position – 6 ⅜" from the bottom of compartment • Highest Shelf mounting position – 5 ⅝" from the top of compartment	23 ⅞"	17 ⅞"	13 ½"

### X Series – 2H – Open Combo Unit with Open Shelf



2H  
Open Shelf/Lateral  
Attached



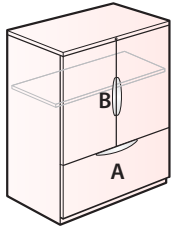
2H  
Open Shelf/Lateral  
Freestanding

#### Dimensions (Actual)

	HEIGHT	DEPTH	WIDTH
2H LATERAL (Exterior Dimensions)	27 ½"	18" ¾	29 ⅞"
(A) LATERAL FILE DRAWER (Interior Dimensions)	11 ⅜"	15 ⅞"	26 ⅞"
(B) OPEN STORAGE (Interior Dimensions)	17 ⅞"	17"	28 ¼"

## Product Details – Dimensions

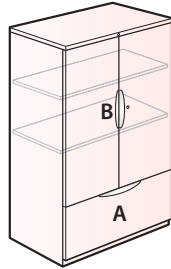
### X Series – 3H Combination Units – Freestanding



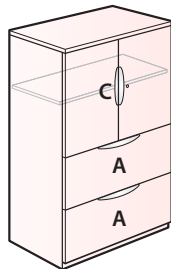
3H  
24" High Storage/  
One Lateral File  
Drawer

Dimensions (Actual)	HEIGHT	DEPTH	WIDTH OPTIONS		
3H COMBINATION UNIT (Exterior Dimensions)	39 1/2"	18" 3/4	29 7/8"	35 7/8"	41 7/8"
(A) LATERAL FILE DRAWER (Interior Dimensions)	11 3/8"	15 9/16"	26 9/16"	32 9/16"	38 9/16"
(B) HINGED DOORS (Interior Dimensions) • Includes one adjustable shelf that adjusts in 2 1/2" increments • Lowest Shelf mounting position – 5 3/4" from the bottom of compartment • Highest Shelf mounting position – 6 3/8" from the top of compartment	23 7/8"	17 7/8"	28 1/4"	34 1/4"	40 1/4"

### X Series – 4H Combination Units – Freestanding



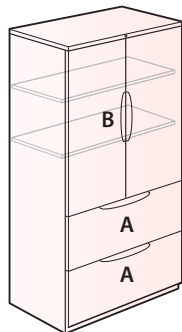
4H  
36" High Storage/  
One Lateral File  
Drawer



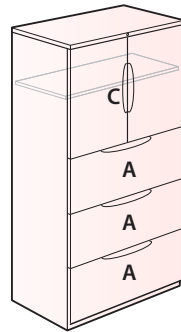
4H  
24" High Storage/  
Two Lateral File  
Drawers

Dimensions (Actual)	HEIGHT	DEPTH	WIDTH OPTIONS		
4H COMBINATION UNIT (Exterior Dimensions)	51 1/2"	18" 3/4	29 7/8"	35 7/8"	41 7/8"
(A) LATERAL FILE DRAWER (Interior Dimensions)	11 3/8"	15 9/16"	26 9/16"	32 9/16"	38 9/16"
(B) HINGED DOOR (Interior Dimensions) • Includes two adjustable shelves that adjusts in 2 1/2" increments • Lowest Shelf mounting position – 5 3/4" from the bottom of compartment • Highest Shelf mounting position – 6 3/8" from the top of compartment	35 7/8"	17 7/8"	28 1/4"	34 1/4"	40 1/4"
(C) HINGED DOOR (Interior Dimensions) • Includes one adjustable shelf that adjusts in 2 1/2" increments • Lowest Shelf mounting position – 5 3/4" from the bottom of compartment • Highest Shelf mounting position – 6 3/8" from the top of compartment	23 7/8"	17 7/8"	28 1/4"	34 1/4"	40 1/4"

### X Series – 5H Combination Units – Freestanding



5H  
36" High Storage/  
Two Lateral File  
Drawers

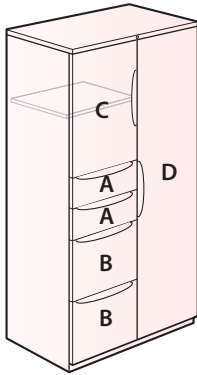


5H  
24" High Storage/  
Three Lateral  
Drawers

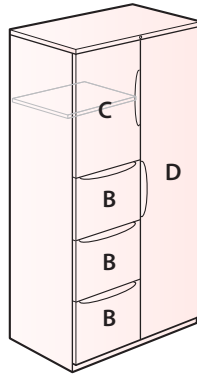
Dimensions (Actual)	HEIGHT	DEPTH	WIDTH OPTIONS		
5H COMBINATION UNIT (Exterior Dimensions)	63 1/2"	18" 3/4	29 7/8"	35 7/8"	41 7/8"
(A) LATERAL FILE DRAWER (Interior Dimensions)	11 3/8"	15 9/16"	26 9/16"	32 9/16"	38 9/16"
(B) HINGED DOOR (Interior Dimensions) • Includes two adjustable shelves that adjusts in 2 1/2" increments • Lowest Shelf mounting position – 5 3/4" from the bottom of compartment • Highest Shelf mounting position – 6 3/8" from the top of compartment	35 7/8"	17 7/8"	28 1/4"	34 1/4"	40 1/4"
(C) HINGED DOOR (Interior Dimensions) • Includes one adjustable shelf that adjusts in 2 1/2" increments • Lowest Shelf mounting position – 5 3/4" from the bottom of compartment • Highest Shelf mounting position – 6 3/8" from the top of compartment	23 7/8"	17 7/8"	28 1/4"	34 1/4"	40 1/4"

## Product Details – Dimensions

### X Series – 5H Combination Units with Valets – Freestanding



5H – Combination Unit  
with Valet 30" Wide –  
24" High Storage/  
Box/Box/File/File – Valet

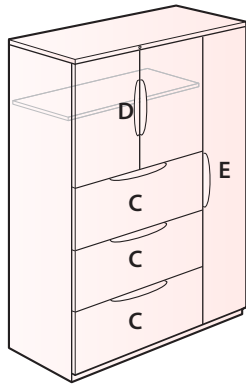


5H – Combination Unit  
with Valet 30" Wide –  
24" High Storage/  
File/File/File – Valet

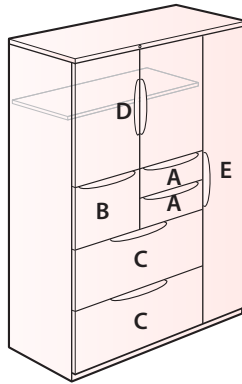
#### Dimensions (Actual)

	HEIGHT	DEPTH	WIDTH
5H COMBINATION UNIT (Exterior Dimensions)	63 1/2"	18" 3/4	29 7/8"
(A) BOX DRAWER (Interior Dimensions)	5"	14 1/4"	12 1/2"
(B) FILE DRAWER (Interior Dimensions)	10 1/4"	14 1/4"	12 1/2"
(C) STORAGE AREA WITH HINGED DOOR (Interior Dimensions) • Includes one adjustable shelf that adjusts in 2 1/2" increments • Lowest Shelf mounting position – 5 3/4" from the bottom of compartment • Highest Shelf mounting position – 6 3/8" from the top of compartment	23 7/8"	17 7/8"	13 1/4"
(D) VALET (Interior Dimensions) • Includes one coat rod 58 3/8" from the bottom of the Valet.	59 7/8"	17 7/8"	13 3/4"

### X Series – 5H Combination Units with Valets – Freestanding



5H – Combination Unit  
with Valet 42" Wide –  
24" High Storage/  
Laterals – Valet



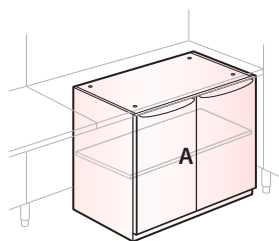
5H – Combination Unit  
with Valet 42" Wide –  
24" High Storage/File/Box/Box/  
Two Laterals – Valet

#### Dimensions (Actual)

	HEIGHT	DEPTH	WIDTH
5H COMBINATION UNIT (Exterior Dimensions)	63 1/2"	18" 3/4	41 7/8"
(A) BOX DRAWER (Interior Dimensions)	5"	14 1/4"	12 1/2"
(B) FILE DRAWER (Interior Dimensions)	10 1/4"	14 1/4"	12 1/2"
(C) LATERAL FILE DRAWER (Interior Dimensions)	11 3/8"	15 9/16"	26 9/16"
(D) STORAGE AREA WITH HINGED DOORS (Interior Dimensions) • Includes one adjustable shelf that adjusts in 2 1/2" increments • Lowest Shelf mounting position – 5 3/4" from the bottom of compartment • Highest Shelf mounting position – 6 3/8" from the top of compartment	23 7/8"	17 7/8"	34 1/4"
(E) VALET (Interior Dimensions) • Includes one coat rod 58 3/8" from the bottom of the Valet.	59 7/8"	17 7/8"	10 1/4"

## Product Details – Dimensions

### X Series – 2H Storage Cabinet – Attached

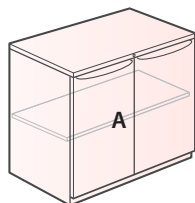


2H – Storage Cabinet – Attached

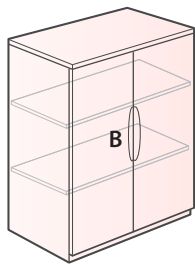
#### Dimensions (Actual)

	HEIGHT	DEPTH	WIDTH OPTIONS		
<b>2H STORAGE CABINET (Exterior Dimensions)</b>	27 ½"	18 ¾"	29 ⅞"	35 ⅞"	41 ⅞"
<b>(A) STORAGE AREA WITH HINGED DOORS (Interior Dimensions)</b>					
• Includes one adjustable shelf that adjusts in 2 ½" increments					
• Lowest Shelf mounting position – 6 ¾" from the bottom of compartment	23 ⅞"	17 ⅞"	28 ¼"	34 ¼"	40 ¼"
• Highest Shelf mounting position – 5 ⅞" from the top of compartment					

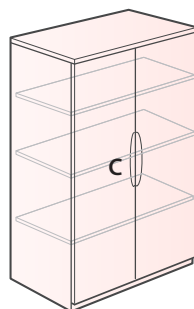
### X Series – Storage Cabinet – Freestanding



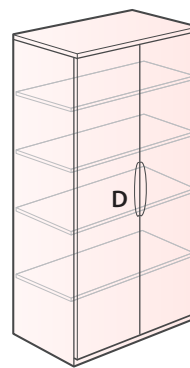
2H – Storage Cabinet – Free-standing



3H – Storage Cabinet – Free-standing



4H – Storage Cabinet – Free-standing



5H – Storage Cabinet – Free-standing

#### Dimensions (Actual)

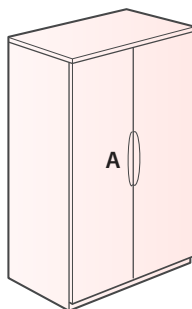
	HEIGHT	DEPTH	WIDTH OPTIONS		
<b>2H STORAGE CABINET (Exterior Dimensions)</b>	27 ½"	18 ¾"	29 ⅞"	35 ⅞"	41 ⅞"
<b>(A) STORAGE AREA WITH HINGED DOOR (Interior Dimensions)</b>					
• Includes one adjustable shelf that adjusts in 6" increments					
• Lowest Shelf mounting position – 6 ¾" from the bottom of compartment	23 ⅞"	17 ⅞"	28 ¼"	34 ¼"	40 ¼"
• Highest Shelf mounting position – 5 ⅞" from the top of compartment					
<b>3H STORAGE CABINET (Exterior Dimensions)</b>	39 ½"	18 ¾"	29 ⅞"	35 ⅞"	41 ⅞"
<b>(B) STORAGE AREA WITH HINGED DOOR (Interior Dimensions)</b>					
• Includes two adjustable shelves that adjusts in 6" increments					
• Lowest Shelf mounting position – 6 ¾" from the bottom of compartment	35 ⅞"	17 ⅞"	28 ¼"	34 ¼"	40 ¼"
• Highest Shelf mounting position – 5 ⅞" from the top of compartment					
<b>4H STORAGE CABINET (Exterior Dimensions)</b>	51 ½"	18 ¾"	29 ⅞"	35 ⅞"	41 ⅞"
<b>(C) STORAGE AREA WITH HINGED DOOR (Interior Dimensions)</b>					
• Includes three adjustable shelves that adjusts in 6" increments					
• Lowest Shelf mounting position – 6 ¾" from the bottom of compartment	47 ⅞"	17 ⅞"	28 ¼"	34 ¼"	40 ¼"
• Highest Shelf mounting position – 5 ⅞" from the top of compartment					
<b>5H STORAGE CABINET (Exterior Dimensions)</b>	63 ½"	18 ¾"	29 ⅞"	35 ⅞"	41 ⅞"
<b>(D) STORAGE AREA WITH HINGED DOOR (Interior Dimensions)</b>					
• Includes four adjustable shelves that adjusts in 6" increments					
• Lowest Shelf mounting position – 6 ¾" from the bottom of compartment	59 ⅞"	17 ⅞"	28 ¼"	34 ¼"	40 ¼"
• Highest Shelf mounting position – 5 ⅞" from the top of compartment					

#### Note

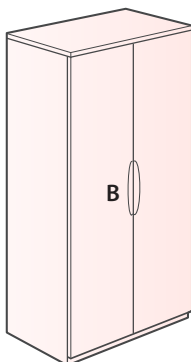
- A Shelf Insert Liner is available in eparts that provides shelf adjustment flexibility to 2 ½".
- Storage Cabinet weight capacity for shelves:
  - 30" Fixed and adjustable shelf is 76 lbs.
  - 36" Fixed and adjustable shelf is 93 lbs.
  - 42" Fixed and adjustable shelf is 109 lbs.

## Product Details – Dimensions

### X Series – Wardrobes



4H – Wardrobe

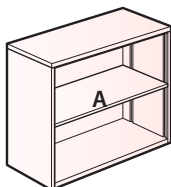


5H – Wardrobe

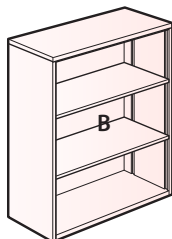
#### Dimensions (Actual)

	HEIGHT	DEPTH	WIDTH OPTIONS		
<b>4H WARDROBE</b> (Exterior Dimensions)	51 ½"	18 ¾"	29 ⅞"	35 ⅞"	41 ⅞"
<b>(A) HINGED DOOR</b> (Interior Dimensions) <ul style="list-style-type: none"> <li>Includes one adjustable shelf that adjusts in 6" increments</li> <li>Lowest Shelf mounting position – 5 ¾" from the bottom of compartment</li> <li>Highest Shelf mounting position – 6 ¾" from the top of compartment</li> <li>Includes one coat rod located 3" below the top</li> </ul>	47 ⅞"	17 ⅞"	28 ¼"	34 ¼"	40 ¼"
<b>5H WARDROBE</b> (Exterior Dimensions)	63 ½"	18 ¾"	29 ⅞"	35 ⅞"	41 ⅞"
<b>(B) HINGED DOOR</b> (Interior Dimensions) <ul style="list-style-type: none"> <li>Includes one adjustable shelf that adjusts in 6" increments</li> <li>Lowest Shelf mounting position – 5 ¾" from the bottom of compartment</li> <li>Highest Shelf mounting position – 6 ¾" from the top of compartment</li> <li>Includes one coat rod located 3" below the top</li> </ul>	59 ⅞"	17 ⅞"	28 ¼"	34 ¼"	40 ¼"

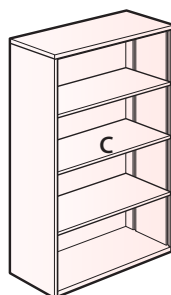
### X Series – Bookcases



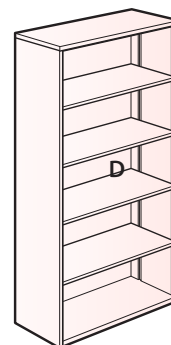
2H – Bookcase



3H – Bookcase



4H – Bookcase



5H – Bookcase

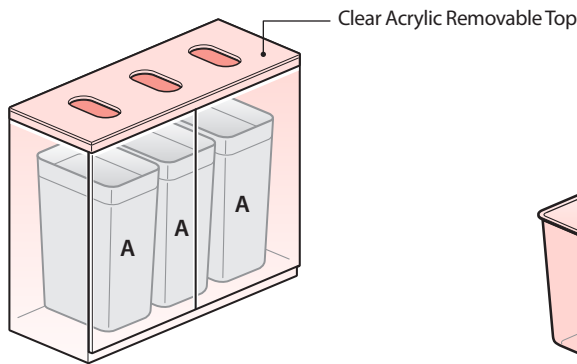
#### Dimensions (Actual)

	HEIGHT	DEPTH	WIDTH OPTIONS		
<b>2H BOOKCASE</b> (Exterior Dimensions)	27 ½"	14"	29 ⅞"	35 ⅞"	41 ⅞"
<b>(A) BOOKCASE</b> (Interior Dimensions) <ul style="list-style-type: none"> <li>Includes one adjustable shelf that adjusts in 1 ¾" increments</li> <li>Lowest Shelf mounting position – 4 ¼" from the bottom of compartment</li> <li>Highest Shelf mounting position – 3 ¾" from the top of compartment</li> </ul>	23 ⅞"	14"	28 ¼"	34 ¼"	40 ¼"
<b>3H BOOKCASE</b> (Exterior Dimensions)	39 ½"	14"	29 ⅞"	35 ⅞"	41 ⅞"
<b>(B) BOOKCASE</b> (Interior Dimensions) <ul style="list-style-type: none"> <li>Includes two adjustable shelves that adjusts in 1 ¾" increments</li> <li>Lowest Shelf mounting position – 4 ¼" from the bottom of compartment</li> <li>Highest Shelf mounting position – 3 ¾" from the top of compartment</li> </ul>	35 ⅞"	14"	28 ¼"	34 ¼"	40 ¼"
<b>4H BOOKCASE</b> (Exterior Dimensions)	51 ½"	14"	29 ⅞"	35 ⅞"	41 ⅞"
<b>(C) BOOKCASE</b> (Interior Dimensions) <ul style="list-style-type: none"> <li>Includes three adjustable shelves that adjusts in 1 ¾" increments</li> <li>Lowest Shelf mounting position – 4 ¼" from the bottom of compartment</li> <li>Highest Shelf mounting position – 3 ¾" from the top of compartment</li> </ul>	47 ⅞"	14"	28 ¼"	34 ¼"	40 ¼"
<b>5H BOOKCASE</b> (Exterior Dimensions)	63 ½"	14"	29 ⅞"	35 ⅞"	41 ⅞"
<b>(D) BOOKCASE</b> (Interior Dimensions) <ul style="list-style-type: none"> <li>Includes four adjustable shelves that adjusts in 1 ¾" increments</li> <li>Lowest Shelf mounting position – 4 ¼" from the bottom of compartment</li> <li>Highest Shelf mounting position – 3 ¾" from the top of compartment</li> </ul>	59 ⅞"	14"	28 ¼"	34 ¼"	40 ¼"

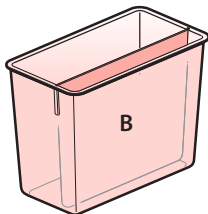


Product Details – Dimensions

X Series – Recycling Solutions



Recycle Station



Recycling / Trash Bin

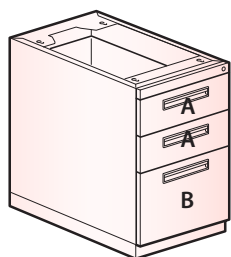
- Note
- Can be used suspended from hanging rails in X Series, V Series, A Series, Beside, Compose and Masters Series pedestals and lateral filing drawers.
  - The Recycling/Trash Bin does not accommodate hanging files.

Dimensions – Nominal (Actual)

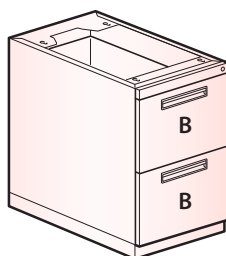
	HEIGHT	DEPTH	WIDTH
RECYCLE STATION (Exterior Dimensions)	(39 1/2")	(18 3/4")	(48")
RECYCLE STATION (Interior Dimensions)	(32 1/6")	(18")	(46 7/8")
(A) RECYCLE STATION BINS – 23 GALLON (Interior Dimensions)	(31")	(15 1/2")	(16 1/2")
(B) RECYCLING TRASH BIN (Interior Dimensions)	(9")	(12 1/2")	(6 1/2")

## Product Details – Dimensions

### V Series – Attached Pedestals



Box/Box/File – Attached

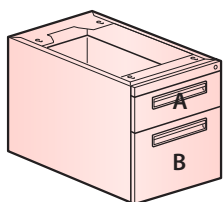


File/File – Attached

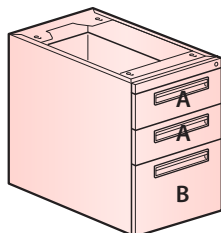
#### Dimensions (Actual)

	HEIGHT	DEPTHS			WIDTH
2H PEDESTAL (Exterior Dimensions)	27 ½"	17"	23"	29"	15"
(A) BOX DRAWER – INTERIOR	5"	14 ¼"	20 ¼"	26 ¼"	12 ½"
(B) FILE DRAWER – INTERIOR	10 ¼"	14 ¼"	20 ¼"	26 ¼"	12 ½"

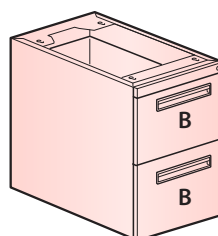
### V Series – Suspended Pedestals



Box/File – Suspended



Box/Box/File – Suspended

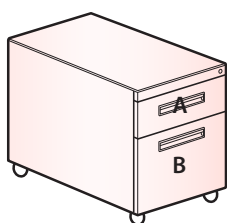


File/File – Suspended

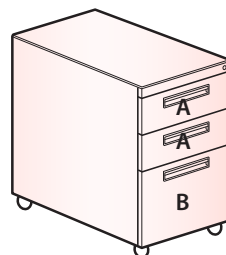
#### Dimensions (Actual)

	HEIGHT	DEPTHS		WIDTH
BOX/FILE (Exterior Dimensions)	19 ⅝"	17"	23"	15"
BOX/BOX/FILE (Exterior Dimensions)	25 ⅝"	17"	23"	15"
FILE/FILE (Exterior Dimensions)	25 ⅝"	17"	23"	15"
(A) BOX DRAWER (Interior Dimensions)	5"	14 ¼"	20 ¼"	12 ½"
(B) FILE DRAWER (Interior Dimensions)	10 ¼"	14 ¼"	20 ¼"	12 ½"

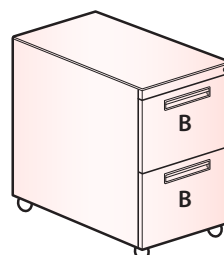
### V Series – Mobile Pedestals



Box/File –  
Mobile Pedestal



Box/Box/File – Mobile  
Pedestal



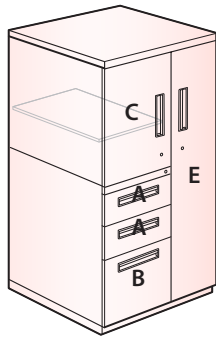
File/File –  
Mobile Pedestal

#### Dimensions (Actual)

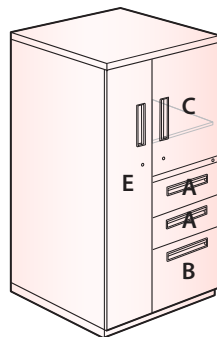
	HEIGHT	DEPTHS		WIDTH
BOX/FILE (Exterior Dimensions)	21 ½"	17"	23"	15"
BOX/BOX/FILE (Exterior Dimensions)	27 ½"	17"	23"	15"
FILE/FILE (Exterior Dimensions)	27 ½"	17"	23"	15"
(A) BOX DRAWER (Interior Dimensions)	5"	14 ¼"	20 ¼"	12 ½"
(B) FILE DRAWER (Interior Dimensions)	10 ¼"	14 ¼"	20 ¼"	12 ½"

## Product Details – Dimensions

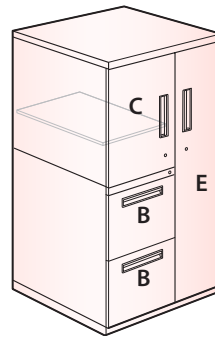
### V Series – 4H Personal Storage Towers with Upper Storage



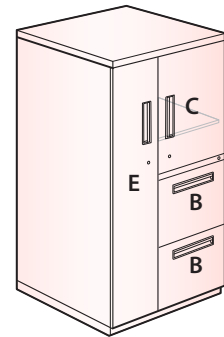
4H –  
24" Storage/Box/Box/  
File (L) – Valet (R)



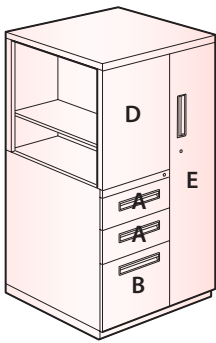
4H –  
Valet (L) – 24" Storage/  
Box/Box/File (R)



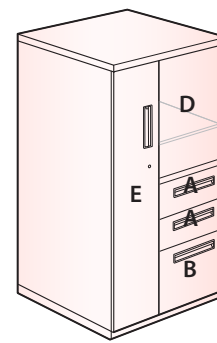
4H –  
Valet (L) – 24" Storage/  
File/File (R)



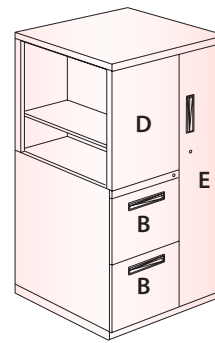
4H –  
Valet (L) – 24" Storage/  
File/File (R)



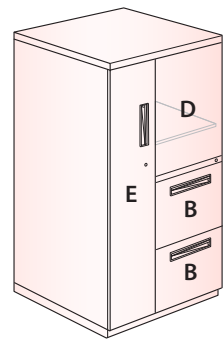
4H –  
24" Bookcase/Box/  
Box/File (L) – Valet (R)



4H – Valet (L) – 24"  
Bookcase/Box/  
Box/File (R)



4H –  
24" Bookcase/File/  
File (L) – Valet (R)



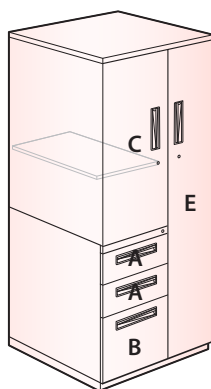
4H –  
Valet (L) – 24" Bookcase/  
File/File (R)

#### Dimensions (Actual)

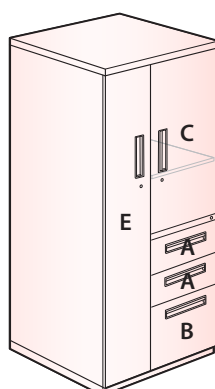
	HEIGHT	DEPTH	WIDTH
<b>4H PERSONAL STORAGE TOWER</b> (Exterior Dimensions)	51 ½"	23 ⅝"	24"
<b>(A) BOX DRAWER</b> (Interior Dimensions)	5"	17"	12 ½"
<b>(B) FILE DRAWER</b> (Interior Dimensions)	10 ¼"	17"	12 ½"
<b>(C) HINGED DOOR STORAGE</b> (Interior Dimensions) <ul style="list-style-type: none"> <li>Includes one adjustable shelf that adjusts in 2 ½" increments</li> <li>Lowest Shelf mounting position – 4 ⅞" from the bottom of compartment</li> <li>Highest Shelf mounting position – 4 ⅞" from the top of compartment</li> </ul>	22 ¾"	21 ⅞"	14 ½"
<b>(D) SIDE FACING BOOKCASE</b> (Interior Dimensions) <ul style="list-style-type: none"> <li>Includes one adjustable shelf that adjusts in 3 ⅞" increments</li> <li>Lowest Shelf mounting position – 4 ⅞" from the bottom of compartment</li> <li>Highest Shelf mounting position – 4 ⅞" from the top of compartment</li> </ul>	21 ⅝"	14 ⅞"	22 ¾"
<b>(E) VALET</b> (Interior Dimensions) <ul style="list-style-type: none"> <li>Includes one coat rod 46 ¼" from the bottom of the Valet.</li> </ul>	48 ½"	22 ⅞"	8 ⅞"

## Product Details – Dimensions

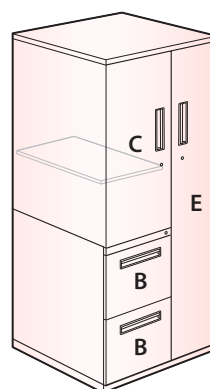
### V Series – 5H Personal Storage Towers with Upper Storage



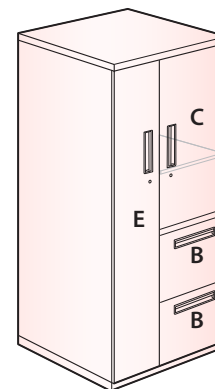
5H –  
36" Storage/Box/Box/  
File (L) – Valet (R)



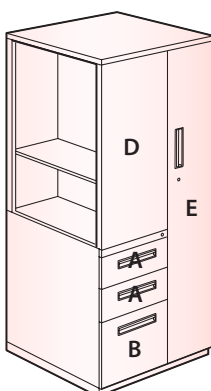
5H –  
Valet (L) – 36" Storage/  
Box/Box/File (R)



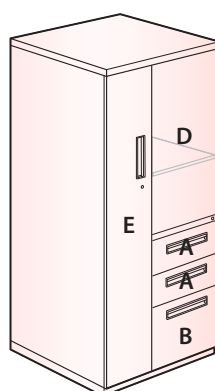
5H –  
36" Storage/File/File (L) –  
Valet (R)



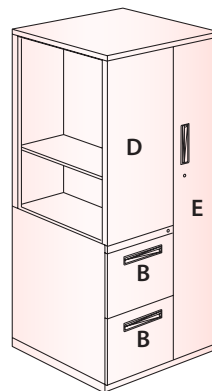
5H –  
Valet (L) – 36" Storage/  
File/File (R)



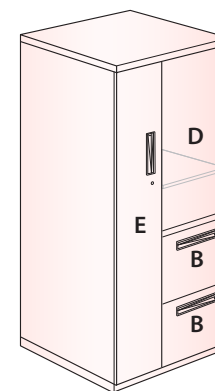
5H –  
36" Bookcase/Box/Box/File (L)  
– Valet (R)



5H –  
Valet (L) –  
36" Bookcase/Box/Box/File (R)



5H –  
36" Bookcase/File/File (R) –  
Valet (L)



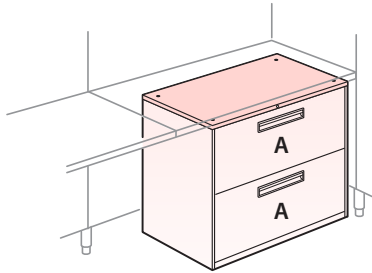
5H –  
Valet (L) –  
36" Bookcase/File/File (R)

#### Dimensions (Actual)

	HEIGHT	DEPTH	WIDTH
<b>5H PERSONAL STORAGE TOWER (Exterior Dimensions)</b>	63 ½"	23 ⅝"	24"
<b>(A) BOX DRAWER (Interior Dimensions)</b>	5"	17"	12 ½"
<b>(B) FILE DRAWER (Interior Dimensions)</b>	10 ¼"	17"	12 ½"
<b>(C) HINGED DOOR STORAGE (Interior Dimensions)</b> <ul style="list-style-type: none"> <li>Includes one adjustable shelf that adjusts in 2 ½" increments</li> <li>Lowest Shelf mounting position – 12 ½" from the bottom of compartment</li> <li>Highest Shelf mounting position – 9" from the top of compartment</li> </ul>	34 ⅜"	22 ⅛"	14 ⅜"
<b>(D) SIDE FACING BOOKCASE (Interior Dimensions)</b> <ul style="list-style-type: none"> <li>Includes one adjustable shelf that adjusts in 6 ⅝" increments</li> <li>Lowest Shelf mounting position – 12 ½" from the bottom of compartment</li> <li>Highest Shelf mounting position – 15" from the top of compartment</li> </ul>	33 ⅝"	14 15⁄16"	22 ¾"
<b>(E) VALET (Interior Dimensions)</b> <ul style="list-style-type: none"> <li>Includes one coat rod 58 ⅜" from the bottom of the Valet.</li> </ul>	60 ½"	22 7⁄8"	8 ⅝"

## Product Details – Dimensions

### V Series – 2H Lateral File – Attached

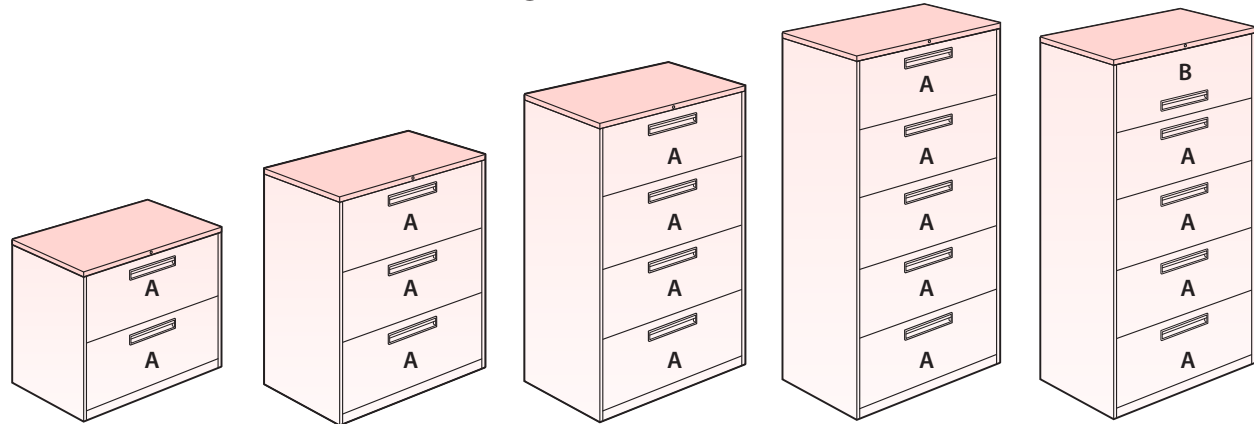


2H – Lateral File – Attached

#### Dimensions (Actual)

	HEIGHT	DEPTH	WIDTH OPTIONS		
2H LATERAL FILE (Exterior Dimensions)	(51 ½")	(18")	30" (29 ⅞")	36" (35 ⅞")	42" (41 ⅞")
(A) LATERAL FILE DRAWER (Interior Dimensions)	(11 ⅜")	(15 ⅝")	(26 ⅝")	(32 ⅝")	(38 ⅝")

### V Series – Lateral Files – Free Standing



2H – Lateral File – Freestanding

3H – Lateral File – Freestanding

4H – Lateral File – Freestanding

5H – Lateral File – Freestanding

5H – Lateral File – with Top Receding Door and Roll-out Shelf – Freestanding

#### Dimensions (Actual)

	HEIGHT	DEPTH	WIDTH OPTIONS		
2H LATERAL FILE (Exterior Dimensions)	27 ½"	18"	29 ⅞"	35 ⅞"	41 ⅞"
3H LATERAL FILE (Exterior Dimensions)	39 ½"	18"	29 ⅞"	35 ⅞"	41 ⅞"
4H LATERAL FILE (Exterior Dimensions)	51 ½"	18"	29 ⅞"	35 ⅞"	41 ⅞"
5H LATERAL FILE (Exterior Dimensions)	63 ½"	18"	29 ⅞"	35 ⅞"	41 ⅞"
(A) LATERAL FILE DRAWER (Interior Dimensions)	11 ⅜"	15 ⅝"	26 ⅝"	32 ⅝"	38 ⅝"
(B) TOP RECEDING DOOR (Interior Dimensions)	10 ½"	15 ½"	28 ¼"	34 ¼"	40 ¼"

#### Note

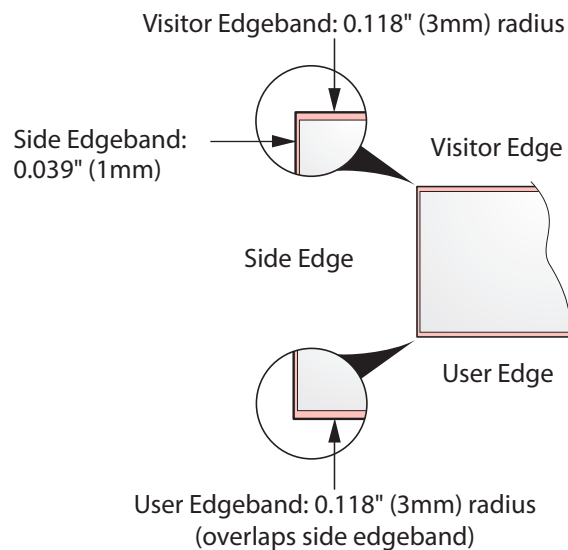
- X Series and V Series standard steel tops are not intended to be a load bearing surface, separately specified File Tops or Common File Tops are required for seating applications or for applications that would apply any load on the standard steel top.

## Product Details – Features and Options

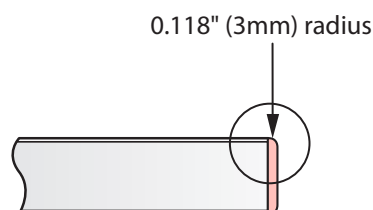
### Desk Top Edge Options – X Series and V Series

#### Laminate Worksurfaces: 1 $\frac{3}{16}$ " thick

- 0.118" (3mm) radius edgeband on the User Edge and Visitor Edge capped with 0.039" (1mm) thick edgeband on the sides.

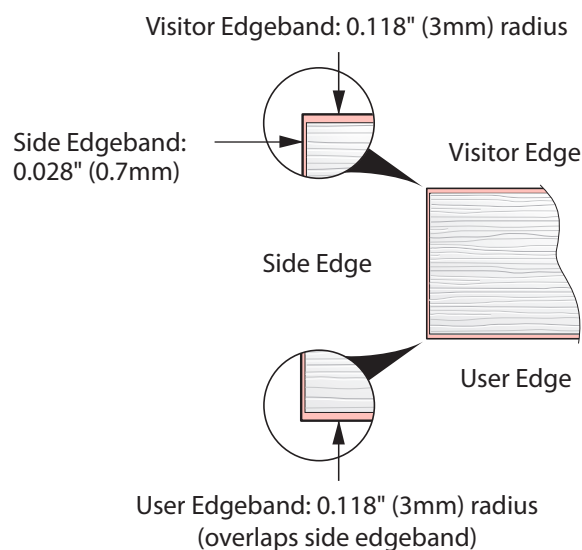


#### Laminate Edgeband: Side View

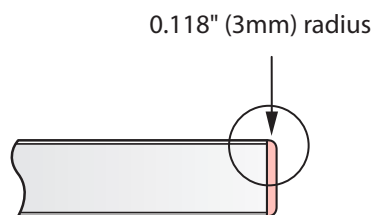


#### Wood Worksurfaces: 1 $\frac{3}{16}$ " thick

- 0.118" (3mm) radius edgeband on the User Edge and Visitor Edge capped with 0.028" (0.7mm) thick edgeband on the sides.



#### Wood Edgeband: Side View

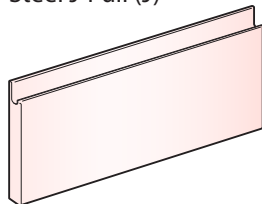


## Product Details – Features and Options

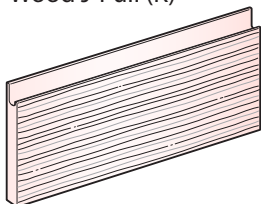
### Pull Options for Drawers and Doors – X Series and V Series

#### X Series – Integrated Pull Options:

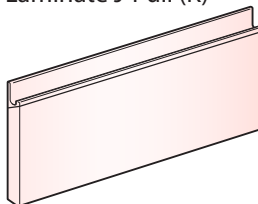
Steel J-Pull (J)



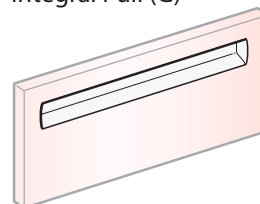
Wood J-Pull (K)



Laminate J-Pull (K)

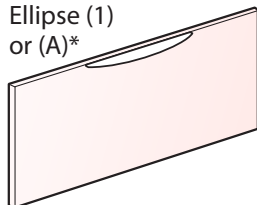


Integral Pull (G)

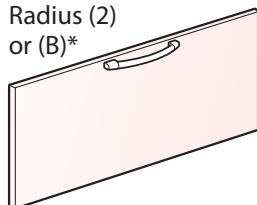


#### X Series – Attached Pull Options:

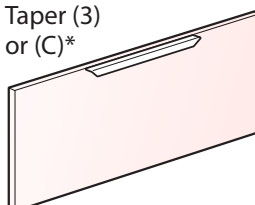
Ellipse (1)  
or (A)\*



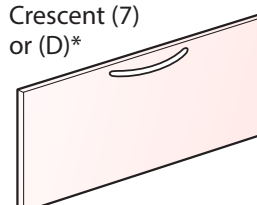
Radius (2)  
or (B)\*



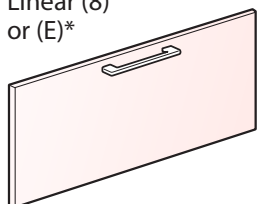
Taper (3)  
or (C)\*



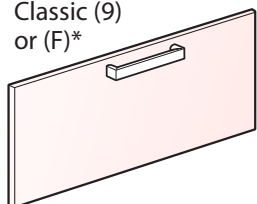
Crescent (7)  
or (D)\*



Linear (8)  
or (E)\*



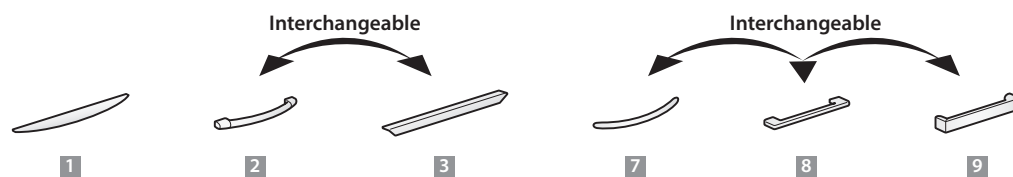
Classic (9)  
or (F)\*



\* Touch Latch door option pull codes.

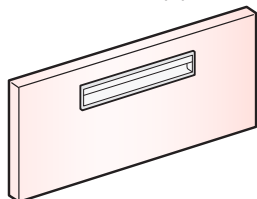
#### Note

Some attached pulls are interchangeable: Radius/Taper and Crescent/Linear/Classic.

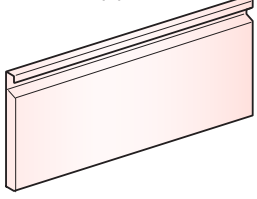


#### V Series – Integrated Pull Options:

Standard Pull (5)



Full Pull (L)



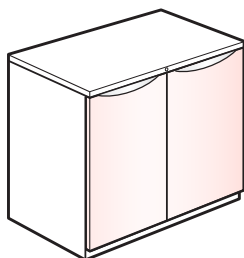


## Product Details – Features and Options

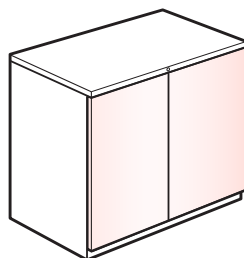
### Touch Latch Options – X Series and V Series

#### Touch Latch Doors

- X Series and V Series storage components with doors can be specified with the Touch Latch option.
- Storage components with two doors will have the touch latch on the right-hand door.



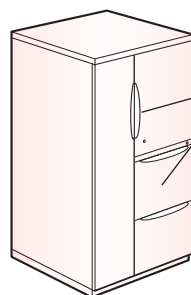
Without Touch Latch



With Touch Latch

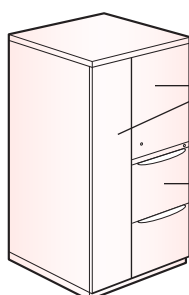
#### X Series Personal Storage Towers

- X Series Personal Storage Towers have the option of being ordered with or without Touch Latch doors.



Drawers/Doors  
specified with pulls:  
1, 2, 3, 7, 8, 9

X Series PST without Touch Latch




Touch Latch on valet and storage  
doors (no pull)

Drawers specified with pulls:  
A, B, C, D, E, F, J, K, or G

X Series PST with Touch Latch

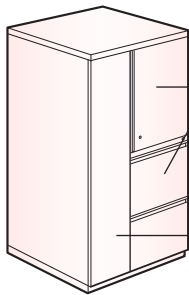
#### V Series Personal Storage Towers

- V Series Personal Storage Tower with Touch Latch option will have vertical full pulls on storage door and drawers. Valet door will be touch latch without pull.



All doors and drawers  
with Standard Pull.

V Series PST without Touch Latch



Full Pull only on storage door  
and drawers (no Touch Latch  
on storage door).

Touch Latch Valet Door  
(no pull)

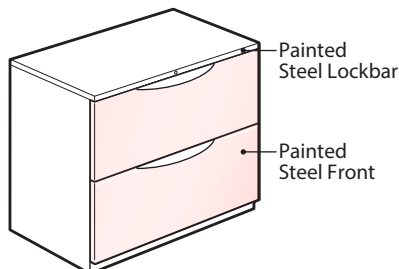
V Series PST with Touch Latch

## Product Details – Features and Options

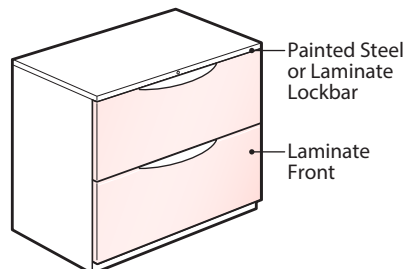
### Lockbar Options – X Series and V Series

Filing and Storage products with laminate fronts can be specified with a painted steel or laminate lockbar. Wood fronts can be specified with a painted steel or wood lockbar

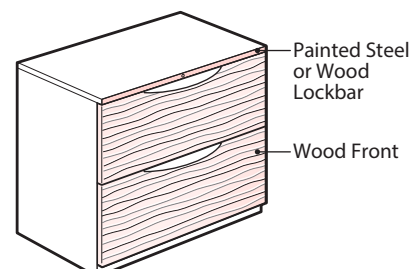
(S) Painted Steel Front / Steel Lockbar



(L) Laminate Front / Painted Steel Lockbar  
(T) Laminate Front / Laminate Lockbar



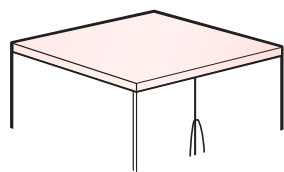
(W) Wood Front / Painted Steel Lockbar  
(R) Wood Front / Wood Lockbar



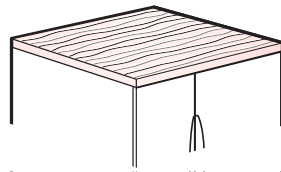
### Personal Storage Top Options – X Series

X Series Personal Storage Towers have the option on being specified with painted steel tops, translucent tops, or wood tops. Refer to Price List for height and front requirements.

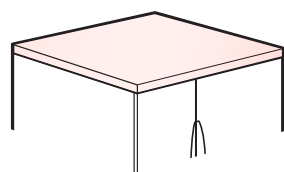
(R) Regular Painted Steel Top



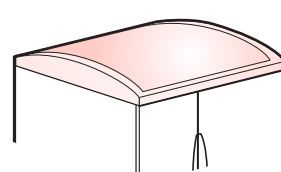
(W) Wood Top



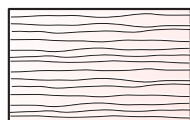
(L) Laminate Top




(T) Translucent Top



### Wood Grain Direction



**Double-Cut**  
• Grain runs horizontally on double-cut veneer (Group A) with 1mm edgeband.

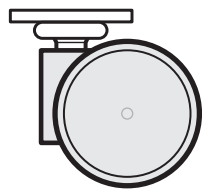


**Natural**  
• Grain runs vertically on natural veneer (Group B) with 1mm edgeband.

## Product Details – Features and Options

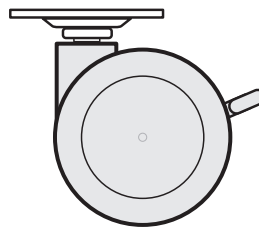
### Caster Options – X Series and V Series

Casters are available on some X Series pedestals and personal storage towers.



#### Pedestal Caster

- Caster replaces base on the pedestal and overall height remains the same Dual wheel
- 1.5" diameter, non-locking
- Mobile: front wheel fixed, rear swivel
- Tug: front wheel swivel, rear fixed



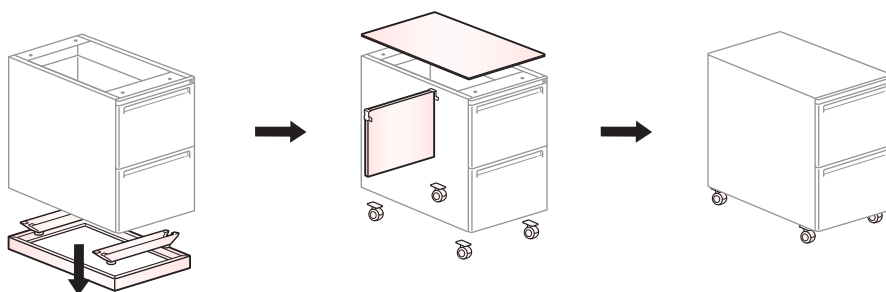
#### Personal Storage Tower Caster

- Add 3" to overall height
- Dual wheel
- 2.9" diameter
- Front: non-locking, fixed
- Rear: locking, swivel

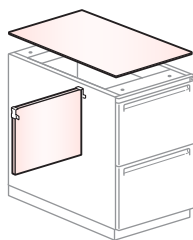
### X Series and V Series Pedestal Conversion Kits

Kits are available to change pedestals from: Attached to Mobile, Attached to Stationary, and Mobile to Attached. This requires the removal and installation of the following:

- Attached to Mobile: remove base assembly, install top, casters, and counterweight
- Mobile to Attached: remove casters, top and counterweight, and install base assembly and spacers
- Not applicable with Tug pedestals



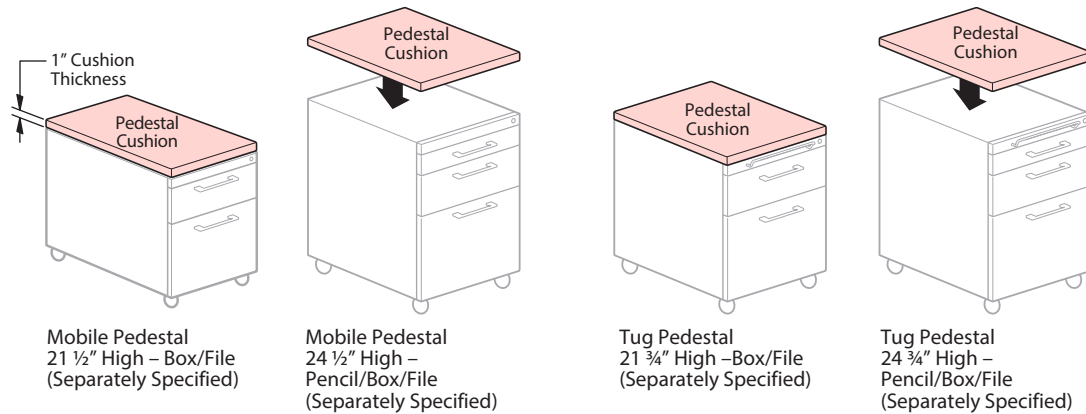
- Attached to Stationary: install top and counterweight



## Product Details – Features and Options

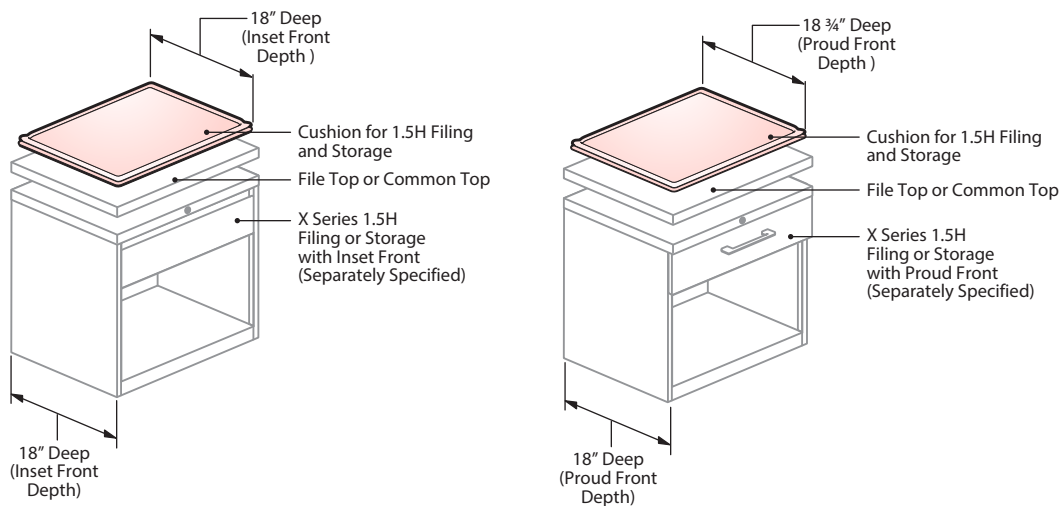
### Pedestal Cushion Kits

- Mobile and Tug pedestals can be specified to accept a cushion top, or can have a cushion top added in the field.
- Pedestal cushion kits are always specified separately from the pedestal.
- Cushion depth must match pedestal depth.
- A cushion top adds 1" to the overall height of a mobile or tug pedestal.
- To ensure clearance under a standard-height worksurface, only install a cushion top on a box/file or pencil/box/file pedestal.



### Cushion for 1.5H Filing and Storage Products

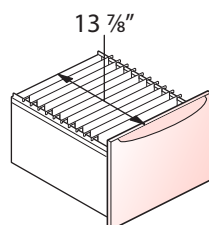
- When adding a cushion to X Series 1.5H products to provide guest seating, a file top or common file top is required; specified separately.
- Cushions are available in two depths - 18" matches inset front products, 18 3/4" matches proud front products.
- Cushion width must not exceed storage product width.



## Product Details – File Drawer Configurations and Load Capacities

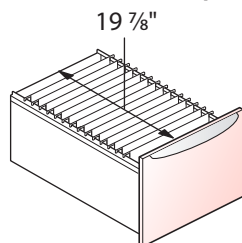
### X Series Pedestals

#### 17" (457mm) Deep X Series Pedestal File Drawer

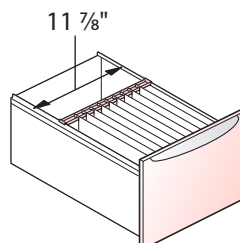


Front to Back Letter Filing Configuration Provides: 13 7/8" (422mm) of Filing

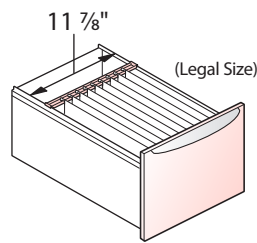
#### 23" (584mm) Deep X Series Pedestal File Drawer



Front to Back Letter Filing Configuration Provides: 19 7/8" (505mm) of Filing

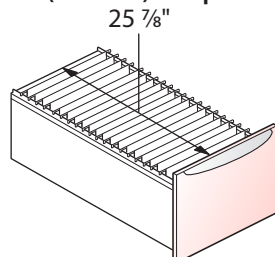


Side to Side Letter Filing Configuration Provides: 11 7/8" (302mm) of Filing

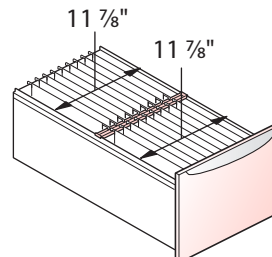


Side to Side Legal Filing Configuration Provides: 11 7/8" (302mm) of Filing

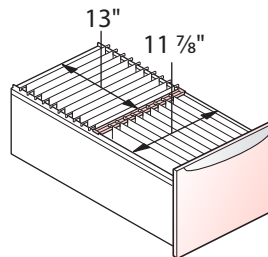
#### 29" (737mm) Deep X Series Pedestal File Drawer



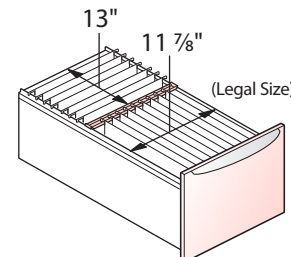
Front to Back Letter Filing Configuration Provides: 25 7/8" (657mm) of Filing



Side to Side Letter Filing/ Side to Side Letter Filing Configuration Provides: 23 3/4" (603mm) of Filing\*



Front to Back Letter Filing/ Side to Side Letter Filing Configuration Provides: 23 3/4" (603mm) of Filing



Front to Back Letter Filing/ Side to Side Legal Filing Configuration Provides: 21 7/8" (632mm) of Filing

\* Requires separately specified Side-to-Side File Conversion Bar Kit (VPL2-12) which includes two bars. One bar per drawer needed.

### X Series Pedestal Drawer Load Capacities

NOMINAL SIZE	CLEAR HEIGHT	DRAWER DEPTH	WIDTH	NOMINAL CASE DEPTH	CUBIC INCHES	LOAD (LBS.)
3"	2.625"	14.96"	12.4"	18"	487	8 lbs.
6"	5"	14.25"	12.5"	18"	891	15 lbs.
12"	10.25"	14.25"	12.5"	18"	1826	31 lbs.
3"	2.625"	20.96"	12.4"	24"	682	12 lbs.
6"	5"	20.25"	12.5"	24"	1266	22 lbs.
12"	10.25"	20.25"	12.5"	24"	2595	44 lbs.
3"	2.625"	26.96"	12.4"	30"	878	15 lbs.
6"	5"	26.25"	12.5"	30"	1641	28 lbs.
12"	10.25"	26.25"	12.5"	30"	3363	57 lbs.

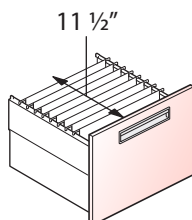
#### Notes

- Drawer load ratings are based on BIFMA load requirement of 0.017 lbs per cubic inch of drawer volume.
- Each file drawer includes one compressor.

## Product Details – File Drawer Configurations and Load Capacities

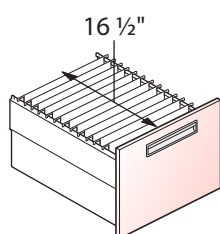
### V Series Pedestals

#### 17" (457mm) Deep V Series Pedestal File Drawer

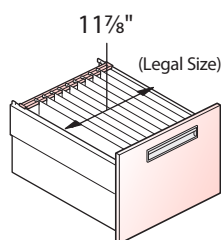


Front to Back Letter Filing  
Configuration Provides:  
11 1/2" (292mm) of filing

#### 23" (584mm) Deep V Series Pedestal File Drawer

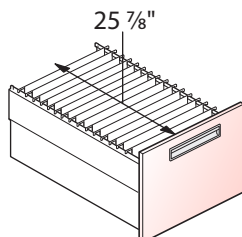


Front to Back Letter Filing  
Configuration Provides:  
16 1/2" (419mm) of filing

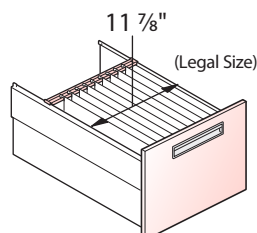


Side to Side Legal Filing  
Configuration Provides:  
11 7/8" (302mm) of Filing\*

#### 29" (737mm) Deep V Series Pedestal File Drawer



Front to Back Letter Filing  
Configuration Provides:  
19 1/2" (495mm) of filing



Side to Side Legal Filing  
Configuration Provides:  
11 7/8" (302mm) of Filing\*

\* Requires separately specified Legal Filing Kit (VPL1-12) or Legal Hanging Bars (VPL2-12).

### V Series Pedestal Drawer Load Capacities

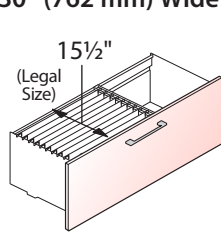
NOMINAL SIZE	CLEAR HEIGHT	DRAWER DEPTH	WIDTH	NOMINAL CASE DEPTH	CUBIC INCHES	LOAD (LBS.)
6"	5"	12"	12.5"	18"	720	12 lbs.
12"	10.25"	12"	12.5"	18"	1476	25 lbs.
6"	5"	17"	12.5"	24"	1020	17 lbs.
12"	10.25"	17"	12.5"	24"	2091	36 lbs.
6"	5"	20"	12.5"	30"	1200	20 lbs.
12"	10.25"	20"	12.5"	30"	2460	42 lbs.

**Notes** • Drawer load ratings are based on BIFMA load requirement of 0.017 lbs per cubic inch of drawer volume.

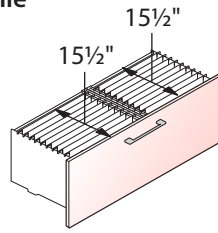
## Product Details – File Drawer Configurations and Load Capacities

### X Series Lateral Files

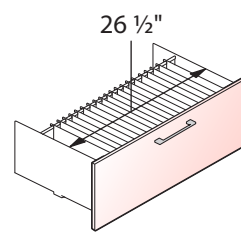
#### 30" (762 mm) Wide X Series Lateral File



Front to Back Legal Filing Configuration Provides: 15 1/2" (394 mm) of Filing\*

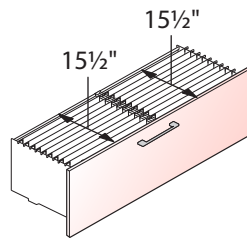


Front to Back Letter Filing/  
Front to Back Letter Filing Configuration Provides: 31" (787 mm) of Filing\*

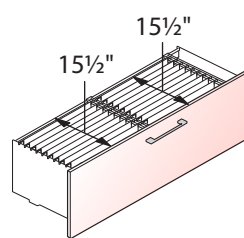


Side to Side Letter or Legal Filing Configuration Provides: 26 1/2" (673mm) of Filing

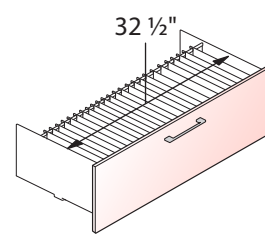
#### 36" (914 mm) Wide X Series Lateral File



Front to Back Legal Filing/  
Front to Back Legal Filing Configuration Provides: 31" (787 mm) of Filing\*

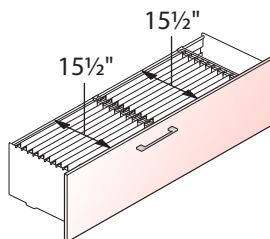


Front to Back Letter Filing/  
Front to Back Letter Filing Configuration Provides: 31" (787 mm) of Filing\*

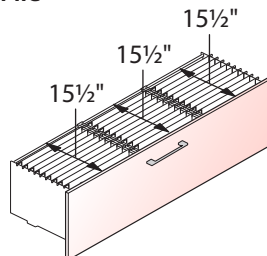


Side to Side Letter or Legal Filing Configuration Provides: 32 1/2" (826mm) of Filing

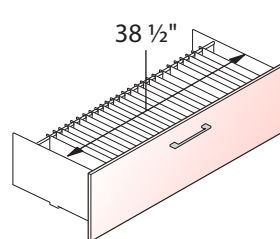
#### 42" (1067 mm) Wide X Series Lateral File



Front to Back Legal Filing/  
Front to Back Legal Filing Configuration Provides: 31" (787 mm) of Filing\*



Front to Back Letter Filing/  
Front to Back Letter Filing/  
Front to Back Letter Filing Configuration Provides: 46 1/2" (1181 mm) of Filing\*



Side to Side Letter or Legal Filing Configuration Provides: 38 1/2" (978 mm) of Filing

\* Requires separately specified front-to-back hanging bars (JFFA-15) which includes two bars.

### X Series Lateral File Drawer Load Capacities

NOMINAL SIZE	CLEAR HEIGHT	DRAWER DEPTH	WIDTH	CUBIC INCHES	LOAD (LBS.)
12 x 30"	11.4"	15.56"	26.56"	4711	80 lbs.
12 x 36"	11.4"	15.56"	32.56"	5776	98 lbs.
12 x 42"	11.4"	15.56"	38.56"	6840	116 lbs.

- Note**
- Drawer load ratings are based on BIFMA load requirement of 0.017 lbs per cubic inch of drawer volume.
  - Side-to-side hanging bar positions are provided in each lateral file drawer to allow depth adjustment for different hanging folder sizes.

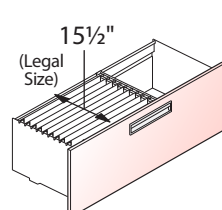
**Tip** Front-to-back hanging bars are recommended for used in 30" and 42" wide drawers for optimum file space.



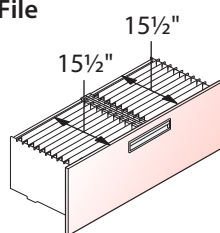
# Product Details – File Drawer Configurations and Load Capacities

## V Series Lateral Files

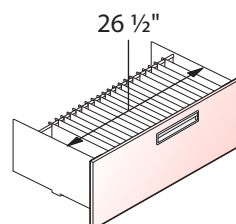
### 30" (762 mm) Wide V Series Lateral File



Front to Back Legal Filing Configuration Provides: 15 1/2" (394 mm) of Filing\*

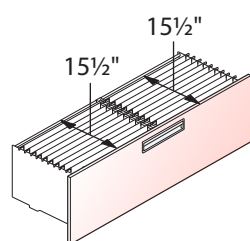


Front to Back Letter Filing/ Front to Back Letter Filing Configuration Provides: 31" (787 mm) of Filing\*

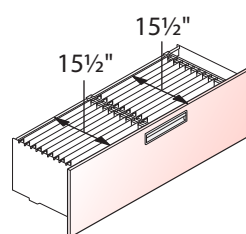


Side to Side Letter or Legal Filing Configuration Provides: 26 1/2" (673mm) of Filing

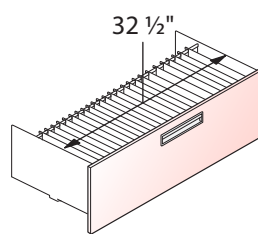
### 36" (914 mm) Wide V Series Lateral File



Front to Back Legal Filing/ Front to Back Legal Filing Configuration Provides: 31" (787 mm) of Filing\*

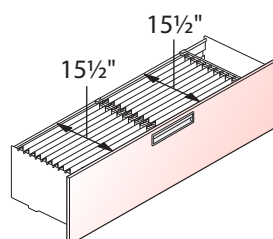


Front to Back Letter Filing/ Front to Back Letter Filing Configuration Provides: 31" (787 mm) of Filing\*

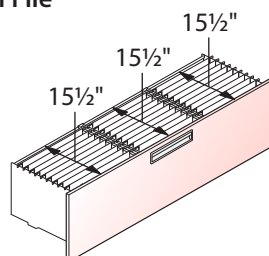


Side to Side Letter or Legal Filing Configuration Provides: 32 1/2" (826mm) of Filing

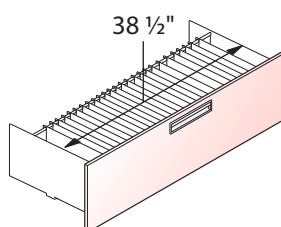
### 42" (1067 mm) Wide V Series Lateral File



Front to Back Legal Filing/ Front to Back Legal Filing Configuration Provides: 31" (787 mm) of Filing\*



Front to Back Letter Filing/ Front to Back Letter Filing/ Front to Back Letter Filing Configuration Provides: 46 1/2" (1181 mm) of Filing\*



Side to Side Letter or Legal Filing Configuration Provides: 38 1/2" (978 mm) of Filing

\* Requires separately specified front-to-back hanging bars (JFFA-15) which includes two bars.

## V Series Lateral File Drawer Load Capacities

NOMINAL SIZE	CLEAR HEIGHT	DRAWER DEPTH	WIDTH	CUBIC INCHES	LOAD (LBS.)
12 x 30"	11.4"	15.56"	26.56"	4711	80 lbs.
12 x 36"	11.4"	15.56"	32.56"	5776	98 lbs.
12 x 42"	11.4"	15.56"	38.56"	6840	116 lbs.

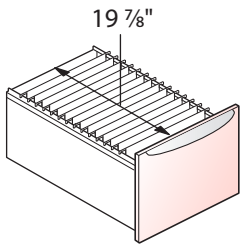
**Note** • Drawer load ratings are based on BIFMA load requirement of 0.017 lbs per cubic inch of drawer volume.

**Tip** Front-to-back hanging bars are recommended for used in 30" and 42" wide drawers for optimum file space.

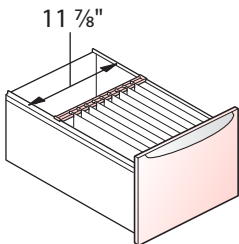
Product Details – File Drawer Configurations and Load Capacities

X Series / V Series Personal Storage Towers and X Series Combination Units – File Drawer

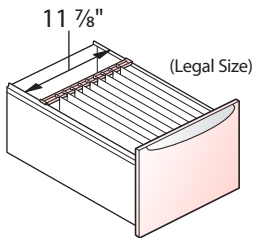
X Series Personal Storage Tower – File Drawer  
Nominal Size: 15" (381mm) Wide / 23" (584mm) Deep



Front to Back Letter Filing Configuration Provides: 19 7/8" (505mm) of Filing

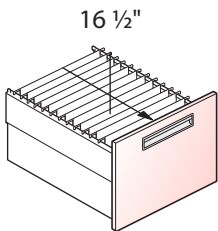


Side to Side Letter Filing Configuration Provides: 11 7/8" (302mm) of Filing

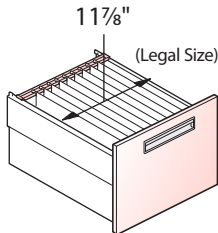


Side to Side Legal Filing Configuration Provides: 11 7/8" (302mm) of Filing

V Series Personal Storage Tower – File Drawer  
Nominal Size: 15" (381mm) Wide / 23" (584mm) Deep

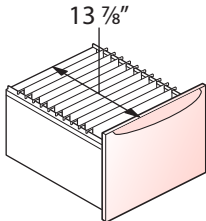


Front to Back Letter Filing Configuration Provides: 16 1/2" (419mm) of filing



Side to Side Legal Filing Configuration Provides: 11 7/8" (302mm) of Filing\*

X Series Combination Unit – File Drawer  
Nominal Size: 15" (381mm) Wide / 18" (584mm) Deep



Front to Back Letter Filing Configuration Provides: 13 7/8" (422mm) of Filing

File Drawer Load Capacities

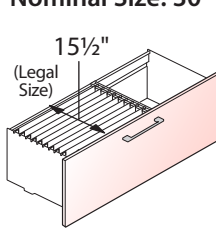
NOMINAL SIZE	CLEAR HEIGHT	DRAWER DEPTH	WIDTH	NOMINAL CASE DEPTH	CUBIC INCHES	LOAD (LBS.)
12"	10.25"	20.25"	12.5"	24"	2595	44 lbs.
12"	10.25"	14.25"	12.5"	18"	1826	31 lbs.

# Product Details – File Drawer Configurations and Load Capacities

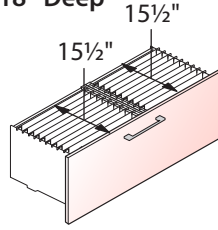
## X Series Combination Units and X Series 1.5H Files and Storage – File Drawer

### X Series Combination Unit and X Series 1.5H Files and Storage – Lateral File Drawers

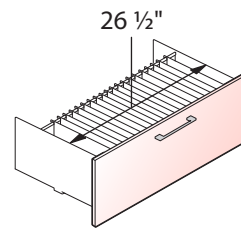
Nominal Size: 30" (762 mm) Wide / 18" Deep



Front to Back Legal Filing Configuration Provides: 15 1/2" (394 mm) of Filing\*

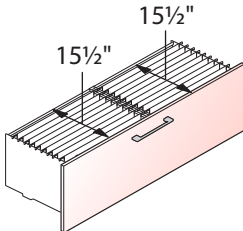


Front to Back Letter Filing/ Front to Back Letter Filing Configuration Provides: 31" (787 mm) of Filing\*

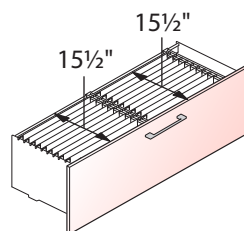


Side to Side Letter or Legal Filing Configuration Provides: 26 1/2" (673mm) of Filing

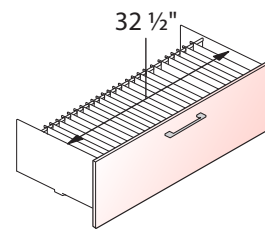
Nominal Size: 36" (914 mm) Wide / 18" Deep



Front to Back Legal Filing/ Front to Back Legal Filing Configuration Provides: 31" (787 mm) of Filing\*

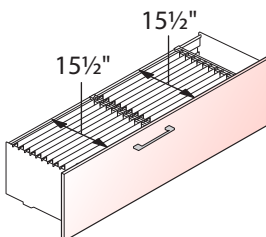


Front to Back Letter Filing/ Front to Back Letter Filing Configuration Provides: 31" (787 mm) of Filing\*

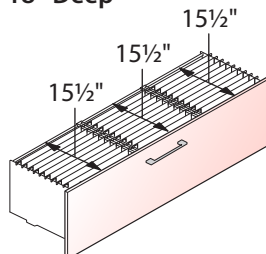


Side to Side Letter or Legal Filing Configuration Provides: 32 1/2" (826mm) of Filing

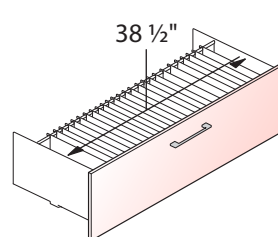
Nominal Size: 42" (1067 mm) Wide / 18" Deep



Front to Back Legal Filing/ Front to Back Legal Filing Configuration Provides: 31" (787 mm) of Filing\*



Front to Back Letter Filing/ Front to Back Letter Filing/ Front to Back Letter Filing Configuration Provides: 46 1/2" (1181 mm) of Filing\*



Side to Side Letter or Legal Filing Configuration Provides: 38 1/2" (978 mm) of Filing

\* Requires separately specified front-to-back hanging bars (JFFA-15) which includes two bars.

### File Drawer Load Capacities

NOMINAL SIZE	CLEAR HEIGHT	DRAWER DEPTH	WIDTH	CUBIC INCHES	LOAD (LBS.)
30"W x 18"D	11.4"	15.56"	26.56"	4711	80 lbs.
36"W x 18"D	11.4"	15.56"	32.56"	5776	98 lbs.
42"W x 18"D	11.4"	15.56"	38.56"	6840	116 lbs.

#### Note

- Drawer load ratings are based on BIFMA load requirement of 0.017 lbs per cubic inch of drawer volume.
- Side-to-side hanging bar positions are provided in each lateral file drawer to allow depth adjustment for different hanging folder sizes.



Front-to-back hanging bars are recommended for used in 30" and 42" wide drawers for optimum file space.

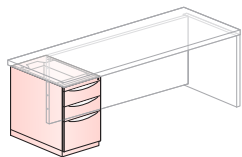
This page intentionally left blank.

## **Product Application – Steel Casegoods, Files and Storage**

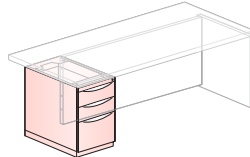
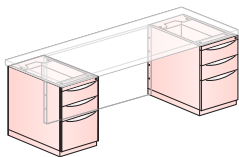
## Product Application – X Series and V Series Pedestal Guidelines

### Supporting Casegoods

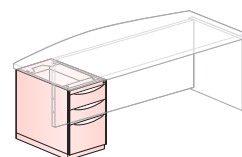
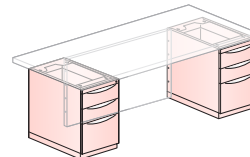
- X Series or V Series Desk Pedestals are separately specified to support desks, returns and corners.



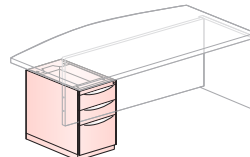
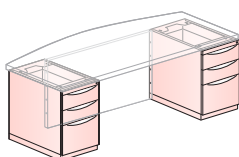
Standard Rectangular Single or Double Pedestal Desks



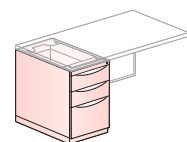
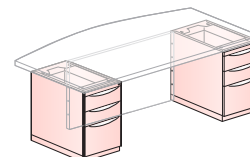
Executive Rectangular Single or Double Pedestals Desks



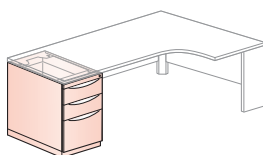
Standard Bow Single or Double Pedestals Desks



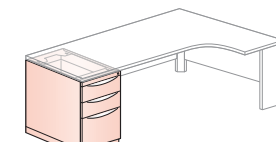
Executive Bow Single or Double Pedestals Desks



Pedestal Return



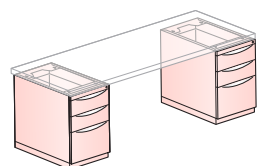
Pedestal Corners



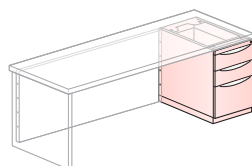
Pedestal Transitional Corners

### Desk Pedestal Orientation and Modesty Panel Options

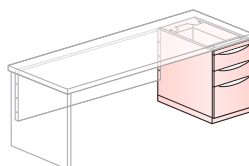
- X Series and V Series Desk Pedestals are left or right handed and must be specified for the appropriate desk, return or corner modesty panel. When specified for  $\frac{1}{3}$ ,  $\frac{3}{4}$ , or full height modesty, the pedestal will have holes pre-drilled for proper attachment.



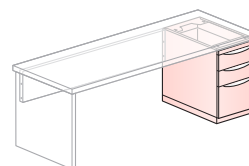
**No Modesty – Double Pedestal Desks only**  
(left and right hand pedestals shown)



**Full Height Modesty – Single Pedestal Desks, Returns, Corners, and Transitional Corners**  
(Right Hand Pedestal Shown)



**$\frac{3}{4}$  Height Modesty – Single Pedestal Desks, Returns, Corners, and Transitional Corners**  
(Right Hand Pedestal Shown)



**$\frac{1}{3}$  Height Modesty – Single Pedestal Desks, Returns, Corners, and Transitional Corners**  
(Right Hand Pedestal Shown)

# Product Application – X Series and V Series Pedestal Guidelines

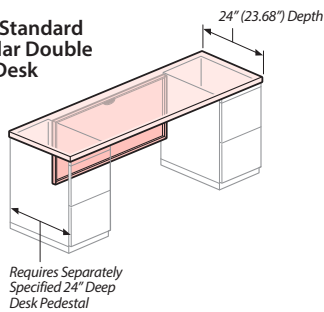
## Pedestal Depth Relationships

- The required pedestal depth depends on the type of casegood it's supporting.
- For standard rectangular desks, standard bow front desks, returns, and corners, the nominal depth of the pedestal must match the nominal depth of the casegood.
- For Executive rectangular desks and executive bow front desks, the nominal depth of the pedestal must be 6" less than the nominal depth of the casegood.

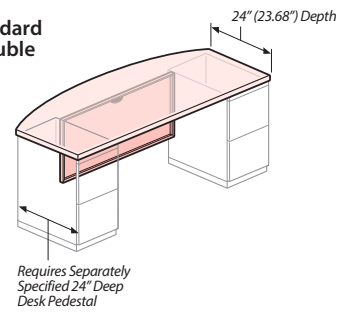
## Guidelines for Separately Specifying Desk Pedestals

DESK PEDESTAL DEPTHS (Nominal)	24" DEEP STANDARD DESK	24" DEEP STANDARD BOW DESK	30" DEEP STANDARD DESK	30" DEEP STANDARD BOW DESK	30" DEEP EXECUTIVE DESK	30" DEEP EXECUTIVE BOW DESK	36" DEEP EXECUTIVE DESK	36" DEEP EXECUTIVE BOW DESK
24" Deep Desk Pedestal	●	●			●	●		
30" Deep Desk Pedestal			●	●			●	●

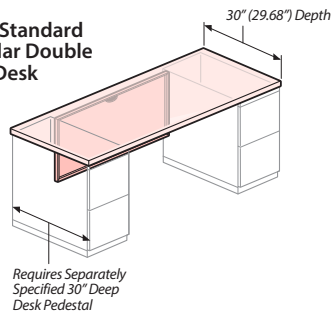
**24" Deep Standard  
Rectangular Double  
Pedestal Desk**



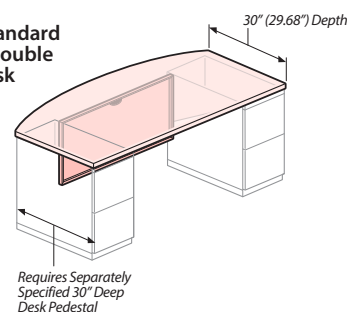
**24" Deep Standard  
Bow Front Double  
Pedestal Desk**



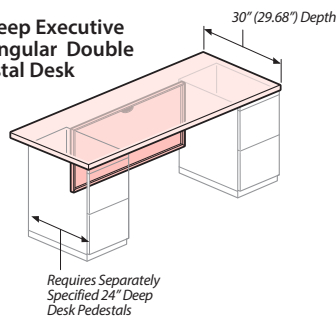
**30" Deep Standard  
Rectangular Double  
Pedestal Desk**



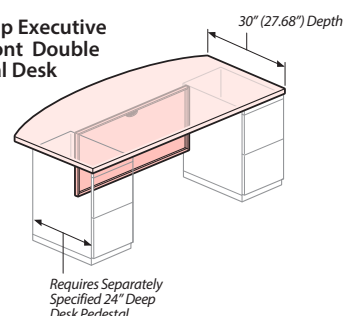
**30" Deep Standard  
Bow Front Double  
Pedestal Desk**



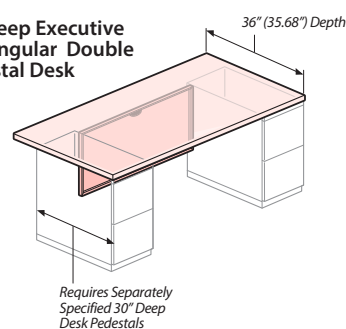
**30" Deep Executive  
Rectangular Double  
Pedestal Desk**



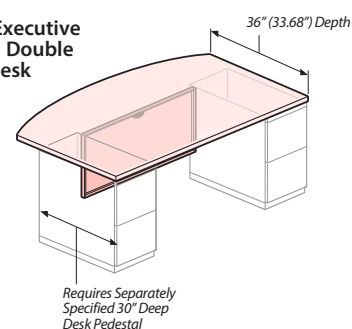
**30" Deep Executive  
Bow Front Double  
Pedestal Desk**



**36" Deep Executive  
Rectangular Double  
Pedestal Desk**



**36" Deep Executive  
Bow Front Double  
Pedestal Desk**





## Product Application – X Series and V Series Pedestal Guidelines

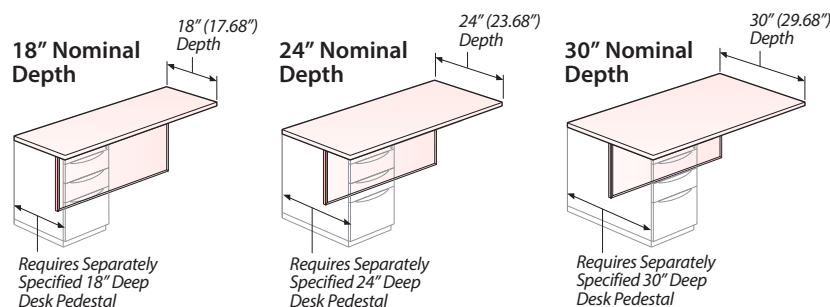
### Pedestal Depth Relationships

- The required pedestal depth depends on the type of casegood it's supporting.
- For Returns and Corners, the nominal depth of the pedestal must match the nominal depth of the casegood.

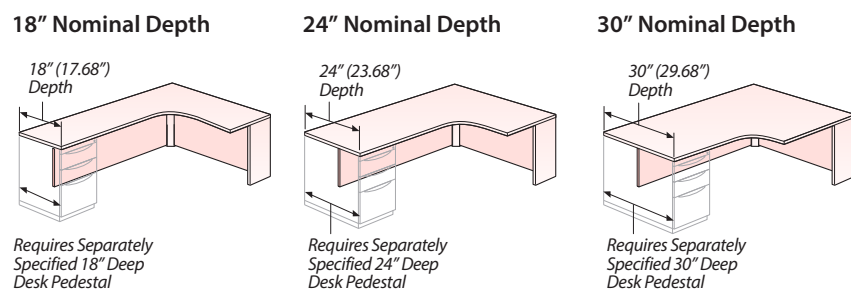
### Guidelines for Separately Specifying Desk Pedestals

NOMINAL DESK PEDESTAL DEPTH	PEDESTAL RETURN			CURVED WRAP-AROUND EXTENDED WITH PEDESTAL			CURVED WRAP-AROUND WITH PEDESTAL – EXTENDED TRANSITIONAL CORNER			
	18" Depth	24" Depth	30" Depth	18" Depth	24" Depth	30" Depth	18" / 24" Depth	24" / 18" Depth	24" / 30" Depth	30" / 24" Depth
18" Desk Pedestal	●			●			●			
24" Desk Pedestal		●			●			●	●	
30" Desk Pedestal			●			●				●

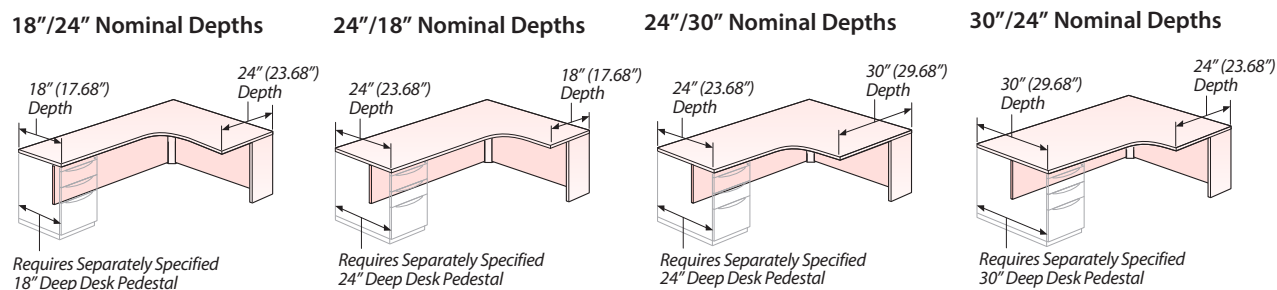
### Pedestal Depths – X Series – Pedestal Return



### Pedestal Depths – X Series – Curved Wrap-Around Extended with Pedestal



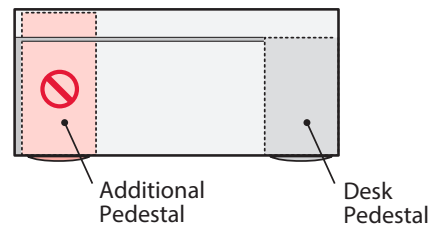
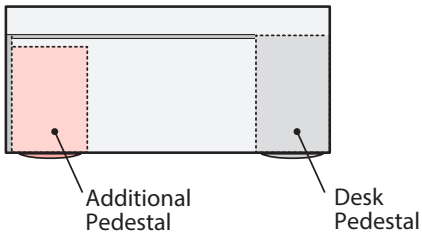
### Pedestal Depths – X Series – Curved Wrap-Around with Pedestal – Extended Transitional Corner



# Product Application – X Series and V Series Pedestal Guidelines

## Specifying Additional Lower Storage For an Existing Desk or Return

When specifying additional Lower Storage for an existing desk or return, the depth of the casegood should be taken into account to ensure that the additional lower storage does not interfere with the modesty panel.



## Guidelines for Separately Specifying Lower Storage

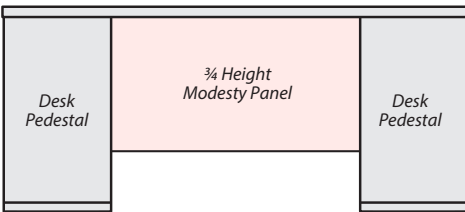
LOWER STORAGE NOMINAL DEPTH	24" DEEP STANDARD DESK	24" DEEP STANDARD BOW DESK	30" DEEP STANDARD DESK	30" DEEP STANDARD BOW DESK	30" DEEP EXECUTIVE DESK	30" DEEP EXECUTIVE BOW DESK	36" DEEP EXECUTIVE DESK	36" DEEP EXECUTIVE BOW DESK
18" Pedestal	•	•	•	•	•	•	•	•
24" Pedestal			•	•			•	•
30" Pedestal								
Lateral File	•	•	•	•	•	•	•	•

## Visitor Side Aesthetics with Additional Pedestals

The aesthetic will vary on the visitor side of the casegood when adding a separately specified attached pedestal to a casegood with an existing desk pedestal. The separately specified attached pedestal will be behind the modesty; the bottom of the pedestal will be visible below the modesty. This look will differ from the originally specified desk pedestal where the modesty is mounted to the inside edge of the desk pedestal.

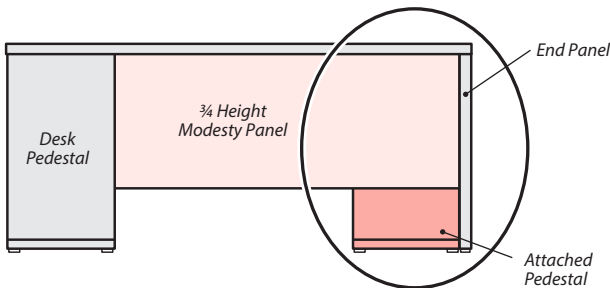
### X Series Double Pedestal Desk with ¾ Height Modesty Panel with (2) Separately Specified Desk Pedestals

View from Visitor Side



### X Series Single Pedestal Desk with ¾ Height Modesty Panel with (1) Desk Pedestal and (1) Attached Pedestal

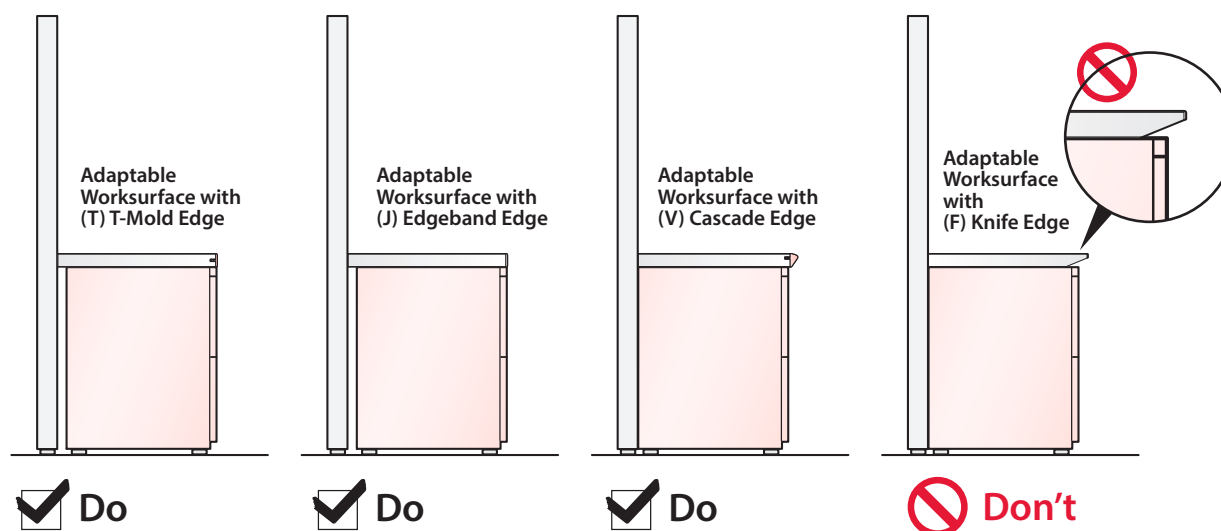
View from Visitor Side



## Product Application – X Series and V Series Pedestal Guidelines

### Pedestal Depth Relationships with Adaptable Worksurfaces

- Nominal Depths for Attached or Suspended Pedestals should be equal to or less than the depth of Adaptable Worksurfaces with (T) T-Mold, (J) Edgeband or (V) Cascade edges.
- Nominal Depths for Attached or Suspended Pedestals with the (F) Knife Edge option should always be less than the nominal depth of the Adaptable Worksurface, since the knife edge would expose the top of the pedestal.



### Guidelines for Separately Specifying Attached or Suspended Pedestals

NOMINAL (ACTUAL) PEDESTAL DEPTHS	18" DEEP ADAPTABLE WORKSURFACE with (T) T-Mold (J) Edgeband (V) Cascade	24" DEEP ADAPTABLE WORKSURFACE with (T) T-Mold (J) Edgeband (V) Cascade	30" DEEP ADAPTABLE WORKSURFACE with (T) T-Mold (J) Edgeband (V) Cascade	18" DEEP ADAPTABLE WORKSURFACE with (F) Knife Edge	24" DEEP ADAPTABLE WORKSURFACE with (F) Knife Edge	30" DEEP ADAPTABLE WORKSURFACE with (F) Knife Edge
18" Nominal (17" Actual) Pedestal Depth	•	•	•		•	•
24" Nominal (23" Actual) Pedestal Depth		•	•			•
30" Nominal (24" Actual) Pedestal Depth			•			

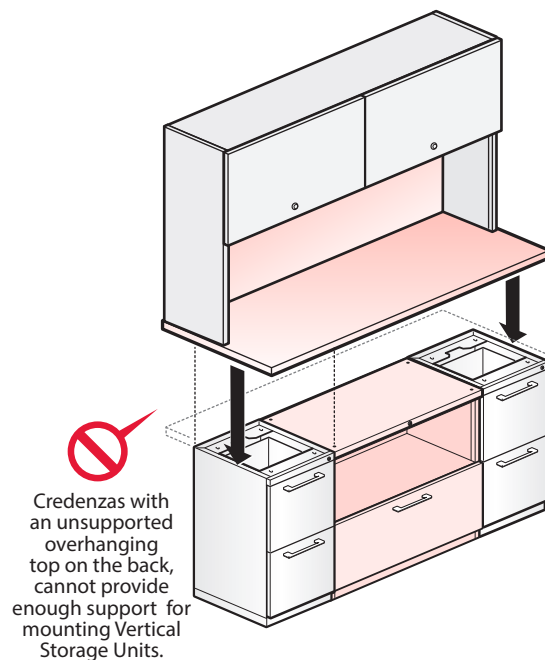
## Product Application – X and V Series Credenza Guidelines

### Creating Credenzas

- Credenza tops attach to X Series or V Series attached filing and storage products to create credenzas.
- The combined width of the storage pieces cannot exceed the width of the Credenza Top.
- 2H attached lateral files, storage cabinets, or combination units do not match the depth of the credenza top. When using these products, there will be an overhang at the back.
- When using pedestals to create a credenza, specify 24"-deep attached pedestals (Using 18" depth pedestals will result in an overhang at the back)
- A credenza with an overhang at the back cannot accept a Vertical Storage Unit, unless both ends have full depth pedestals. (overhang in center only)

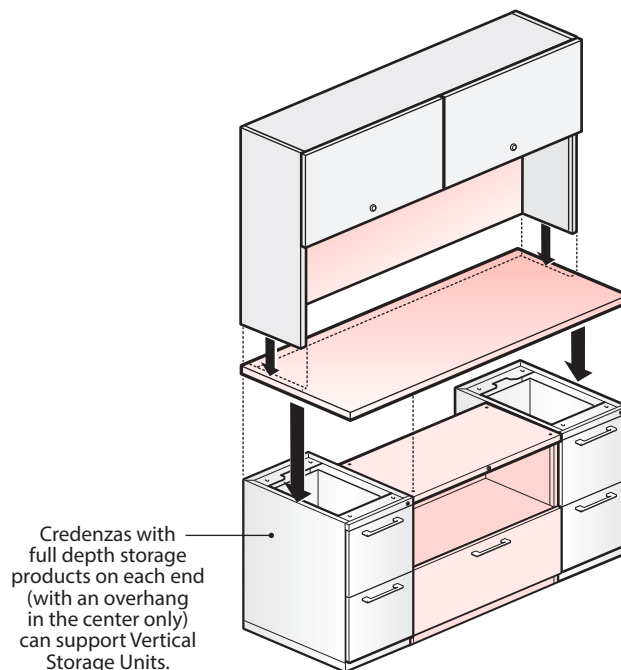
### Don't

- A credenza with an overhang at the back cannot accept a Vertical Storage Unit,



### Do

- Credenzas that have full depth storage products on both ends (overhang in center only) can accept Vertical Storage Units.

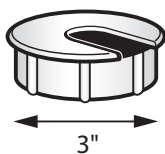


## Product Application – Grommet Guidelines

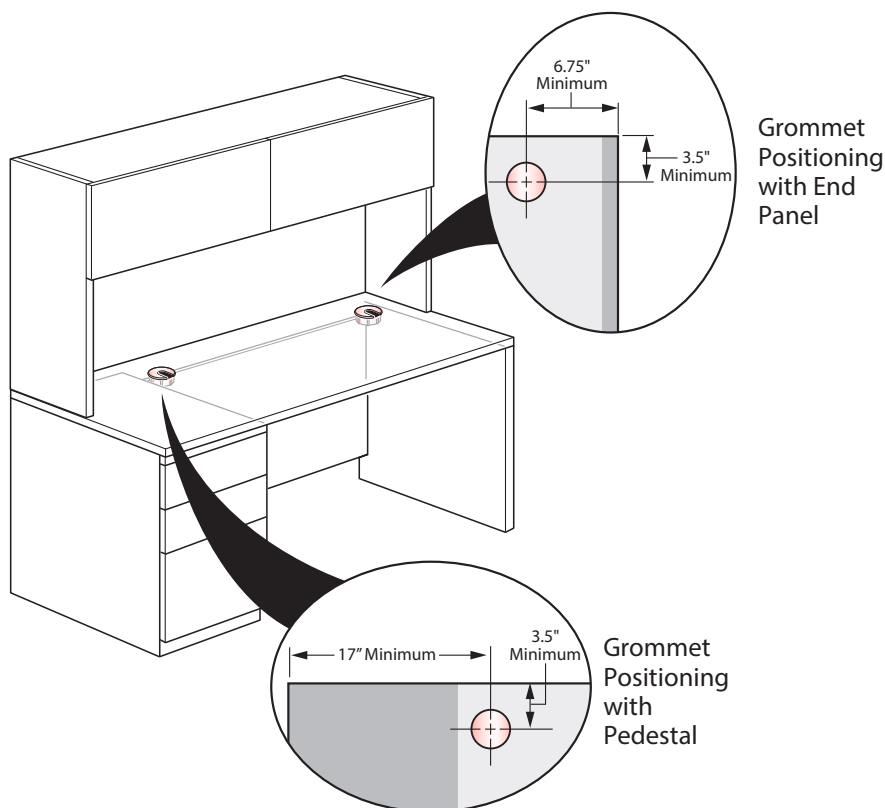
### Grommets

- Grommets are 3" diameter and allow cords and cables to pass through the worksurface top.
- Grommets are separately specified and field drilled/installed - locations are dependent upon the presence of end panels, modesty panels, and/or lower storage.

Available in Black  
only Removable Cap



### Grommet Application with End Panel and Pedestal

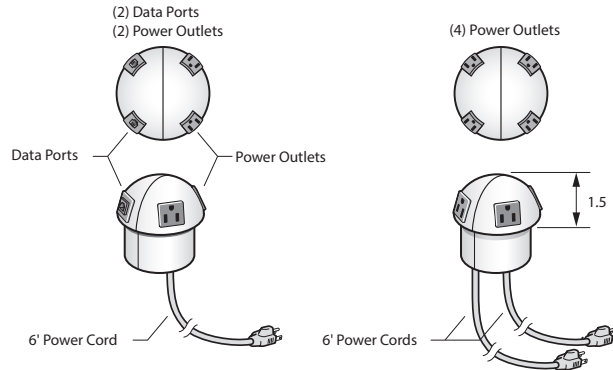


- The Power/Data Dome is not used with the grommet.
- For additional cord management, specify wire management accessories separately.

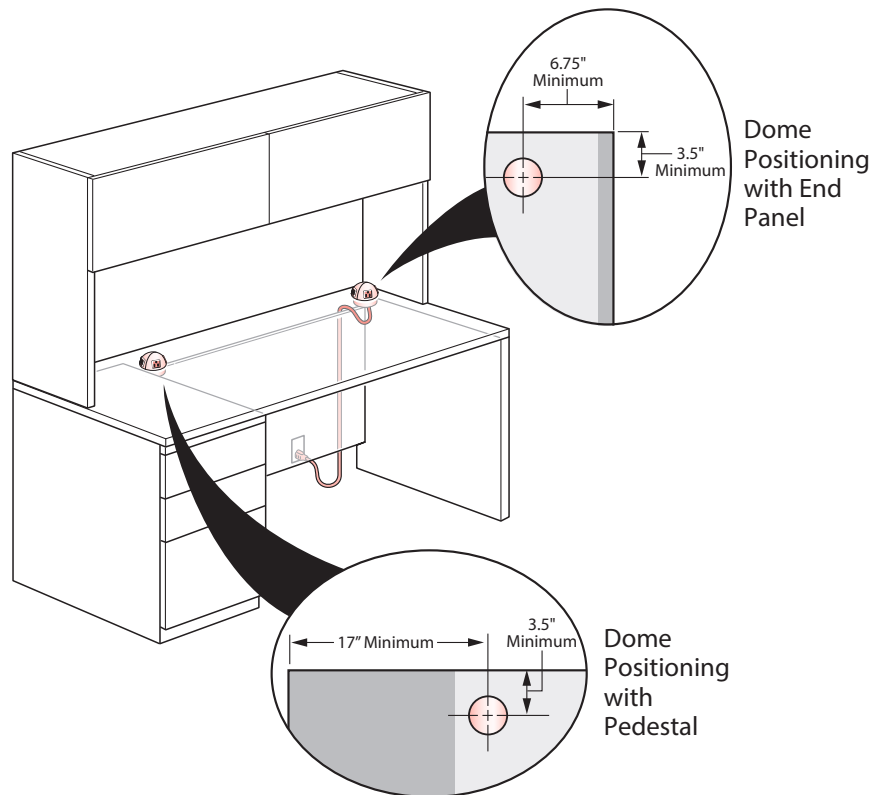
## Product Application – Power/Data Dome Guidelines

### Power/Data Dome

- Domes are 3" diameter and provide desk height access to power and data.
- Domes are separately specified and field drilled/installed - locations are dependent upon the presence of end panels, modesty panels, and/or lower storage.
- Receptacles are rated 15-amp and include a breaker and 6' cord. Domes include adaptor plates for data port installation. Data ports are not supplied by Haworth and must be purchased locally.



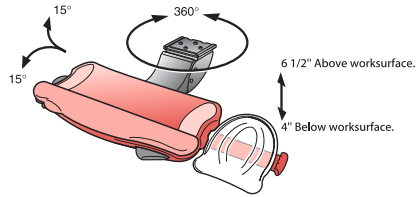
### Dome Application with End Panel and Pedestal



- The Power/Data Dome is not used with the grommet.
- For additional cord management, specify wire management accessories separately.

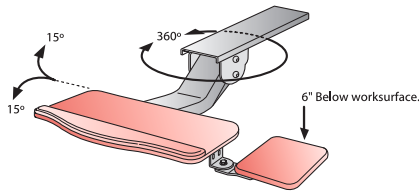
## Product Application – Adjustable Keyboard Pads (AKPs) Guidelines

Keyboard pads are designed to work with double pedestal desks, single pedestal desks, desk shells, corners, extended corners, and extended transitional corners.



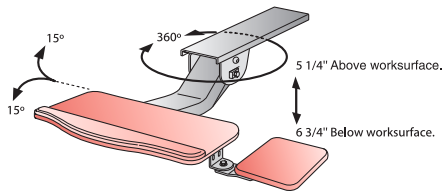
**Boogie Board Keyboard Tray with Palm Rest and either with or without integrated mouse pad (HKTC-17-M, HKTE-17-M, HKTC-21-M, HKTE-21-M):**

- Keyboard tray adjusts 6 1/2" (165mm) above work surface and 4" (102mm) below
- Keyboard tray tilts +/- 15°
- 360° rotation



**Adjustable Keyboard Tray (AKPM-17-SLM, AKPM-21-SLM):**

- Keyboard adjusts 6" (152mm) below work surface
- Keyboard tray tilts +/- 15°
- 360° rotation



**Adjustable Keyboard Tray (AKPM-23-SFM):**

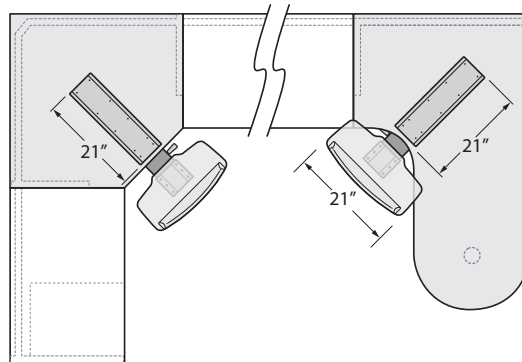
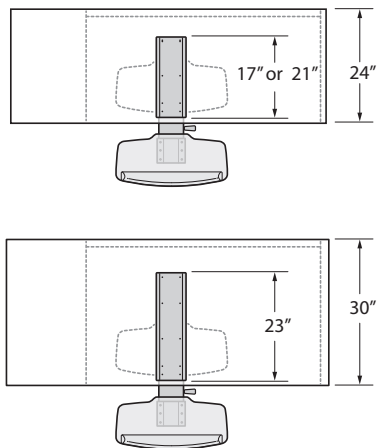
- Keyboard adjusts 5 1/4" (133mm) above work surface and 6 3/4" (171mm) below
- Keyboard tray tilts +/- 15°
- 360° rotation

**For use on double pedestal desks, single pedestal desks, and desk shells –**

Adjustable keyboard pads with 17" and 21" tracks can be used on caseloads that are 24" deep or deeper. Adjustable keyboard pads with 23" tracks can be used on caseloads that are 30" deep or deeper. Any width of keyboard tray can be used.

**For use on curved wrap around corners, extended corners, and extended transitional corners –**

For an adjustable keyboard pad to adjust above the top, a 21" minimum track depth is required. A 21"-wide keyboard tray is recommended.





# Product Application – Vertical Storage Unit Application Guidelines

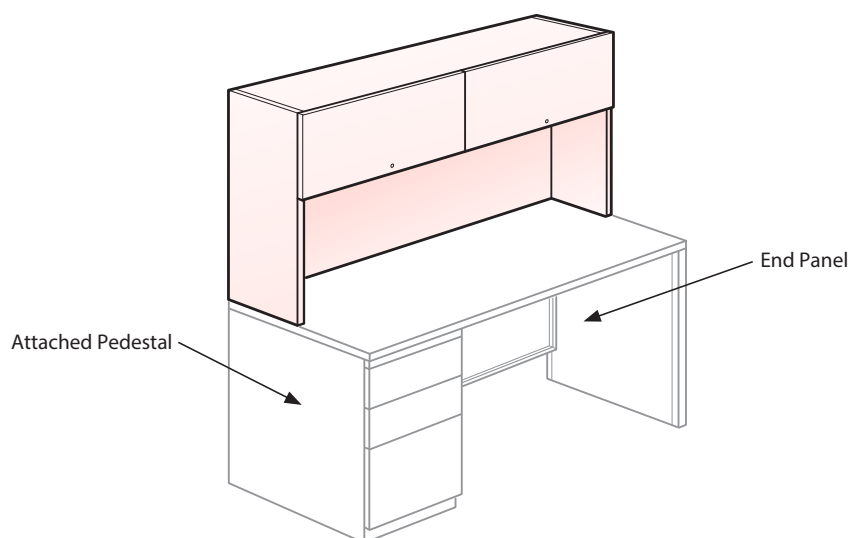
## End Panel/Pedestal Support

Vertical Storage Units can attach to a single casegood, or span multiple casegoods, as long as both ends of the Vertical Storage Unit are properly supported.

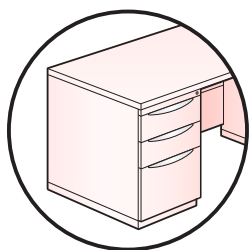
Proper support for one end of a Vertical Storage Unit can be provided by:

- Full-depth Desk Pedestal
- Full-depth End Panel
- Partial-depth End Panel with VSU Support Bracket

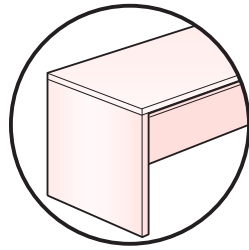
The method of support depends on the casegood and configuration. The following pages show the applications for Vertical Storage Units, and how to ensure proper support.



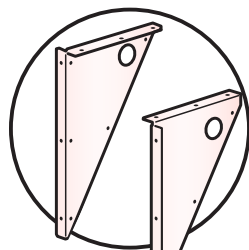
Full Depth End Panel  
with Pedestal



Full Depth  
End Panel



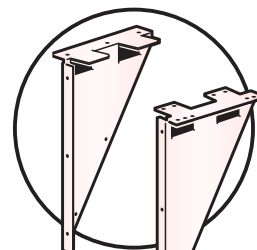
Vertical Storage Unit  
Corner Support



Left-Hand  
Bracket  
JABB-L

Right-Hand  
Bracket  
JABB-R

Vertical Storage Unit  
Bridge/Return  
Support Brackets



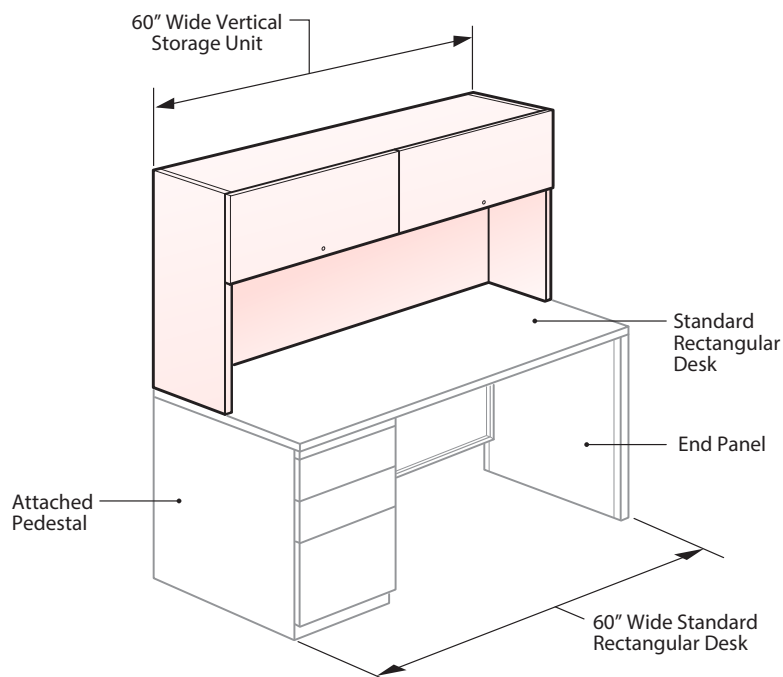
Left-Hand  
Bracket  
JABR-L

Right-Hand  
Bracket  
JABR-R

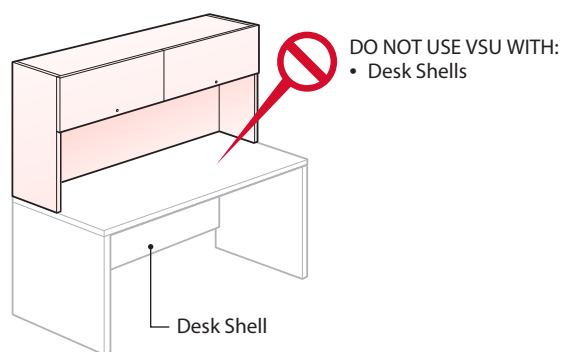
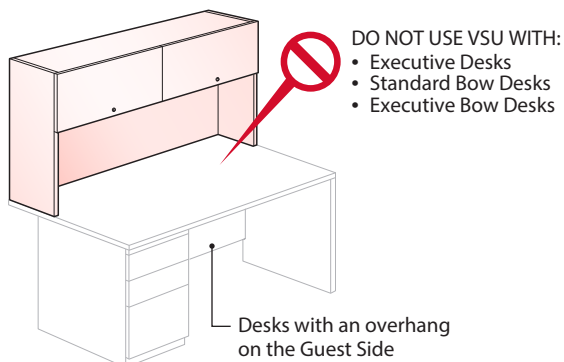
## Product Application – Vertical Storage Unit Application Guidelines

### Vertical Storage Unit on a Standard Double Pedestal or Single Pedestal Desk

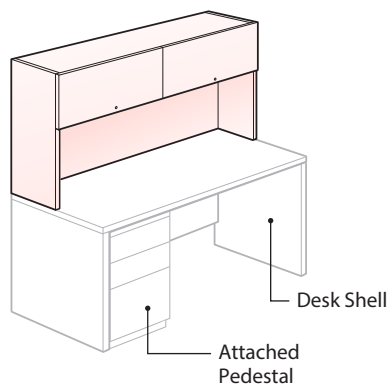
- ✓ Do** A Vertical Storage Unit can be attached to a standard Double Pedestal or Single Pedestal desk.
- Match width of storage unit to width of desk



- ✗ Don't** A Vertical Storage Unit cannot be used on a Desk Shell, Executive Desks, Standard Bow Front, or Executive Bow Front desks because the application would be unbalanced.



- ✓ Do** A Vertical Storage Unit can be used on a Desk Shell when it includes an Attached Pedestal.



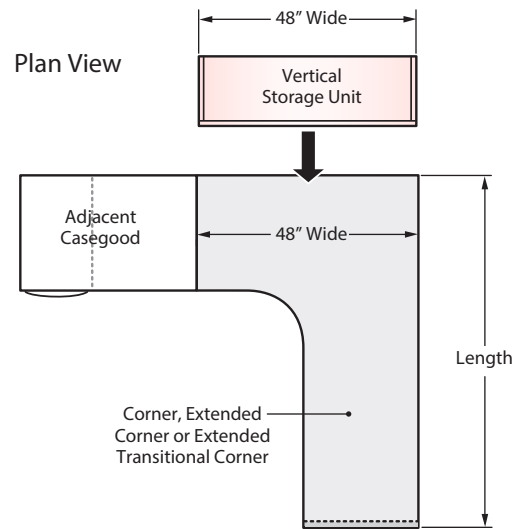
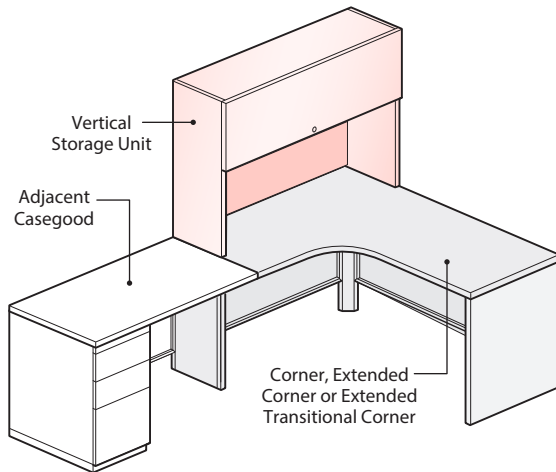
## Product Application – Vertical Storage Unit Application Guidelines

### Vertical Storage Unit on a Corner, Extended Corner, or Extended Transitional Corner

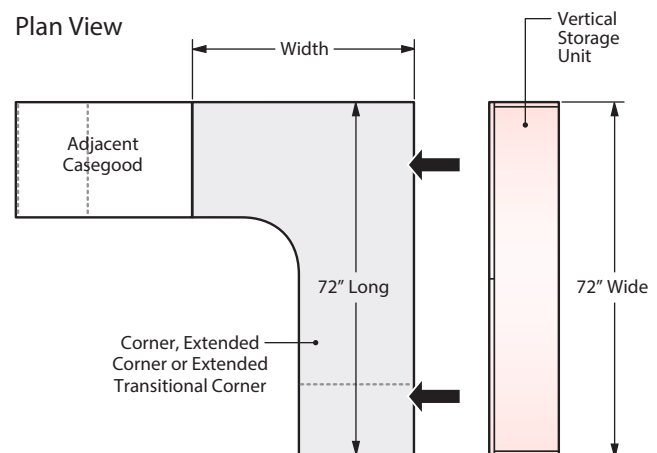
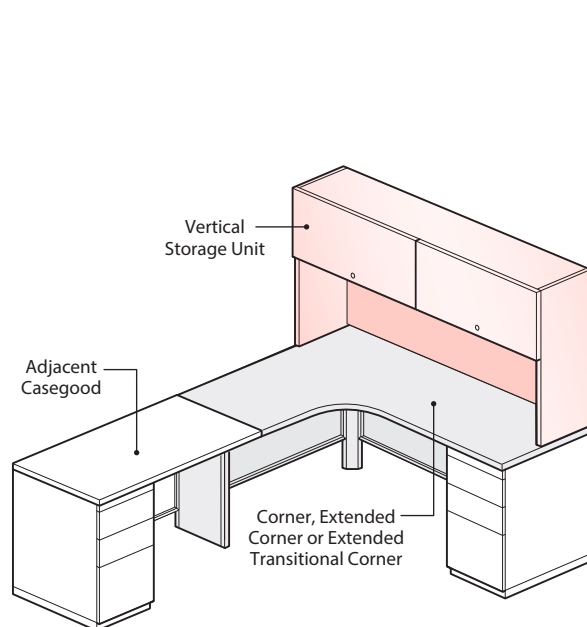
A Vertical Storage Unit can attach to either side of a Corner, Extended Corner, or Extended Transitional Corner.

- One end must have a full-depth Desk Pedestal or end panel
- The opposite end must be attached to an adjacent casegood

 **Do** Match Vertical Storage Unit width to Corner width.



 **Do** Match Vertical Storage Unit width to Corner Length.



## Product Application – Vertical Storage Unit Application Guidelines

### Vertical Storage Unit on a Curved Wrap-Around D-Top

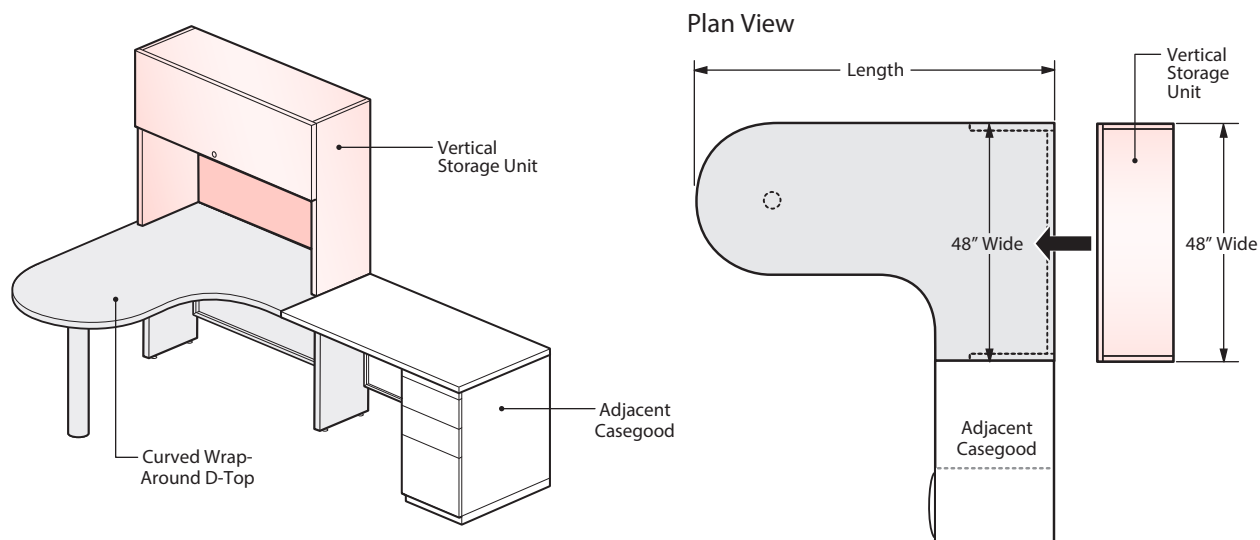
A Vertical Storage Unit can attach to the end of a 48" wide curved wrap-around D-top.

- Match width of Vertical Storage Unit to width of D-top



**Do**

Match Vertical Storage Unit to Curved Wrap-Around D-Top Width.



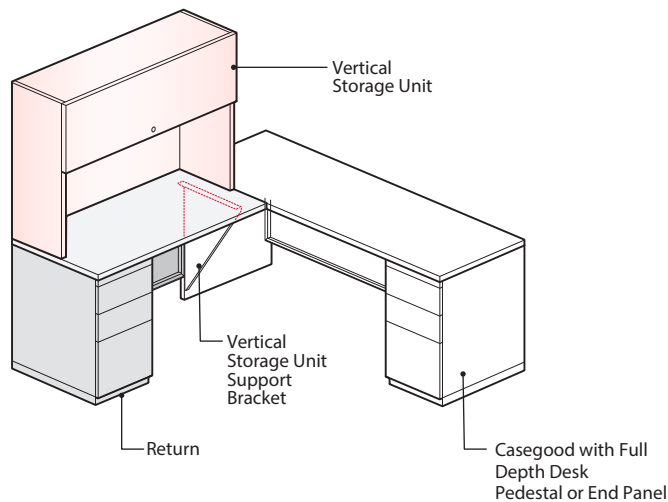
# Product Application – Vertical Storage Unit Application Guidelines

## Vertical Storage Unit on a Return

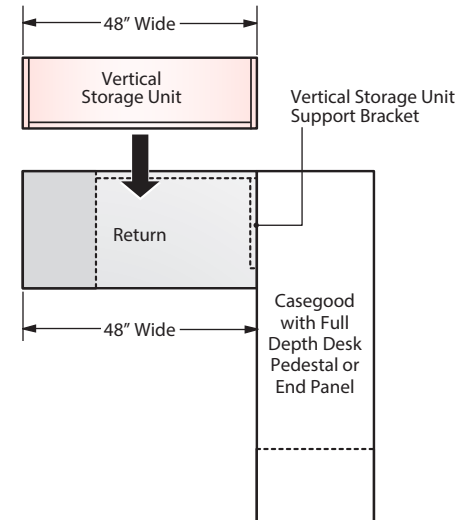
When attaching a Vertical Storage Unit to a return, the width of the Vertical Storage Unit must match the width of the Return.

- The freestanding end of the Return must have a full-depth Desk Pedestal or End Panel.
- The opposite end must be attached to an adjacent casegood and supported with a Vertical Storage Unit Support Bracket underneath.

 **Do** Match Vertical Storage Unit to Return width.

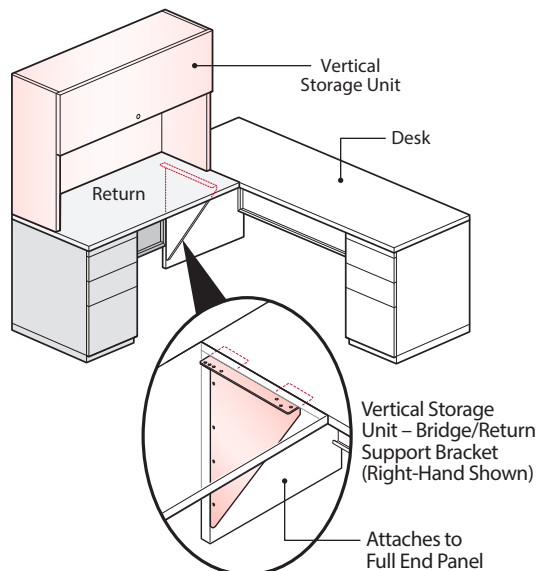


Plan View



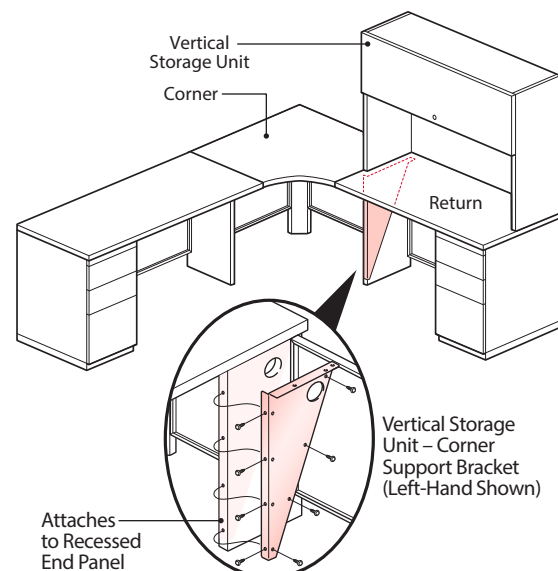
## Vertical Storage Unit – Bridge/Return Support Bracket

When a Return is connected to a desk, a Vertical Storage Unit Bridge/Return Support Bracket is required to support the VSU end panel. The bracket attaches perpendicular to the desk end panel, and ties into the bottom of the desk and return to provide the necessary support.



## Vertical Storage Unit – Corner Support Bracket

When a return is connected to a corner or curved wrap-around D-top, a Vertical Storage Unit corner support bracket is required to support the VSU end panel. The bracket attaches to the corner's end panel and the return to provide the necessary support.



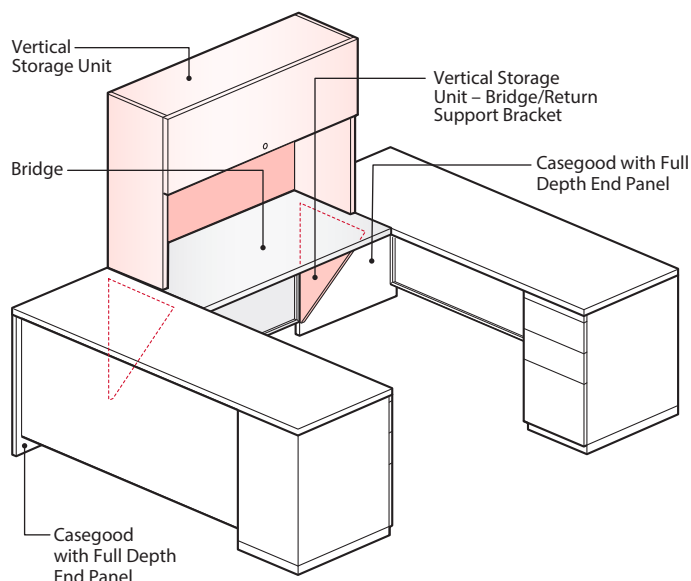
# Product Application – Vertical Storage Unit Application Guidelines

## Vertical Storage Unit on a Bridge

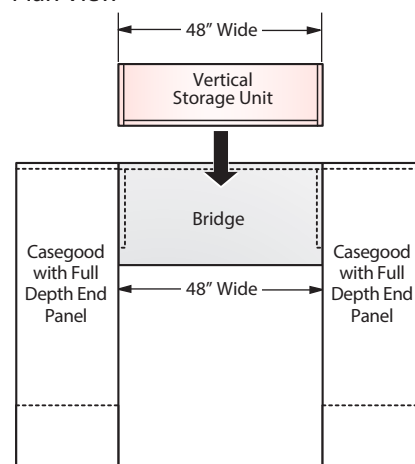
A Vertical Storage Unit can attach to a Bridge.

- Match width of Vertical Storage Unit to width of Bridge.
- Support both ends of the Bridge with Vertical Storage Unit – Bridge/Return Support Brackets.

**✓ Do** Match Vertical Storage Unit to Bridge width .

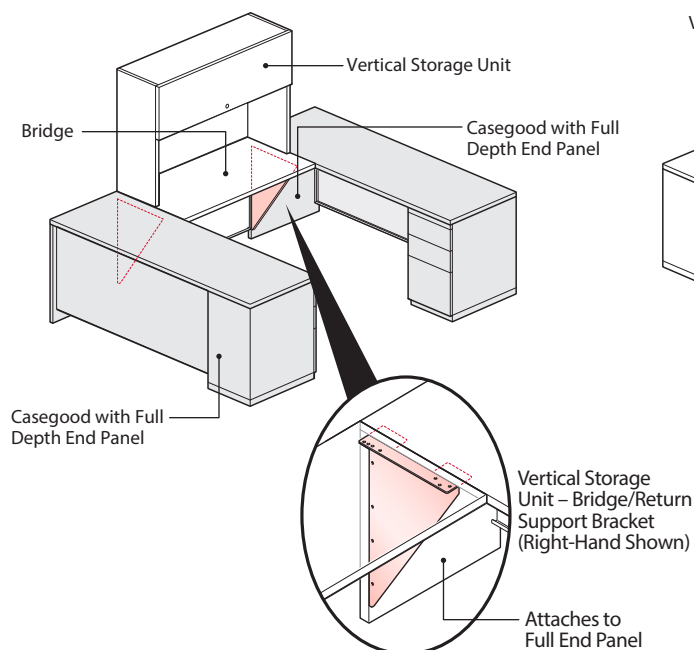


Plan View



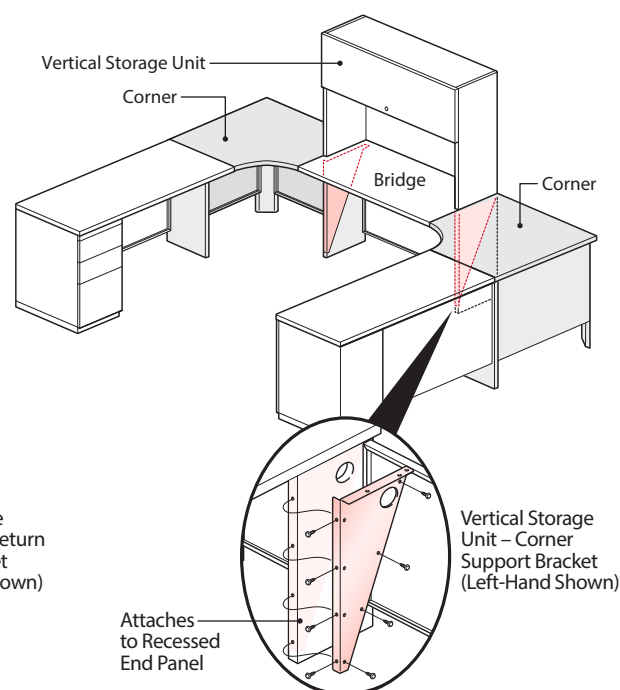
## Vertical Storage Unit – Bridge/Return Support Bracket

- When a Bridge is connected to a Desk, a Vertical Storage Unit Bridge/Return Support Bracket is required to support the VSU end panel(s).
- The bracket attaches perpendicular to the desk end panel, and ties into the bottom of the desk and bridge to provide the necessary support.



## Vertical Storage Unit – Corner Support Bracket

- When a Bridge is connected to a Corner, a Vertical Storage Unit Corner Support Bracket is required to support the Vertical Storage Unit end panel(s).
- The bracket attaches to the corner's end panel and the bridge to provide the necessary support.



# Product Application – Vertical Storage Unit Application Guidelines

## Vertical Storage Unit Spanning Multiple Components

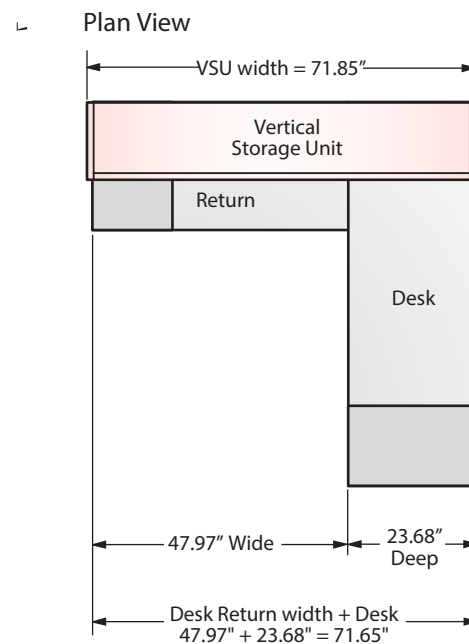
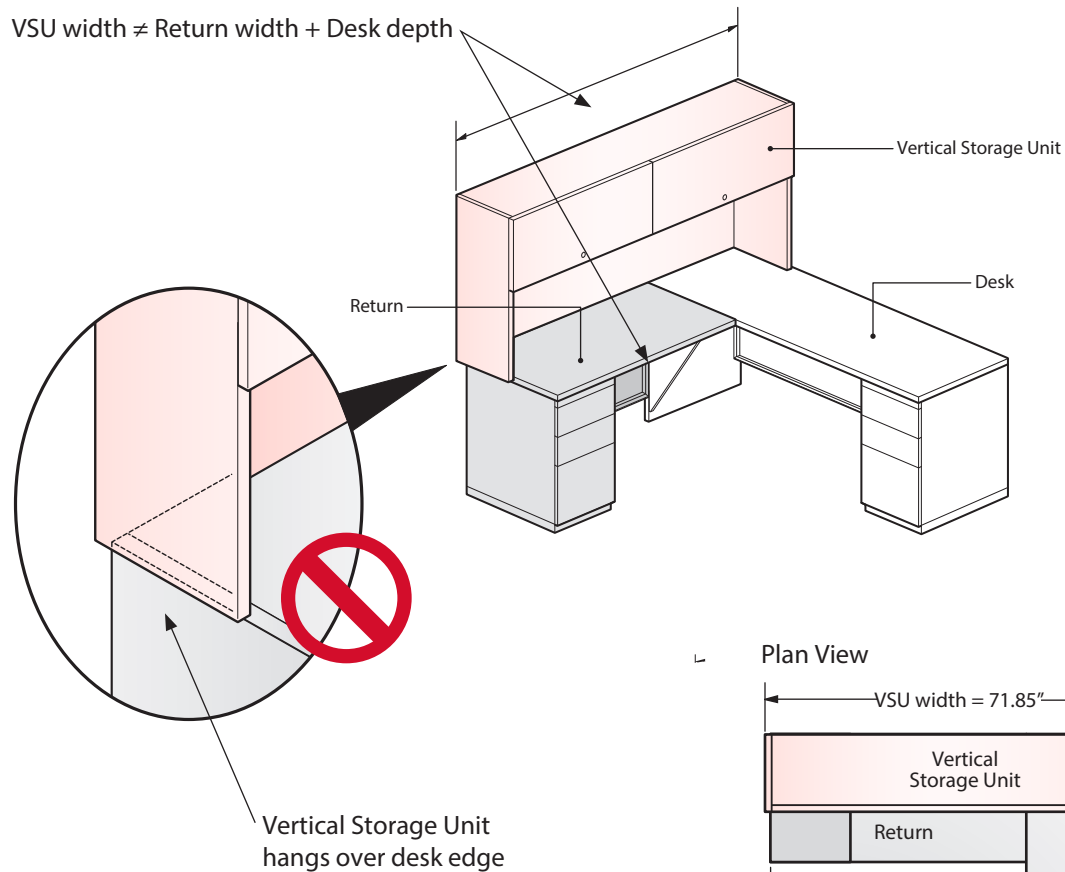
Vertical Storage Units can span multiple casegood components, as long as the width of the Vertical Storage Unit matches the width of the combined casegoods below.

Dimensions for Vertical Storage Unit widths are based on dimensions for casegood widths, but not depths.

- Actual casegood widths are .03" less than nominal
- Actual casegood depths are .32" less than nominal

Due to the dimensional differences between widths and depths, Vertical Storage Units can only attach to combined widths of casegoods; they cannot attach to combined depths/widths of casegoods.

**Don't** A Vertical Storage Unit cannot attach to a combined desk and return. The width of the Vertical Storage Unit is greater than the combined width of the casegoods below.





## Product Application – Vertical Storage Unit Application Guidelines

### Vertical Storage Unit Spanning A Combined Corner and Return

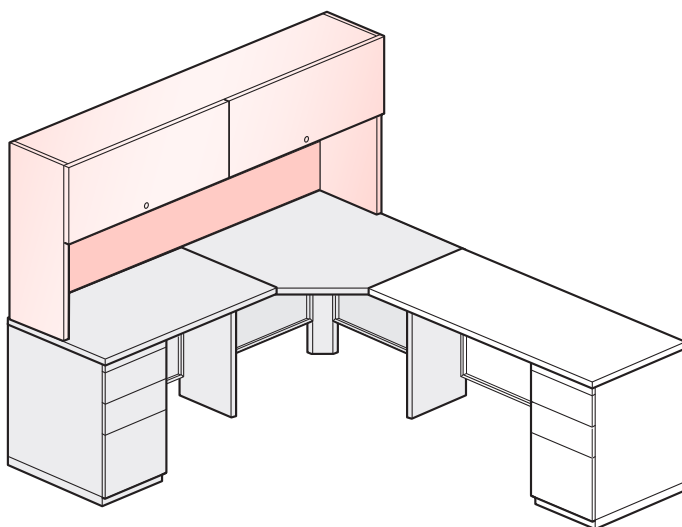
A Vertical Storage Unit can attach to a combined Corner and Return, since the width of the Vertical Storage Unit aligns with the widths of the caseloads below. Actual product widths of Return and Corner are .03" less than nominal widths.

- Match width of VSU to combined width of corner and return

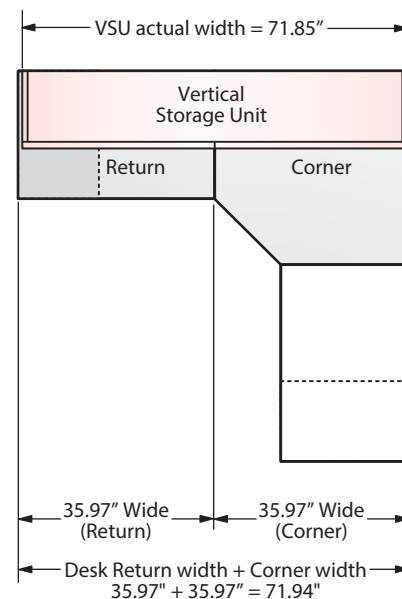


**Do**

Match Vertical Storage Unit to width of Desk Return and Corner

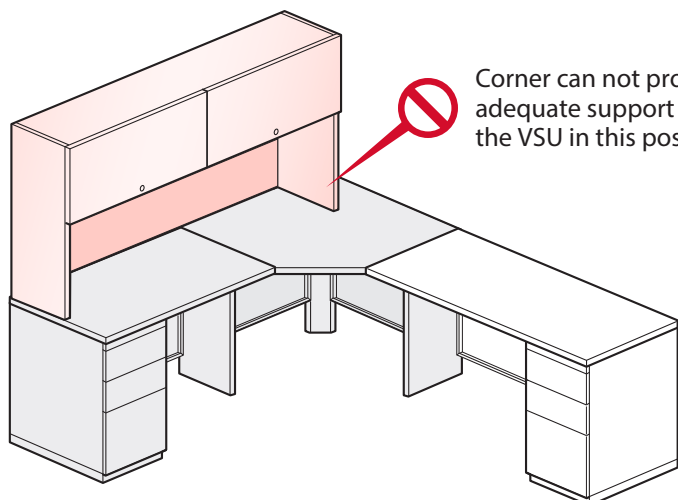


Plan View



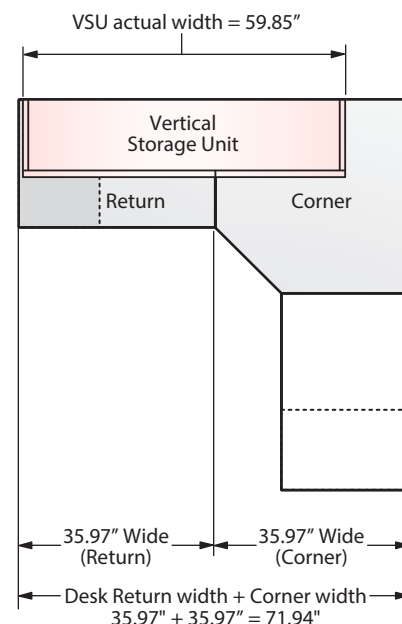
**Don't**

A Vertical Storage Unit cannot span part of a corner; there is nothing below the surface to support one end of the Vertical Storage Unit.



Corner can not provide adequate support for the VSU in this position.

Plan View



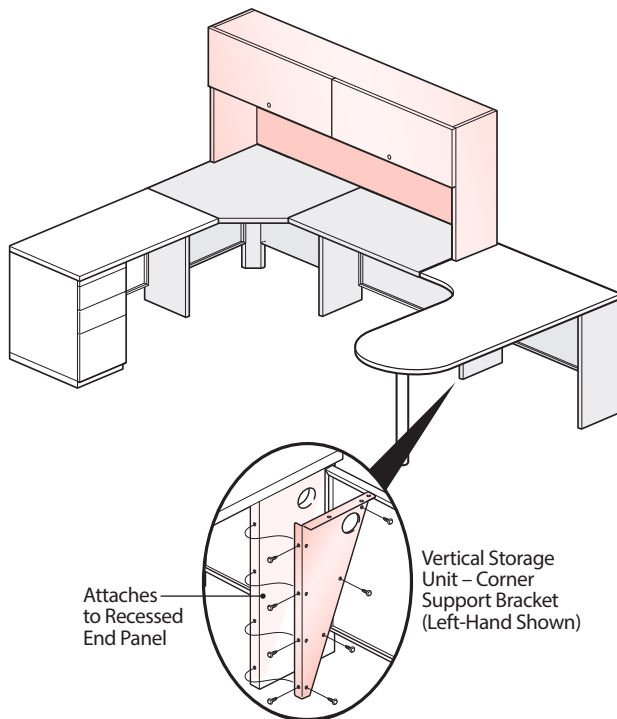
# Product Application – Vertical Storage Unit Application Guidelines

## Vertical Storage Unit Spanning A Combined Corner and Bridge

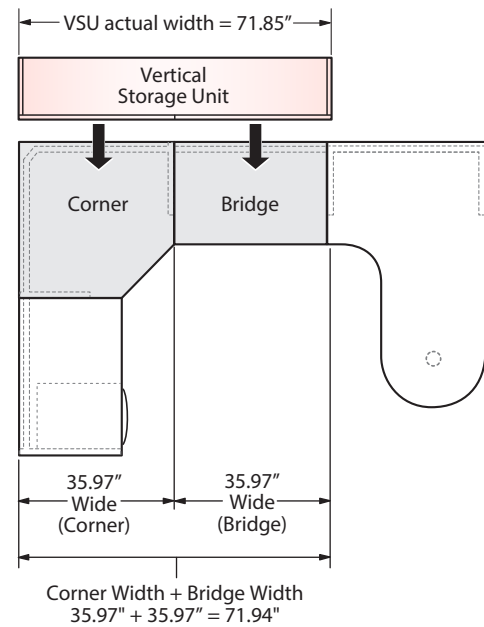
A Vertical Storage Unit can attach to a combined corner and bridge, since the width of the Vertical Storage Unit aligns with the widths of the caseloads below. Actual product widths for corner and bridge are .03" less than nominal.

- Match width of Vertical Storage Unit to combined width of corner and bridge

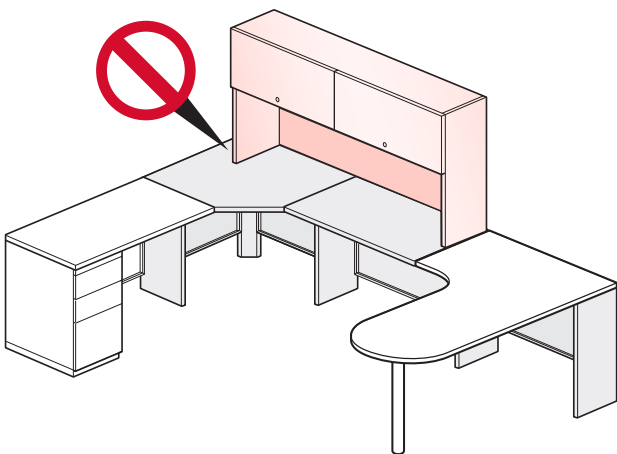
**✓ Do** Match Vertical Storage Unit to width of Corner and Bridge.



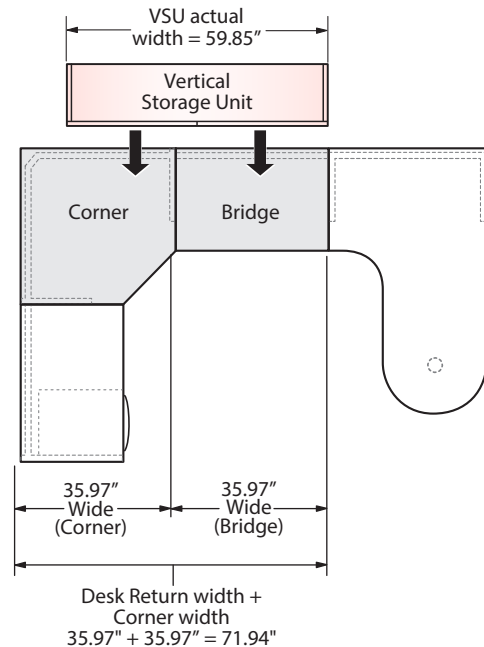
Plan View



**✗ Don't** A Vertical Storage Unit cannot span part of a corner; there is nothing below the surface to support one end of the Vertical Storage Unit.



Plan View



## Product Application – Vertical Storage Unit Application Guidelines

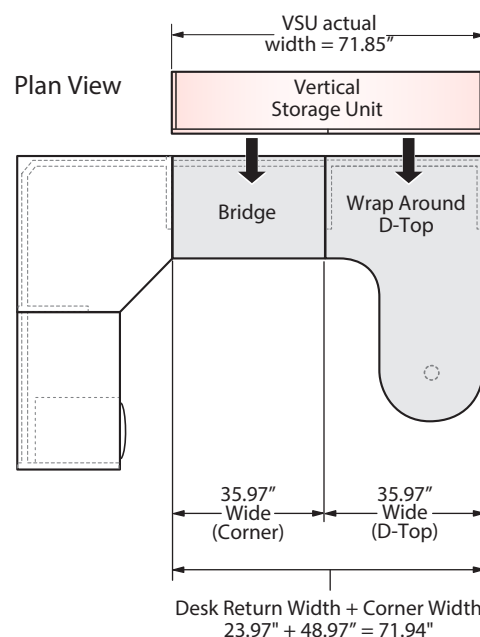
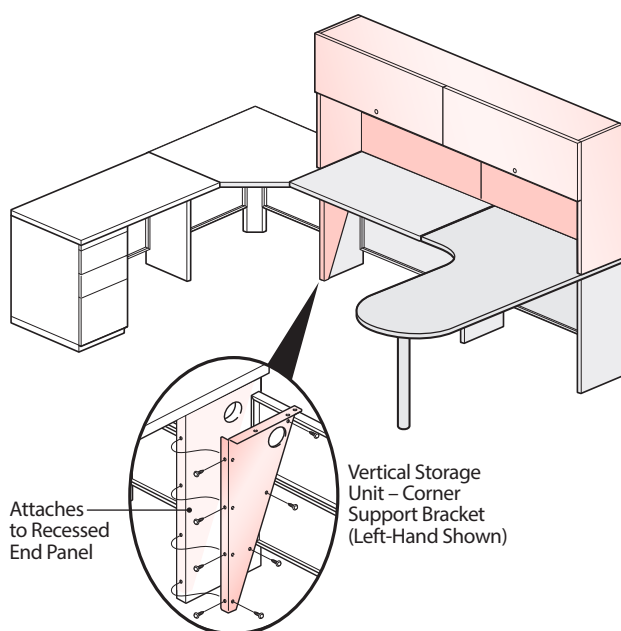
### Vertical Storage Unit Spanning A Combined Curved Wrap Around D-top and Bridge

A Vertical Storage Unit can attach to a combined Curved Wrap-Around D-Top and Bridge, since the width of the Vertical Storage Unit aligns with the widths of the casegoods below. Actual product widths for Corner and Bridge are .03" less than nominal.

- Match width of Vertical Storage Unit to combined width of D-top and bridge
- Support one end of the bridge with a Vertical Storage Unit support bracket



**Do** Match Vertical Storage Unit to width of Corner and Bridge.




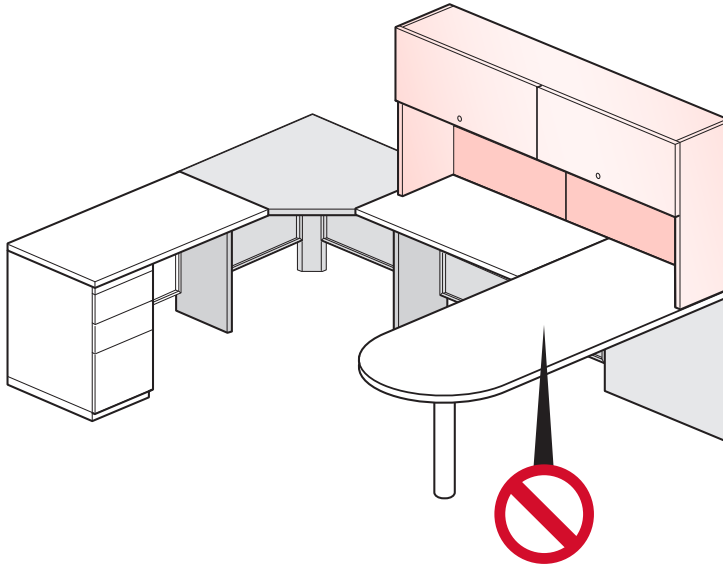
The Vertical Storage Unit is supported at one end by the Curved Wrap-Around D-Top. The opposite end requires the Bridge to be supported by a Vertical Storage Unit Bridge/Return Support Bracket, or a Vertical Storage Unit Corner Support Bracket.

## Product Application – Vertical Storage Unit Application Guidelines

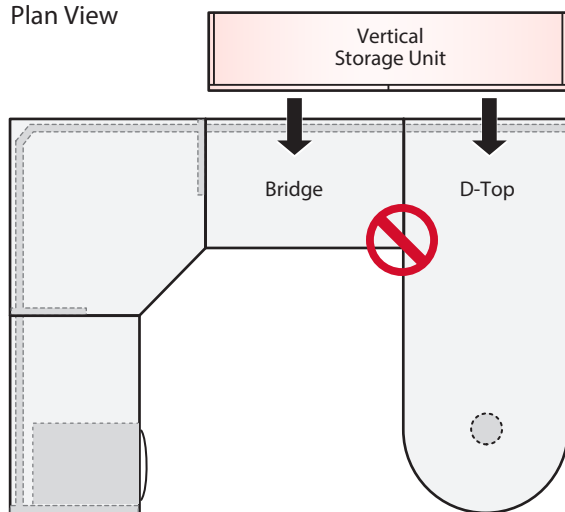
### Vertical Storage Unit Spanning A Combined D-Top and Bridge

A Vertical Storage Unit cannot attach to a combined D-top and Bridge; there is not adequate support below the surface to support one end of the Vertical Storage Unit.

 **Don't** A Vertical Storage Unit cannot be used to span the combination of a D-Top and a Bridge due to lack of proper support for the Vertical Storage Unit.



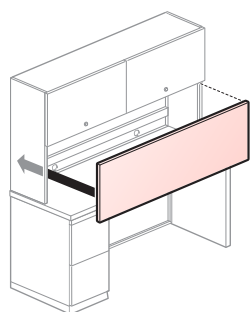
Plan View



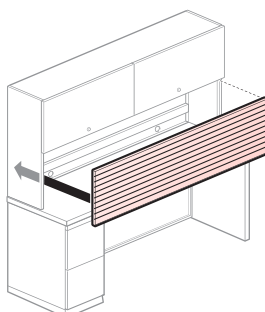
## Product Application – Vertical Storage Unit Application Guidelines

### Adding Tackboards, Slat Rails, and Tackboard/Slat Rails

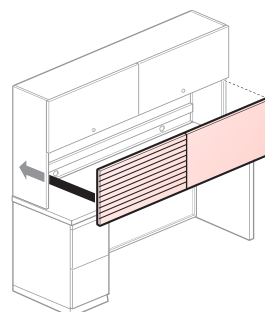
- Tackboards, Slat Rails, and Tackboard/Slat Rails must be separately specified to complete Vertical Storage Units.
- Match the width to the Vertical Storage Unit width.
- Tackboards, Slat Rails, and Tackboard/Slat Rails are designed to work specifically on Vertical Storage Units with steel -or- laminate/wood end panels. Be sure to specify a Tackboard, Slat Rail, or Tackboard/Slat Rail to match the type of end panels on the Vertical Storage Unit.



Vertical Storage Unit – Tackboard  
(For VSUs with Steel End Panels) or  
(For VSUs with Laminate or Veneer End Panels)

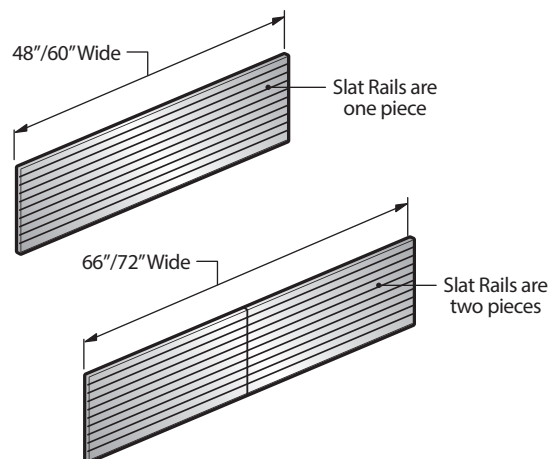
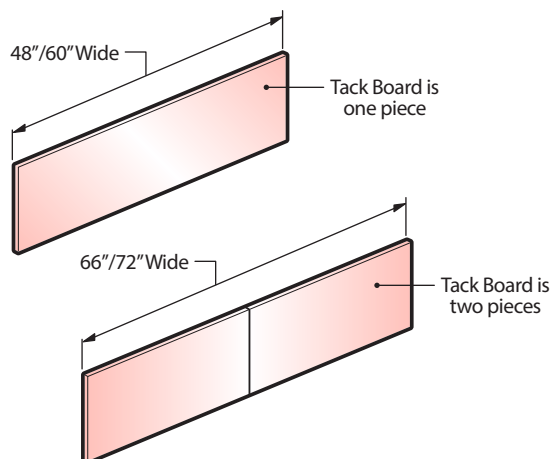


Vertical Storage Unit – Slat Rail  
(For VSUs with Steel End Panels) or  
(For VSUs with Laminate or Veneer End Panels)



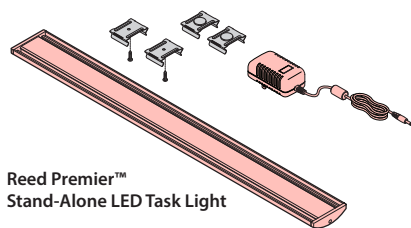
Vertical Storage Unit – Slat Rail / Tackboard  
(For VSUs with Steel End Panels) or  
(For VSUs with Laminate or Veneer End Panels)

- 48" and 60" wide Tackboards and Slat Rails are one piece.
- 66" and 72" wide Tackboards, Slat Rails, and Tackboard/Slat Rails are comprised of two equal-width sections.

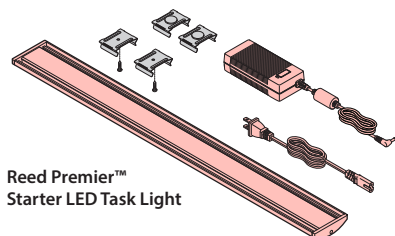


This page intentionally left blank

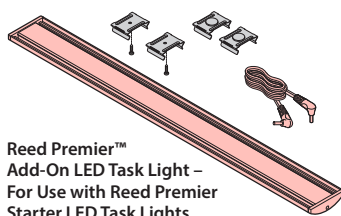
## Product Application – Reed Premier™ LED Task Light Guidelines



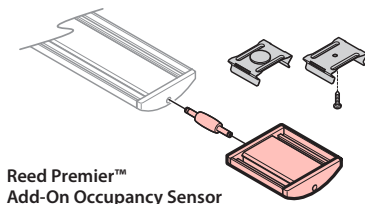
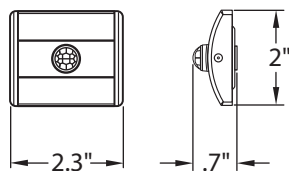
Reed Premier™  
Stand-Alone LED Task Light



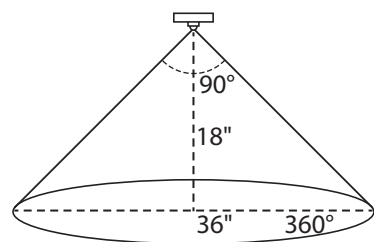
Reed Premier™  
Starter LED Task Light



Reed Premier™  
Add-On LED Task Light –  
For Use with Reed Premier  
Starter LED Task Lights



Reed Premier™  
Add-On Occupancy Sensor



### Direction Range

- 360° lens view
- 90° outward detection angle
- 30" coverage diameter at 15"
- 36" coverage diameter at 18"

- Reed Premier LED task lights with the magnetic mounting option can be mounted under X Series Vertical Storage Unit shelves.
- Task lights are available with a 9' cord, and the magnetic attachment allows the use to move/reposition the light when needed.

### LED Task Light Specs

Size	Actual Length	Wattage	Peak Output:	
			Lumens	Foot Candles
17"	16.4"	7.8	444	76
31"	30.1"	17.6	980	131
44"	43.7"	25.9	1412	148
58"	57.4"	33.6	1791	151

Rated Lifespan (LED): 50,000 hours

Dimming: 100%-15%

Color Temperature: 3500K

Auto Turn Off: 10 Hours (+/- 15 minutes)

Color Rendering Index: 84

ETL Listed

### Daisy Chain

Add-On (Daisy Chain) LED Task Lights can be added to starter LED Task Lights to link multiple lights together. The total wattage of daisy chained lights is limited by the wattage of the power supply. Refer to the chart below to see all acceptable combinations of daisy chained lights.

### Acceptable Daisy Chain Light Combinations


Daisy Chain Combinations	# of 17" Lights	# of 30" Lights	# of 44" Lights	# of 58" Lights
Combination 1	6	0	0	0
Combination 2	5	0	0	0
Combination 3	4	1	0	0
Combination 4	4	0	0	0
Combination 5	3	1	0	0
Combination 6	3	0	1	0
Combination 7	3	0	0	0
Combination 8	2	2	0	0
Combination 9	2	1	0	0
Combination 10	2	0	1	0
Combination 11	2	0	0	1
Combination 12	2	0	0	0
Combination 13	1	2	0	0
Combination 14	1	1	1	0
Combination 15	1	0	1	0
Combination 16	1	0	0	1
Combination 17	0	2	0	0
Combination 18	0	1	1	0
Combination 19	0	0	2	0

### Reed Premier Occupancy Sensor

The Occupancy Sensor can be added to control single or multiple daisy chained Reed Premier LED Task Lights. The Occupancy Sensor is set to turn off after 30 minutes of no detection and will turn back on after detection.

### Occupancy Sensor Mounting

The occupancy sensor connects to the task light with a 1" connector (shown) or daisy chain cords. The occupancy sensor comes standard with both magnetic and screw mounting options.



Power → Sensor → Connector → Fixture

\*Cannot deviate from this sequence

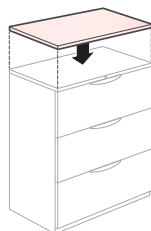


## Product Application – File Tops and Common File Top Guidelines

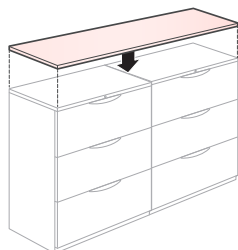
### X Series and V Series File Top and Common File Top Applications

Separate tops are available in laminate or wood veneer to provide additional top support.

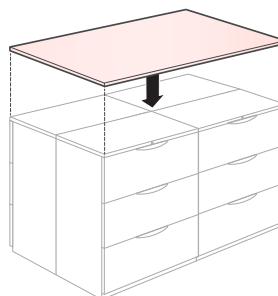
**File Top  
(Single)**



**Common File Top  
(Side-by-Side Application)**



**Common File Top  
(Back-to-Back Application)**



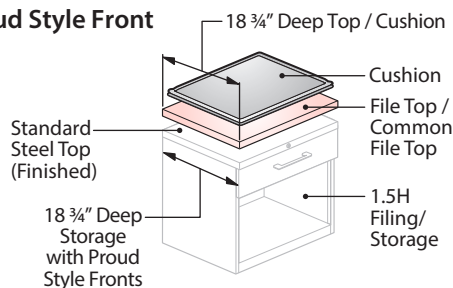
**X Series File Tops / Common File Tops may be attached to the following X Series and V Series products:**

- 1.5H Storage Products
- Lateral Files
- Combination Units
- Combination Units with Valet
- Storage and Wardrobe Cabinets
- Group and Cubby Lockers

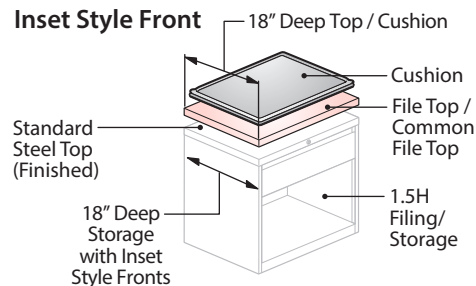
### Guest Seating Applications for 1.5H Storage Products

- File Tops or Common File Tops are required when using one or more 1.5H Storage Units to provide temporary guest seating.
- Specify appropriate depth Top / Cushion to match depth of Storage.
  - For Proud Front Filing/Storage (18 ¾" Deep) specify an 18 ¾" deep File Top and Cushion.
  - For Inset Front Filing/Storage (18" Deep) specify an 18" deep File Top and Cushion.

#### Proud Style Front

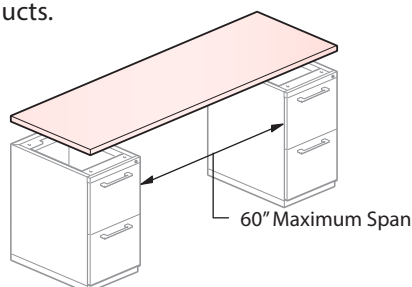


#### Inset Style Front



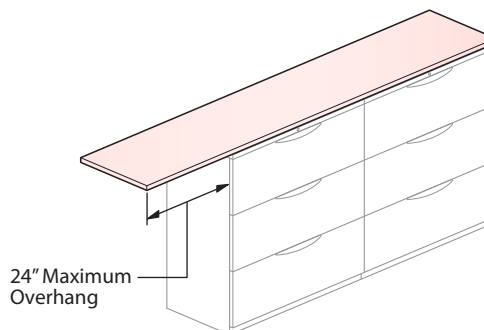
### Open Space/Kneespace Applications

- When placing a common top on storage products with an open space in between, specify the width of top to include the desired open space.
- 60" is the maximum span allowed between storage products.



### Common File Top Overhang Applications

- A common top can also have up to 24" of overhang at one or both ends when a minimum of two 30" wide units are ganged side-by-side.



#### Note

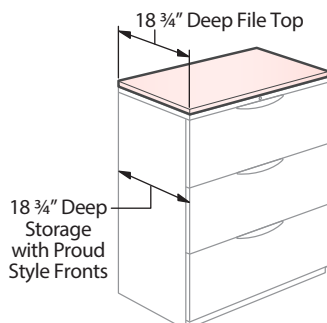
- X Series and V Series standard steel tops are not intended to be a load bearing surface, separately specified File Tops or Common File Tops are required for seating applications or for applications that would apply any load on the standard steel top.

# Product Application – File Tops and Common File Top Guidelines

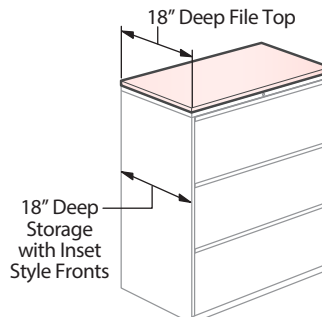
## File Top Depths

- The Depth of the File Top must match the depth of the storage product it is being attached to.
- Specify 18 ¾" Deep File Top to match the 18 ¾" depth of storage products with proud style fronts.
- Specify 18" Deep File Top to match the 18" depth of storage products with inset style fronts.

### X Series Storage with Proud Style Fronts



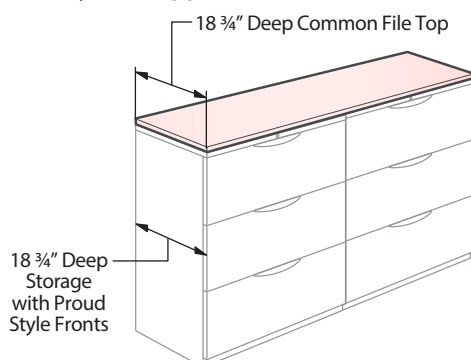
### X Series or V Series Storage with Inset Style Fronts



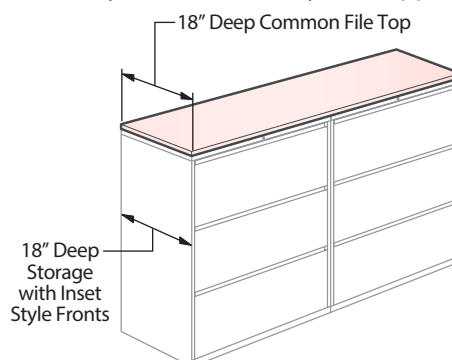
## Common File Tops Depths

- The Depth of the Common File Top must match the depth of the storage product it is being attached to.
- Side-by-Side Applications:
  - Storage products with proud style fronts are 18 ¾" deep, specify 18 ¾" deep Common File Top to match.
  - Storage products with inset style fronts are 18" deep, specify 18" Deep Common File Top to match.
- Back-to-Back Applications:
  - Storage products with proud style fronts are 37 ½" deep, specify 37 ½" deep Common File Top to match.
  - Storage products with inset style fronts are 36" deep, specify 36" Deep Common File Top to match.
- Width of top must be at least as wide as the combined files underneath.

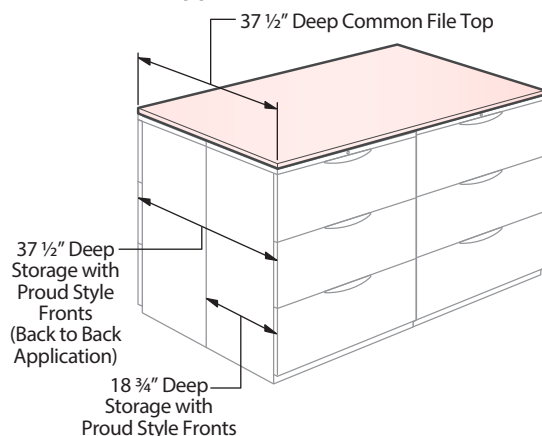
### X Series Storage with Proud Style Fronts (Side by Side Application)



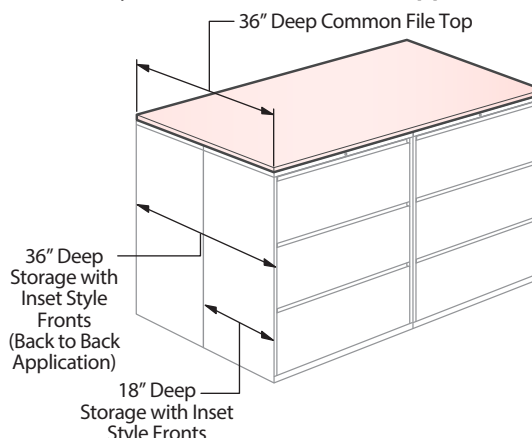
### X Series or V Series Storage with Inset Style Fronts (Side by Side Application)



### X Series Storage with Proud Style Fronts (Back to Back Application)



### X Series or V Series Storage with Inset Style Fronts (Back to Back Application)



**Note** • X Series and V Series standard steel tops are not intended to be a load bearing surface, separately specified File Tops or Common File Tops are required for seating applications or for applications that would apply any load on the standard steel top.

# Product Application – X Series Locker Guidelines

## X Series Locker Applications

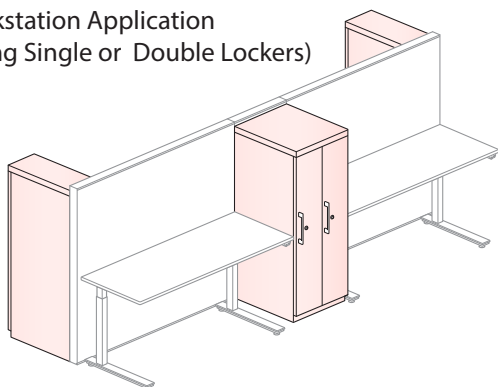
### Single Lockers and Double Lockers

- Single Lockers and Double Lockers are intended primarily for use in a workstation. However, they can also be combined to create a bank of lockers, if desired.



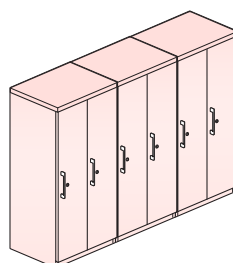
**Do**

Workstation Application  
(Using Single or Double Lockers)



**Do**

Locker Bank Application  
(Using Single or Double Lockers)



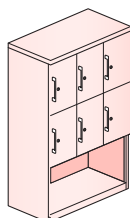
### Group Lockers and Cubby Lockers

- Group Lockers and Cubby Lockers are intended primarily for use in storage banks. However, they can also be used as stand alone pieces.



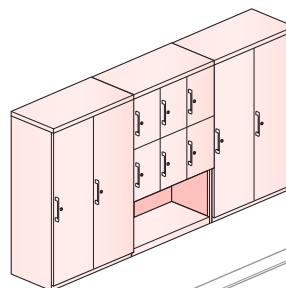
**Do**

Group/Cubby Locker  
Standalone Application



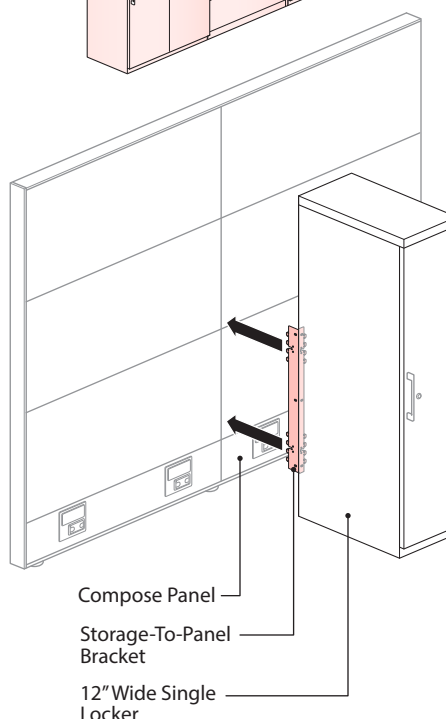
**Do**

Group Locker/Cubby Locker  
Bank Application



## Lockers Support Guidelines

- 12" wide single lockers must be attached to a Compose Panel, wall or ganged to another locker. All other lockers, group lockers, and cubby lockers can be freestanding.
- Lockers can be attach to a Compose panel using a separately specified Storage-To-Panel Bracket (ZNBT-1900, ZZBT-1900)
- When attached to Compose panel frames, lockers provide panel support; refer to Compose Specification Guide/ Support and Load section for application details.
- Same-height lockers can be ganged side-to-side using a ganging kit, available through eParts. (Ganging requires field drilling of lockers)

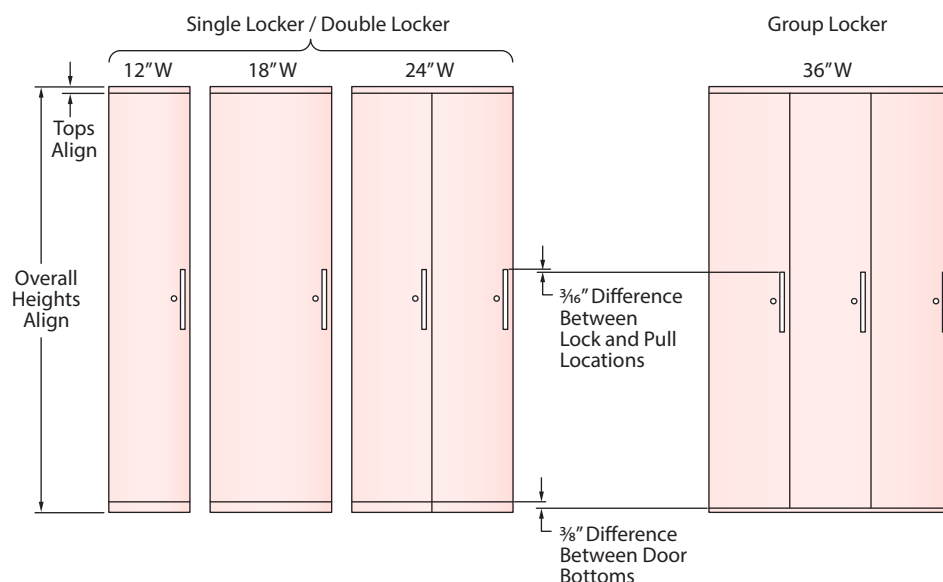


# Product Application – X Series Locker Guidelines

## X Series Locker Applications

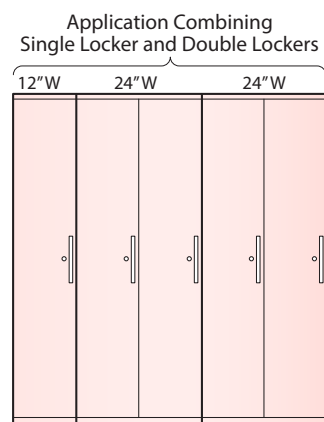
Single Lockers and Double Lockers have slight aesthetic and dimensional differences when compared with Group Lockers and Cubby Lockers:

- The bottom of the doors will be offset by  $\frac{3}{8}$ "
- The locks and pulls will be offset by  $\frac{3}{16}$ " since they are centered on the door height
- The top of doors, and the overall height of the lockers will align



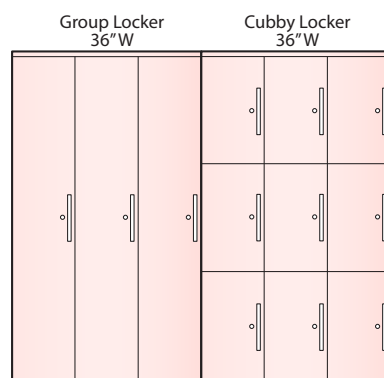
### ✓ Do

- Single and Double Lockers have a consistent aesthetic and can be mixed together.



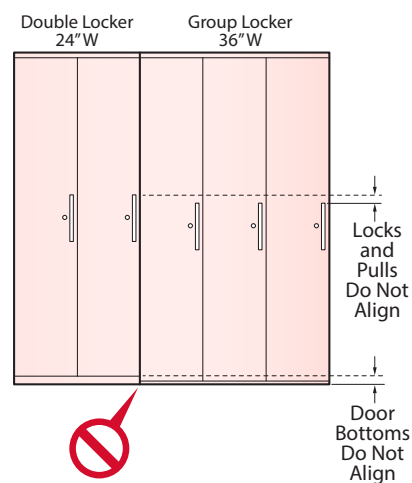
### ✓ Do

- Group Lockers and Cubby Lockers have a consistent aesthetic and may be mixed together.



### ✗ Don't

- Single Lockers and Double Lockers should not be intermixed with Group Lockers or Cubby Lockers due to aesthetic differences.



# Product Application – X Series Lockers Guidelines

## Locker Slat Rail and Tools

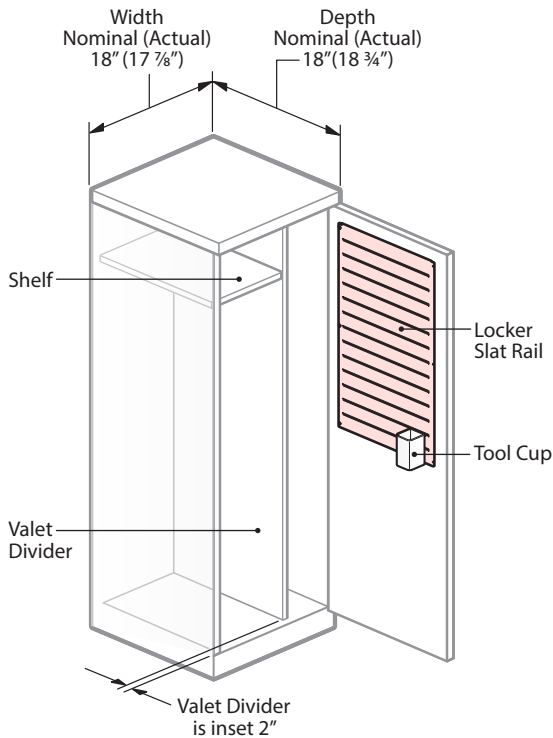
- Slat Rail attaches to Single Lockers and Group Lockers with 18" wide doors only.

**✓ Do** The Locker Slat Rail attaches to 18" wide locker doors only.  
(will not work with 12" wide Locker doors)

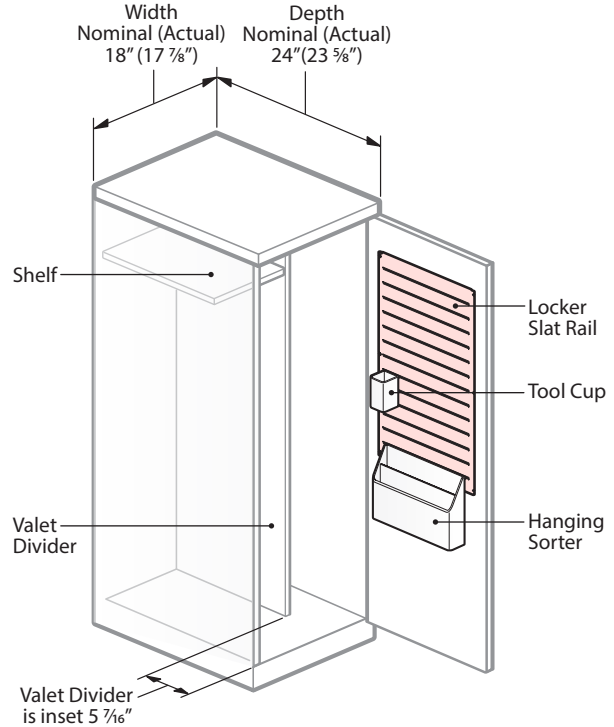
Locker Slat Rails may be used with the following separately specified Belong hanging accessories:

- 24" deep Lockers with a Locker Slat Rail can accommodate Tool Cups and Hanging Sorters.
- 18" deep Lockers with a Locker Slat Rail can accommodate Tool Cups (must be positioned to avoid interference with Valet Divider and Shelf)

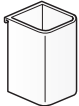
### 18" Deep Lockers



### 24" Deep Lockers



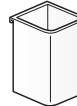
**✓ Do**  
Tool Cup



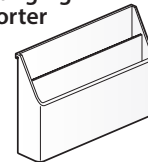
**✗ Don't**  
Hanging Sorter



**✓ Do**  
Tool Cup



**✓ Do**  
Hanging Sorter



### Note

- The Hanging Sorter should not be used with 18" deep Lockers since it would interfere with the Valet Divider and prevent the door from closing properly.
- 18" Deep Lockers require that the Tool Cup be positioned on the Locker Slat Rail in a position providing adequate clearance from the Valet Divider.

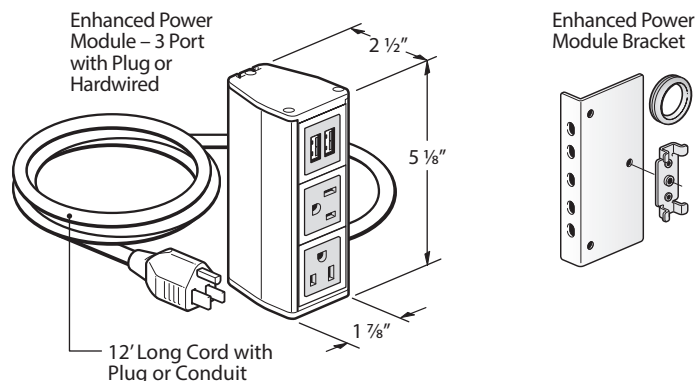
### Tips

- Consider placement of tools to prevent interference with interior valet divider, locker shelves, drawers, and hanging file frames.
- The Beside Mini Shelf is not recommended for use on the Locker door, as items will slide off the shelf when the door is opened.
- Other Belong Accessories will not fit due to interference with the Valet Divider.
- Locker Slat Rails are constructed of painted aluminum and don't work with magnetic accessories.

## Product Application – X Series Locker Guidelines

### Locker Power Components – Enhanced Power Module and Bracket

- The Enhanced Power module is designed to be used in open storage cavities of lockers, group lockers, cubby lockers, and combination units.

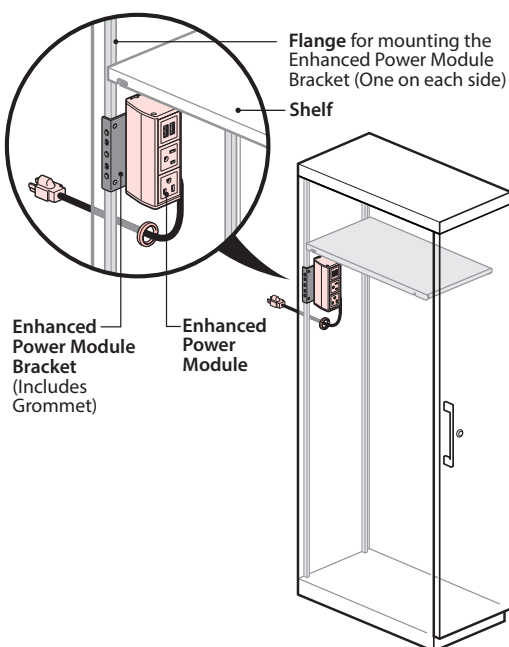


### Enhanced Power Module – X Series Locker Applications

- The Power Module Bracket attaches to the flanges formed into the rear panel of the locker, allowing the power module to be attached anywhere vertically within the locker.
- Consider shelf location and desired placement of devices to be powered before installing power module.
- A gap between the Shelf and the back of the Locker allows for cable routing.

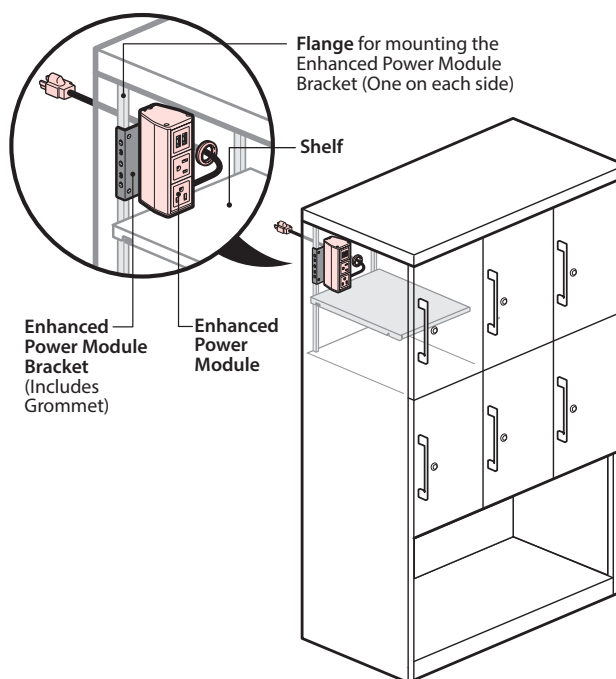
#### Locker – Power Application

- Shown with Power Module mounted under the Shelf.



#### Cubby Locker – Power Application

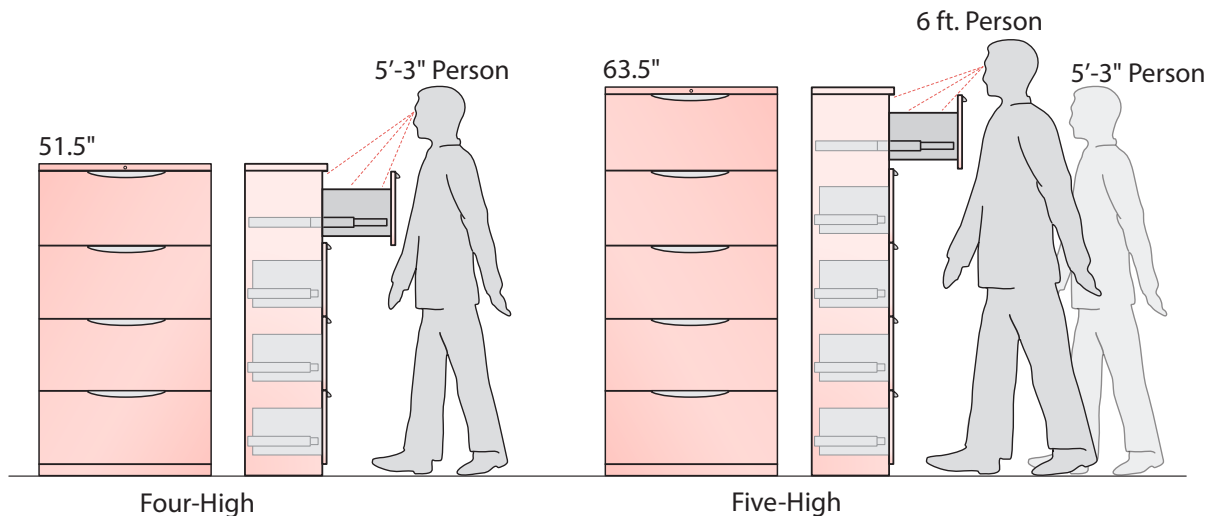
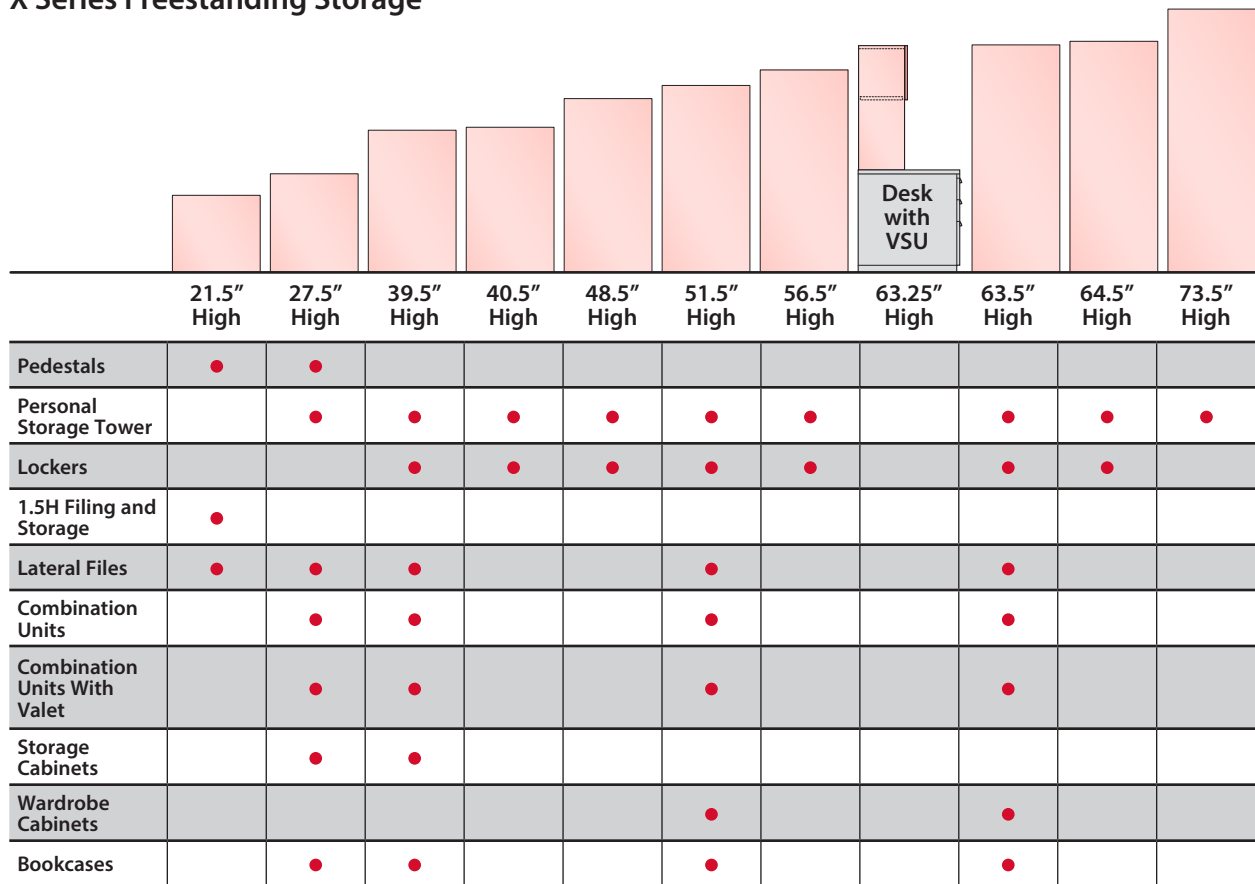
- Shown with Power Module mounted above the Shelf.



- Field drilling is required to route power cords out of the back of the lockers. Give consideration to the location of the hole to prevent it from being exposed above worksurfaces or panels.
- Lockers with Power Modules installed in them will require adequate clearance behind the locker to route cables.

## Product Application – Height Comparisons

### X Series Freestanding Storage



**Note** • To see into the top drawer a person must be at least 5' 9" or use a step stool. As an alternative, consider a 5H unit with hinged doors, sliding doors, or receding door in the top position.

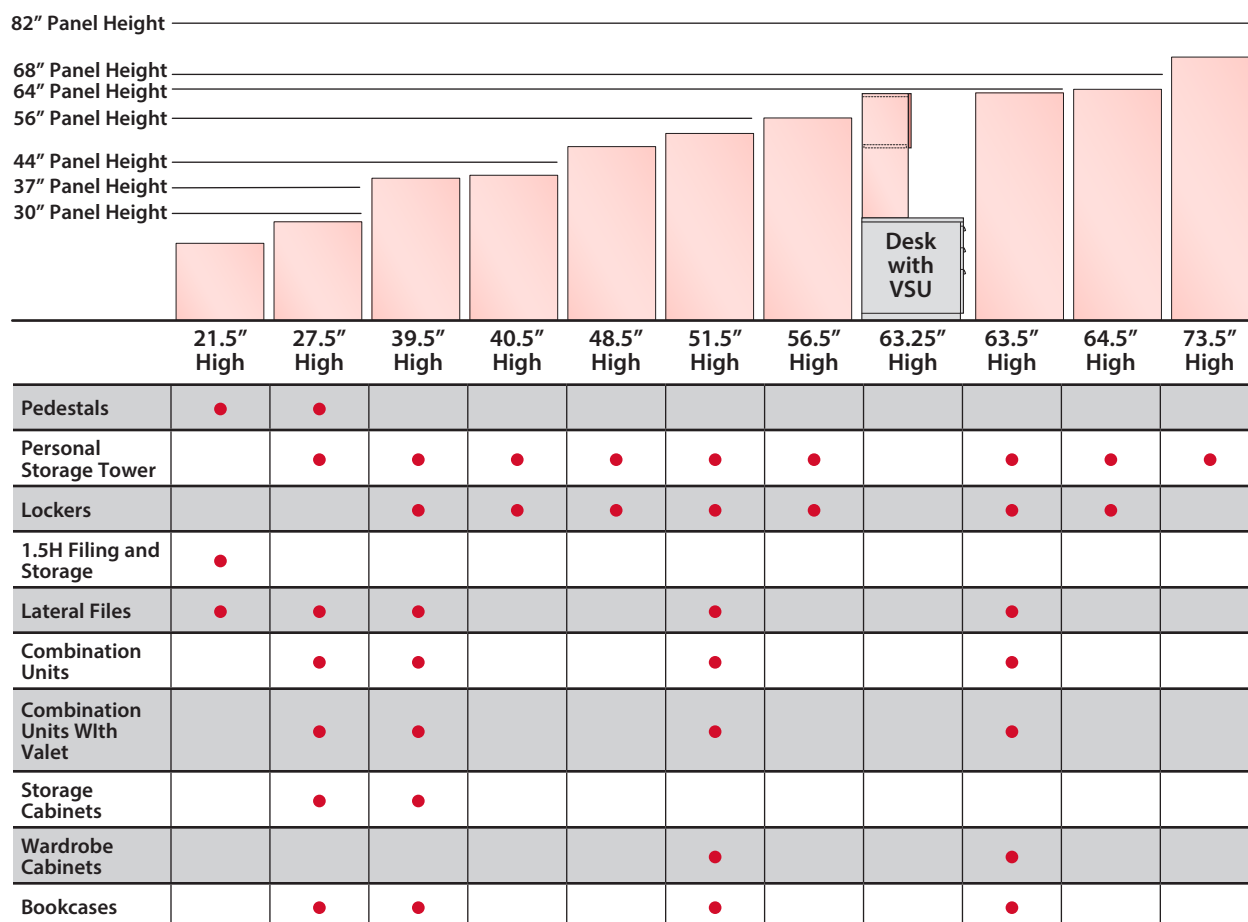


## Product Application – Height Comparisons

### UniGroup and PLACES Systems Panel Heights Compared to X Series and V Series Storage

- Filing and storage product heights differ from most system panel heights. Storage must be specified to fall below or above the top of the panel.
- Uneven floors will require glide adjustment on storage and systems products to keep them level. This can affect the overall height by as much as 1 ½”.
- Some personal storage towers are available with casters, adding 3” to the overall height.

The following illustrations shows how X Series and V Series Storage Products integrate with varying height UniGroup and PLACES Panels:



## Product Application – Height Comparisons

### UniGroup Too Systems Panel Heights Compared to X Series and V Series Storage

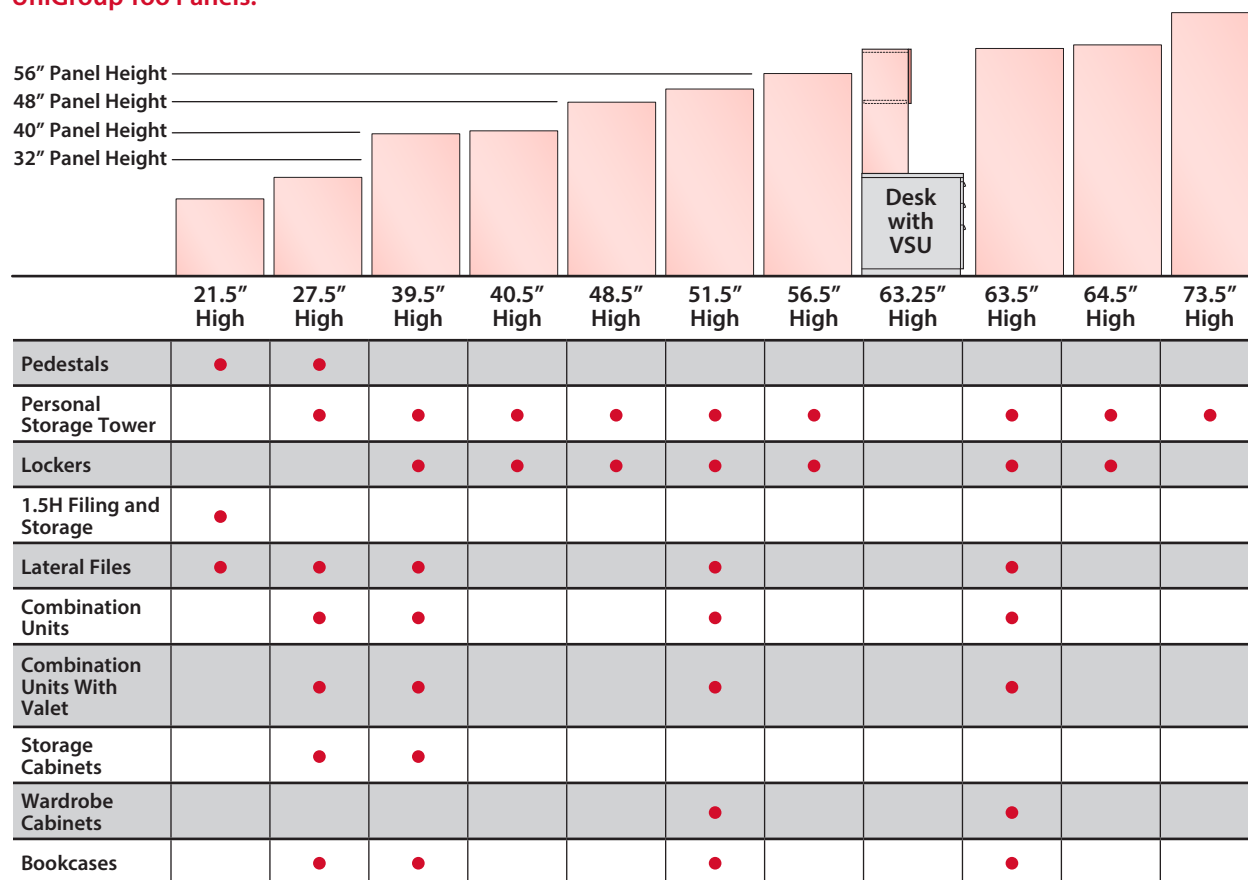
#### Personal Storage Tower in a Panel Application

Personal Storage Towers (PSTs) are not intended to be the same height as a panel system, therefore actual PST heights do not match system panel heights. The top of a PST falls either above or below the system's panel height based on the actual PST height. This height difference allows the desired aesthetic to be specified.

#### Additional height factors that can impact the overall application height and aesthetic:

- PSTs with Legs: adds 5½" – 7" to the overall PST height (legs are an option on specific PST heights only)
- PSTs with Casters: adds 3" to the overall PST height (casters are an option on specific PST heights only)
- Uneven Floors: requires glides to be adjusted on the system panel and/or the PST

The following illustrations shows how X Series and V Series Storage Products integrate with varying height UniGroup Too Panels:



## Product Application – Height Comparisons

### Compose Systems Panel Heights Compared to X Series and V Series Storage

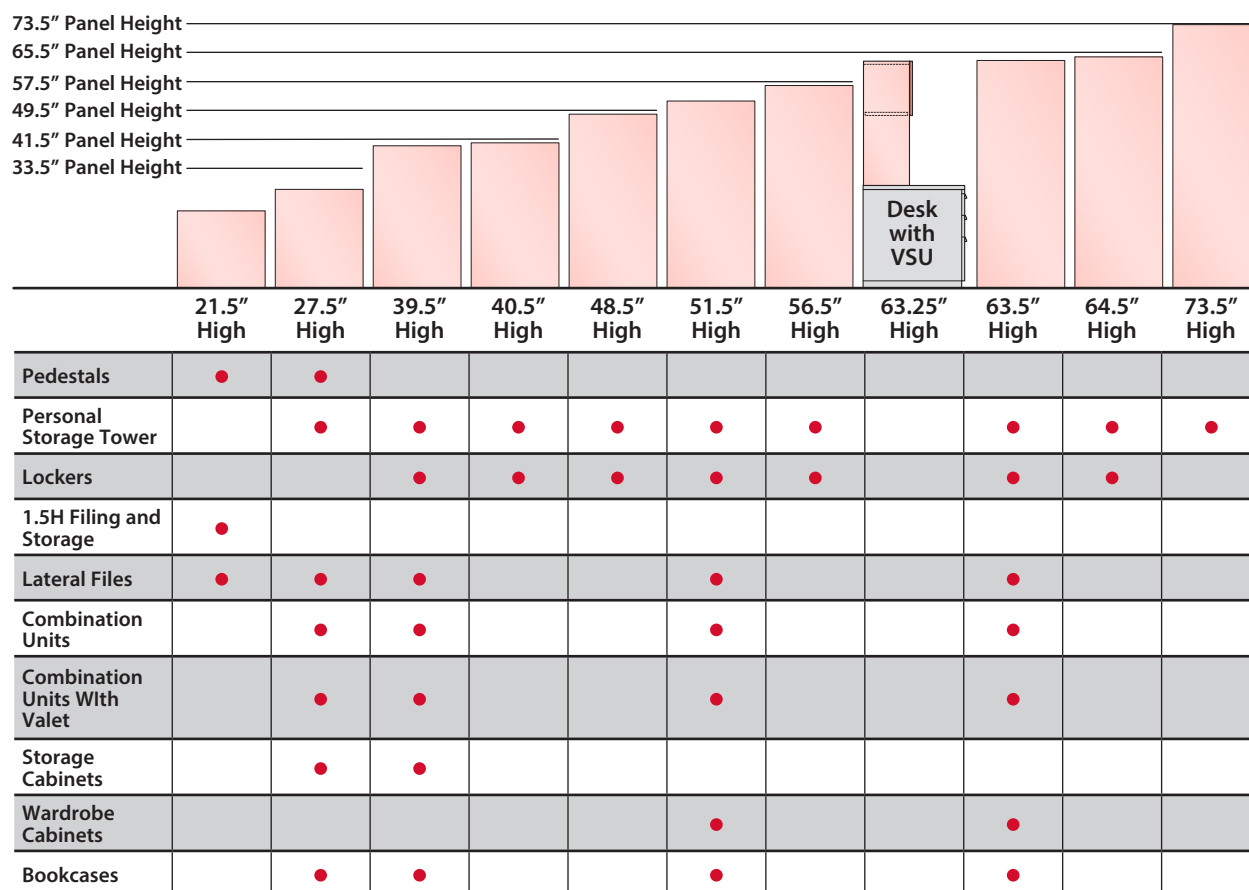
#### Personal Storage Tower in a Panel Application

Personal Storage Towers (PSTs) are not intended to be the same height as a panel system, therefore actual PST heights do not match system panel heights. The top of a PST falls either above or below the system's panel height based on the actual PST height. This height difference allows the desired aesthetic to be specified.

#### Additional height factors that can impact the overall application height and aesthetic:

- PSTs with Legs: adds 5½" – 7" to the overall PST height (legs are an option on specific PST heights only)
- PSTs with Casters: adds 3" to the overall PST height (casters are an option on specific PST heights only)
- Uneven Floors: requires glides to be adjusted on the system panel and/or the PST

The following illustrations shows how X Series and V Series Storage Products integrate with varying height of Compose Panels:



## Product Application – Height Comparisons

### PREMISE Systems Panel Heights Compared to X Series and V Series Storage

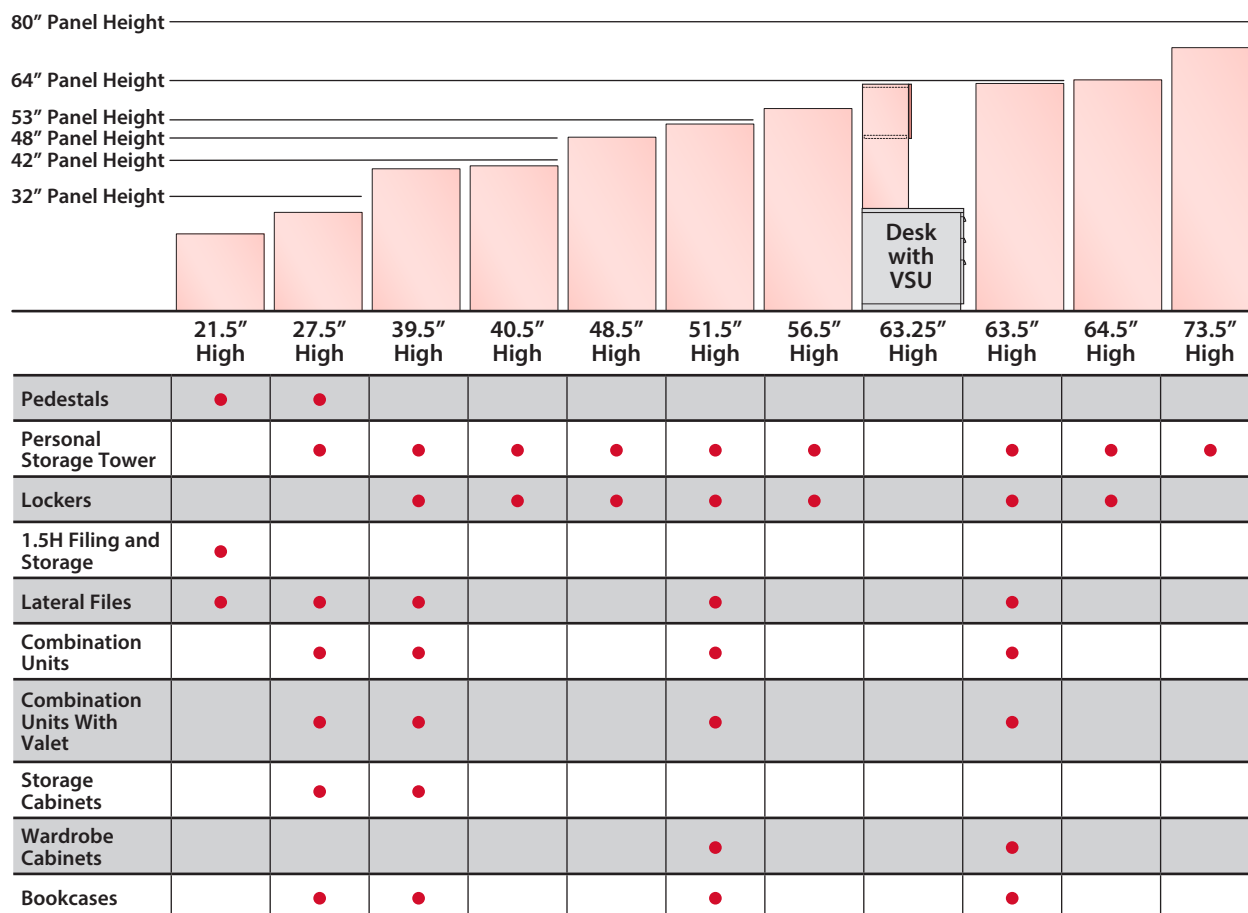
#### Personal Storage Tower in a Panel Application

Personal Storage Towers (PSTs) are not intended to be the same height as a panel system, therefore actual PST heights do not match system panel heights. The top of a PST falls either above or below the system's panel height based on the actual PST height. This height difference allows the desired aesthetic to be specified.

#### Additional height factors that can impact the overall application height and aesthetic:

- PSTs with Legs: adds 51/2" – 7" to the overall PST height (legs are an option on specific PST heights only)
- PSTs with Casters: adds 3" to the overall PST height (casters are an option on specific PST heights only)
- Uneven Floors: requires glides to be adjusted on the system panel and/or the PST

The following illustrations shows how X Series and V Series Storage Products integrate with varying height of PREMISE Panels:



This page intentionally left blank.

## Technical Specifications – Steel Casegoods, Files and Storage

## Technical Specifications – Steel Casegoods Files and Storage

### Performance Ratings

- X, V, and A Series Casegoods, Files and Storage units meet or exceed the applicable test requirements in ANSI/ BIFMA X5.5 Desk/Tables Products and/or X5.9 Storage Units.
- X, V, and A Series Casegoods, Files and Storage units are GREENGUARD™ certified for low chemical emissions when tested to UL 2818 - Standard for Chemical Emissions for Building Materials, Finishes and Furnishings and compliant with the requirements in ANSI/BIFMA X7.1 - Standard for Formaldehyde and TVOC Emissions in Furniture.
- Electrical components and lights are certified to an applicable UL Standard(s) by a Nationally Recognized Testing Laboratory.

### Wood Composite Materials

All wood composite material in X, V and A Series products are an engineered composite panel with a minimum 90% wood fiber content with at least 10% post-consumer and 80% pre-consumer wood fiber bonded with resin. All parts with a wood composite core are 3rd party certified compliant with GREENGUARD® and ANSI/ BIFMA Standards for low emitting products. The composite core is 3rd party certified compliant with California Air Resource Board requirements for Phase 2 formaldehyde emission levels.

### Steel

All steel used in X, V, and A Series Casegoods, Files and Storage that is 18-gauge or thinner is made with Cold Rolled Steel.

### Steel Gauge Overview – X Series

	Pedestals	Lateral Files	Combination Units	Recycle Station	Wardrobes/ Storage Cabinets/ Bookcases	Lockers	Personal Storage Tower
Top	18	22	22	20	20	22	20
Top Support	22	20	20	—	—	20	—
Case	20, 22*	22	22	20	20	20	20
Door	22	22	22	22	22	20, 22**	22
Vertical Rails	18, 20	20	20	—	—	—	18, 20
Inner Base	20	22	22	—	—	18	20
Outer Base	20	18	18	18	18	18	20
Drawer Sides	22	20	20, 22***	—	—	20****	22
Drawer Front	22	22	22	—	—	22****	22
Drawer Back	22	22	22	—	—	20****	24
Drawer Bottom	22	22	22	—	—	20****	22
Bookcase Shelf	—	18	18	—	18	20	20

\*20-gauge for 29" (736mm) deep pedestal

\*\*20-gauge for drawers wider than 15" (381mm)

\*\*\*20-gauge outer door and 22-gauge inner door

\*\*\*\*With optional Personal Drawer

### Door and Drawer Pull Options – X Series

Pulls are available in the following styles:

- Ellipse: ABS nylon blend
- Radius & Taper Pull: Die cast zinc alloy
- Crescent; Linear & Classic: Brushed nickel with matte finish
- Integral and J-pull: Steel with powder-coat
- J-pull on Wood Front: Extruded aluminum with powder-coat



## Technical Specifications – Steel Casegoods Files and Storage

### Pedestals – X Series

Made with a one-piece formed steel case that provides a clean, finished appearance with no overlapping seams and patented rear insert stiffener that exponentially strengthens the case. The case has a powder-coat finish applied over rust inhibiting phosphate pre-treatment. All drawers incorporate full extension telescoping, steel ball bearing slides providing smooth operation and complete access to drawer contents. Lock is located at top right of pedestal. Lock engages a steel lock bar directly into steel drawer body for increased security. Lock housings have a removable lock core which allows key numbers to be easily changed in the field or to be retrofitted with a digital lock. Locks are available in black or chrome. Units are available with individual locking drawers. Formed steel drawers have a separate back and a black e-coat finish. Drawer fronts are proud of the case and are available with powder-coated steel with an inner drawer front for added strength and to prevent materials from entering in to the outer front; laminate over wood composite core with ABS edgeband; or wood veneer over wood composite core with wood veneer edgeband. There are several pull style options to allow for coordination with a variety of office environments. File drawers include molded plastic file compressor that allows legal filing in 23" (584mm) and 29" (736mm) deep units as well as side to side filing. Drawers can be loaded to 0.017 pounds per cubic inch of clear volume. Pedestals with pencil or box drawers include one molded plastic tray. Each box drawer includes one metal side-to-side drawer divider. Units with levelling glides provide 1" (25.4mm) of adjustment. Ships assembled.

Pedestals are available in the following styles:

- Desk with glides: Supports Desk Top; available left or right hand with predrilled holes to attach desk modesty and with no holes for applications that do not require a modesty
- Attached with glides: Provides floor support for Desk Top or System Work Surface
- Mobile/Tug: Freestanding unit with dual-wheel castors with rear swivel and fixed front casters; available with optional cushion top and optional "Tug" handle.
- Suspended: Hangs from Desk Top or Panel System Worksurface

### Lateral Files – X Series

Made with a one-piece formed steel case that provides a clean, finished appearance with no overlapping seams and patented box-in-box construction that exponentially strengthens the case and limits racking. The case has a powder-coat finish applied over rust inhibiting phosphate pre-treatment. Optional counterweights are made with 100% recycled materials with a patented extrusion process. All drawers incorporate full extension telescoping, steel ball bearing slides providing smooth operation and complete access to drawer contents. Drawer interlock system allows only one drawer to open at a time. Drawers have rack-and-pinion lock mechanism with dual side lock bars for added security. Lock housings have a removable lock core which allows key numbers to be easily changed in the field or to be retrofitted with a digital lock. Lock is centered in front edge of top on lateral files. Units are available with individual locking drawers. Locks are available in black or chrome. Formed steel drawers have a separate back and have a black e-coat finish. Drawer fronts are available proud or inset flush with the case and with powder-coated steel; laminate over wood composite core with ABS edgeband; or wood veneer over wood composite core with wood veneer edgeband. There are several pull style options to allow for coordination with a variety of office environments. Drawers can be loaded to 0.017 pounds per cubic inch of clear volume with load calculation for shelves limited to 12" (305mm) height. Legs and a cushion top are available on a single drawer bench. Leveling glides provide 1.5" (38.1mm) adjustment. Ships assembled.

### Storage Cabinets and Wardrobes – X Series

Made with a one-piece formed steel case that provides a clean, finished appearance with no overlapping seams and patented box-in-box construction that exponentially strengthens the case and limits racking. The case has a powder-coat finish applied over rust inhibiting phosphate pre-treatment. Door fronts are made of steel with a powder-coat finish. 2H storage cabinets are also available with laminate and wood doors. Doors feature self-closing hinges that open 100° for easy access. There are several pull style options to allow for coordination with a variety of office environments. Lock housings have a removable lock core which allows key numbers to be easily changed in the field or to be retrofitted with a digital lock. Locks are available in black or chrome. Wardrobe units include coat rod with one shelf color-matched to the case. Storage units include shelves color-matched to the case that are adjustable in 6" increments; additional shelves are available as an accessory. Shelves can be loaded to 0.017 pounds per cubic inch of clear volume with load calculation limited to 12" (305mm) height. Levelling glides provide 1.5" (38.1mm) adjustment. Ships assembled.

## Technical Specifications – Steel Casegoods Files and Storage

### Combination Units – X Series

Made with a one-piece formed steel case that provides a clean, finished appearance with no overlapping seams and patented box-in-box construction that exponentially strengthens the case and limits racking. The case has a powder-coat finish applied over rust inhibiting phosphate pre-treatment. All drawers incorporate full extension telescoping, steel ball bearing slides providing smooth operation and complete access to drawer contents. Drawer interlock system for drawers wider than 15" (381mm) allows only one drawer to open at a time. Drawers wider than 15" have rack-and-pinion lock mechanism with dual side lock bars for added security. Lock housings have a removable lock core which allows key numbers to be easily changed in the field or to be retrofitted with a digital lock. Locks are available in black or chrome. Formed steel drawers have a separate back and have a black e-coat finish. Drawer fronts and doors are proud of the case and available with powder-coated steel; laminate over wood composite core with ABS edgeband; or wood veneer over wood composite core with wood veneer edgeband. Units with a valet include separately locking door, a coat rod and optional shelves. Units with doors feature self-closing hinges that open 100° for easy access. There are several pull style options to allow for coordination with a variety of office environments. Drawers and shelves can be loaded to 0.017 pounds per cubic inch of clear volume with load calculation for shelves limited to 12" (305mm) height. Leveling glides provide 1.5" (38.1mm) adjustment. Ships assembled.

### Personal Storage Towers – X Series

Made with a one-piece formed steel case that provides a clean, finished appearance with no overlapping seams and patented rear insert stiffener that exponentially strengthens the case and limits racking. The case has a powder-coat finish applied over rust inhibiting phosphate pre-treatment. Available with a formed flat, steel powder-coat top; a formed steel domed top with a white translucent acrylic insert that allows light to illuminate storage contents; a laminate top with a wood composite core and ABS edgeband; or a wood veneer top with a wood composite core with wood veneer edgeband. All drawers incorporate full extension telescoping, steel ball bearing slides providing smooth operation and complete access to drawer contents. Lock housings have a removable lock core that allows key numbers to be easily changed in the field or to be retrofitted with a digital lock. Locks are available in black or chrome. Units are available with individual locking drawers. Formed steel drawers have a separate back and a black e-coat finish. Drawer fronts and doors are proud of the case and available with powder-coated steel; laminate over wood composite core with ABS edgeband; or wood veneer over wood composite core with wood veneer edgeband. Units with doors feature self-closing hinges that open 100° for easy access. There are several pull style options to allow for coordination with a variety of office environments. Units with a valet include a coat rod except for the 2H unit that has a coat hook. Units with hinged door or bookcase include shelf/shelves with quantity based on height. Shelves adjust in 2.5" (64mm) increments. File drawers include molded plastic file compressor that allows legal filing and side to side filing. Pedestals with pencil or box drawers include one molded plastic tray. Each box drawer includes one metal side-to-side drawer divider. Drawers and shelves can be loaded to 0.017 pounds per cubic inch of clear volume with load calculation for shelves limited to 12" (305mm) height. Two and 3H units are available with casters. Leveling glides provide 1" (25.4mm) adjustment. Ships assembled.

### Bookcases – X Series

Made with a one-piece formed steel case that provides a clean, finished appearance with no overlapping seams and patented box-in-box construction that exponentially strengthens the case and limits racking. The case has a powder-coat finish applied over rust inhibiting phosphate pre-treatment. Bookcases include shelves color-matched to the case and adjustable in 1.75" (44.4mm) increments. Additional shelving clip holes are provided that allow equally-spaced shelves that accommodate 11.5" (292mm) binders. Shelves can be loaded to 0.017 pounds per cubic inch of clear volume with load calculation for shelves limited to 12" (305mm) height. Levelling glides provide 0.6" (15.2mm) adjustment. Ships assembled.

## Technical Specifications – Steel Casegoods Files and Storage

### Desk Shell, Desk Top, End Panel and Modesty – X Series

Laminate Tops are 1.18" (30.2mm) thick balanced construction with a wood composite core with high-pressure laminate on the top, a laminate backer on the bottom and 0.118" (3mm) radius ABS edge band on the front and back edge with a 0.039" (1mm) thick ABS edge band on the sides. End panels are the same construction except both sides include high pressure laminate and all edge band is 0.039" (1mm) thick. End Panels are also available with a 20-gauge powder coated steel covering attached to a wood composite core.

Wood Tops are 1.18" (30.2mm) thick balanced construction with a wood composite core balanced construction with wood veneer on the top, a balancing backer on the bottom and a 0.118" (3mm) radius edge band on the front and back edge with a 0.028" (.7mm) thick edge band on the sides. End panels are the same construction except both sides include wood veneer and all edge band is 0.028" (.7mm) thick.

Leveling glides on end panels provide 1.5" (38.1mm) adjustment range. Corner and curved wrap around units feature a corner support that is made of 18-gauge steel. Desk Tops are predrilled to accept installation of most common support methods. Modesty panels are made with 22-gauge steel and available as 1/3, 3/4 and full height, all as one-piece units. The modesties have an optional scalloped grommet at the top, center, for cord and wire access. Desk Tops are supported by a combination of full end supports; half end supports, steel support legs or pedestals combined with modesty panels.

### Overhead Storage / Vertical Storage Unit (VSU) – X Series

VSU shelf, top and back panels are made with 18-gauge steel and a powder-coat finish. The lower back panel has a 2.0" diameter access hole for routing power and data and is finished with a plastic grommet. Formed front edge of shelf conceals optional task light. Units with and without doors are available. Shelves can be loaded to 0.017 pounds per cubic inch of clear volume with load calculation for shelves limited to 12" (305mm) (305mm) height. Unit includes mechanism for attachment to X Series Desks and Credenzas.

#### End Panels are available with three types:

- Steel – 16-gauge steel formed to provide a .5" thick edge profile. Unit ships unassembled.
- Laminate – End panels are made with wood composite core with high-pressure laminate faces are 1.5" (38.1mm) thick and have ABS edgeband. Unit ships assembled.
- Wood – End panels are made with wood composite core with wood veneer faces are 1.5" (38.1mm) thick and have wood veneer edgeband. Unit ships assembled.

When specified with laminate or wood end panels unit is available only with Horizontal Doors. When specified with steel end panels there are three door types available and each can be specified with or without locks

#### Available Door Types:

- Horizontal – Doors open and recede over the cabinet for maximum access to stored materials; include steel ball bearing slides and hinges; are available with an optional slow close mechanism when specified with steel end panels. Units with two horizontal doors include a steel center support.
- Vertical/Pivot – Doors have a steel center support; standard with 4 doors; requires less than 4.8 pounds of force to operate.
- Sliding – Single door with a steel divider that sections off half the unit; requires less than 4.8 pounds of force to operate.

#### Door Surface Options:

- Steel Door – 5/8" (15.8mm) thick, formed with 22-gauge steel with powder coat finish.
- Wood Door – 11/16" (17.5mm) thick, with a wood composite core and wood veneer over the face and back, with wood veneer edge band.
- Laminate Door – 11/16" (17.5mm) thick, with a wood composite core and a high pressure laminate over the face and back, with ABS edge band.

### Tackboards and Slat Rails for use with Vertical Storage Unit – X Series

Tackboard and Slat Rail attach beneath the shelf or the VSU. Slat rails are extruded aluminum with a powder coat finish and allow mounting of various types of paper and accessory management devices. Tackboards are 0.875" (22mm) thick and are made with two tackable fiber board skins adhered to a 1/8" (3.2mm) thick wood composite core. The face and edges of this core are wrapped with fabric. Sizes match the width of Vertical Storage Unit. The 48" (1219mm) and 60" (1524mm) wide unit have one tackboard, 66" (1676mm) and 72" (1829mm) wide units have two tackboards.

## Technical Specifications – Steel Casegood Files and Storage

### Steel Gauge Overview – V Series

	Pedestals	Lateral Files	Personal Storage Tower
Top	18	22	20
Top Support	22	20	—
Case	20, 22 <sup>^</sup>	22	20
Door	22	22	22
Vertical Rails	18, 20	20	18, 20
Inner Base	20	22	20
Outer Base	—	18	20
Drawer Sides	22	22	22
Drawer Front	22	22	22
Drawer Back	24	22	24
Shelf	—	18	20

<sup>^</sup> 20 Gauge for 29" (736mm) deep pedestal

### Pedestals – V Series

Made with a one-piece formed steel case that provides a clean, finished appearance with no overlapping seams and patented rear insert stiffener that exponentially strengthens the case. The case has a powder-coat finish applied over rust inhibiting phosphate pre-treatment. All drawers incorporate full extension telescoping, steel ball bearing slides providing smooth operation and complete access to drawer contents. Lock is located at top right of pedestal. Lock engages a steel lock bar directly into steel drawer body for increased security. Lock housings have a removable lock core which allows key numbers to be easily changed in the field or to be retrofitted with a digital lock. Locks are available in black or chrome. Formed steel drawers have a separate back and a black e-coat finish. Drawer fronts are proud of the case and are available with powder-coated steel with an inner drawer front for added strength. Fronts are available with an Inset Pull (standard) made of molded plastic; and Full Pull made of formed steel with a powder-coat finish. 23" and 29" deep, file drawers accommodate legal filing with the use of separately specified legal filing kit. Drawers can be loaded to 0.017 pounds per cubic inch of clear volume. Units with levelling glides provide 1" (25.4mm) of adjustment. Ships assembled.

#### Pedestals are available in the following styles:

- Desk with glides: Supports Desk Top; available left or right hand for predrilled holes to attach desk modesty and with no holes for applications that do not require a modesty
- Attached with glides: Provides floor support for Desk Top or System Work Surface
- Mobile: Freestanding unit with dual-wheel castors with rear swivel and fixed front casters; available with optional cushion top
- Suspended: Hangs from Desk Top or Panel System Worksurface

### Lateral Files – V Series

Made with a one-piece formed steel case that provides a clean, finished appearance with no overlapping seams and patented box-in-box construction that exponentially strengthens the case and limits racking. The case has a powder-coat finish applied over rust inhibiting phosphate pre-treatment. Optional counterweights are made with 100% recycled materials with a patented extrusion process. All drawers incorporate full extension telescoping, steel ball bearing slides providing smooth operation and complete access to drawer contents. Drawer interlock system allows only one drawer to open at a time. Drawers have rack-and-pinion lock mechanism with dual side lock bars for added security. Lock housings have a removable lock core which allows key numbers to be easily changed in the field or to be retrofitted with a digital lock. Lock is centered in front edge of top on lateral files. Locks are available in black or chrome. Formed steel drawers have a separate back and black e-coat finish. Drawer fronts are steel with a powder-coat finish and inset flush with the case. Fronts are available with an Inset Pull (standard) made of molded plastic; and Full Pull made of formed steel with a powder-coat finish. Drawers can be loaded to 0.017 pounds per cubic inch of clear. Leveling glides provide 1.5" (38.1mm) adjustment. Ships assembled.

## Technical Specifications – Steel Casegood Files and Storage

### V Series Personal Storage Towers – V Series

Made with a one-piece formed steel case that provides a clean, finished appearance with no overlapping seams and patented rear insert stiffener that exponentially strengthens the case. The case has a powder-coat finish applied over rust inhibiting phosphate pre-treatment. Include a flat formed steel powder-coat top. All drawers incorporate full extension telescoping, steel ball bearing slides providing smooth operation and complete access to drawer contents. Lock housings have a removable lock core which allows key numbers to be easily changed in the field or to be retrofitted with a digital lock. Locks are available in black or chrome. Units are available with individual locking drawers. Formed steel drawers have a separate back and black e-coat finish. Drawer fronts and doors are proud of the case and made with powder-coated steel. Units with doors feature self-closing hinges that open 100° for easy access. Units with a valet include a coat rod (2H unit has a coat hook). Units with hinged door or bookcase include shelf/shelves with quantity based on height. Shelves adjust in 2.5" (64mm) increments. Drawers and shelves can be loaded to 0.017 pounds per cubic inch of clear volume with load calculation for shelves limited to 12" (305mm) (305mm) height. Two and 3H units are available with casters. Leveling glides provide 1" (25.4mm) adjustment. Ships assembled.



# Finish/Color Legend

## Wood Finishes

### Grade A

#### Double Cut

2P-RL	Applegate
WL-RL	Beachwood
2R-RL	Butternut
WE-RD	Dune
WJ-RE	Ebony
2N-RL	Echo
W3-HR	Harbor
LQ-RH	Hazel Walnut
WE-RT	Melba
W4-PB	Pebble
WC-RW	Wenge

### Grade B

#### Anegre Quarter Cut

NP-W15	Espresso
NP-W08	Golden
NP-W07	Light

#### Cherry

VC-CA1	Amber
VC-W23	American
VC-W33	Caramel
VC-W30	Heritage
VC-W32	Pacific

#### Cherry Quarter Cut

NX-U	Medium
------	--------

#### Maple

VP-LM	Light
VP-N	Natural
VP-AD	Sand

#### Maple Quarter Cut

NM-N	Natural
------	---------

#### Oak

VJ-W42	Brindle
VJ-W05	Natural

#### Rift Cut White Oak

NR-W15	Espresso
NR-W37	Fawn
NR-W40	Mocha
NR-W38	Tuxedo

#### Walnut

VR-W15	Espresso
VR-W21	Mahogany Satin
VR-W31	Retro

#### Walnut Quarter Cut

NW-W35	Clear
NW-W15	Espresso
NW-W31	Retro
NW-W41	Verdant

## Laminate

### Grade A

#### Solid Color

H-34	Beige
H-AK	Chalk
H-8J	Charcoal
H-3J	Graphite
H-62	Gray Tone
H-WL	Linen
H-3P	Platinum
H-AA	Putty
H-3E	Smoke

#### Patterned

H-P1	Linen Casual
H-P2	Linen Classic
H-P3	Linen Crisp
H-P4	Linen Flax

#### Wood

H-AM	Amber Cherry
H-AE	Maple
H-AD	Medium Cherry

### Grade B

#### Premium Wood Grain

H-KA	Brazilwood
H-KG	Columbian Walnut
H-KP	Field Elm
H-KN	Grey Elm
H-KM	Landmark Wood
H-KL	Neo Walnut
H-KC	New Age Oak
H-KR	Phantom Ecru
H-KS	Phantom Pearl
H-KD	River Cherry
H-KE	Sanara
H-KF	Williamsburg Cherry

### Grade E

#### Premium

H-C1	Hay
H-C2	Drift
H-C3	Pecan
H-C4	Molasses
H-C5	Mineral
H-C6	Hatch
H-C7	Tanned

## Edgeband

### Solid Color

HP-34	Beige
HP-AK	Chalk
HP-8J	Charcoal
HP-3J	Graphite
HP-62	Gray Tone
HP-WL	Linen
HP-3P	Platinum
HP-AA	Putty
HP-3E	Smoke

#### Patterned Edgeband

HP-P1	Linen Casual
HP-P2	Linen Classic
HP-P3	Linen Crisp
HP-P4	Linen Flax

#### Wood Grain

HP-KA	Brazilwood
HP-AM	Cherry
HP-KG	Columbian Walnut
HP-KP	Field Elm
HP-KN	Grey Elm
HP-KM	Landmark Wood
HP-AE	Maple
HP-AD	Medium Cherry
HP-KL	Neo Walnut
HP-KC	New Age Oak
HP-KR	Phantom Ecru
HP-KS	Phantom Pearl
HP-KD	River Cherry
HP-KE	Sanara
HP-KF	Williamsburg Cherry

#### Ply-Edge

HP-PW	Ply-Edge
-------	----------

### Premium

HP-C1	Hay
HP-C2	Drift
HP-C3	Pecan
HP-C4	Molasses
HP-C5	Mineral
HP-C6	Hatch
HP-C7	Tanned

## Trim

### Grade A

#### Smooth

TR-R	Beige
TR-AK	Chalk
TR-K	Charcoal
TR-C1	Cocoa
TR-J	Graphite
TR-G	Gray Tone
TR-AA	Putty
TR-E	Smoke
TR-PLS	Smooth Plaster
TR-FM	Snow

#### Textured

TR-TY	Cement
TR-TG	Grout
TR-TF	Pitch
TR-TW	Plaster

### Grade B

#### Smooth

TR-1C	Accent Blue
TR-1D	Accent Green
TR-1E	Accent Orange
TR-1F	Accent Red
TR-1G	Blue Jay
TR-1L	Brindle
TR-1R	Brownstone
TR-CTS	Chartreuse
TR-1N	Night
TR-1Q	Park
TR-RR	Rusty Red
TR-1M	Sable
TR-1P	Seville
TR-1J	Sky Blue
TR-1H	Terra
TR-1K	Wren

#### Smooth Metallic

TR-DM	Dark Bronze Metallic
TR-MC	Metallic Champagne
TR-LE	Metallic Silver

#### Textured Metallic

TR-AL	Alloy
TR-AR	Argent
TR-HE	Hellenic

**ALERT:** These materials are current, however they are being considered for future obsolescence due to low volume.

#### Wood:

VR-W12	Naturally
WF-RC	Sorrel Double Cut

#### Laminate:

H-EK	Owl Nest
H-EC	Quail Nest
H-EA	Robin Nest
H-DE	Wheat Grain

## Forest Stewardship Council (FSC)

### Statement:

In our continuing support of sustainable forestry and responsible purchasing, Haworth North America is offering FSC certified wood products at no up-charge. By providing FSC certified material, Haworth is supporting our client's green building goals and demonstrating our collective commitment to source materials more sustainably.

Haworth will provide to you the necessary FSC-certified paperwork with your shipment. For more information, FAQs, and a complete FSC product list (including product exceptions), go to the Library and search FSC.



# Vertical Fabrics/Color Legend

## Vertical Fabrics listed apply to X Series upholstered products.

- To obtain fabric samples contact your authorized Haworth dealer.

ⓓ = Directional fabric

Ⓝ = Non-directional fabric

- Fabric and finish availability as well as technical information are subject to change; refer to Surfaces.Haworth.com for current information.

- **Tackboards and Screens.**

<sup>(1)</sup> **Puzzler not available on desk mounted screens.**

### Fabric Grade: A ⓓ CHEVRON

**40% Polyester/  
37% Post Industrial  
Recycled Polyester/  
23% Pre Consumer  
Recycled Polyester**  
6X-BR Bargello  
6X-BD Birds  
6X-BS Brown Snail  
6X-FS Featherstitch  
6X-FN Fence  
6X-GR Grillwork  
6X-HR Herringbone  
6X-MN Meander  
6X-PS Pinking Shears  
6X-RR Rickrack  
6X-WV Wavy  
6X-WR Wirble  
6X-ZZ Zigzag

### Fabric Grade: A ⓓ ETCH

**100% Post Consumer  
Recycled Polyester**  
35-CM Cameo  
35-CA Cartoon  
35-CT Circuit  
35-CR Crayon  
35-DD Doodle  
35-DT Draft  
35-DR Draw  
35-MA Marquette  
35-UT Outline  
35-PA Pastel  
35-PE Pencil  
35-SP Scratch Pad  
35-SK Sketch  
35-TH Thatch  
35-TT Tic Tac

### Fabric Grade: A ⓓ HIGHLANDS

**100% Recycled Polyester  
(100% REPREVE®)**  
L6-AG Glen  
L6-AH Heather  
L6-AL Loch  
L6-AM Moor  
L6-AP Peat  
L6-AT Thatch

### Fabric Grade: A ⓓ IOWA

**100% REPRIEVE Polyester**  
FZ-10 Badger  
FZ-6 Bixby  
FZ-3 Bobwhite  
FZ-2 Cedar Rock  
FZ-11 Clear Lake  
FZ-13 Emerson  
FZ-7 Gar  
FZ-9 Honeycreek  
FZ-1 Manawa  
FZ-5 Rice Lake  
FZ-4 Trappers Bay  
FZ-12 Walnut Woods  
FZ-8 Wapello

### Fabric Grade: A ⓓ POINT

**100% Polyester**  
EE-AG Compass  
EE-AC Decimal  
EE-AF Focal  
EE-AD Nib  
EE-AA Peak  
EE-AE Vertex

### Fabric Grade: A ⓓ STRIAE

**42% Post Industrial  
Recycled Polyester/  
42% Post Consumer  
Recycled Polyester/  
16% Polyester  
(84% REPREVE®)**  
C1-AM Band  
C1-AJ Beam  
C1-AH Element  
C1-AF Fillet  
C1-AC Moonlight  
C1-AE Ray  
C1-AK Ribbon  
C1-AD Straws  
C1-AA Stream  
C1-AL Trace

### Fabric Grade A ⓓ TAILORED

**100% Post Consumer  
Recycled Polyester**  
PY-AL Alter  
PY-BU Buttons  
PY-DR Draper  
PY-FC French Chalk  
PY-HE Hem  
PY-MA Mannequin  
PY-SE Seam  
PY-SH Shears  
PY-SU Suit  
PY-TH Thread  
PY-TR Tradition

### Fabric Grade: A Ⓝ TELLURE

**100% Polyester**  
3A-31 Aegean  
3A-18 Black  
3A-45 Buff  
3A-53 Cayenne  
3A-40 Chocolate  
3A-49 Dove  
3A-28 Dynamo  
3A-54 Goose  
3A-23 Jodhpurs  
3A-33 Miami  
3A-19 Navy  
3A-06 Nickel  
3A-34 Ocean  
3A-46 Parrot  
3A-50 Peel  
3A-47 Pumpkin  
3A-44 Roan  
3A-51 Rust  
3A-37 Spring  
3A-48 Sprout  
3A-52 Sunset  
3A-43 Tomato

### Fabric Grade: B ⓓ CAMP

**100% Post Consumer  
Recycled Polyester**  
33-CF Campfire  
33-CA Canoe  
33-CT Cot  
33-DK Docks  
33-FF Firefly  
33-FR Forest  
33-GR Granola  
33-GL Grill  
33-JA Jamboree  
33-PD Pond  
33-RA Rain  
33-SC Scout  
33-SM Smore  
33-TE Tent

### Fabric Grade: B ⓓ CLASSIC

**82% Recycled Polyester/  
18% Polyester  
(82% REPREVE®)**  
L5-AJ Art  
L5-AG Car  
L5-AF Comedy  
L5-AR Dance  
L5-AH Design  
L5-AD Drama  
L5-AT Movie  
L5-AA Musical  
L5-AC Radio  
L5-AS Song

### Fabric Grade: B ⓓ FIELDS

**50% Post Consumer  
Recycled Polyester/  
50% Virgin Polyester**  
34-AL Alfalfa  
34-BB Blueberry  
34-CN Corn  
34-CT Cotton  
34-OA Oats  
34-PL Plow  
34-PR Prairie  
34-PK Pumpkin  
34-SC Scarecrow  
34-SY Soy  
34-ST Strawberry  
34-TL Till  
34-WH Wheat

### Fabric Grade: B ⓓ HUE

**62% Antimony Free Polyester/  
38% Virgin Polyester**  
6-BK Bark  
6-ED Eddy  
6-FR Froth  
6-GK Ginko  
6-LT Latte  
6-LF Leaf  
6-LM Lemon  
6-MG Marigold  
6-MR Marine  
6-PP Poppy  
6-RD Red  
6-SS Seaside  
6-SP Spring  
6-ST Steam  
6-TQ Turquoise  
6-WP Wisp

### Fabric Grade: B ⓓ KIO

**100% Recycled Polyester**  
ZR-6 Bennett  
ZR-8 Cascade  
ZR-7 Crew  
ZR-5 FUD  
ZR-3 Jeanlin  
ZR-1 Jib  
ZR-11 Reeds Lake  
ZR-13 Regatta  
ZR-10 Sailor  
ZR-2 Sentra  
ZR-12 Smurf  
ZR-9 TSJ  
ZR-4 Yippi Kio



# Vertical Fabrics/Color Legend

**Fabric Grade: B (d)**  
**PECA**
**51% Virgin Polyester/  
49% Antimony Free  
Polyester**

32-BE	Bead
32-CH	Chip
32-DT	Dots
32-EL	Elfin
32-JT	Jot
32-MN	Minnow
32-MS	Mouse
32-PW	Pee Wee
32-SE	Seed
32-SM	Smidge
32-TA	Tad
32-TT	Title
32-TR	Trifle
32-TY	Tyne

**Fabric Grade: B (d)**  
**REVERB**
**100% Post Consumer  
Recycled Polyester**

3V-BM	Boomy
3V-BN	Bounce
3V-CR	Crackle
3V-EC	Echo
3V-GN	Gong
3V-HA	Harmonics
3V-MG	Moog
3V-MR	Murmur
3V-PN	Ping
3V-RF	Rifts
3V-RN	Ring
3V-SN	Snare
3V-SC	Sonic
3V-SY	Synth
3V-TM	Timbers
3V-WF	Waft

**Fabric Grade B (d)**  
**RITZ**
**49% Post Industrial  
Recycled Polyester/  
51% Post Consumer  
Recycled Polyester  
(51% REPREVE®)**

PV-BR	Bravo
PV-BT	Black Tie
PV-CA	Candle Light
PV-CH	Champagne
PV-CL	Classy
PV-CT	Class Act
PV-FR	Formal
PV-VA	Ovation
PV-WT	White Tie

**Fabric Grade: B (d)**  
**SHIMMER**
**100% Recycled Polyester**

WS-5	Cellophane
WS-8	Copper
WS-13	Dew
WS-14	Diamond
WS-9	Flaxen
WS-4	Gems
WS-11	Glass
WS-1	Glitter
WS-10	Mirage
WS-16	Mirror
WS-2	Moonlight
WS-6	Puddle
WS-15	Reflection
WS-12	Stars
WS-3	Water
WS-7	Wet Grass

**Fabric Grade C (d)**  
**BIRDS NEST**
**38% Post Industrial  
Recycled Polyester/  
20% Post Consumer  
Recycled Polyester/  
42% Recycled Polyester  
(20% REPREVE®)**

PH-CA	Canary
PH-EA	Eagle
PH-EG	Egret
PH-FA	Falcon
PH-HE	Heron
PH-HU	Hummingbird
PH-MD	Morning Dove
PH-NU	Nuthatch
PH-WL	Owl
PH-RA	Raven
PH-SA	Sandpiper
PH-ST	Stork
PH-SW	Swan

**Fabric Grade C (d)**  
**GEODE**
**34% Post Industrial  
Recycled Polyester/  
26% Post Consumer  
Recycled Polyester/  
40% Recycled Polyester  
(26% REPREVE®)**

PR-BS	Bismuth
PR-CA	Calcite
PR-CT	Citrine
PR-CR	Crystal
PR-FL	Fluorite
PR-GA	Galena
PR-HL	Hollow
PR-MA	Malachite
PR-QU	Quartz
PR-WN	Wonder

**Fabric Grade: C (d)**  
**SISAL**
**57% REPREVE Polyester,  
43% Virgin Polyester**

SW-AL	Alder
SW-AS	Ash
SW-BC	Buckhorn
SW-CT	Cutch
SW-BB	Gibbsite
SW-ND	Indigo
SW-KN	Knotweed
SW-LC	Lichen
SW-PL	Plant
SW-LL	Quill
SW-RB	Rubia
SW-WL	Walnut

**Fabric Grade: C (d)**  
**THORMAN**
**48% Post Industrial  
Recycled Polyester/  
26% Post Consumer  
Recycled 26% Polyester**

4S-DR	Dryden
4S-EC	Eclipse
4S-FR	Farm
4S-FL	Flamingo
4S-HS	Hope St
4S-KV	Kevin
4S-MR	Martini
4S-SM	Sam
4S-TH	Theatre

**Fabric Grade: D (d)**  
**TANGRAM**
**57% Polyester/  
28% Post Industrial  
Recycled Polyester/  
15% Post Consumer  
Recycled Polyester**

LV-CL	Clue
LV-EN	Enigma
LV-GU	Guess
LV-MA	Maze
LV-MU	Muse
LV-MT	Mystery
LV-MY	Mystify
LV-UT	Outline
LV-PE	Perplex
LV-PC	Pieces
LV-PU	Puzzle
LV-RD	Riddle
LV-SC	Scrabble
LV-SL	Solve
LV-TE	Teaser
LV-TR	Trick

**ALERT:** These materials are current, however they are being considered for future obsolescence due to low volume.

**Fabric Grade: A (d)**  
**TATAMI**
**100% Polyester**

W5-1	Agave
W5-2	Coir
W5-3	Geta
W5-4	Hemp
W5-5	Jute
W5-6	Kayar
W5-7	Kobe
W5-8	Saffron
W5-9	Sapporo
W5-10	Sisal
W5-12	Tabi
W5-11	Tesori

**Fabric Grade A (d)**  
**TUSCAN**
**65% Post Industrial  
Recycled Polyester/  
35% Post Consumer  
Recycled Polyester  
(35% REPREVE®)**

TK-AR	Arno
TK-CA	Carrara
TK-DA	David
TK-ET	Etruscan
TK-FL	Florence
TK-LM	Limoncello
TK-MA	Masonry
TK-ME	Medici
TK-TR	Olive Tree
TK-PS	Pisa
TK-RM	Romanesque
TK-RU	Rustic
TK-SE	Siena

**Fabric Grade: B (n)**  
**PUZZLER**
**100% REPREVE Polyester**

7L-C	Clue
7L-CR	Cryptic
7L-E	Enigma
7L-I	Intrigue
7L-M	Maze
7L-R	Riddle

**Fabric Grade: B (d)**  
**SAVOY**
**51% Virgin Polyester/  
49% Recycled Polyester**

FJ-CC	Apache
FJ-AD	Balsam
FJ-AP	Bisque
FJ-AE	Blue Ridge
FJ-AA	Blue Willow
FJ-CA	Breaker
FJ-AR	Chamois
FJ-AK	Elephant
FJ-AL	Glacier
FJ-AX	Mango
FJ-AY	Maya
FJ-AW	Poplar
FJ-CD	Raisin
FJ-AT	Shallot
FJ-AM	Stainless
FJ-AF	Tempest

**Fabric Grade: B (d)**  
**TRAFFIC**
**100% REPREVE Polyester**

WZ-9	Autobon
WZ-6	Country Drive
WZ-7	Freeway
WZ-5	Gridlock
WZ-1	Jam
WZ-3	Merge
WZ-8	Route 66
WZ-4	Ticket
WZ-2	Yield

**Fabric Grade: C (d)**  
**LANDSCAPE**
**100% Recycled Polyester**

C2-AD	Estate
C2-AH	Harvest
C2-AJ	Panorama
C2-AF	Parkland
C2-AC	Photograph
C2-AE	Seascape
C2-AA	Vista

**Haworth Alliance**

For information on Haworth Alliance Program, please refer to:  
surfaces.haworth.com

**Customer's Own Material (COM)**

For Customer's Own Material (COM) information including requesting a new COM, please refer to:  
surfaces.haworth.com

# Seating Fabrics/Color Legend

• The following fabrics are available on Seating and cushions.

ⓓ = Directional fabric Ⓝ = Non-directional fabric

• To obtain fabric samples contact your authorized Haworth dealer.

• Fabric and finish availability as well as technical information are subject to change; refer to Surfaces.Haworth.com for current information.

## Fabric Grade: A ⓓ BLANKET 50% Post Consumer Recycled Polyester, 50% Virgin Polyester

4H-BE Beach  
4H-BD Bindle  
4H-CL Cloak  
4H-FE Feather  
4H-FW Firewheel  
4H-FT Fort  
4H-GR Grass  
4H-HD Hood  
4H-MA Mackinaw  
4H-MT Manta  
4H-PN Picnic  
4H-PC Poncho  
4H-SW Swag  
4H-SP Sweep  
4H-TK Tuck  
4H-YA Yawn

## Fabric Grade: A ⓓ HORIZON 100% Polyester

1N-001 Beeline  
1N-004 Birdseye  
1N-003 Border  
1N-002 Compass  
1N-005 Panorama  
1N-008 Skyline  
1N-006 Sweep  
1N-007 Vista

## Fabric Grade: A ⓓ MORSE 100% Polyester

4J-BP Blip  
4J-CA Cable  
4J-CD Code  
4J-DA Dash  
4J-DT Dot  
4J-MA Marconi  
4J-RA Radio  
4J-SS S.O.S.  
4J-SC Scribe  
4J-TA Tap  
4J-TE Telegraph  
4J-TR Transmit  
4J-WL Wireless

## Fabric Grade: A ⓓ PIXEL 51% Polyester, 32% Post Industrial Recycled Polyester, 17% Post Consumer Recycled Polyester

2A-BY Byte  
2A-DC Dice  
2A-DT Dot  
2A-EA Easel  
2A-FT Flaut  
2A-FC Focus  
2A-FL Folio  
2A-HM Home  
2A-IK Ikon  
2A-IM Imagine  
2A-ND Node  
2A-PM Pomp  
2A-RA Raster  
2A-SP Spectral  
2A-TA Tab  
2A-VE Vertex

## Fabric Grade: A Ⓝ TELLURE 100% Polyester

3A-31 Aegean  
3A-18 Black  
3A-45 Buff  
3A-53 Cayenne  
3A-40 Chocolate  
3A-49 Dove  
3A-28 Dynamo  
3A-54 Goose  
3A-23 Jodhpurs  
3A-33 Miami  
3A-19 Navy  
3A-06 Nickel  
3A-34 Ocean  
3A-46 Parrot  
3A-50 Peel  
3A-47 Pumpkin  
3A-44 Roan  
3A-51 Rust  
3A-37 Spring  
3A-48 Sprout  
3A-52 Sunset  
3A-43 Tomato

## Fabric Grade: A ⓓ TWIST 80% Post Consumer Recycled Polyester, 20% from Rayon Bamboo

MM-AS And Shout  
MM-C Coil  
MM-CS Corkscrew  
MM-CU Curl  
MM-D DNA  
MM-I Ivy  
MM-P Plot  
MM-SW Sidewinder  
MM-S Snail  
MM-SP Spire  
MM-WH Whirlpool  
MM-W Winding

## Fabric Grade: A WELLINGTON FAUX LEATHER 100% Polyurethane

XJ-AG Apple Green  
XJ-BA Balsa  
XJ-BT Baltic  
XJ-BL Black  
XJ-BR Bordeaux  
XJ-BU Buff  
XJ-CH Chili  
XJ-EL Elephant  
XJ-GR Grape  
XJ-GP Graphite  
XJ-IR Iron  
XJ-JA Java  
XJ-LP Lipstick  
XJ-LC Lucid  
XJ-LG Luggage  
XJ-NM Nimbus  
XJ-PA Pacific  
XJ-QR Quarry  
XJ-SF Safari  
XJ-SA Sage  
XJ-SN Sandy  
XJ-SM Shale  
XJ-SW Snow  
XJ-SL Steel  
XJ-ST Storm  
XJ-SR Straw  
XJ-TA Tangelo  
XJ-TH Thunder  
XJ-TS Tusk  
XJ-WI Wine

## Fabric Grade: B ⓓ DIAGONALE 16% Nylon, 84% Polyester

4N-AC Across  
4N-BA Bias  
4N-CH Chevron  
4N-CR Crosscut  
4N-DA Diamond  
4N-FE Featherstitch  
4N-HT Half Timber  
4N-KC Kitty Corner  
4N-MA Matrix  
4N-OB Oblique  
4N-SE Serge  
4N-ST Slant  
4N-SH Slash  
4N-SL Slope  
4N-WC Whipcord  
4N-ZZ Zig Zag

## Fabric Grade: B ⓓ ELEMENT 76% Post Consumer Recycled Polyester 24% Rayon

4Z-ER Earth  
4Z-ES Essence  
4Z-FR Fire  
4Z-FS Fossil  
4Z-HR Herbal  
4Z-LG Logic  
4Z-LY Lyrical  
4Z-PL Pillar  
4Z-PT Poetic  
4Z-RR Rare  
4Z-RT Root  
4Z-SC Scenic  
4Z-TH Thread  
4Z-TM Timeless  
4Z-TR Truth  
4Z-WN Wind

## Fabric Grade: B ⓓ FLOYD BY KVADRAT 50% Polyester, 45% New Wool, 5% Nylon

S6-A 123  
S6-C 143  
S6-D 263  
S6-E 623  
S6-F 663  
S6-H 723  
S6-J 783  
S6-K 943  
S6-L 1450  
S6-M 1620  
S6-N 1660  
S6-P 1720  
S6-R 1760  
S6-T 1370  
S6-V 1970  
S6-W 1140

## Fabric Grade: B ⓓ GAUGE 100% Recycled Polyester

1X-05 Depth  
1X-04 Gas  
1X-11 Narrow  
1X-08 Pressure  
1X-02 Rain  
1X-12 Sea  
1X-13 Standard  
1X-10 Test  
1X-03 Time  
1X-09 Water  
1X-06 Weather  
1X-01 Wind  
1X-07 Wire

## Fabric Grade: B ⓓ JEWEL 77% Post Industrial Recycled Polyester, 23% Post Consumer Recycled Polyester

MN-AM Amber  
MN-A Aquamarine  
MN-C Citrine  
MN-E Emerald  
MN-G Garnet  
MN-J Jade  
MN-M Malachite  
MN-R Ruby  
MN-S Sapphire  
MN-TE Tiger's Eye

## Fabric Grade: B ⓓ KALEIDOSCOPE 100% Polyester

S4-AG Agate  
S4-AM Amethyst  
S4-BR Beryl  
S4-CR Carnelian  
S4-CT Citrine  
S4-FL Flourite  
S4-GR Garnet  
S4-JD Jade  
S4-JS Jasper  
S4-LP Lapis  
S4-ML Malachite  
S4-MR Marble  
S4-MC Mica  
S4-MN Moonstone  
S4-LV Olivine  
S4-NY Onyx  
S4-PL Opal  
S4-PR Peridot  
S4-RB Ruby  
S4-SL Silver  
S4-SP Spinel  
S4-TR Travertine  
S4-UL Ultramarine  
S4-ZR Zircon

## Fabric Grade: B ⓓ LEEF 49% Post Industrial Recycled Polyester 51% Post Consumer Recycled Polyester

ML-A Aspen  
ML-B Beet  
ML-C Coca  
ML-CN Coconut  
ML-F Fennel  
ML-HE Henna  
ML-H Hosta  
ML-HY Hydrangea  
ML-M Moonflower  
ML-PE Petunia  
ML-P Pumpkin  
ML-S Sunflower  
ML-V Violet

## Fabric Grade: B ⓓ RAMIE 62% Polyester, 25% Post Industrial Recycled Polyester, 13% Post Consumer Recycled Polyester

4V-BS Basket  
4V-BT Bast  
4V-FX Foxtail  
4V-GN Gunnie  
4V-HY Hay  
4V-MC Macrame  
4V-ML Millet  
4V-MB Mulberry  
4V-RN Rain  
4V-RD Reed  
4V-RT Root  
4V-SC Sack Cloth  
4V-SS Sisal  
4V-TH Thatch  
4V-WT Water  
4V-WD Weed

## Fabric Grade: B ⓓ TECH 80% Post Consumer Recycled Polyester, 20% Rayon Bamboo

MV-AI A.I.  
MV-AN Anatomy  
MV-A Aviation  
MV-B Bionics  
MV-C Cosmos  
MV-D Disc  
MV-E Electric  
MV-F Forestry  
MV-L Logic  
MV-P Optics  
MV-RA Radio  
MV-R Rocket  
MV-SF Sci-Fi  
MV-S Skill  
MV-T Theory  
MV-Z Zoology

## Fabric Grade: C ⓓ DOTS 72.7% Post Consumer Recycled Polyester 27.3% Post Industrial Recycled Nylon

6K-CL Clay  
6K-VY Ivy  
6K-LM Lemon  
6K-MN Mandarin  
6K-MS Mist  
6K-NG Night  
6K-SH Shadow  
6K-WT Water

## Seating Fabrics/Color Legend

**Fabric Grade: D** <sup>(d)</sup>  
**ATLAS BY KVADRAT**  
**90% New Wool,**  
**10% Nylon**

LW-A	131
LW-B	151
LW-C	181
LW-D	361
LW-E	461
LW-F	471
LW-G	501
LW-H	531
LW-J	561
LW-K	571
LW-L	621
LW-M	631
LW-N	651
LW-P	671
LW-Q	771
LW-R	861
LW-S	881
LW-T	931
LW-V	951

**Fabric Grade: D**  
**CLARA 2 BY KVADRAT**  
**92% New Wool, 8% Nylon**

NV-A	144
NV-B	148
NV-C	184
NV-D	188
NV-E	244
NV-F	248
NV-G	273
NV-H	277
NV-J	384
NV-K	388
NV-L	423
NV-M	427
NV-N	544
NV-P	548
NV-Q	643
NV-R	647
NV-S	793
NV-T	797
NV-V	884
NV-W	888
NV-X	983
NV-Y	987

**Fabric Grade D** <sup>(n)</sup>  
**COTSWOLD**  
**100% Wool**

JB-AB	Abertay
JB-AN	Anquilla
JB-DM	Dartmouth
JB-ED	Editor Blue
JB-EH	Edgehill
JB-GS	Goldfish
JB-HA	Heart
JB-NE	Nettle Bellflower
JB-PL	Pickeral Weed
JB-ST	Scottsdale
JB-SU	Silverbush
JB-SD	Silver Dollar
JB-SC	Soft Charcoal
JB-TR	Tree
JB-WE	Wheaton
JB-WO	Woodcroft

**Fabric Grade: D** <sup>(d)</sup>  
**MAIN LINE FLAX**  
**70% Virgin Wool**  
**30% Flax**

6M-AL	Aldgate
6M-AR	Archway
6M-BN	Bank
6M-BY	Bayswater
6M-BT	Bethnal
6M-BR	Brompton
6M-CM	Camden
6M-GL	Goldhawk
6M-LM	Lambeth
6M-LY	Leyton
6M-MN	Monument
6M-ST	Stanmore
6M-TM	Temple
6M-TW	Tower
6M-TF	Tufnell
6M-WS	Westminster

**Fabric Grade: D** <sup>(d)</sup>  
**MELANGE NAP BY KVADRAT**  
**97% New Wool,**  
**3% Nylon**

S7-A	111
S7-C	171
S7-D	191
S7-E	211
S7-F	221
S7-H	241
S7-J	321
S7-K	461
S7-L	521
S7-M	711
S7-N	771
S7-P	791
S7-R	911
S7-T	951
S7-V	1540

**Fabric Grade: D**  
**RECHECK BY KVADRAT**  
**90% New Wool, 10% Nylon**

RP-A	115
RP-B	125
RP-C	145
RP-D	165
RP-E	455
RP-F	565
RP-G	625
RP-H	645
RP-J	725
RP-K	745
RP-L	765
RP-M	775
RP-N	785
RP-P	845
RP-Q	875
RP-R	965
RP-S	985

**Fabric Grade: D** <sup>(d)</sup>  
**TANGRAM**  
**57% Polyester,**  
**28% Post Industrial**  
**Recycled Polyester,**  
**15% Post Consumer**  
**Recycled Polyester**  
**(43% REPPEVE)**

LV-CL	Clue
LV-EN	Enigma
LV-GU	Guess
LV-MA	Maze
LV-MU	Muse
LV-MT	Mystery
LV-MY	Mystify
LV-UT	Outline
LV-PE	Perplex
LV-PC	Pieces
LV-PU	Puzzle
LV-RD	Riddle
LV-SC	Scrabble
LV-SL	Solve
LV-TE	Teaser
LV-TR	Trick

**Fabric Grade: E** <sup>(d)</sup>  
**BRISA FAUX LEATHER**  
**100% Polyurethane face,**  
**65% Polyester,**  
**35% Rayon Backing**

XG-22	Ash
XG-36	Beet Root
XG-12	Black Onyx
XG-30	Blue Sea
XG-5	Cambridge Blue
XG-35	Cinnabar
XG-34	Esmeralda
XG-33	Iceberg
XG-29	Mineral
XG-31	Moon
XG-18	Night Navy
XG-21	Pompeian Red
XG-27	Shitake
XG-11	Truffle
XG-13	White
XG-32	Wishbone

**ALERT:** These materials are current, however they are being considered for future obsolescence due to low volume.

**Fabric Grade: B** <sup>(d)</sup>  
**DOTTIE****89% Post Industrial**  
**Recycled Polyester,**  
**11% Post Consumer**  
**Recycled Polyester**

ME-CA	Calico
ME-C	Chads
ME-DD	Dew Drops
ME-F	Flecks
ME-M	Morse
ME-P	Pip
ME-PD	Polka Dots
ME-R	Roulette
ME-T	Tabby
ME-Y	Yahtzee

**Fabric Grade: C** <sup>(d)</sup>  
**COCKTAIL****100% Eco-Intelligent\***  
**Polyester**  
**MBDC Cradle to Cradle Gold**

1W-12	Black Cow
1W-08	Blue Moon
1W-13	Boilermaker
1W-01	Bubbly
1W-03	Gibson
1W-04	Grasshopper
1W-07	Lounge
1W-16	Margarita
1W-10	Martini
1W-14	Mojito
1W-11	Old Fashion
1W-06	Pink Squirrel
1W-15	Sidecar
1W-09	Stinger
1W-02	Stout
1W-05	Swizzle

**Haworth Alliance**

For information on Haworth Alliance Program,  
please refer to:  
[surfaces.haworth.com](http://surfaces.haworth.com)

**Customer's Own Material (COM)**

For Customer's Own Material (COM) information  
including requesting a new COM, please refer to:  
[surfaces.haworth.com](http://surfaces.haworth.com)

# COM Yardage Requirements

**Procedure**

To confirm approval of or request new approval for COM's, contact the **Haworth Inquiry Center (1.800.426.8562)**, or **<http://hub.Haworth.com>**, or **[www.haworth.com](http://www.haworth.com)** > **surface collection** > **COM Library** to determine if the COM you have selected has already been tested and approved for use on our product.

If the fabric is approved, and the directional orientation (directional rightway, directional railroad, or non-directional) of the tested fabric has been confirmed, then refer to the appropriate column in the chart for yardage requirements.

**Steps to follow to calculate fabric usage:**

- 1) Identify product type and size.
- 2) Determine method in which fabric is to be cut (directional rightway, directional railroad or non-directional).
- 3) Determine fabric roll width.
- 4) Find corresponding fabric usage value from the table.
- 5) Calculate fabric required using the formula below:

**Fabric usage = number of units x number of sides with fabric x fabric usage (from tables) + C (constant).**

**Constant — Compose®, PREMISE®, PLACES® and UniGroup®**

Product	C
Panels	2.5
Desktop Screens	1.5
Tackboards, Tackstrips	1.5
OSUs and Flipper Doors	1.5
LFBs and VSUs	1.5
Trim Covers (Finish Post, End of Run)	1.5
Stackable Pads	1.5
Add-ons and Wainscot Panels	1.5

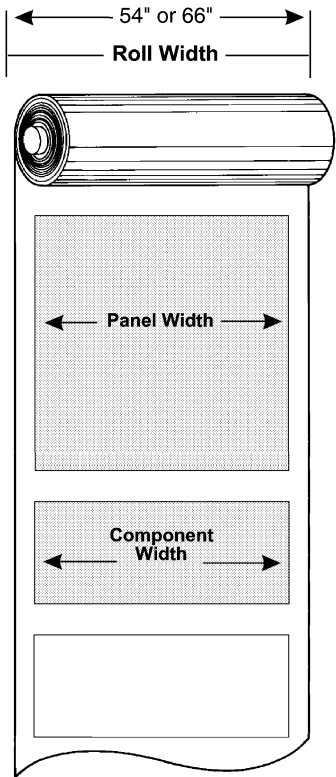
**Constant — RACE®**

Product	C
Desktop Screens	1.5
RACE Privacy Screens*	0.0
RACE Pads	0.0

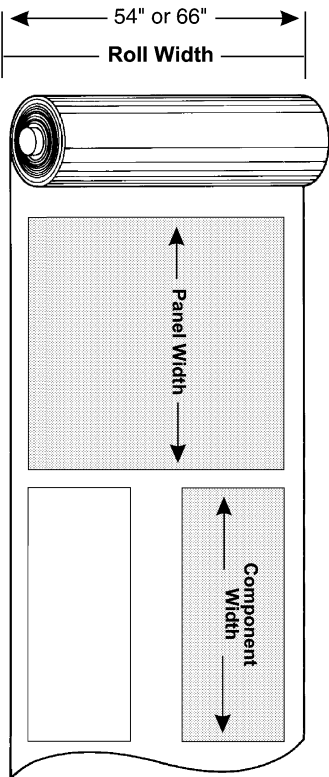
\*Includes fabric for both sides. Sizes 51"-78" include two screens.

- 6) Repeat steps 1-5 for each product type, size and fabric.
  - 7) Add all values together to find total number of linear yards required for the order. Add the appropriate percentage shown below to the total yardage to accommodate fabric flaws, wrinkles and other imperfections.
- |                      |         |
|----------------------|---------|
| Up to 500 yards      | Add 10% |
| 501 to 1000 yards    | Add 5%  |
| More than 1000 yards | Add 3%  |

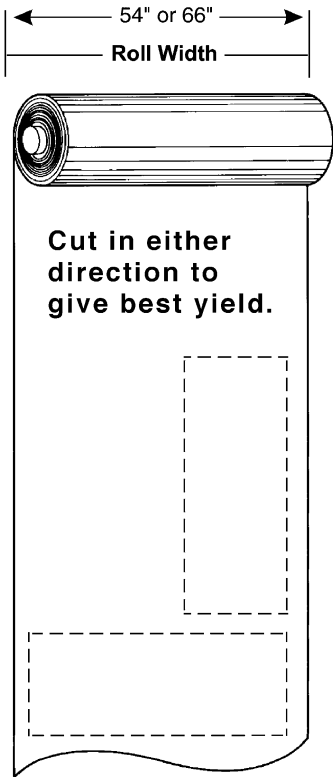
**Directional Rightway:**



**Directional Railroad:**



**Non-Directional:**



## COM Yardage Requirements

### X Series Vertical Storage Unit Tackboards

Nominal (Inches)	54 Inch Roll (Linear Yards)			66 Inch Roll (Linear Yards)		
Width	Directional	Railroad	Non-directional	Directional	Railroad	Non-directional
48"(1219mm)	0.65	0.71	0.65	0.65	0.47	0.47
60"(1524mm)	N/A	0.87	0.87	0.65	0.58	0.58
66"(1676mm)	1.30	1.05	1.05	1.30	0.70	0.70
72"(1828mm)	1.30	1.13	1.13	1.30	0.75	0.75



# North American Terms of Sale

**These Terms of Sale are part of a quotation, bid response, or other sales document issued by Haworth, Inc., Haworth, Ltd. ("Haworth").**

**These Terms of Sale do not cover products manufactured in North America shipping to non-North American countries nor do they cover products manufactured in non-North American countries shipping to North America. For those terms of sale, please contact Haworth's Global Trade and Compliance Department at 616.393.3000 or through Haworth.com.**

## A. Ordering Information

Haworth sells its products on the terms set forth in these standard Terms of Sale:

ORDERS MUST BE SUBMITTED IN WRITING OR ELECTRONICALLY (Lynx) AS REPRESENTED BY A VALID PURCHASE ORDER, WHICH INCLUDES PRODUCT TOTAL.

An order is not binding upon Haworth until Haworth issues an order acknowledgment to the customer (the "Customer"), which will include price information and an anticipated delivery date.

### 1. Order Changes/Cancellations

For Specials, Customer's Own Material (C.O.M.), finish matches, custom colors, custom products, Master lock and key orders, and RUSH orders, no changes or cancellations are allowed 24 hours after order placement. All other products require approval for changes or cancellations. A change/cancellation fee may apply. Contact Order Services for applicable charges.

Ship-to addresses changed within five (5) business days of delivery will incur fees to cover administrative costs due to re-labeling of product and/or reconsignment fees with the carrier.

Order cancellations are complete annulments of orders. Order changes are the deletion of line items or a change in size, color, quantity, ship-to address, or scope of work. There is no penalty for additions; however, any change may cause the order or the line items affected to be rescheduled. Order changes involving additional product and services which increase the value must be accompanied by an amended Purchase Order or other document as agreed.

ALL CHANGES MUST BE IN WRITING, REGARDLESS OF THE (DOLLAR) VALUE. CHANGES ARE NOT BINDING UPON HAWORTH UNTIL HAWORTH ISSUES AN ACKNOWLEDGMENT OF THE CHANGE.

### 2. C.O.M. (Customer's Own Material)

A Customer who requests a fabric, surface or finish material (C.O.M.) not in Haworth's standard finish offering must first confirm approval of or request new approval for the C.O.M.

Haworth will determine feasibility of the material for manufacturability. For a description of the procedure to submit C.O.M. samples, contact Haworth's Order Services department. For testing information, see the C.O.M. section of the catalog, or call Haworth Order Services.

If Haworth agrees to use the C.O.M., (1) Haworth shall have no responsibility for the condition, quality, value, performance, physical properties, or any other aspect of the C.O.M.; and (2) Haworth shall have no liability for any damages, injuries, or losses to the Customer or to any third party that shall be caused by any C.O.M., and the Customer shall hold Haworth harmless for all such liability.

### 3. Valid/Complete Purchase Order

The following information is required in order to process an order with Haworth:

#### a. Customer Information

- i. **Sold To:** Legal name, complete address (if Haworth is to bill the end user, provide end user Purchase Order made out to Haworth, Inc., Haworth, Ltd.) and phone and fax number.
- ii. **Ship To:** Legal name and address.
- iii. **Purchase Order Number:** From the party Haworth will be billing.
- iv. **Authorized Signature:** All Purchase Orders must be signed by a duly authorized representative if a signature line is present. Electronically transmitted Purchase Orders will be accepted without a signature if dealer billed and the dealer has an electronic purchase payment agreement on file.
- v. **Contact Name and Phone Number:** Person Haworth should contact with any questions regarding the order.
- vi. **Shipping Contact:** Name and phone number of person to be contacted regarding shipping and delivery matters.
- vii. **Tagging Instructions:** This information will appear on all documentation received from Haworth including: cartons, acknowledgments, and invoices.
- viii. **Price Agreement or National Sales Agreement Number**
- ix. **Product Total:** Net dollars.
- x. **Installation, Design, Project Management, and/or Service Fees**

#### b. Product Information

- i. **Quantity**
- ii. **Product Numbers**
- iii. **Colors**
- iv. **Specials:** Specify special part number for new special products.
- v. **Customer's Own Material:** Order entry code, manufacturer, pattern, and color.

- vi. **Approval Drawings:** An authorized signature by a duly authorized representative is required for shop drawings when applicable.

- vii. A deposit may be required for custom materials.

#### c. Order Confirmation

All orders will be acknowledged.

## B. Pricing Policies

### 1. Terms of Payment

Terms of payment and credit limits will be established based on financial information. Standard payment terms on open credit are net thirty (30) days from invoice date. Advance payments or other payment security may be required by Haworth. The account balance must be at or below the credit limit and current at all times (no past-due balances). Haworth reserves the right to delay or cancel any delivery to a Customer whose Haworth account balance is over the credit limit and/or past due. For walls and floors a deposit will be required.

### 2. Terms of Credit

Customer hereby authorizes Haworth to obtain such credit reports, financial information or other information as Haworth may request, including, without limitation, credit information from any financial institutions or others having a business relationship with the Customer. Customer hereby authorizes any credit references to answer Haworth's inquiries and provide such credit information and documentation as Haworth may request.

The Customer hereby releases and holds Haworth harmless for any inconvenience whatsoever, caused by any temporary or permanent withdrawal or restriction of credit privileges hereunder, or the enforcement of any of the provisions contained in this paragraph.

### 3. Past-Due Charges

Past-due balances will be increased by a maximum of 1.5% per month, or 18% annually, without forfeit of Haworth's right to immediate payment.

### 4. Applicable Prices

**The price of any product sold to Customer by Haworth will be based upon the North American Price List (Catalog).**

Prices and discounts are subject to change without notice or approval. In the event of an adjustment to pricing, National Sales Agreement (NSA) Customers will be notified in advance according to the terms of the NSA.

Applicable prices and currency exchange rates are those in effect at the time of the RECEIPT of an **ORDER**; Haworth reserves the right to use the published pricing effective at the time of shipment, if the requested delivery date is more than 120 days after the order receipt date.

# North American Terms of Sale

Haworth Flooring products are sold using the North American price list in US dollars. Currency exchange rates at the time of the transaction will be used to convert the USD amount into the alternate currency. Should the currency exchange rate between the USD and alternate currency change between a quote and the receipt of an order, the alternate currency amount will also change to equal the current, equivalent USD amount.

## 5. C.O.M. (Customer's Own Material) Charges

Refer to appropriate Customer's Own Material (C.O.M.) form for applicable surface material charges.

## 6. Taxes

Haworth prices do not include customs duty, sales, use, value added or similar taxes. Any federal, state/provincial or other taxes or assessments based upon the sale or delivery of products or services sold applicable to the customer at present or later imposed by federal, state/provincial or municipal agencies, shall be added and paid by the customer. Customer is responsible for all such taxes.

**NOTE:** For all countries a valid sales tax exemption certificate must be approved by and on file with Haworth prior to product shipment. Otherwise, sales tax will be due and payable to Haworth when such tax is invoiced to Customer.

## 7. Services

If, as a result of Customer request, the Haworth dealer or Haworth subsidiary provides planning/design services, storage, project management, special handling, set-up, installation and/or other services, the Customer will be charged at the local Haworth dealer/subsidiary's prevailing rates.

## 8. Termination by Haworth

Haworth may immediately terminate an order upon written notice in the event bankruptcy or insolvency proceedings are instituted by or against the Customer, or the Customer is adjudicated as bankrupt, becomes insolvent, makes an assignment for the benefit of creditors, or proposes or makes any arrangements for the liquidation of its debts, or a receiver or receiver and manager is appointed with respect to all or any part of the assets of the Customer.

## C. Shipping and Delivery

Haworth will have the right to determine the method of shipment and routing of product.

If, for any reason, a delivery has to be made to an intermediate location (i.e. a location other than the "Ship To" location noted on the order or ultimate end user location), all handling and re-delivery costs incurred would be at the Customer's expense.

### 1. U.S.A. - Contiguous

All deliveries will be CPT (Carriage Paid To) (ICC Incoterms 2010) Haworth's manufacturing facilities or distribution centers. Freight charges will be prepaid by Haworth on all orders to locations within the continental United States. Customer bears all risk of loss or damage to the goods when they are placed on Haworth's means of transport.

### 2. U.S.A. - Non-contiguous (Alaska, Hawaii and Puerto Rico)

All deliveries will be CIF (Cost, Insurance and Freight) (ICC Incoterms 2010). Haworth's catalog prices include ocean freight and insurance to the port of the final destination. Haworth has the right to determine the carrier, method of shipment and routing. Haworth will contract with the insurer and provide minimal insurance coverage (CIF @ 110%) made payable to the Customer. Customer is responsible to obtain greater insurance if so desired.

Customer bears all risk of loss or damage to the goods when the goods are effectively at the disposal of the Customer on board the vessel at the named port of destination. Proof of delivery is a clean on board bill of lading. Customer will be responsible for all on-carriage from the receiving port to the final destination.

### 3. Canada

All deliveries will be DDP (Delivered Duty Paid) (ICC Incoterms 2010). Haworth's catalog prices include delivery to Customer's named place, not unloaded from any arriving means of transport. Customer bears all risk of loss or damage to the goods when they are delivered to the Customer's named facility not unloaded. Haworth will assume responsibility to file all freight claims with the carrier for any loss/damage which may occur while product is in transit, and will promptly repair or replace any damaged or lost product. Haworth requires the Customer to report all freight damage and/or loss to both the carrier and to Haworth.

**NOTE:** Under all delivery terms (U.S.A. and Canada), any additional expense resulting from Customer's request for expedited transportation, special services, packaging, handling, routing, and/or shipping method will be billed to Customer.

### 4. Mexico

All deliveries will be DAP (Delivered to Place) (ICC Incoterms 2010). Haworth's catalog prices include freight charges for normal surface transportation to a United States point of exportation within the 48 contiguous states. Haworth has the right to determine the carrier, method of shipment and routing.

Customer bears all risk of loss or damage to the goods when the goods are delivered to the named United States point of exportation. Haworth will provide customs clearance facilitation and arrangement of local delivery through an Authorized Dealer in Mexico, on a separately negotiated basis. Otherwise the Customer will be responsible for all customs clearance formalities and on-carriage from the United States point of exportation to the final destination in Mexico.

### 5. Delivery Dates and Delay

If Haworth cannot deliver products as scheduled due to causes beyond its reasonable control (such as casualty, labor disputes, or accident; inability to obtain necessary labor, material or transportation; or changes requested by the Customer), the delivery date will be extended to compensate for the delay as determined by Haworth.

### 6. Delivery Shortages and Damage

Product shortages and damage must be noted on delivery receipts at the time of delivery and reported to the carrier for correction.

Claims against Haworth for shortages, errors, or damage must be made within ten (10) days of the date of delivery or the Customer waives the right to make such a claim. Signed Bill of Ladings or Delivery Receipt must be sent in with claims. See the Haworth/Haworth Dealers Roles and Responsibilities document for further details.

### 7. Storage

Haworth may transfer product to storage at the Customer's risk and expense if the Customer is unable or unwilling to take delivery of product as originally scheduled. Upon such transfer to storage, the Customer assumes risk of loss. Haworth will invoice the Customer for storage fees and the Customer will make payments in accordance with Haworth's standard payment terms.

# North American Terms of Sale

## D. General Terms

### 1. Governing Law

For products purchased for delivery in the U.S. pursuant hereto, this Agreement shall be governed by and construed according to the laws of the State of Michigan. Where Products are purchased for delivery in Canada pursuant hereto, this Agreement shall be governed by and construed according to the laws of the Province of Alberta. In either case, the parties attorn to the exclusive jurisdiction of the courts of Michigan and Alberta, respectively for the purpose of hearing any disputes arising under this Agreement or with respect to any Products sold pursuant hereto, and agree that the provisions of the United Nations Convention on Contracts for the International Sale of Goods and any other provision or law which would have the effect of applying the laws of any jurisdiction other than Michigan or Alberta, as the case may be, shall be excluded.

### 2. Force Majeure

In the event that the performance of Customer or Haworth or its participating dealer assignee(s) would be prevented, restricted, interfered with or rendered commercially impracticable by reason of Force Majeure, then upon the giving of notice to the other parties, the party affected by the Force Majeure shall be excused from performing hereunder until the Force Majeure no longer prevents, restricts, interferes with, or renders such performance commercially impracticable.

"Force Majeure" shall mean: fire, explosion, breakdown of plant, epidemic, hailstorm, snow/ice storms en route, hurricane, tornado, cyclone, flood or power failure; war, revolution, civil or military disturbances, acts of public enemies, acts of terrorism, blockade or embargo; any law, order, proclamation, regulation, ordinance, demand or requirement of any applicable governmental authority or any subdivision, authority, or representative of any such government; labor difficulties, including without limitation, strikes, slowdowns, picketing or boycotts; or difficulties beyond Haworth's reasonable control in obtaining necessary raw materials, labor, fuels and electric power, components or facilities, and any other circumstances beyond the control of the party affected.

### 3. Delays by Customer

Where Haworth has not received adequate site dimensions, Product specifications, shipping information, installation particulars or other information required by Haworth to permit the efficient manufacture of any Products, or where site conditions are not in accordance with the Installation Requirements set forth, or are not otherwise suitable to permit effective and efficient installation, the manufacture and/or delivery of Products may be delayed, and such event shall constitute a delay by the Customer. When manufacture, delivery or installation is delayed by the Customer or at the Customer's request: (i) Haworth may, at its option, present the invoice for the full price of the Products to the Customer as then due and payable; (ii) the Customer shall pay to

Haworth all reasonable storage, handling and other reasonable incidental expenses incurred by Haworth in connection with such delay; and (iii) the Customer shall bear all risk of loss or damage to the Products being held by Haworth for the Customer.

### 4. Use and Installation of Products

Haworth recommends that its products be installed by certified, qualified and approved installers according to Haworth's written installation procedures. The Customer agrees to use Haworth products properly; not to remove or alter safety devices, warnings, or operation instructions placed on products by Haworth, and to instruct employees as to the proper care and use of the products according to printed instructions.

### 5. Warranty

Haworth's standard North American Warranty will apply as appropriate. All product line warranty specifics are available in each catalog or upon request.

## E. Services

Service requests for design, installation, relocation, storage, etc. are handled by the local Haworth dealer on a separately negotiated basis. Contact the local Haworth dealer, affiliate or area sales office for more details.

### Scope of Work - Design

Customer acknowledges that the Products to be manufactured or procured by Haworth in connection with the order are or may be custom manufactured for the Customer and that Haworth may be required to perform extensive work in relation to the design and specification of such Products. Where Customer requests that Haworth create as-built drawings or make more than two material revisions to any particular Product design or specification, Customer agrees that Haworth shall be entitled to invoice Customer with respect to such additional work on the basis of Haworth's then prevailing rates for related design and specification services.

### Installation Requirements

Where installation services are to be provided by Haworth, its authorized dealer or subcontractor, a document will be provided setting forth the scope of installation work to be performed (the "Scope of Work") and the price to be charged therefore. Unless otherwise specified in the scope of work, Haworth's installation services are limited to products sold by Haworth with the exception of lighting, under floor electrical and data.

## General Conditions

(a) Sufficient time shall be allocated by the Customer following delivery of Products and prior to Customer's occupation of the premises to allow the installation of all Products during conventional working hours, Monday through Friday, 7:30 a.m. to 4:30 p.m. Where sufficient time is not allocated and Haworth is required or requested to perform installation work outside of such times, overtime charges shall be charged at Haworth's then prevailing rates. (b) Haworth shall be given free and exclusive access to; (i) a loading dock within 150' of the freight elevator or hoist, which loading dock shall be of sufficient size to enable full-size tractor-trailer deliveries to the premises (where required by Haworth); (ii) a freight elevator or hoist of sufficient size and capacity to allow the efficient movement of the Products; (iii) an unobstructed and safe pathway to the area where Products are to be stored or staged; (iv) a secure storage / staging area; (v) convenient trash facilities; (vi) adequate lighting; (vii) a work site that complies with applicable health and safety legislation. Where such areas and facilities are not available, Haworth shall be entitled to bill Customer for all amounts incurred by Haworth for double-handling, product movement, lifting, hoisting, trash removal and any other resulting charges. (c) The installation site shall be free and clear of existing furniture, debris, or other obstructions (including construction in progress) and shall otherwise be in the reasonable opinion of Haworth ready for installation of the Products. Any building where Products are to be installed shall be fully closed in, dry and protected from the natural elements, with temperatures between 40°F and 90°F (4°C and 32°C) and relative humidity not to exceed 70% at all times including receipt of products, during and after installation and shall be adequately heated and/or air-conditioned. Where unusual site conditions exist which impede or prevent the normal installation of any Products, applicable extra charges shall apply at prevailing rates. (d) Haworth's installation pricing is based upon the installation occurring as one continuous delivery and installation project. Phased installation pricing shall be provided by Haworth on a case by case basis. (e) Electrical hardwiring, plumbing and mechanical work is not included and shall be the responsibility of the Customer. (f) Except as may be otherwise specifically indicated, installation pricing does not apply to projects where union labor is required. Where Haworth has provided installation pricing on the basis that non-union labor be utilized, and where Haworth is required to use union labor or it otherwise becomes impractical to use non-union labor, or where Haworth is required by law to use prevailing wages, Haworth shall be entitled to charge the Customer for any cost differential between the anticipated cost of non-union labor and the actual cost of utilizing union or prevailing wage labor. (g) Haworth shall not be responsible for obtaining permits.



# North American Terms of Sale

## Project / Site Conditions

Lateral load bracing is not included in the scope of Haworth's work and shall not be performed by Haworth. In areas where flooring Products are to be installed by Haworth overhead construction must be completed prior to the commencement of such work to avoid damage to the panels and finishes. The existing subfloor must be smooth, mopped clean, free of moisture, dust, dirt and debris. Once installed, the access floor must be maintained in the same manner. The subfloor must have a maximum vertical elevation deviation of 0.375" (10mm) over a horizontal span of 10'-0" (3m), and without discontinuities in floor slope. For greater certainty, the scope of Haworth's installation work in such areas shall not be deemed to include any work required to level such subfloor, remove protrusions, remove pre-existing floor coverings or adhesives, or any other work which is required to remedy any conditions which may impede the efficient installation of flooring. Except as may be otherwise specifically indicated in the order, installation pricing for flooring Products and the Scope of Work in relation thereto shall not include any work required to remove and replace floor panels following their initial installation to provide tradespersons or others with access to the underpanel cable management cavity. In areas where movable walls are to be installed, all flooring (including carpeting) and ceiling components (including dropped ceiling grid components) shall be fully complete and ready for the installation of the movable wall products. Further, the existing floor (or other surface on which the movable wall panels are to be installed) shall have a maximum vertical deviation of 1.25" (30mm) and the dropped ceiling grid shall have a maximum vertical deviation of 0.375" (10mm) from the specifications to which such movable wall panels were designed and manufactured (collectively the "Permitted Tolerances"), and shall otherwise comply with any site condition assumptions made known to Haworth prior to the manufacture of such Products (the "Site Assumptions"). Where the Permitted Tolerances or Site Assumptions are not strictly adhered to or met, additional charges may be incurred in connection with site remediation and/or the modification or remanufacture of affected movable wall products, together with all resulting shipping and labor charges at Haworth's then prevailing rates for such Products and services.

## Installation Change Orders

Where Customer requests work to be performed or materials to be provided which are not contemplated in the Scope of Work, or Customer otherwise requests Products or services not contemplated in the order (collectively "Extras"), prior to providing such Extras Haworth reserves the right to require the Customer to provide and sign a written Purchase Order or Change Order acceptable to Haworth describing the Extras and the amounts to be charged therefore, and the Customer agrees to pay such charges.

## Entire Agreement

The order and this Agreement (including applicable Schedules) constitute the sole agreement between the parties and supercede any prior understanding or written or oral agreements between the parties (excluding National Sales Agreements). No waiver of any of the provisions of these Standard Terms and Conditions shall be binding on Haworth unless expressly agreed in writing.

**Revision Date: April 1, 2019**

# Index

Products are listed alphabetically in this index by alpha-numeric prefix/suffix codes.

<b>Product Code</b>	<b>Product Description</b>	<b>Page</b>
J2BB-4824	X Series 24" Wide Personal Storage Towers – 4H Personal Storage Tower with Bookcase Upper Storage	240
J2BB-5624	X Series 24" Wide Personal Storage Towers – 5H Personal Storage Tower with Bookcase Upper Storage	247
J2BB-7324	X Series 24" Wide Personal Storage Towers – 6H Personal Storage Tower with Bookcase Upper Storage	252
J2BC-4815	X Series 15" Wide Personal Storage Towers – 4H Personal Storage Tower with Bookcase Upper Storage	224
J2BC-5615	X Series 15" Wide Personal Storage Towers – 5H Personal Storage Tower with Bookcase Upper Storage	228
J2BF-4815	X Series 15" Wide Personal Storage Towers – 4H Personal Storage Tower with Bookcase Upper Storage	224
J2BF-5615	X Series 15" Wide Personal Storage Towers – 5H Personal Storage Tower with Bookcase Upper Storage	228
J2BG-4824	X Series 24" Wide Personal Storage Towers – 4H Personal Storage Tower with Bookcase Upper Storage	240
J2BG-6324	X Series 24" Wide Personal Storage Towers – 5H Personal Storage Tower with Bookcase Upper Storage	247
J2BG-7324	X Series 24" Wide Personal Storage Towers – 6H Personal Storage Tower with Bookcase Upper Storage	252
J2BW-4824-SS	X Series Filing & Storage with Individually Locking Drawers – 4H Personal Storage Tower with Individually Locking Drawers and Bookcase Upper Storage	319
J2BW-5624-SS	X Series Filing & Storage with Individually Locking Drawers – 5H Personal Storage Tower with Individually Locking Drawers and Bookcase	322
J2HB-4824	X Series 24" Wide Personal Storage Towers – 4H Personal Storage Tower with Hinged Door Upper Storage	237
J2HB-5624	X Series 24" Wide Personal Storage Towers – 5H Personal Storage Tower with Hinged Door Upper Storage	242
J2HB-7324	X Series 24" Wide Personal Storage Towers – 6H Personal Storage Tower with Hinged Door Upper Storage	250
J2HD-4815	X Series 15" Wide Personal Storage Towers – 4H Personal Storage Tower with Hinged Door Upper Storage	221
J2HD-5615	X Series 15" Wide Personal Storage Towers – 5H Personal Storage Tower with Hinged Door Upper Storage	226
J2HG-4824	X Series 24" Wide Personal Storage Towers – 4H Personal Storage Tower with Hinged Door Upper Storage	237
J2HG-7324	X Series 24" Wide Personal Storage Towers – 6H Personal Storage Tower with Hinged Door Upper Storage	250
J2HK-4815	X Series 15" Wide Personal Storage Towers – 4H Personal Storage Tower with Hinged Door Upper Storage	221
J2HK-5115	X Series 15" Wide Personal Storage Towers – 5H Personal Storage Tower with Hinged Door Upper Storage	226
J2HL-4015	X Series 15" Wide Personal Storage Towers – 3H Personal Storage Tower with Hinged Door Upper Storage	218
J2HM-6324	X Series 24" Wide Personal Storage Towers – 5H Personal Storage Tower with Hinged Door Upper Storage	242
J2HM-7324	X Series 24" Wide Personal Storage Towers – 6H Personal Storage Tower with Hinged Door Upper Storage	250
J2HN-7324	X Series 24" Wide Personal Storage Towers – 6H Personal Storage Tower with Hinged Door Upper Storage	250
J2HP-4015	X Series 15" Wide Personal Storage Towers – 3H Personal Storage Tower with Hinged Door Upper Storage	218
J2HP-4815	X Series 15" Wide Personal Storage Towers – 4H Personal Storage Tower with Hinged Door Upper Storage	221
J2HP-5615	X Series 15" Wide Personal Storage Towers – 5H Personal Storage Tower with Hinged Door Upper Storage	226
J2HQ-4024	X Series 24" Wide Personal Storage Towers – 3H Personal Storage Tower with Hinged Door Upper Storage	234
J2HQ-4824	X Series 24" Wide Personal Storage Towers – 4H Personal Storage Tower with Hinged Door Upper Storage	237
J2HQ-5624	X Series 24" Wide Personal Storage Towers – 5H Personal Storage Tower with Hinged Door Upper Storage	242
J2HW-4824-SS	X Series Filing & Storage with Individually Locking Drawers – 4H Personal Storage Tower with Individually Locking Drawers and Hinged Door Upper Storage	318
J2HW-5624-SS	X Series Filing & Storage with Individually Locking Drawers – 5H Personal Storage Tower with Individually Locking Drawers and Hinged Door Upper Storage	320
J2NB-2724	X Series 24" Wide Personal Storage Towers – 2H Personal Storage Tower	230
J2NG-2724	X Series 24" Wide Personal Storage Towers – 2H Personal Storage Tower	230
J2NM-3924	X Series 24" Wide Personal Storage Towers – 3H Personal Storage Tower	232
J2NN-3924	X Series 24" Wide Personal Storage Towers – 3H Personal Storage Tower	232
JA18-3936-AR	X Series Lockers – Cubby Locker	270
JA18-5112-R	X Series Lockers – Single Locker	257
JA18-5118-R	X Series Lockers – Single Locker	257
JA18-5124-R	X Series Lockers – Double Locker	263
JA18-5136-GR	X Series Lockers – Cubby Locker	270
JA18-5136-JR	X Series Lockers – Cubby Combination Locker	272
JA18-5136-LR	X Series Lockers – Cubby Combination Locker	272
JA18-5136-W	X Series Lockers – Double Group Locker	266
JA18-5136-Y	X Series Lockers – Triple Group Locker	268
JA18-6336-CR	X Series Lockers – Cubby Combination Locker	272
JA18-6336-ER	X Series Lockers – Cubby Combination Locker	272

<b>Product Code</b>	<b>Product Description</b>	<b>Page</b>
JA18-6336-GR	X Series Lockers – Cubby Locker .....	270
JA18-6336-NR	X Series Lockers – Cubby Locker .....	270
JA24-5124-R	X Series Lockers – Double Locker .....	263
JABB-L	X Series Vertical Storage Units – Vertical Storage Unit Corner Support Bracket .....	203
JABB-R	X Series Vertical Storage Units – Vertical Storage Unit Corner Support Bracket .....	203
JABR-L	X Series Vertical Storage Units – Vertical Storage Unit Bridge/Return Support Bracket .....	203
JABR-R	X Series Vertical Storage Units – Vertical Storage Unit Bridge/Return Support Bracket .....	203
JACS-1812-S	X Series Locker Accessories – Cubby Locker Shelf .....	275
JADD-18-S	X Series Locker Accessories – Locker Shelf with Personal Drawer .....	274
JADP-18-S	X Series Locker Accessories – Locker Shelf with Suspended File Frame .....	274
JAR-3918-S	X Series Locker Accessories – Locker Slat Rail .....	275
JAS-1812-S	X Series Locker Accessories – Locker Shelf .....	275
JAT-2409	X Series Personal Storage Tower Accessories – Personal Storage Tower Boot Tray .....	255
JAT-2412	X Series Locker Accessories – Locker Boot Tray .....	276
JBCS-0230	X Series Bookcases – 2H Bookcase .....	360
JBCS-0236	X Series Bookcases – 2H Bookcase .....	360
JBCS-0242	X Series Bookcases – 2H Bookcase .....	360
JBCS-0330	X Series Bookcases – 3H Bookcase .....	360
JBCS-0336	X Series Bookcases – 3H Bookcase .....	360
JBCS-0342	X Series Bookcases – 3H Bookcase .....	360
JBCS-0430	X Series Bookcases – 4H Bookcase .....	361
JBCS-0436	X Series Bookcases – 4H Bookcase .....	361
JBCS-0442	X Series Bookcases – 4H Bookcase .....	361
JBCS-0530	X Series Bookcases – 5H Bookcase .....	361
JBCS-0536	X Series Bookcases – 5H Bookcase .....	361
JBCS-0542	X Series Bookcases – 5H Bookcase .....	361
JBDA-6	X Series Pedestal Accessories – Dividers .....	216
JBSA	X Series Bookcases – Bookcase Shelf .....	361
JCPB-SS1	X Series Combination Units – 2H Combination Unit with Hinged Door .....	336
JCPB-SS1A	X Series Combination Units – Attached – 2H Combination Unit with Hinged Door – Attached .....	332
JCPC-1530	X Series 1.5H Filing & Storage – 1.5H Combination File – Proud Front .....	282
JCPE-SS1	X Series Combination Units – 2H Combination Unit with Hinged Door .....	336
JCPE-SS1A	X Series Combination Units – Attached – 2H Combination Unit with Hinged Door – Attached .....	332
JCPG-SS1	X Series Combination Units – 2H Combination Unit with Hinged Door .....	336
JCPG-SS1A	X Series Combination Units – Attached – 2H Combination Unit with Hinged Door – Attached .....	332
JCPJ-SS1	X Series Combination Units – 2H Combination Unit with Hinged Door .....	336
JCPJ-SS1A	X Series Combination Units – Attached – 2H Combination Unit with Hinged Door – Attached .....	332
JCLP-12	X Series Combination Unit Accessories – Filing Kit .....	344
JCLP-12	X Series Combination Units/Valet Accessories – Filing Kit .....	350
JCPR-S1	X Series Combination Units – 2H Combination Unit .....	334
JCPR-S1A	X Series Combination Units – Catalog Logic – 2H Combination Unit – Attached .....	330
JCPT-S1	X Series Combination Units – 2H Combination Unit .....	334
JCPT-S1A	X Series Combination Units – Catalog Logic – 2H Combination Unit – Attached .....	330
JCPV-SS1	X Series Combination Units – 3H Combination Unit .....	339
JCPV-SS1	X Series Combination Units – 4H Combination Unit with One Lateral File Drawer .....	340
JCPX-SS1	X Series Combination Units – 5H Combination Unit with Three Lateral File Drawers .....	343
JCPY-SS1	X Series Combination Units – 4H Combination Unit with Two Lateral File Drawers .....	341
JCPY-SS1	X Series Combination Units – 5H Combination Unit with Two Lateral File Drawers .....	342
JCPZ-1530	X Series 1.5H Filing & Storage – 1.5H Combination File – Proud Front .....	282
JCPZ-S1	X Series Combination Units – 2H Combination Unit with Open Shelf .....	338
JCPZ-S1A	X Series Combination Units – 2H Combination Unit with Open Shelf .....	338
JCRC-1530	X Series 1.5H Filing & Storage – 1.5H Combination File – Inset Front .....	287
JCRZ-1530	X Series 1.5H Filing & Storage – 1.5H Combination File – Inset Front .....	287

# Index

<b>Product Code</b>	<b>Product Description</b>	<b>Page</b>
JCTB-24	X Series Pedestal Accessories – Pedestal Cushion Kit	216
JCVL-18	X Series Vertical Storage Units – Slat Rail/Tackboard — For VSUs with Laminate or Wood End Panels	202
JCVS-18	X Series Vertical Storage Units – Slat Rail/Tackboard — For VSUs with Steel End Panels	202
JDAL-JALLDS	X Series Extended Transitional Corners – Pedestal-Supported Extended Transitional Wrap-Around Corner — Laminate Top with Laminate End Panel	156
JDAL-JALLDS44	X Series Extended Corners – Extended Curved Wrap-Around Pedestal Corner — Laminate Top with Laminate End Panel	136
JDAL-JALSDS	X Series Extended Transitional Corners – Pedestal-Supported Extended Transitional Wrap-Around Corner — Laminate Top with Steel End Panel	154
JDAL-JALSDS44	X Series Extended Corners – Extended Curved Wrap-Around Pedestal Corner — Laminate Top with Steel End Panel	135
JDAL-JALWDS	X Series Extended Transitional Corners – Pedestal-Supported Extended Transitional Wrap-Around Corner — Laminate Top with Wood End Panel	158
JDAL-JALWDS44	X Series Extended Corners – Extended Curved Wrap-Around Pedestal Corner — Laminate Top with Wood End Panel	137
JDAL-JARLDS44	X Series Extended Corners – Extended Curved Wrap-Around Pedestal Corner — Laminate Top with Laminate End Panel	136
JDAL-JARSDS44	X Series Extended Corners – Extended Curved Wrap-Around Pedestal Corner — Laminate Top with Steel End Panel	135
JDAL-JARWDS44	X Series Extended Corners – Extended Curved Wrap-Around Pedestal Corner — Laminate Top with Wood End Panel	137
JDAL-JFLDLS	X Series Extended Transitional Corners – Extended Transitional Wrap-Around Corner — Laminate Top with Laminate Full End Panel	168
JDAL-JFLDLS44	X Series Extended Corners – Extended Curved Wrap-Around Corner — Laminate Top with Laminate Full End Panel	142
JDAL-JFLSDS	X Series Extended Transitional Corners – Extended Transitional Wrap-Around Corner — Laminate Top with Steel Full End Panel	166
JDAL-JFLSDS44	X Series Extended Corners – Extended Curved Wrap-Around Corner — Laminate Top with Steel Full End Panel	141
JDAL-JFLWDS	X Series Extended Transitional Corners – Extended Transitional Wrap-Around Corner — Laminate Top with Wood Full End Panel	170
JDAL-JFLWDS44	X Series Extended Corners – Extended Curved Wrap-Around Corner — Laminate Top with Wood Full End Panel	143
JDAL-JFRLDS44	X Series Extended Corners – Extended Curved Wrap-Around Corner — Laminate Top with Laminate Full End Panel	142
JDAL-JFRSDS44	X Series Extended Corners – Extended Curved Wrap-Around Corner — Laminate Top with Steel Full End Panel	141
JDAL-JFRWDS44	X Series Extended Corners – Extended Curved Wrap-Around Corner — Laminate Top with Wood Full End Panel	143
JDAL-JHHLDS44	X Series Corners – Curved Wrap-Around Corner — Laminate Top with Laminate End Panels	124
JDAL-JHHS44	X Series Corners – Curved Wrap-Around Corner — Laminate Top with Steel End Panels	123
JDAL-JHHWDS44	X Series Corners – Curved Wrap-Around Corner — Laminate Top with Wood End Panels	125
JDAL-JHLLDS	X Series Extended Transitional Corners – Extended Transitional Wrap-Around Corner — Laminate Top with Laminate End Panels	148
JDAL-JHLLDS44	X Series Extended Corners – Extended Curved Wrap-Around Corner — Laminate Top with Laminate End Panels	130
JDAL-JHLS44	X Series Extended Transitional Corners – Extended Transitional Wrap-Around Corner — Laminate Top with Steel End Panels	147
JDAL-JHLS44	X Series Extended Corners – Extended Curved Wrap-Around Corner — Laminate Top with Steel End Panels	129
JDAL-JHLWDS	X Series Extended Transitional Corners – Extended Transitional Wrap-Around Corner — Laminate Top with Wood End Panels	149
JDAL-JHLWDS44	X Series Extended Corners – Extended Curved Wrap-Around Corner — Laminate Top with Wood End Panels	131
JDAL-JHRLDS44	X Series Extended Corners – Extended Curved Wrap-Around Corner — Laminate Top with Laminate End Panels	130
JDAL-JHRS44	X Series Extended Corners – Extended Curved Wrap-Around Corner — Laminate Top with Steel End Panels	129
JDAL-JHRWDS44	X Series Extended Corners – Extended Curved Wrap-Around Corner — Laminate Top with Wood End Panels	131
JDAW-KALLDS	X Series Extended Transitional Corners – Pedestal-Supported Extended Transitional Wrap-Around Corner — Wood Top with Laminate End Panel	162
JDAW-KALLDS44	X Series Extended Corners – Extended Curved Wrap-Around Pedestal Corner — Wood Top with Laminate End Panel	139
JDAW-KALSDS	X Series Extended Transitional Corners – Pedestal-Supported Extended Transitional Wrap-Around Corner — Wood Top with Steel End Panel	160
JDAW-KALSDS44	X Series Extended Corners – Extended Curved Wrap-Around Pedestal Corner — Wood Top with Steel End Panel	138
JDAW-KALWDS	X Series Extended Transitional Corners – Pedestal-Supported Extended Transitional Wrap-Around Corner — Wood Top with Wood End Panel	164
JDAW-KALWDS44	X Series Extended Corners – Extended Curved Wrap-Around Pedestal Corner — Wood Top with Wood End Panel	140
JDAW-KARLDS44	X Series Extended Corners – Extended Curved Wrap-Around Pedestal Corner — Wood Top with Laminate End Panel	139
JDAW-KARSDS44	X Series Extended Corners – Extended Curved Wrap-Around Pedestal Corner — Wood Top with Steel End Panel	138
JDAW-KARWDS44	X Series Extended Corners – Extended Curved Wrap-Around Pedestal Corner — Wood Top with Wood End Panel	140
JDAW-KFLDLS	X Series Extended Transitional Corners – Extended Transitional Wrap-Around Corner — Wood Top with Laminate Full End Panel	174
JDAW-KFLDLS44	X Series Extended Corners – Extended Curved Wrap-Around Corner — Wood Top with Laminate Full End Panel	145
JDAW-KFLSDS	X Series Extended Transitional Corners – Extended Transitional Wrap-Around Corner — Wood Top with Steel Full End Panel	172
JDAW-KFLSDS44	X Series Extended Corners – Extended Curved Wrap-Around Corner — Wood Top with Steel Full End Panel	144
JDAW-KFLWDS	X Series Extended Transitional Corners – Extended Transitional Wrap-Around Corner — Wood Top with Wood Full End Panel	176
JDAW-KFLWDS44	X Series Extended Corners – Extended Curved Wrap-Around Corner — Wood Top with Wood Full End Panel	146

<b>Product Code</b>	<b>Product Description</b>	<b>Page</b>
JDAW-KFRLDS44	X Series Extended Corners – Extended Curved Wrap-Around Corner — Wood Top with Laminate Full End Panel	145
JDAW-KFRSDS44	X Series Extended Corners – Extended Curved Wrap-Around Corner — Wood Top with Steel Full End Panel	144
JDAW-KFRWDS44	X Series Extended Corners – Extended Curved Wrap-Around Corner — Wood Top with Wood Full End Panel	146
JDAW-KHHLDS44	X Series Corners – Curved Wrap-Around Corner — Wood Top with Laminate End Panels	127
JDAW-KHHSDS44	X Series Corners – Curved Wrap-Around Corner — Wood Top with Steel End Panels	126
JDAW-KHHWDS44	X Series Corners – Curved Wrap-Around Corner — Wood Top with Wood End Panels	128
JDAW-KHLLDS	X Series Extended Transitional Corners – Extended Transitional Wrap-Around Corner — Wood Top with Laminate End Panels	151
JDAW-KHLLDS44	X Series Extended Corners – Extended Curved Wrap-Around Corner — Wood Top with Laminate End Panels	133
JDAW-KHLSDS	X Series Extended Transitional Corners – Extended Transitional Wrap-Around Corner — Wood Top with Steel End Panels	150
JDAW-KHLSDS44	X Series Extended Corners – Extended Curved Wrap-Around Corner — Wood Top with Steel End Panels	132
JDAW-KHLWDS	X Series Extended Transitional Corners – Extended Transitional Wrap-Around Corner — Wood Top with Wood End Panels	152
JDAW-KHLWDS44	X Series Extended Corners – Extended Curved Wrap-Around Corner — Wood Top with Wood End Panels	134
JDAW-KHRLDS44	X Series Extended Corners – Extended Curved Wrap-Around Corner — Wood Top with Laminate End Panels	133
JDAW-KHRSDS44	X Series Extended Corners – Extended Curved Wrap-Around Corner — Wood Top with Steel End Panels	132
JDAW-KHRWDS44	X Series Extended Corners – Extended Curved Wrap-Around Corner — Wood Top with Wood End Panels	134
JDBL-JNNNDSS	X Series Bridges – Bridge — Laminate Top	89
JDBW-KNNNDSS	X Series Bridges – Bridge — Wood Top	90
JDDL-JBFLNN	X Series Convergents – D-Top — Laminate Top with Double Support Leg and Laminate End Panel	99
JDDL-JBFSNN	X Series Convergents – D-Top — Laminate Top with Double Support Leg and Steel End Panel	98
JDDL-JBFWNN	X Series Convergents – D-Top — Laminate Top with Double Support Leg and Wood End Panel	100
JDDL-JBL LDS	X Series Convergents – D-Top — Laminate Top with Double Support Leg and Laminate End Panel	99
JDDL-JBLSDS	X Series Convergents – D-Top — Laminate Top with Double Support Leg and Steel End Panel	98
JDDL-JBLWDS	X Series Convergents – D-Top — Laminate Top with Double Support Leg and Wood End Panel	100
JDDL-JBRLDS	X Series Convergents – D-Top — Laminate Top with Double Support Leg and Laminate End Panel	99
JDDL-JBRSDS	X Series Convergents – D-Top — Laminate Top with Double Support Leg and Steel End Panel	98
JDDL-JBRWDS	X Series Convergents – D-Top — Laminate Top with Double Support Leg and Wood End Panel	100
JDDL-JD FL	X Series Convergents – D-Top — Laminate Top with Column and Laminate End Panel	93
JDDL-JDFW	X Series Convergents – D-Top — Laminate Top with Column and Wood End Panel	94
JDDL-JDS	X Series Convergents – D-Top — Laminate Top with Column and Steel End Panel	92
JDDW-KBFLNN	X Series Convergents – D-Top — Wood Top with Double Support Leg and Laminate End Panel	102
JDDW-KBFSNN	X Series Convergents – D-Top — Wood Top with Double Support Leg and Steel End Panel	101
JDDW-KBFWNN	X Series Convergents – D-Top — Wood Top with Double Support Leg and Wood End Panel	103
JDDW-KBL LDS	X Series Convergents – D-Top — Wood Top with Double Support Leg and Laminate End Panel	102
JDDW-KBLSDS	X Series Convergents – D-Top — Wood Top with Double Support Leg and Steel End Panel	101
JDDW-KBLWDS	X Series Convergents – D-Top — Wood Top with Double Support Leg and Wood End Panel	103
JDDW-KBRLDS	X Series Convergents – D-Top — Wood Top with Double Support Leg and Laminate End Panel	102
JDDW-KBRSDS	X Series Convergents – D-Top — Wood Top with Double Support Leg and Steel End Panel	101
JDDW-KBRWDS	X Series Convergents – D-Top — Wood Top with Double Support Leg and Wood End Panel	103
JDDW-KD FL	X Series Convergents – D-Top — Wood Top with Column and Laminate End Panel	96
JDDW-KDFS	X Series Convergents – D-Top — Wood Top with Column and Steel End Panel	95
JDDW-KDFW	X Series Convergents – D-Top — Wood Top with Column and Wood End Panel	97
JDGL-JAANDS	X Series Double Pedestal Desks – Standard Bow Front Double Pedestal Desk — Laminate Top	26
JDGL-JAFLDS	X Series Single Pedestal Desks – Standard Bow Front Single Pedestal Desk — Laminate Top with Laminate End Panel	39
JDGL-JAFSDS	X Series Single Pedestal Desks – Standard Bow Front Single Pedestal Desk — Laminate Top with Steel End Panel	38
JDGL-JAFWDS	X Series Single Pedestal Desks – Standard Bow Front Single Pedestal Desk — Laminate Top with Wood End Panel	40
JDGL-JFFLDS	X Series Desk Shells – Standard Bow Front Desk Shell — Laminate Top with Laminate End Panels	63
JDGL-JFFSDS	X Series Desk Shells – Standard Bow Front Desk Shell — Laminate Top with Steel End Panels	62
JDGL-JFFWDS	X Series Desk Shells – Standard Bow Front Desk Shell — Laminate Top with Wood End Panels	64
JDGW-KAANDS	X Series Double Pedestal Desks – Standard Bow Front Double Pedestal Desk — Wood Top	27
JDGW-KAFLDS	X Series Single Pedestal Desks – Standard Bow Front Single Pedestal Desk — Wood Top with Laminate End Panel	42
JDGW-KAFSDS	X Series Single Pedestal Desks – Standard Bow Front Single Pedestal Desk — Wood Top with Steel End Panel	41
JDGW-KAFWDS	X Series Single Pedestal Desks – Standard Bow Front Single Pedestal Desk — Wood Top with Wood End Panel	43
JDGW-KFFLDS	X Series Desk Shells – Standard Bow Front Desk Shell — Wood Top with Laminate End Panels	66



# Index

<b>Product Code</b>	<b>Product Description</b>	<b>Page</b>
JDGW-KFFSDS	X Series Desk Shells – Standard Bow Front Desk Shell — Wood Top with Steel End Panels	.65
JDGW-KFFWDS	X Series Desk Shells – Standard Bow Front Desk Shell — Wood Top with Wood End Panels	.67
JDHL-JAANDS	X Series Double Pedestal Desks – Executive Bow Front Double Pedestal Desk — Laminate Top	.30
JDHL-JAFLDS	X Series Single Pedestal Desks – Executive Bow Front Single Pedestal Desk — Laminate Top with Laminate End Panel	.51
JDHL-JAFSDS	X Series Single Pedestal Desks – Executive Bow Front Single Pedestal Desk — Laminate Top with Steel End Panel	.50
JDHL-JAFWDS	X Series Single Pedestal Desks – Executive Bow Front Single Pedestal Desk — Laminate Top with Wood End Panel	.52
JDHL-JFFLDS	X Series Desk Shells – Executive Bow Front Desk Shell — Laminate Top with Laminate End Panels	.75
JDHL-JFFSDS	X Series Desk Shells – Executive Bow Front Desk Shell — Laminate Top with Steel End Panels	.74
JDHL-JFFWDS	X Series Desk Shells – Executive Bow Front Desk Shell — Laminate Top with Wood End Panels	.76
JDHW-KAANDS	X Series Double Pedestal Desks – Executive Bow Front Double Pedestal Desk — Wood Top	.31
JDHW-KAFLDS	X Series Single Pedestal Desks – Executive Bow Front Single Pedestal Desk — Wood Top with Laminate End Panel	.54
JDHW-KAFSDS	X Series Single Pedestal Desks – Executive Bow Front Single Pedestal Desk — Wood Top with Steel End Panel	.53
JDHW-KAFWDS	X Series Single Pedestal Desks – Executive Bow Front Single Pedestal Desk — Wood Top with Wood End Panel	.55
JDHW-KFFLDS	X Series Desk Shells – Executive Bow Front Desk Shell — Wood Top with Laminate End Panels	.78
JDHW-KFFSDS	X Series Desk Shells – Executive Bow Front Desk Shell — Wood Top with Steel End Panels	.77
JDHW-KFFWDS	X Series Desk Shells – Executive Bow Front Desk Shell — Wood Top with Wood End Panels	.79
JDKL-JHHLDS44	X Series Corners – Corner — Laminate Top with Laminate End Panels	.118
JDKL-JHHS44	X Series Corners – Corner — Laminate Top with Steel End Panels	.117
JDKL-JHHWDS44	X Series Corners – Corner — Laminate Top with Wood End Panels	.119
JDKW-KHHLDS44	X Series Corners – Corner — Wood Top with Laminate End Panels	.121
JDKW-KHHS44	X Series Corners – Corner — Wood Top with Steel End Panels	.120
JDKW-KHHWDS44	X Series Corners – Corner — Wood Top with Wood End Panels	.122
JDRL-JNANDSS	X Series Returns – Pedestal Return — Laminate Top	.81
JDRL-JNFLDSS	X Series Returns – Return — Laminate Top with Laminate End Panel	.84
JDRL-JNFSDS	X Series Returns – Return — Laminate Top with Steel End Panel	.83
JDRL-JNFWDS	X Series Returns – Return — Laminate Top with Wood End Panel	.85
JDRW-KNANDSS	X Series Returns – Pedestal Return — Wood Top	.82
JDRW-KNFLDSS	X Series Returns – Return — Wood Top with Laminate End Panel	.87
JDRW-KNFSDS	X Series Returns – Return — Wood Top with Steel End Panel	.86
JDRW-KNFWDS	X Series Returns – Return — Wood Top with Wood End Panel	.88
JDSL	X Series Credenza Tops – Credenza Top – Laminate and Wood	.178
JDSL-JAANDS	X Series Double Pedestal Desks – Standard Rectangular Double Pedestal Desk — Laminate Top	.24
JDSL-JAFLDS	X Series Single Pedestal Desks – Standard Rectangular Single Pedestal Desk — Laminate Top with Laminate End Panel	.33
JDSL-JAFSDS	X Series Single Pedestal Desks – Standard Rectangular Single Pedestal Desk — Laminate Top with Steel End Panel	.32
JDSL-JAFWDS	X Series Single Pedestal Desks – Standard Rectangular Single Pedestal Desk — Laminate Top with Wood End Panel	.34
JDSL-JFFLDS	X Series Desk Shells – Standard Rectangular Desk Shell — Laminate Top with Laminate End Panels	.57
JDSL-JFFSDS	X Series Desk Shells – Standard Rectangular Desk Shell — Laminate Top with Steel End Panels	.56
JDSL-JFFWDS	X Series Desk Shells – Standard Rectangular Desk Shell — Laminate Top with Wood End Panels	.58
JDSW	X Series Credenza Tops – Credenza Top – Laminate and Wood	.178
JDSW-KAANDS	X Series Double Pedestal Desks – Standard Rectangular Double Pedestal Desk — Wood Top	.25
JDSW-KAFLDS	X Series Single Pedestal Desks – Standard Rectangular Single Pedestal Desk — Wood Top with Laminate End Panel	.36
JDSW-KAFSDS	X Series Single Pedestal Desks – Standard Rectangular Single Pedestal Desk — Wood Top with Steel End Panel	.35
JDSW-KAFWDS	X Series Single Pedestal Desks – Standard Rectangular Single Pedestal Desk — Wood Top with Wood End Panel	.37
JDSW-KFFLDS	X Series Desk Shells – Standard Rectangular Desk Shell — Wood Top with Laminate End Panels	.60
JDSW-KFFSDS	X Series Desk Shells – Standard Rectangular Desk Shell — Wood Top with Steel End Panels	.59
JDSW-KFFWDS	X Series Desk Shells – Standard Rectangular Desk Shell — Wood Top with Wood End Panels	.61
JDLV-JBLSDS4Y	X Series Convergents – Curved Wrap-Around D-Top — Laminate Top with Double Support Leg and Laminate End Panels	.111
JDLV-JBLSDS4Y	X Series Convergents – Curved Wrap-Around D-Top — Laminate Top with Double Support Leg and Steel End Panels	.110
JDLV-JBLWDS4Y	X Series Convergents – Curved Wrap-Around D-Top — Laminate Top with Double Support Leg and Wood End Panels	.112
JDLV-JBRLDS4N	X Series Convergents – Curved Wrap-Around D-Top — Laminate Top with Double Support Leg and Laminate End Panels	.111
JDLV-JBRLDS4Y	X Series Convergents – Curved Wrap-Around D-Top — Laminate Top with Double Support Leg and Laminate End Panels	.111
JDLV-JBRSDS4N	X Series Convergents – Curved Wrap-Around D-Top — Laminate Top with Double Support Leg and Steel End Panels	.110
JDLV-JBRSDS4Y	X Series Convergents – Curved Wrap-Around D-Top — Laminate Top with Double Support Leg and Steel End Panels	.110

<b>Product Code</b>	<b>Product Description</b>	<b>Page</b>
JDVL-JBRWDS4N	X Series Convergents – Curved Wrap-Around D-Top — Laminate Top with Double Support Leg and Wood End Panels	112
JDVL-JBRWDS4Y	X Series Convergents – Curved Wrap-Around D-Top — Laminate Top with Double Support Leg and Wood End Panels	112
JDVL-JDLLDS4	X Series Convergents – Curved Wrap-Around D-Top — Laminate Top with Column and Laminate End Panels	105
JDVL-JDLSDS4	X Series Convergents – Curved Wrap-Around D-Top — Laminate Top with Column and Steel End Panels	104
JDVL-JDLWDS4	X Series Convergents – Curved Wrap-Around D-Top — Laminate Top with Column and Wood End Panels	106
JDVL-JDRLDS4	X Series Convergents – Curved Wrap-Around D-Top — Laminate Top with Column and Laminate End Panels	105
JDVL-JDRSDS4	X Series Convergents – Curved Wrap-Around D-Top — Laminate Top with Column and Steel End Panels	104
JDVL-JDRWDS4	X Series Convergents – Curved Wrap-Around D-Top — Laminate Top with Column and Wood End Panels	106
JDVW-KBLSDS4Y	X Series Convergents – Curved Wrap-Around D-Top — Wood Top with Double Support Leg and Laminate End Panels	114
JDVW-KBLSDS4Y	X Series Convergents – Curved Wrap-Around D-Top — Wood Top with Double Support Leg and Steel End Panels	113
JDVW-KBLWDS4Y	X Series Convergents – Curved Wrap-Around D-Top — Wood Top with Double Support Leg and Wood End Panels	115
JDVW-KBRLDS4N	X Series Convergents – Curved Wrap-Around D-Top — Wood Top with Double Support Leg and Laminate End Panels	114
JDVW-KBRLDS4Y	X Series Convergents – Curved Wrap-Around D-Top — Wood Top with Double Support Leg and Laminate End Panels	114
JDVW-KBRSDS4N	X Series Convergents – Curved Wrap-Around D-Top — Wood Top with Double Support Leg and Steel End Panels	113
JDVW-KBRSDS4Y	X Series Convergents – Curved Wrap-Around D-Top — Wood Top with Double Support Leg and Steel End Panels	113
JDVW-KBRWDS4N	X Series Convergents – Curved Wrap-Around D-Top — Wood Top with Double Support Leg and Wood End Panels	115
JDVW-KBRWDS4Y	X Series Convergents – Curved Wrap-Around D-Top — Wood Top with Double Support Leg and Wood End Panels	115
JDVW-KDLLDS4	X Series Convergents – Curved Wrap-Around D-Top — Wood Top with Column and Laminate End Panels	108
JDVW-KDLSDS4	X Series Convergents – Curved Wrap-Around D-Top — Wood Top with Column and Steel End Panels	107
JDVW-KDLWDS4	X Series Convergents – Curved Wrap-Around D-Top — Wood Top with Column and Wood End Panels	109
JDVW-KDRLDS4	X Series Convergents – Curved Wrap-Around D-Top — Wood Top with Column and Laminate End Panels	108
JDVW-KDRSDS4	X Series Convergents – Curved Wrap-Around D-Top — Wood Top with Column and Steel End Panels	107
JDVW-KDRWDS4	X Series Convergents – Curved Wrap-Around D-Top — Wood Top with Column and Wood End Panels	109
JDXL-JAANDS	X Series Double Pedestal Desks – Executive Rectangular Double Pedestal Desk — Laminate Top	28
JDXL-JAFLDS	X Series Single Pedestal Desks – Executive Rectangular Single Pedestal Desk — Laminate Top with Laminate End Panel	45
JDXL-JAFSDS	X Series Single Pedestal Desks – Executive Rectangular Single Pedestal Desk — Laminate Top with Steel End Panel	44
JDXL-JAFWDS	X Series Single Pedestal Desks – Executive Rectangular Single Pedestal Desk — Laminate Top with Wood End Panel	46
JDXL-JFFLDS	X Series Desk Shells – Executive Rectangular Desk Shell — Laminate Top with Laminate End Panels	69
JDXL-JFFSDS	X Series Desk Shells – Executive Rectangular Desk Shell — Laminate Top with Steel End Panels	68
JDXL-JFFWDS	X Series Desk Shells – Executive Rectangular Desk Shell — Laminate Top with Wood End Panels	70
JDXW-KAANDS	X Series Double Pedestal Desks – Executive Rectangular Double Pedestal Desk — Wood Top	29
JDXW-KAFLDS	X Series Single Pedestal Desks – Executive Rectangular Single Pedestal Desk — Wood Top with Laminate End Panel	48
JDXW-KAFSDS	X Series Single Pedestal Desks – Executive Rectangular Single Pedestal Desk — Wood Top with Steel End Panel	47
JDXW-KAFWDS	X Series Single Pedestal Desks – Executive Rectangular Single Pedestal Desk — Wood Top with Wood End Panel	49
JDXW-KFFLDS	X Series Desk Shells – Executive Rectangular Desk Shell — Wood Top with Laminate End Panels	72
JDXW-KFFSDS	X Series Desk Shells – Executive Rectangular Desk Shell — Wood Top with Steel End Panels	71
JDXW-KFFWDS	X Series Desk Shells – Executive Rectangular Desk Shell — Wood Top with Wood End Panels	73
JFCA	Accessories – Compressor	310
JFDA-15	Accessories – Dividers	310
JFFA-15	Accessories – Front-to-Back Hanging Bars	310
JFHA	Accessories – Side-to-Side Hanging Bars	310
JFWA	Accessories – Counterweight	311
JLPD-1530	X Series 1.5H Filing & Storage – 1.5H Lateral File – Proud Front	280
JLPD-S1	X Series Lateral Files – Freestanding – 2H Lateral File – Proud Style	291
JLPD-S1	X Series Lateral Files – Freestanding – 3H Lateral File – Proud Style	292
JLPD-S1	X Series Lateral Files – Freestanding – 4H Lateral File – Proud Style	293
JLPD-S1	X Series Lateral Files – Freestanding – 5H Lateral File – Proud Style	294
JLPD-S1A	X Series Lateral Files – Attached – 2H Lateral File – Proud Style – Attached	290
JLPS-S1	X Series Lateral Files – Freestanding – 5H Lateral File – Proud Style with Hinged Doors	295
JLPW-0230-S	X Series Filing & Storage with Individually Locking Drawers – 2H Lateral File with Individually Locking Drawers – Proud Style – Freestanding	324
JLPW-0230-S-A	X Series Filing & Storage with Individually Locking Drawers – 2H Lateral File with Individually Locking Drawers – Proud Style – Attached	323



# Index

<b>Product Code</b>	<b>Product Description</b>	<b>Page</b>
JLPW-0330-S	X Series Filing & Storage with Individually Locking Drawers – 3H Lateral File with Individually Locking Drawers – Proud Style . . . . .	325
JLPW-0430-S	X Series Filing & Storage with Individually Locking Drawers – 4H Lateral File with Individually Locking Drawers – Proud Style . . . . .	326
JLPW-0530-S	X Series Filing & Storage with Individually Locking Drawers – 5H Lateral File with Individually Locking Drawers – Proud Style . . . . .	327
JLPX-0530-S	X Series Filing & Storage with Individually Locking Drawers – 5H Lateral File with Individually Locking Drawers and Hinged Doors – Proud Style . . . . .	328
JLR9-SG	X Series Lateral Files — Freestanding – 5H Lateral File – Inset Style with Sliding Doors . . . . .	302
JLRC-SJ	X Series Lateral Files — Freestanding – 5H Lateral File – Inset Style with Receding Door . . . . .	301
JLRD-1530	X Series 1.5H Filing & Storage – 1.5H Lateral File – Inset Front . . . . .	286
JLRD-SJ	X Series Lateral Files — Freestanding – 2H Lateral File – Inset Style . . . . .	297
JLRD-SJ	X Series Lateral Files — Freestanding – 3H Lateral File – Inset Style . . . . .	298
JLRD-SJ	X Series Lateral Files — Freestanding – 4H Lateral File – Inset Style . . . . .	299
JLRD-SJ	X Series Lateral Files — Freestanding – 5H Lateral File – Inset Style . . . . .	300
JLRD-SJA	X Series Lateral Files — Attached – 2H Lateral File – Inset Style – Attached . . . . .	296
JNAB-30-S	X Series 1.5H Filing & Storage – Base Liner . . . . .	288
JNAB-30-S	X Series Locker Accessories – Base Liner . . . . .	276
JPAH-24	X Series Pedestals – Attached Pedestal . . . . .	206
JPAJ-24	X Series Pedestals – Attached Pedestal . . . . .	206
JPAQ-24	X Series Pedestals – Attached Pedestal . . . . .	206
JPAW-18-S	X Series Filing & Storage with Individually Locking Drawers – Attached Pedestal with Individually Locking Drawers . . . . .	314
JPDH	X Series and V Series Desk Pedestals — Catalog Logic – X Series Desk Pedestal . . . . .	180
JPDJ	X Series and V Series Desk Pedestals — Catalog Logic – X Series Desk Pedestal . . . . .	180
JPDQ	X Series and V Series Desk Pedestals — Catalog Logic – X Series Desk Pedestal . . . . .	180
JPFC-1830-F	X Series 1.5H Filing & Storage – Cushion . . . . .	288
JPHA-24	X Series Pedestals – Suspended Pedestal . . . . .	208
JPHH-24	X Series Pedestals – Suspended Pedestal . . . . .	208
JPHJ-24	X Series Pedestals – Suspended Pedestal . . . . .	208
JPHP-24	X Series Pedestals – Suspended Pedestal . . . . .	208
JPHQ-24	X Series Pedestals – Suspended Pedestal . . . . .	208
JPHW-18-S	X Series Filing & Storage with Individually Locking Drawers – Suspended Pedestal with Individually Locking Drawers . . . . .	315
JPMA-24	X Series Pedestals – Mobile Pedestal . . . . .	211
JPMH-24	X Series Pedestals – Mobile Pedestal . . . . .	211
JPMJ-24	X Series Pedestals – Mobile Pedestal . . . . .	211
JPMP-24	X Series Pedestals – Mobile Pedestal . . . . .	211
JPMQ-24	X Series Pedestals – Mobile Pedestal . . . . .	211
JPMW-18-S	X Series Filing & Storage with Individually Locking Drawers – Mobile Pedestal with Individually Locking Drawers . . . . .	316
JPTA-24	X Series Pedestals – Tug Pedestal . . . . .	214
JPTA-6	X Series Pedestal Accessories – Pencil Tray . . . . .	216
JPTH-24	X Series Pedestals – Tug Pedestal . . . . .	214
JPTJ-24	X Series Pedestals – Tug Pedestal . . . . .	214
JPTP-24	X Series Pedestals – Tug Pedestal . . . . .	214
JPTQ-24	X Series Pedestals – Tug Pedestal . . . . .	214
JPTW-24-S	X Series Filing & Storage with Individually Locking Drawers – Tug Pedestal with Individually Locking Drawers . . . . .	317
JRFC-1830-F	X Series 1.5H Filing & Storage – Cushion . . . . .	288
JRPY-3948	Recycling Solutions – Recycling Solutions . . . . .	362
JSCA	X Series Storage Cabinet/Wardrobe Accessories – Storage Cabinet Coat Rod . . . . .	359
JSCK-18	X Series Pedestal Accessories – Stationary Pedestal Conversion Kit . . . . .	216
JSHA-1	Accessories – Worksurface Height Adjustment Kit for Attached Lateral File . . . . .	311
JSHA-1	X Series Combination Unit Accessories – Worksurface Height Adjustment Kit for Attached Combination Unit . . . . .	344
JSHA-1	X Series Storage Cabinet/Wardrobe Accessories – Worksurface Height Adjustment Kit for Attached Storage Cabinet . . . . .	359
JSPN-1530	X Series 1.5H Filing & Storage – 1.5H Open Storage Case – Proud Top . . . . .	286
JSPY-1530	X Series 1.5H Filing & Storage – 1.5H Storage Cabinet with Hinged Doors – Proud Front . . . . .	284
JSPY-S1	X Series Storage Cabinets – 3H Storage Cabinet . . . . .	354
JSPY-S1	X Series Storage Cabinets – 4H Storage Cabinet . . . . .	354

<b>Product Code</b>	<b>Product Description</b>	<b>Page</b>
JSPY-S1	X Series Storage Cabinets – 2H Storage Cabinet	353
JSPY-S1	X Series Storage Cabinets – 5H Storage Cabinet	355
JSPY-S1A	X Series Storage Cabinets — Attached – 2H Storage Cabinet — Attached	352
JSRN-1530	X Series 1.5H Filing & Storage – 1.5H Open Storage Case – Inset Top	287
JSSA	X Series Combination Unit Accessories – Storage Shelves	344
JSSA	X Series Storage Cabinet/Wardrobe Accessories – Storage Cabinet/Wardrobe Shelf	359
JSSA-12	X Series Combination Units/Valet Accessories – Valet Shelf	350
JSSA-15	X Series Combination Unit Accessories – Storage Shelf	344
JSSA-15	X Series Combination Units/Valet Accessories – Valet Shelf	350
JSSA-30	X Series Combination Units/Valet Accessories – Storage Shelf	350
JSVS-18	X Series Vertical Storage Units – Vertical Storage Unit Slat Rail	201
JTPL-1830	X Series Lateral Files – File Top	303
JTPL-1860	X Series Lateral Files – Common File Top	303
JTPL-3660	X Series Lateral Files – Common File Top	303
JTPW-1830	X Series Lateral Files – File Top	304
JTPW-1860	X Series Lateral Files – Common File Top	304
JTPW-3660	X Series Lateral Files – Common File Top	304
JTRL-1830	X Series Lateral Files – File Top	305
JTRL-1860	X Series Lateral Files – Common File Top	305
JTRL-3660	X Series Lateral Files – Common File Top	305
JTRW-1830	X Series Lateral Files – File Top	306
JTRW-1860	X Series Lateral Files – Common File Top	306
JTRW-3660	X Series Lateral Files – Common File Top	306
JTSA-15	X Series Personal Storage Tower Accessories – Personal Storage Tower Hinged Door Storage Shelf	254
JTSA-24	X Series Personal Storage Tower Accessories – Personal Storage Tower Side Bookcase Shelf	254
JTVS	X Series Vertical Storage Units – Vertical Storage Unit Tackboard	200
JUFL-LL	X Series Vertical Storage Units – Flipper Door Vertical Storage Unit – Laminate Front with Laminate End Panels	189
JUFL-SL	X Series Vertical Storage Units – Flipper Door Vertical Storage Unit – Laminate Front with Steel End Panels	188
JUFL-WL	X Series Vertical Storage Units – Flipper Door Vertical Storage Unit – Laminate Front with Wood End Panels	190
JUFS-LL	X Series Vertical Storage Units – Flipper Door Vertical Storage Unit – Steel Front with Laminate End Panels	186
JUFS-SL	X Series Vertical Storage Units – Flipper Door Vertical Storage Unit – Steel Front with Steel End Panels	185
JUFS-WL	X Series Vertical Storage Units – Flipper Door Vertical Storage Unit – Steel Front with Wood End Panels	187
JUFW-LL	X Series Vertical Storage Units – Flipper Door Vertical Storage Unit – Wood Front with Laminate End Panels	192
JUFW-SL	X Series Vertical Storage Units – Flipper Door Vertical Storage Unit – Wood Front with Steel End Panels	191
JUFW-WL	X Series Vertical Storage Units – Flipper Door Vertical Storage Unit – Wood Front with Wood End Panels	193
JUHS-SL	X Series Vertical Storage Units – Single Sliding Door Vertical Storage Unit	196
JUKS-SL	X Series Vertical Storage Units – Hinged Door Vertical Storage Unit	198
JUNN	X Series Vertical Storage Units – Open Front Vertical Storage Unit	184
JUSL-SL	X Series Vertical Storage Units – Slow-Close Flipper Door Vertical Storage Unit	194
JVPM-SS1	X Series Combination Units with Valet – 5H Combination Unit with Valet — 30" Wide	346
JVPN-SS1	X Series Combination Units with Valet – 5H Combination Unit with Valet — 30" Wide	346
JVPP-SS1	X Series Combination Units with Valet – 5H Combination Unit with Valet — 42" Wide	348
JVPW-SS1	X Series Combination Units with Valet – 5H Combination Unit with Valet — 42" Wide	348
JWPC-S1	X Series Wardrobes – 4H Wardrobe	358
JWPC-S1	X Series Wardrobes – 5H Wardrobe	358
KDV	Accessories – Dividers	308
KFI-00XX-B	Accessories – Drawer Insert	307
KJFI-00XX-D	Accessories – Drawer Insert	307
KJFL	Accessories – Drawer Liner	309
KJFL-0015-JD	X Series Locker Accessories – Drawer Liner	274
KJTY-10	Accessories – Personal Tray	308
KJTY-12	Accessories – PDA Tray	308
KJTY-9	Accessories – Pencil Tray	309

# Index

<b>Product Code</b>	<b>Product Description</b>	<b>Page</b>
KUAH-0002	Belong Work Tools — Accessories — Magnet Hooks .....	277
KUAH-0003	Belong Work Tools — Accessories — Magnet Hook .....	277
KUAM-0411	Belong Work Tools — Accessories — Magnet Board .....	277
KUAM-0518	Belong Work Tools — Accessories — Magnet Board .....	277
KUAP-0000	Belong Work Tools — Accessories — Round Peg Magnets .....	277
KUAR	Belong Work Tools — Accessories — Mirror .....	277
KUAU-1203-JL	Accessories — U Channel Divider .....	311
KUAU-1203-JP	Accessories — U Channel Divider .....	311
KUAU-1603-JL	Accessories — U Channel Divider .....	311
KURB	Recycling Solutions — Recycling/Trash Bin .....	362
KURD	Recycling Solutions — Recycle Bin Carriage .....	362
LDV	Accessories — Dividers .....	311
NADR-8	X Series Vertical Storage Units — Shelf Divider .....	202
V2BB-5124-5	V Series Personal Storage Towers with Upper Storage — 4H Personal Storage Tower with Bookcase Upper Storage .....	369
V2BB-6324-5	V Series Personal Storage Towers with Upper Storage — 5H Personal Storage Tower with Bookcase Upper Storage .....	371
V2BJ-5124-5	V Series Personal Storage Towers with Upper Storage — 4H Personal Storage Tower with Bookcase Upper Storage .....	369
V2BJ-6324-5	V Series Personal Storage Towers with Upper Storage — 5H Personal Storage Tower with Bookcase Upper Storage .....	371
V2HB-5124-5	V Series Personal Storage Towers with Upper Storage — 4H Personal Storage Tower with Hinged Door Upper Storage .....	368
V2HB-6324-5	V Series Personal Storage Towers with Upper Storage — 5H Personal Storage Tower with Hinged Door Upper Storage .....	370
V2HG-6324-5	V Series Personal Storage Towers with Upper Storage — 5H Personal Storage Tower with Hinged Door Upper Storage .....	370
V2HJ-5124-5	V Series Personal Storage Towers with Upper Storage — 4H Personal Storage Tower with Hinged Door Upper Storage .....	368
VLRD-0230-5	V Series Lateral Files — Freestanding — 2H — Freestanding .....	375
VLRD-0230-5A	V Series Lateral Files — Attached — 2H Lateral File — Attached .....	374
VLRD-0330-5	V Series Lateral Files — Freestanding — 3H — Freestanding .....	375
VLRD-0430-5	V Series Lateral Files — Freestanding — 4H — Freestanding .....	375
VLRD-0530-5	V Series Lateral Files — Freestanding — 5H — Freestanding .....	375
VLRD-0530-5	V Series Lateral Files — Freestanding — 5H — Freestanding with Top Receding Door and Roll-Out Shelf .....	376
VPAH-24-5	V Series Attached Pedestals — Attached Pedestal .....	364
VPAJ-24-5	V Series Attached Pedestals — Attached Pedestal .....	364
VPDH	X Series and V Series Desk Pedestals — Catalog Logic — V Series Desk Pedestal .....	182
VPDJ	X Series and V Series Desk Pedestals — Catalog Logic — V Series Desk Pedestal .....	182
VPHA-24-5	V Series Suspended Pedestals — Suspended Pedestal .....	365
VPHH-24-5	V Series Suspended Pedestals — Suspended Pedestal .....	365
VPHJ-24-5	V Series Suspended Pedestals — Suspended Pedestal .....	365
VPL1-12	V Series Mobile Pedestals — Filing Kits .....	366
VPL2-12	V Series Mobile Pedestals — Filing Kits .....	366
VPMA-24-5	V Series Mobile Pedestals — Mobile Pedestal .....	366
VPMH-24-5	V Series Mobile Pedestals — Mobile Pedestal .....	366
VPMJ-24-5	V Series Mobile Pedestals — Mobile Pedestal .....	366
ZJBB	X Series Personal Storage Tower Accessories — Personal Storage Tower to Worksurface Bracket .....	254
ZNBT-1900	X Series Personal Storage Tower Accessories — Storage-to-Panel Bracket .....	255
ZZBT-1900	X Series Personal Storage Tower Accessories — Storage-to-Panel Bracket .....	255

# Great Expectations

---

You have them as a Haworth customer and so do we. And because we value our customers, we cover our products with the Haworth North America Product Compatibility and Limited Warranty Policy.

## Product Compatibility and Limited Warranty Policy

### Our Commitment To Product Compatibility – Integrated Product Platforms

As a market leader in the design and manufacture of workspaces that adapt to change, we strive to maintain product compatibility within our various generations of integrated product platforms. This benefits the customer who desires to update or modify their work environment. It also benefits the customer needing to replace a product due to damage or other reasons but which is no longer manufactured or is otherwise unavailable, such as a fabric or finish that is discontinued because of changing market preferences. In both circumstances, we often can provide products with comparable function and performance.

### Our Commitment To Product Quality – The Haworth North America Limited Warranty

To ensure customer satisfaction and peace of mind, we stand behind our products with the Haworth North America Limited Warranty. To review the current version of the limited warranty including its terms and conditions, please go to:

**[www.haworth.com/resources/product-info/warranties](http://www.haworth.com/resources/product-info/warranties)** or contact Haworth's First Call Center at **800.426.8562**.

### Warranty Requests or Questions

For questions or service requests pertaining to the Haworth Limited Warranty, please contact your Haworth dealer.

If you are unsure who your dealer is, please call Haworth's First Call Center at **800.426.8562**.

**Effective: January 1, 2020**

# HAWORTH®

HAWORTH® is a registered trademark of Haworth, Inc.  
© Haworth, Inc. All rights reserved. 2020 2.20 | Item #0003  
haworth.com | 800 344 2600