



## EDITOR



### SPECIFICATIONS:

- Mesh back and fully upholstered models.
- Mesh suspension available in three colors. Please refer to listing below.
- Glass-reinforced black nylon back frame.
- Armless, black adjustable t-arm and black cantilever arm models.
- 3" adjustable t-arm height travel.
- Fixed back height.
- Two base options: black nylon and polished aluminum.
- 300 lb. weight capacity.
- All dimensions are nominal.
- Refer to terms and conditions for general information regarding fabrics, finishes, warranty, freight, complete condition of sales and more.

### MESH SUSPENSION COLORS:

- #107 Sterling
- #109 Night
- #126 Wheat




All shipments for this series will be cartoned as standard. If blanket-wrapped shipping is required, please contact client services for additional information.

## EDITOR

### Weight-Activated Mechanism

#### ORDERING REQUIREMENTS:

- Model number
- Mesh suspension color
- Base finish
- Upholstery selection
- Options, as applicable

| MODEL  | PRODUCT SPECIFICATIONS   | BASE FINISH              | FABRIC GRADES |       |       |       |       |       |          |       | LEATHER |       |       |       |
|--|--|--------------------------|---------------|-------|-------|-------|-------|-------|----------|-------|---------|-------|-------|-------|
|  |  |                          | COM           | A     | 1     | 2     | 3     | 4     | COL<br>5 | 6     | 7       | 8     | L1    | L2    |
| <b>4521-K</b><br>   | <b>Mesh Back, Armless</b><br>20" W x 22.5" D x 39" - 44" H<br>Seat: 19" W x 18.5" D<br>Seat Ht: 17.5" - 22.5"<br>Back: 18" W x 22.5" H<br>COM: 1 yd. COL: 20 sq. ft.<br>37 lbs.              | <b>Black Nylon</b>       | 867           | 907   | 935   | 951   | 979   | 1,008 | 1,035    | 1,063 | 1,089   | 1,118 | 1,248 | 1,343 |
|  |  | <b>Polished Aluminum</b> | 946           | 986   | 1,014 | 1,030 | 1,058 | 1,087 | 1,114    | 1,142 | 1,168   | 1,197 | 1,327 | 1,422 |
| <b>4523-K</b><br>  | <b>Mesh Back, Adjustable T-Arms</b><br>25.75" W x 22.5" D x 39" - 44" H<br>Seat: 19" W x 18.5" D<br>Seat Ht: 17.5" - 22.5"<br>Back: 18" W x 22.5" H<br>COM: 1 yd. COL: 20 sq. ft.<br>44 lbs. | <b>Black Nylon</b>       | 911           | 951   | 979   | 995   | 1,023 | 1,052 | 1,079    | 1,107 | 1,133   | 1,162 | 1,292 | 1,387 |
|  |  | <b>Polished Aluminum</b> | 990           | 1,030 | 1,058 | 1,074 | 1,102 | 1,131 | 1,158    | 1,186 | 1,212   | 1,241 | 1,371 | 1,466 |
| <b>4524-K</b><br> | <b>Mesh Back, Cantilever Arms</b><br>24.25" W x 22.5" D x 39" - 44" H<br>Seat: 19" W x 18.5" D<br>Seat Ht: 17.5" - 22.5"<br>Back: 18" W x 22.5" H<br>COM: 1 yd. COL: 20 sq. ft.<br>40 lbs.   | <b>Black Nylon</b>       | 911           | 951   | 979   | 995   | 1,023 | 1,052 | 1,079    | 1,107 | 1,133   | 1,162 | 1,292 | 1,387 |
|  |  | <b>Polished Aluminum</b> | 990           | 1,030 | 1,058 | 1,074 | 1,102 | 1,131 | 1,158    | 1,186 | 1,212   | 1,241 | 1,371 | 1,466 |

#### OPTIONS




|         |                                 |       |
|---------|---------------------------------|-------|
| -SS01   | Seat Slider                     | \$76  |
| -STC02  | Soft Tread Casters              | \$26  |
| -STLC02 | Soft Tread Self-Locking Casters | \$52  |
| -GD04   | Glides                          | \$26  |
| -J01    | Jury Base (black only)          | \$150 |

## EDITOR

### Synchro-Tilt Mechanism

#### ORDERING REQUIREMENTS:

- Model number
- Mesh suspension color
- Base finish
- Upholstery selection
- Options, as applicable

| MODEL  | PRODUCT SPECIFICATIONS   | BASE FINISH              | FABRIC GRADES |     |       |       |       |       |       |       | LEATHER |       |       |       |
|--|--|--------------------------|---------------|-----|-------|-------|-------|-------|-------|-------|---------|-------|-------|-------|
|  |  |                          | COM           | A   | 1     | 2     | 3     | 4     | COL 5 | 6     | 7       | 8     | L1    | L2    |
| <b>4591-K</b><br>   | <b>Mesh Back, Armless</b><br>20" W x 22.5" D x 38" - 43" H<br>Seat: 19" W x 18.5" D<br>Seat Ht: 17" - 22"<br>Back: 18" W x 22.5" H<br>COM: 1 yd. COL: 20 sq. ft.<br>34 lbs.              | <b>Black Nylon</b>       | 823           | 863 | 891   | 907   | 935   | 964   | 991   | 1,019 | 1,045   | 1,074 | 1,204 | 1,299 |
|  |  | <b>Polished Aluminum</b> | 902           | 942 | 970   | 986   | 1,014 | 1,043 | 1,070 | 1,098 | 1,124   | 1,153 | 1,283 | 1,378 |
| <b>4593-K</b><br>  | <b>Mesh Back, Adjustable T-Arms</b><br>25.75" W x 22.5" D x 38" - 43" H<br>Seat: 19" W x 18.5" D<br>Seat Ht: 17" - 22"<br>Back: 18" W x 22.5" H<br>COM: 1 yd. COL: 20 sq. ft.<br>41 lbs. | <b>Black Nylon</b>       | 868           | 908 | 936   | 952   | 980   | 1,009 | 1,036 | 1,064 | 1,090   | 1,119 | 1,249 | 1,344 |
|  |  | <b>Polished Aluminum</b> | 947           | 987 | 1,015 | 1,031 | 1,059 | 1,088 | 1,115 | 1,143 | 1,169   | 1,198 | 1,328 | 1,423 |
| <b>4594-K</b><br> | <b>Mesh Back, Cantilever Arms</b><br>24.25" W x 22.5" D x 38" - 43" H<br>Seat: 19" W x 18.5" D<br>Seat Ht: 17" - 22"<br>Back: 18" W x 22.5" H<br>COM: 1 yd. COL: 20 sq. ft.<br>41 lbs.   | <b>Black Nylon</b>       | 868           | 908 | 936   | 952   | 980   | 1,009 | 1,036 | 1,064 | 1,090   | 1,119 | 1,249 | 1,344 |
|  |  | <b>Polished Aluminum</b> | 947           | 987 | 1,015 | 1,031 | 1,059 | 1,088 | 1,115 | 1,143 | 1,169   | 1,198 | 1,328 | 1,423 |

#### OPTIONS

|         |                                 |       |
|---------|---------------------------------|-------|
| -SS02   | Seat Slider                     | \$76  |
| -STC02  | Soft Tread Casters              | \$26  |
| -STLC02 | Soft Tread Self-Locking Casters | \$52  |
| -GD04   | Glides                          | \$26  |
| -J01    | Jury Base (black only)          | \$150 |




All shipments for this series will be cartoned as standard. If blanket-wrapped shipping is required, please contact client services for additional information.

## EDITOR

### Weight-Activated Mechanism

#### ORDERING REQUIREMENTS:

- Model number
- Base finish
- Upholstery selection
- Options, as applicable

| MODEL   | PRODUCT SPECIFICATIONS  | BASE FINISH              | FABRIC GRADES |       |       |       |       |       |          |       | LEATHER |       |       |       |
|---|---|--------------------------|---------------|-------|-------|-------|-------|-------|----------|-------|---------|-------|-------|-------|
|   |   |                          | COM           | A     | 1     | 2     | 3     | 4     | COL<br>5 | 6     | 7       | 8     | L1    | L2    |
|    | <b>4521-U Upholstered Back, Armless</b><br><br>20" W x 22.5" D x 39" - 44" H<br>Seat: 19" W x 18.5" D<br>Seat Ht: 17.5" - 22.5"<br>Back: 18" W x 22.5" H<br>COM: 2 yds. COL: 40 sq. ft.<br>37 lbs.              | <b>Black Nylon</b>       | 802           | 882   | 938   | 970   | 1,026 | 1,084 | 1,138    | 1,194 | 1,246   | 1,304 | 1,564 | 1,754 |
|   |   | <b>Polished Aluminum</b> | 881           | 961   | 1,017 | 1,049 | 1,105 | 1,163 | 1,217    | 1,273 | 1,325   | 1,383 | 1,643 | 1,833 |
|   | <b>4523-U Upholstered Back, Adjustable T-Arms</b><br><br>25.75" W x 22.5" D x 39" - 44" H<br>Seat: 19" W x 18.5" D<br>Seat Ht: 17.5" - 22.5"<br>Back: 18" W x 22.5" H<br>COM: 2 yds. COL: 40 sq. ft.<br>44 lbs. | <b>Black Nylon</b>       | 847           | 927   | 983   | 1,015 | 1,071 | 1,129 | 1,183    | 1,239 | 1,291   | 1,349 | 1,609 | 1,799 |
|   |   | <b>Polished Aluminum</b> | 926           | 1,006 | 1,062 | 1,094 | 1,150 | 1,208 | 1,262    | 1,318 | 1,370   | 1,428 | 1,688 | 1,878 |
|  | <b>4524-U Upholstered Back, Cantilever Arms</b><br><br>24.25" W x 22.5" D x 39" - 44" H<br>Seat: 19" W x 18.5" D<br>Seat Ht: 17.5" - 22.5"<br>Back: 18" W x 22.5" H<br>COM: 2 yds. COL: 40 sq. ft.<br>40 lbs.   | <b>Black Nylon</b>       | 847           | 927   | 983   | 1,015 | 1,071 | 1,129 | 1,183    | 1,239 | 1,291   | 1,349 | 1,609 | 1,799 |
|   |   | <b>Polished Aluminum</b> | 926           | 1,006 | 1,062 | 1,094 | 1,150 | 1,208 | 1,262    | 1,318 | 1,370   | 1,428 | 1,688 | 1,878 |

#### OPTIONS

|         |                                 |       |
|---------|---------------------------------|-------|
| -SS01   | Seat Slider                     | \$76  |
| -STC02  | Soft Tread Casters              | \$26  |
| -STLC02 | Soft Tread Self-Locking Casters | \$52  |
| -GD04   | Glides                          | \$26  |
| -J01    | Jury Base (black only)          | \$150 |




All shipments for this series will be cartoned as standard. If blanket-wrapped shipping is required, please contact client services for additional information.

## EDITOR

### Synchro-Tilt Mechanism

#### ORDERING REQUIREMENTS:

- Model number
- Base finish
- Upholstery selection
- Options, as applicable

| MODEL  | PRODUCT SPECIFICATIONS   | BASE FINISH              | FABRIC GRADES |     |       |       |       |       |          |       |       |       | LEATHER |       |
|--|--|--------------------------|---------------|-----|-------|-------|-------|-------|----------|-------|-------|-------|---------|-------|
|  |  |                          | COM           | A   | 1     | 2     | 3     | 4     | COL<br>5 | 6     | 7     | 8     | L1      | L2    |
| <b>4591-U</b><br>   | <b>Upholstered Back, Armless</b><br>20" W x 22.5" D x 38" - 43" H<br>Seat: 19" W x 18.5" D<br>Seat Ht: 17" - 22"<br>Back: 18" W x 22.5" H<br>COM: 2 yds. COL: 40 sq. ft.<br>34 lbs.              | <b>Black Nylon</b>       | 758           | 838 | 894   | 926   | 982   | 1,040 | 1,094    | 1,150 | 1,202 | 1,260 | 1,520   | 1,710 |
|  |  | <b>Polished Aluminum</b> | 837           | 917 | 973   | 1,005 | 1,061 | 1,119 | 1,173    | 1,229 | 1,281 | 1,339 | 1,599   | 1,789 |
| <b>4593-U</b><br>  | <b>Upholstered Back, Adjustable T-Arms</b><br>25.75" W x 22.5" D x 38" - 43" H<br>Seat: 19" W x 18.5" D<br>Seat Ht: 17" - 22"<br>Back: 18" W x 22.5" H<br>COM: 2 yds. COL: 40 sq. ft.<br>41 lbs. | <b>Black Nylon</b>       | 803           | 883 | 939   | 971   | 1,027 | 1,085 | 1,139    | 1,195 | 1,247 | 1,305 | 1,565   | 1,755 |
|  |  | <b>Polished Aluminum</b> | 882           | 962 | 1,018 | 1,050 | 1,106 | 1,164 | 1,218    | 1,274 | 1,326 | 1,384 | 1,644   | 1,834 |
| <b>4594-U</b><br> | <b>Upholstered Back, Cantilever Arms</b><br>24.25" W x 22.5" D x 38" - 43" H<br>Seat: 19" W x 18.5" D<br>Seat Ht: 17" - 22"<br>Back: 18" W x 22.5" H<br>COM: 2 yds. COL: 40 sq. ft.<br>37 lbs.   | <b>Black Nylon</b>       | 803           | 883 | 939   | 971   | 1,027 | 1,085 | 1,139    | 1,195 | 1,247 | 1,305 | 1,565   | 1,755 |
|  |  | <b>Polished Aluminum</b> | 882           | 962 | 1,018 | 1,050 | 1,106 | 1,164 | 1,218    | 1,274 | 1,326 | 1,384 | 1,644   | 1,834 |

#### OPTIONS

|         |                                 |       |
|---------|---------------------------------|-------|
| -SS02   | Seat Slider                     | \$76  |
| -STC02  | Soft Tread Casters              | \$26  |
| -STLC02 | Soft Tread Self-Locking Casters | \$52  |
| -GD04   | Glides                          | \$26  |
| -J01    | Jury Base (black only)          | \$150 |