

FACTION EXECUTIVE + TASK | Designed by 5d Studio



SPECIFICATIONS:



- Executive and task models.
- Executive models available with polished aluminum cantilever arms or loop arms.
- Task models offered with adjustable t-arms that feature 3" travel.
- Weight-activated and synchro-tilt mechanism options.
- Fixed back height.
- Black nylon base as standard.
- Polished aluminum base also available. Please specify (-AB02) after model number and refer to listed pricing.
- 300 lb. weight capacity.
- All dimensions are nominal.
- Refer to terms and conditions for general information regarding fabrics, finishes, warranty, freight, complete condition of sales and more.

FACTION EXECUTIVE | Designed by 5d Studio

Weight-Activated Synchro-Tilt Mechanism

ORDERING REQUIREMENTS:

- Model number
- Base finish
- Upholstery selection
- Options, as applicable

MODEL	PRODUCT SPECIFICATIONS	BASE FINISH	FABRIC GRADES								LEATHER			
			COM	A	1	2	3	4	COL 5	6	7	8	L1	L2
1812-M 	Mid-Back, Cantilever Arms 23.5" W x 23" D x 38.5" - 42.5" H Seat: 19" W x 18" D Seat Ht: 17.5" - 21.5" Back : 19" W x 21" H COM: 1.75 yds. COL: 35 sq. ft. 45 lbs.	Black Nylon	1,333	1,403	1,452	1,480	1,529	1,580	1,627	1,676	1,722	1,773	2,000	2,166
		Polished Aluminum	1,452	1,522	1,571	1,599	1,648	1,699	1,746	1,795	1,841	1,892	2,119	2,285
1814-M 	Mid-Back, Loop Arms 23" W x 23" D x 38.5" - 42.5" H Seat: 19" W x 18" D Seat Ht: 17.5" - 21.5" Back : 19" W x 21" H COM: 1.75 yds. COL: 35 sq. ft. 46 lbs.	Black Nylon	1,366	1,436	1,485	1,513	1,562	1,613	1,660	1,709	1,755	1,806	2,033	2,199
		Polished Aluminum	1,485	1,555	1,604	1,632	1,681	1,732	1,779	1,828	1,874	1,925	2,152	2,318

OPTIONS



-STC02	Soft Tread Casters	\$26
-STLC02	Soft Tread Self-Locking Casters	\$52

FACTION EXECUTIVE | Designed by 5d Studio

Weight-Activated Synchro-Tilt Mechanism

ORDERING REQUIREMENTS:

- Model number
- Base finish
- Upholstery selection
- Options, as applicable

MODEL	PRODUCT SPECIFICATIONS	BASE FINISH	FABRIC GRADES								LEATHER			
			COM	A	1	2	3	4	COL 5	6	7	8	L1	L2
	High Back, Cantilever Arms 23.5" W x 23" D x 45.5" - 49.5" H Seat: 19" W x 18" D Seat Ht: 17.5" - 21.5" Back : 19" W x 28.5" H COM: 2 yds. COL: 40 sq. ft. 48 lbs.	Black Nylon	1,389	1,469	1,525	1,557	1,613	1,671	1,725	1,781	1,833	1,891	2,151	2,341
		Polished Aluminum	1,508	1,588	1,644	1,676	1,732	1,790	1,844	1,900	1,952	2,010	2,270	2,460
	High Back, Loop Arms 23" W x 23" D x 45.5" - 49.5" H Seat: 19" W x 18" D Seat Ht: 17.5" - 21.5" Back : 19" W x 28.5" H COM: 2 yds. COL: 40 sq. ft. 49 lbs.	Black Nylon	1,421	1,501	1,557	1,589	1,645	1,703	1,757	1,813	1,865	1,923	2,183	2,373
		Polished Aluminum	1,540	1,620	1,676	1,708	1,764	1,822	1,876	1,932	1,984	2,042	2,302	2,492

OPTIONS



-STC02	Soft Tread Casters	\$26
-STLC02	Soft Tread Self-Locking Casters	\$52

FACTION EXECUTIVE | Designed by 5d Studio

Synchro-Tilt Mechanism

ORDERING REQUIREMENTS:

- Model number
- Base finish
- Upholstery selection
- Options, as applicable

MODEL	PRODUCT SPECIFICATIONS	BASE FINISH	FABRIC GRADES								LEATHER			
			COM	A	1	2	3	4	COL 5	6	7	8	L1	L2
1892-M 	Mid-Back, Cantilever Arms 23.5" W x 23" D x 38.5" - 42.5" H Seat: 19" W x 18" D Seat Ht: 17.5" - 21.5" Back: 19" W x 21" H COM: 1.75 yds. COL: 35 sq. ft. 45 lbs.	Black Nylon	1,206	1,276	1,325	1,353	1,402	1,453	1,500	1,549	1,595	1,646	1,873	2,039
		Polished Aluminum	1,325	1,395	1,444	1,472	1,521	1,572	1,619	1,668	1,714	1,765	1,992	2,158
1894-M 	Mid-Back, Loop Arms 23" W x 23" D x 38.5" - 42.5" H Seat: 19" W x 18" D Seat Ht: 17.5" - 21.5" Back: 19" W x 21" H COM: 1.75 yds. COL: 35 sq. ft. 46 lbs.	Black Nylon	1,238	1,308	1,357	1,385	1,434	1,485	1,532	1,581	1,627	1,678	1,905	2,071
		Polished Aluminum	1,357	1,427	1,476	1,504	1,553	1,604	1,651	1,700	1,746	1,797	2,024	2,190

OPTIONS



-SS02	Seat Slider	\$76
-STC02	Soft Tread Casters	\$26
-STLC02	Soft Tread Self-Locking Casters	\$52

FACTION EXECUTIVE | Designed by 5d Studio

Synchro-Tilt Mechanism

ORDERING REQUIREMENTS:

- Model number
- Base finish
- Upholstery selection
- Options, as applicable

MODEL	PRODUCT SPECIFICATIONS	BASE FINISH	FABRIC GRADES								LEATHER			
			COM	A	1	2	3	4	COL 5	6	7	8	L1	L2
1892-H	 High Back, Cantilever Arms 23.5" W x 23" D x 45.5" - 49.5" H Seat: 19" W x 18" D Seat Ht: 17.5" - 21.5" Back: 19" W x 28.5" H COM: 2 yds. COL: 40 sq. ft. 48 lbs.	Black Nylon	1,262	1,342	1,398	1,430	1,486	1,544	1,598	1,654	1,706	1,764	2,024	2,214
		Polished Aluminum	1,381	1,461	1,517	1,549	1,605	1,663	1,717	1,773	1,825	1,883	2,143	2,333
1894-H	 High Back, Loop Arms 23" W x 23" D x 45.5" - 49.5" H Seat: 19" W x 18" D Seat Ht: 17.5" - 21.5" Back: 19" W x 28.5" H COM: 2 yds. COL: 40 sq. ft. 49 lbs.	Black Nylon	1,294	1,374	1,430	1,462	1,518	1,576	1,630	1,686	1,738	1,796	2,056	2,246
		Polished Aluminum	1,413	1,493	1,549	1,581	1,637	1,695	1,749	1,805	1,857	1,915	2,175	2,365

OPTIONS


-SS02	Seat Slider	\$76
-STC02	Soft Tread Casters	\$26
-STLC02	Soft Tread Self-Locking Casters	\$52

FACTION TASK | Designed by 5d Studio

Synchro-Tilt Mechanism

ORDERING REQUIREMENTS:

- Model number
- Base finish
- Upholstery selection
- Options, as applicable

MODEL	PRODUCT SPECIFICATIONS	BASE FINISH	FABRIC GRADES										LEATHER	
			COM	A	1	2	3	4	COL 5	6	7	8	L1	L2
1893 	Adjustable T-Arms 27.75" W x 23" D x 38.5" - 42.5" H Seat: 19.5" W x 18" D Seat Ht: 17.5" - 21.5" Back: 19.5" W x 21"H COM: 1.75 yds. COL: 35 sq. ft. 40 lbs.	Black Nylon	1,138	1,208	1,257	1,285	1,334	1,385	1,432	1,481	1,527	1,578	1,805	1,971
		Polished Aluminum	1,257	1,327	1,376	1,404	1,453	1,504	1,551	1,600	1,646	1,697	1,924	2,090

OPTIONS

-SS02	Seat Slider	\$76
-CT01	Chrome Trim Arm Detail	\$50
-STC02	Soft Tread Casters	\$26
-STLC02	Soft Tread Self-Locking Casters	\$52