

PLAYGROUND | Designed by Chris Panichella



PRODUCT FEATURES:

- Metal frame available in standard and premium finishes. See following pages for options.
- For custom metal finish colors, please contact client services for pricing.
- Optional power units available for placement under select seating units.
- All dimensions are nominal.
- Refer to terms and conditions for general information regarding fabrics, finishes, warranty, freight, complete condition of sales and more.

BENCHES:

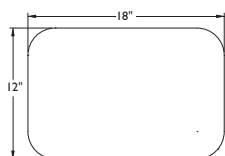
- Multiple bench sizes and shapes offered with or without backrest, available individually or in modular combinations.
- Optional ganging connector offered for modular configurations. Please specify "GC07" with quantity and add \$50 List per set.
- Three ottoman sizes available: 22", 30" and 36".
- Single seat benches and ottomans feature 350 lb. weight capacity.
- Two-seat benches feature 600 lb. weight capacity.
- Please include layout drawings or sketch with each modular order.

LOUNGE SEATING:

- Lounge, love seat and sofa models.
- Lounge chair features 350 lb. weight capacity, love seat features 600 lb. weight capacity and sofa features 900 lb. weight capacity.

PLAYGROUND | Designed by Chris Panichella

ROTATING TABLET:



- Available on select modular bench units and ottomans.
- Tablet size is 18" W x 12" D x .75" thick and features 360-degree turning radius.
- Two tablet surface options: wood veneer and laminate.
- Three wood species available: beech, white oak and walnut.
- For standard wood and laminate options, please refer to standard finish card.
- For custom wood finishes, please contact client services and add one-time upcharge of \$450 List per color per order.
- For custom laminate options, add \$550 List per color per order. Pre-approval required, please contact client services.
- Tablet with veneer or standard wood grain laminate top, edge finish will match top finish color, unless specified otherwise.
- For solid color laminates, edge will be natural exposed plywood with a clear coat finish as standard, unless specified otherwise.
- Tablet mounting post will match frame/leg finish unless specified otherwise.
- Please note that tablet is not available on modular corner units due to space limitations.

STATIONARY TABLE-ETTE:

- Available on select modular bench units as well as ottomans.
- Table-ette size is 12" dia. x .75" thick.
- Two table-ette surface options: wood veneer and laminate.
- Three wood species available: beech, white oak and walnut.
- For standard wood and laminate options, please refer to standard finish card.
- For custom wood finishes, please contact client services and add one-time upcharge of \$450 List per color per order.
- For custom laminate options, add \$550 List per color per order. Pre-approval required, please contact client services.
- Tablet with veneer or standard wood grain laminate top, edge finish will match top finish color unless specified otherwise.
- For solid color laminates, edge will be natural exposed plywood with a clear coat finish as standard unless specified otherwise.
- Table-ette mounting post will match frame/leg finish unless specified otherwise.
- Please note that center placement for is only available on 56" straight bench and requires the addition of a center leg.
- Table-ette is not available on modular corner units due to space limitations.

STANDARD METAL FRAME FINISH COLORS:

- #06 Charcoal Grey
- #90 Metallic Silver
- #91 Chrome
- #95 Satin Black

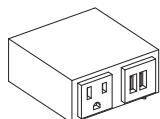
PREMIUM METAL FRAME FINISH COLORS:

- #07 Gold Shimmer
- #08 Penny
- #09 Brown Sugar
- #83 Metallic Champagne
- #94 Cotton

PLAYGROUND | Designed by Chris Panichella

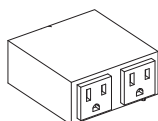
MINI-TAP POWER UNITS:

- Available on all modular benches and lounge models (not available on ottoman units).
- Dimensions: 3" W x 3" D x 1.75" H
- Black and white color options.
- 72" electrical cord (no hardware option or daisy chain feature available for this series).
- Placement is located under seat and may be affixed to side or front of seating unit. For side placement, unit will be centered. For front placement, please specify left, center or right, as seated.
- UL listed.



Mini-Tap 1 (MT1)

- One outlet and two USB charging ports.

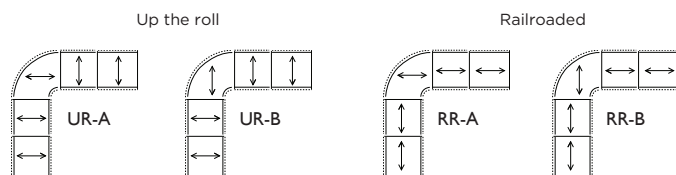


Mini-Tap 2 (MT2)

- Two outlets.

FABRIC APPLICATION:

- Fabric is cut "up the roll" as a standard cutting procedure (see example below). If another direction is required (i.e. "railroaded"), please specify and contact client services for yardage requirements.
- Note: Upholstery direction must be specified on corner units when patterned fabrics are selected. In the absence of specific instructions, Encore reserves the right to upholster at our discretion.



Modular Arrangements:

- Optional ganging bracket available for modular bench units. Please specify "-GC07" with quantity and add \$50 List per set. One set contains two brackets for connecting two units together.
- Field assembly required.



- Note: Layout drawings or sketch is required with each modular order.

PLAYGROUND MODULAR | Designed by Chris Panichella

ORDERING REQUIREMENTS:

- Model number
- Frame finish
- Upholstery selection
- Options, as applicable

MODEL	PRODUCT SPECIFICATIONS	FABRIC GRADES								LEATHER			
		COM	A	1	2	3	4	COL 5	6	7	8	L1	L2
7224-BR	Bench with Backrest 24" Straight 24" W x 26.75" D x 29.5 H" Seat: 24" W x 23" D Seat Ht: 17.5" COM: 1.75 yds. COL: 35 sq. ft. 42 lbs.	1,229	1,299	1,348	1,376	1,425	1,476	1,523	1,572	1,618	1,669	1,896	2,062
7248-BR	Bench with Backrest 48" Straight 48" W x 26.75" D x 29.5 H" Seat: 48" W x 23" D Seat Ht: 17.5" COM: 3.25 yds. COL: 65 sq. ft. 67 lbs.	1,798	1,928	2,019	2,071	2,162	2,257	2,344	2,435	2,520	2,614	3,037	3,345


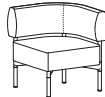

OPTIONS

-PF02	Premium Metal Frame Finish	\$80	-TAR02-W	Wood Rotating Tablet, Right (as seated)	\$468
-MB01	Moisture Barrier (24" bench)	\$52	-TAL02-W	Wood Rotating Tablet, Left (as seated)	\$468
-MB02	Moisture Barrier (48" bench)	\$73	-TAR02-L	Laminate Rotating Tablet, Right (as seated)	\$468
-NS04	Non-Skid Glides	\$42	-TAL02-L	Laminate Rotating Tablet, Left (as seated)	\$468
-GC07	Ganging Connector	\$50	-STR01-W	Wood Stationary Table-ette, Right (as seated)	\$433
-MT1-B	Mini-Tap Power Unit (1 power, 2 USB), Black	\$494	-STL01-W	Wood Stationary Table-ette, Left (as seated)	\$433
-MT1-W	Mini-Tap Power Unit (1 power, 2 USB), White	\$494	-STR01-L	Laminate Stationary Table-ette, Right (as seated)	\$433
-MT2-B	Mini-Tap Power Unit (2 power), Black	\$442	-STL01-L	Laminate Stationary Table-ette, Left (as seated)	\$433
-MT2-W	Mini-Tap Power Unit (2 power), White	\$442			

PLAYGROUND MODULAR | Designed by Chris Panichella

ORDERING REQUIREMENTS:

- Model number
- Frame finish
- Upholstery selection
- Options, as applicable

MODEL	PRODUCT SPECIFICATIONS	FABRIC GRADES								LEATHER			
		COM	A	1	2	3	4	COL 5	6	7	8	L1	L2
7223-BR-L	Bench with Backrest Left End Corner Unit  26.75" W x 26.75" D x 29.5" H Seat: 23" W x 23" D Seat Ht: 17.5" COM: 2.25 yds. COL: 45 sq. ft. 45 lbs.	1,568	1,658	1,721	1,757	1,820	1,886	1,946	2,009	2,068	2,133	2,426	2,639
7223-BR-C	Bench with Backrest Corner Unit  26.75" W x 26.75" D x 29.5" H Seat: 23" W x 23" D Seat Ht: 17.5" COM: 2.25 yds. COL: 45 sq. ft. 45 lbs.	1,568	1,658	1,721	1,757	1,820	1,886	1,946	2,009	2,068	2,133	2,426	2,639
7223-BR-R	Bench with Backrest Right End Corner Unit  26.75" W x 26.75" D x 29.5" H Seat: 23" W x 23" D Seat Ht: 17.5" COM: 2.25 yds. COL: 45 sq. ft. 45 lbs.	1,568	1,658	1,721	1,757	1,820	1,886	1,946	2,009	2,068	2,133	2,426	2,639

OPTIONS

-PF02	Premium Metal Frame Finish	\$80
-MB01	Moisture Barrier (seat only)	\$52
-NS04	Non-Skid Glides	\$42
-GC07	Ganging Connector	\$50
-MT1-B	Mini-Tap Power Unit (1 power, 2 USB), Black	\$494
-MT1-W	Mini-Tap Power Unit (1 power, 2 USB), White	\$494
-MT2-B	Mini-Tap Power Unit (2 power), Black	\$442
-MT2-W	Mini-Tap Power Unit (2 power), White	\$442

PLAYGROUND MODULAR | Designed by Chris Panichella

ORDERING REQUIREMENTS:

- Model number
- Frame finish
- Upholstery selection
- Options, as applicable

MODEL	PRODUCT SPECIFICATIONS	FABRIC GRADES								LEATHER			
		COM	A	1	2	3	4	COL 5	6	7	8	L1	L2
7248-LT	Bench with Backrest Left Transition 48" W x 30.5" D x 29.5" H Seat: 48" W x 23" D Seat Ht: 17.5" COM: 3.5 yds. COL: 70 sq. ft. 73 lbs.	1,962	2,102	2,200	2,256	2,354	2,456	2,550	2,648	2,739	2,841	3,296	3,628
7248-RT	Bench with Backrest Right Transition 48" W x 30.5" D x 29.5" H Seat: 48" W x 23" D Seat Ht: 17.5" COM: 3.5 yds. COL: 70 sq. ft. 73 lbs.	1,962	2,102	2,200	2,256	2,354	2,456	2,550	2,648	2,739	2,841	3,296	3,628

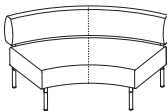
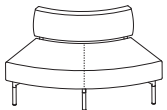
OPTIONS

-PF02	Premium Metal Frame Finish	\$80
-MB02	Moisture Barrier (seat only)	\$73
-NS04	Non-Skid Glides	\$42
-GC07	Ganging Connector	\$50
-MT1-B	Mini-Tap Power Unit (1 power, 2 USB), Black	\$494
-MT1-W	Mini-Tap Power Unit (1 power, 2 USB), White	\$494
-MT2-B	Mini-Tap Power Unit (2 power), Black	\$442
-MT2-W	Mini-Tap Power Unit (2 power), White	\$442

PLAYGROUND MODULAR | Designed by Chris Panichella

ORDERING REQUIREMENTS:

- Model number
- Frame finish
- Upholstery selection
- Options, as applicable

MODEL	PRODUCT SPECIFICATIONS	FABRIC GRADES								LEATHER			
		COM	A	1	2	3	4	COL 5	6	7	8	L1	L2
7260-BR	<div><div></div><div>Bench with Backrest 60-Degree Inside Wedge 61.5" W x 31.25" D x 29.5 H" Seat: 57.5" W x 27.5" D Seat Ht: 17.5" COM: 4.25 yds. COL: 85 sq. ft. 72 lbs.</div></div>	2,200	2,370	2,489	2,557	2,676	2,800	2,914	3,033	3,144	3,267	3,820	4,223
7261-BR	<div><div></div><div>Bench with Backrest 60-Degree Outside Wedge 57.75" W x 31" D x 29.5" H Seat: 57.5" W x 27.5" D Seat Ht: 17.5" COM: 3.5 yds. COL: 70 sq. ft. 48 lbs.</div></div>	1,908	2,048	2,146	2,202	2,300	2,402	2,496	2,594	2,685	2,787	3,242	3,574


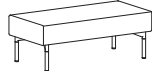
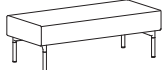
OPTIONS

-PF02	Premium Metal Frame Finish	\$80	-TAR02-W	Wood Rotating Tablet, Right (as seated)	\$468
-MB02	Moisture Barrier (seat only)	\$73	-TAL02-W	Wood Rotating Tablet, Left (as seated)	\$468
-NS04	Non-Skid Glides	\$42	-TAR02-L	Laminate Rotating Tablet, Right (as seated)	\$468
-GC07	Ganging Connector	\$50	-TAL02-L	Laminate Rotating Tablet, Left (as seated)	\$468
-MT1-B	Mini-Tap Power Unit (1 power, 2 USB), Black	\$494	-STR01-W	Wood Stationary Table-ette, Right (as seated)	\$433
-MT1-W	Mini-Tap Power Unit (1 power, 2 USB), White	\$494	-STL01-W	Wood Stationary Table-ette, Left (as seated)	\$433
-MT2-B	Mini-Tap Power Unit (2 power), Black	\$442	-STR01-L	Laminate Stationary Table-ette, Right (as seated)	\$433
-MT2-W	Mini-Tap Power Unit (2 power), White	\$442	-STL01-L	Laminate Stationary Table-ette, Left (as seated)	\$433

PLAYGROUND MODULAR | Designed by Chris Panichella

ORDERING REQUIREMENTS:

- Model number
- Leg finish
- Upholstery selection
- Options, as applicable

MODEL	PRODUCT SPECIFICATIONS	FABRIC GRADES										LEATHER	
		COM	A	1	2	3	4	COL 5	6	7	8	L1	L2
7224 	24" Straight Bench Overall: 24" W x 23" D x 17.5" H COM: 1.25 yds. COL: 25 sq. ft. 33 lbs.	853	903	938	958	993	1,030	1,063	1,098	1,131	1,167	1,330	1,448
7248 	48" Straight Bench Overall: 48" W x 23" D x 17.5" H COM: 1.75 yds. COL: 35 sq. ft. 56 lbs.	1,166	1,236	1,285	1,313	1,362	1,413	1,460	1,509	1,555	1,606	1,833	1,999
7256 	56" Straight Bench Overall: 56" W x 23" D x 17.5" H COM: 2.5 yds. COL: 40 sq. ft. 66 lbs.	1,322	1,422	1,492	1,532	1,602	1,675	1,742	1,812	1,877	1,950	2,275	2,512




OPTIONS

-PF02	Premium Metal Leg Finish	\$80	-TAC01-W	Wood Rotating Tablet, Center	\$468
-MB01	Moisture Barrier (24" bench)	\$52	-TAL02-W	Wood Rotating Tablet, Left (as seated)	\$468
-MB02	Moisture Barrier (48" & 56" bench)	\$73	-TAR02-L	Laminate Rotating Tablet, Right (as seated)	\$468
-NS04	Non-Skid Glides	\$42	-TAC01-L	Laminate Rotating Tablet, Center	\$468
-GC07	Ganging Connector	\$50	-TAL02-L	Laminate Rotating Tablet, Left (as seated)	\$468
-MT1-B	Mini-Tap Power Unit (1 power, 2 USB), Black	\$494	-STRO1-W	Wood Stationary Table-ette, Right (as seated)	\$433
-MT1-W	Mini-Tap Power Unit (1 power, 2 USB), White	\$494	-STC02-W	Wood Stationary Table-ette, Center	\$433
-MT2-B	Mini-Tap Power Unit (2 power), Black	\$442	-STL01-W	Wood Stationary Table-ette, Left (as seated)	\$433
-MT2-W	Mini-Tap Power Unit (2 power), White	\$442	-STRO1-L	Laminate Stationary Table-ette, Right (as seated)	\$433
-TAR02-W	Wood Rotating Tablet, Right (as seated)	\$468	-STC02-L	Laminate Stationary Table-ette, Center	\$433
			-STL01-L	Laminate Stationary Table-ette, Left (as seated)	\$433

PLAYGROUND MODULAR | Designed by Chris Panichella

ORDERING REQUIREMENTS:

- Model number
- Leg finish
- Upholstery selection
- Options, as applicable

MODEL	PRODUCT SPECIFICATIONS	FABRIC GRADES								LEATHER			
		COM	A	1	2	3	4	COL 5	6	7	8	L1	L2
<div>7223-L</div> <div></div>	<div>Left End Corner Unit</div> <div>Overall: 23" W x 23" D x 17.5" H COM: 1.25 yds. COL: 25 sq. ft. 36 lbs.</div>	901	951	986	1,006	1,041	1,078	1,111	1,146	1,179	1,215	1,378	1,496
<div>7223-C</div> <div></div>	<div>Corner Unit</div> <div>Overall: 23" W x 23" D x 17.5" H COM: 1.25 yds. COL: 25 sq. ft. 36 lbs.</div>	901	951	986	1,006	1,041	1,078	1,111	1,146	1,179	1,215	1,378	1,496
<div>7223-R</div> <div></div>	<div>Right End Corner Unit</div> <div>Overall: 23" W x 23" D x 17.5" H COM: 1.25 yds. COL: 25 sq. ft. 36 lbs.</div>	901	951	986	1,006	1,041	1,078	1,111	1,146	1,179	1,215	1,378	1,496

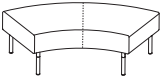
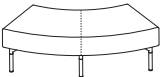
OPTIONS

-PF02	Premium Metal Leg Finish	\$80
-MB01	Moisture Barrier	\$52
-NS04	Non-Skid Glides	\$42
-GC07	Ganging Connector	\$50
-MT1-B	Mini-Tap Power Unit (1 power, 2 USB), Black	\$494
-MT1-W	Mini-Tap Power Unit (1 power, 2 USB), White	\$494
-MT2-B	Mini-Tap Power Unit (2 power), Black	\$442
-MT2-W	Mini-Tap Power Unit (2 power), White	\$442

PLAYGROUND MODULAR | Designed by Chris Panichella

ORDERING REQUIREMENTS:

- Model number
- Leg finish
- Upholstery selection
- Options, as applicable

MODEL	PRODUCT SPECIFICATIONS	FABRIC GRADES								LEATHER			
		COM	A	1	2	3	4	COL 5	6	7	8	L1	L2
7260	<div></div> <div>60-Degree Inside Wedge Bench Overall: 57.75" W x 27.5" D x 17.5" H COM: 2.25 yds. COL: 45 sq. ft. 48 lbs.</div>	1,299	1,389	1,452	1,488	1,551	1,617	1,677	1,740	1,799	1,864	2,157	2,370
7261	<div></div> <div>60-Degree Outside Wedge Bench Overall: 57.75" W x 27.5" D x 17.5" H COM: 2.25 yds. COL: 45 sq. ft. 48 lbs.</div>	1,299	1,389	1,452	1,488	1,551	1,617	1,677	1,740	1,799	1,864	2,157	2,370



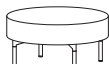
OPTIONS

-PF02	Premium Metal Leg Finish	\$80	-TAR02-W	Wood Rotating Tablet, Right (as seated)	\$468
-MB02	Moisture Barrier	\$73	-TAL02-W	Wood Rotating Tablet, Left (as seated)	\$468
-NS04	Non-Skid Glides	\$42	-TAR02-L	Laminate Rotating Tablet, Right (as seated)	\$468
-GC07	Ganging Connector	\$50	-TAL02-L	Laminate Rotating Tablet, Left (as seated)	\$468
-MT1-B	Mini-Tap Power Unit (1 power, 2 USB), Black	\$494	-STR01-W	Wood Stationary Table-ette, Right (as seated)	\$433
-MT1-W	Mini-Tap Power Unit (1 power, 2 USB), White	\$494	-STL01-W	Wood Stationary Table-ette, Left (as seated)	\$433
-MT2-B	Mini-Tap Power Unit (2 power), Black	\$442	-STR01-L	Laminate Stationary Table-ette, Right (as seated)	\$433
-MT2-W	Mini-Tap Power Unit (2 power), White	\$442	-STL01-L	Laminate Stationary Table-ette, Left (as seated)	\$433

PLAYGROUND MODULAR | Designed by Chris Panichella

ORDERING REQUIREMENTS:

- Model number
- Leg finish
- Upholstery selection
- Options, as applicable

MODEL	PRODUCT SPECIFICATIONS	FABRIC GRADES								LEATHER			
		COM	A	1	2	3	4	COL 5	6	7	8	L1	L2
7222 	22" Round Ottoman Overall: 21.75" Dia. x 17.5" H COM: 1.5 yds. COL: 30 sq. ft. 25 lbs.	931	991	1,033	1,057	1,099	1,143	1,183	1,225	1,264	1,308	1,503	1,645
7230 	30" Round Ottoman Overall: 30" Dia. x 17.5" H COM: 1.5 yds. COL: 30 sq. ft. 35 lbs.	1,095	1,155	1,197	1,221	1,263	1,307	1,347	1,389	1,428	1,472	1,667	1,809
7236 	36" Round Ottoman Overall: 36" Dia. x 17.5" H COM: 2.25 yds. COL: 45 sq. ft. 48 lbs.	1,433	1,523	1,586	1,622	1,685	1,751	1,811	1,874	1,933	1,998	2,291	2,504


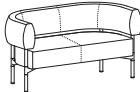
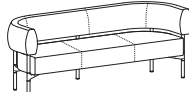
OPTIONS

-PF02	Premium Metal Leg Finish	\$80
-MB02	Moisture Barrier	\$73
-NS04	Non-Skid Glides	\$42
-STX01-W	Wood Stationary Table-ette	\$416
-STX01-L	Laminate Stationary Table-ette	\$416

PLAYGROUND LOUNGE | Designed by Chris Panichella

ORDERING REQUIREMENTS:

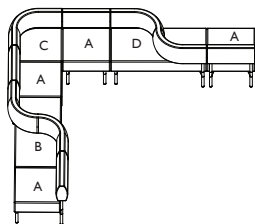
- Model number
- Leg finish
- Upholstery selection
- Options, as applicable

MODEL	PRODUCT SPECIFICATIONS	FABRIC GRADES								LEATHER			
		COM	A	1	2	3	4	COL 5	6	7	8	L1	L2
7201 	Lounge Chair 36" W x 27" D x 29.5" H Seat: 28.5" W x 23" D Seat Ht: 17.5" COM: 3 yds. COL: 60 sq. ft. 48 lbs.	1,707	1,827	1,911	1,959	2,043	2,130	2,211	2,295	2,373	2,460	2,850	3,135
7202 	Love Seat 58.75" W x 27" D x 29.5" H Seat: 50.5" W x 23" D Seat Ht: 17.5" COM: 3.75 yds. COL: 75 sq. ft. 83 lbs.	2,364	2,514	2,619	2,679	2,784	2,893	2,994	3,099	3,197	3,306	3,793	4,149
7203 	Sofa 82.5" W x 27" D x 29.5" H Seat: 74.75" W x 23" D Seat Ht: 17.5" COM: 5 yds. COL: 100 sq. ft. 108 lbs. 108 lbs.	3,064	3,264	3,404	3,484	3,624	3,769	3,904	4,044	4,174	4,319	4,969	5,444

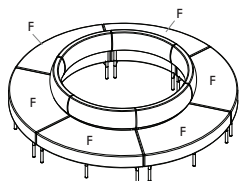
OPTIONS

-PF02	Premium Metal Frame Finish	\$80
-MB02	Moisture Barrier (lounge and love seat, seat only)	\$73
-MB03	Moisture Barrier (sofa, seat only)	\$94
-NS04	Non-Skid Glides	\$42
-MT1-B	Mini-Tap Power Unit (1 power, 2 USB), Black	\$494
-MT1-W	Mini-Tap Power Unit (1 power, 2 USB), White	\$494
-MT2-B	Mini-Tap Power Unit (2 power), Black	\$442
-MT2-W	Mini-Tap Power Unit (2 power), White	\$442

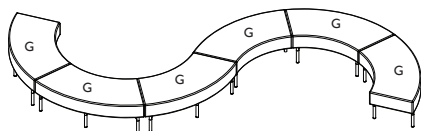
PLAYGROUND MODULAR - CONFIGURATION & ORDERING EXAMPLES



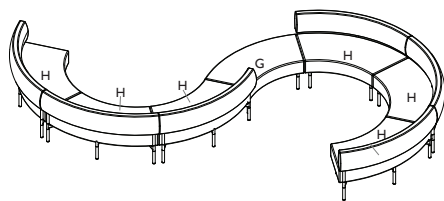
Qty.	Model #	Description	COM List	Key
4	7224-BR	Bench with Backrest, 24" Straight (\$1,229 List each)	\$4,916	A
1	7248-LT	Bench with Backrest, Left Transition	\$1,962	B
1	7223-BR-C	Bench with Backrest, Corner Unit	\$1,568	C
1	7248-RT	Bench with Backrest, Right Transition	<u>\$1,962</u>	D
			\$10,408	



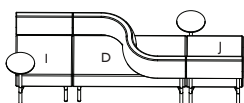
Qty.	Model #	Description	COM List	Key
6	7261-BR	Bench with Backrest, 60-Degree Outside Wedge (\$1,908 List each)	\$11,448	F



Qty.	Model #	Description	COM List	Key
6	7260	60-Degree Inside Wedge Bench (\$1,299 List each)	\$7,794	G



Qty.	Model #	Description	COM List	Key
6	7260-BR	Bench with Backrest, 60-Degree Inside Wedge (\$2,200 List each)	\$13,200	H
1	7260	60-Degree Inside Wedge Bench	<u>\$1,299</u>	G
			\$14,499	

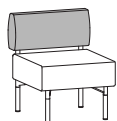


Qty.	Model #	Description	COM List	Key
1	7224-BR-STR01-W	Bench with Backrest, 24" Straight, Stationary Table-ette, Wood Top	\$1,662	I
1	7248-RT	Bench with Backrest, Right Transition	\$1,962	D
1	7224-BR-STL01-W	Bench with Backrest, 24" Straight, Stationary Table-ette, Wood Top	<u>\$1,662</u>	J
			\$5,286	

PLAYGROUND MODULAR & LOUNGE | Designed by Chris Panichella

UPHOLSTERY COMBINATIONS:

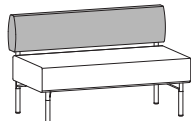
- For upholstery combinations, refer to the pricing below.
- When combining two COM/COV/COL fabrics, or fabrics with the same grade, add \$85 List per unit.
- When combining three or more COM/COV/COL fabrics, or fabrics with the same grade, add \$115 List per unit.
- When combining different grades of fabric, price will be based on the highest grade specified.
- Two-tone upholstery examples and yardage requirements for the most common combinations are listed below. Additional combinations available; please contact client Services for yardage requirements and pricing.
- Note: Yardage amounts are based on fabric which is plain (i.e. non-directional) and a full 54" wide.
- Appropriate upholstery code must be included.



Code PL1

Model COM Requirement

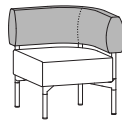
7224-BR Backrest Only = 1 yd.
Balance of Bench = 1.75 yds.



Code PL2

Model COM Requirement

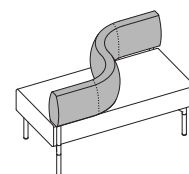
7248-BR Backrest Only = 2 yds.
Balance of Bench = 2 yds.



Code PL3

Model COM Requirement

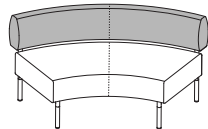
7223-BR-C Backrest Only = 1.25 yds.
7223-BR-L Balance of Bench = 1.25 yds.
7223-BR-R



Code PL4

Model COM Requirement

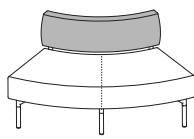
7248-LT Backrest Only = 2 yds.
7248-RT Balance of Bench = 2 yds.



Code PL5

Model COM Requirement

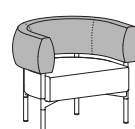
7260-BR Backrest Only = 2 yds.
Balance of Bench = 2.25 yds.



Code PL6

Model COM Requirement

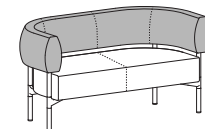
7261-BR Backrest Only = 1.25 yds.
Balance of Bench = 2.25 yds.



Code PL7

Model COM Requirement

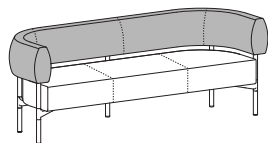
7201 Backrest Only = 2 yds.
Balance of Lounge = 1 yd.



Code PL8

Model COM Requirement

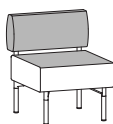
7202 Backrest Only = 3 yds.
Balance of Love Seat = 2.25 yds.



Code PL9

Model COM Requirement

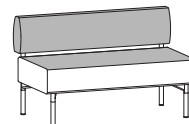
7203 Backrest Only = 3 yds.
Balance of Sofa = 2.75 yds.



Code PL10

Model COM Requirement

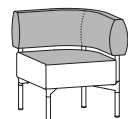
7224-BR Backrest & Top of Seat = 2.5 yds.
Balance of Bench = .75 yd.



Code PL11

Model COM Requirement

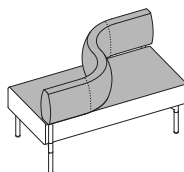
7248-BR Backrest & Top of Seat = 3.5 yds.
Balance of Bench = .75 yd.



Code PL12

Model COM Requirement

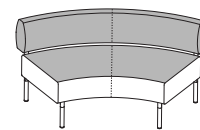
7223-BR-C Backrest & Top of Seat = 1.75 yds.
7223-BR-L Balance of Bench = .75 yd.
7223-BR-R



Code PL13

Model COM Requirement

7248-LT Backrest & Top of Seat = 3.5 yds.
7248-RT Balance of Bench = .75 yd.



Code PL14

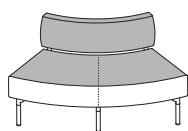
Model COM Requirement

7260-BR Backrest & Top of Seat = 3 yds.
Balance of Bench = 1.75 yds.

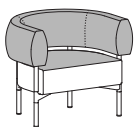
PLAYGROUND MODULAR & LOUNGE | Designed by Chris Panichella

UPHOLSTERY COMBINATIONS:

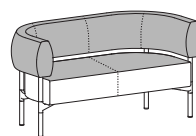
- For upholstery combinations, refer to the pricing below.
- When combining two COM/COV/COL fabrics, or fabrics with the same grade, add \$85 List per unit.
- When combining three or more COM/COV/COL fabrics, or fabrics with the same grade, add \$115 List per unit.
- When combining different grades of fabric, price will be based on the highest grade specified.
- Two-tone upholstery examples and yardage requirements for the most common combinations are listed below. Additional combinations available; please contact client Services for yardage requirements and pricing.
- Note: Yardage amounts are based on fabric which is plain (i.e. non-directional) and a full 54" wide.
- Appropriate upholstery code must be included.



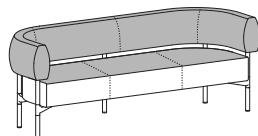
Code PL15
Model COM Requirement
 7261-BR Backrest & Top of Seat = 2.5 yds.
 Balance of Bench = 1.5 yds.



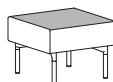
Code PL16
Model COM Requirement
 7201 Backrest & Top of Seat = 3 yds.
 Balance of Lounge = 1 yd.



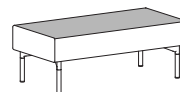
Code PL17
Model COM Requirement
 7202 Backrest & Top of Seat = 3.25 yds.
 Balance of Love Seat = 1.25 yds.



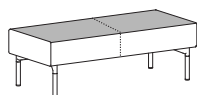
Code PL18
Model COM Requirement
 7203 Backrest & Top of Seat = 5 yds.
 Balance of Sofa = 1.25 yds.



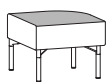
Code PL19
Model COM Requirement
 7224 Top of Seat = 1.5 yds.
 Balance of Bench = .75 yd.



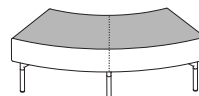
Code PL20
Model COM Requirement
 7248 Top of Seat = 1.5 yds.
 Balance of Bench = .75 yd.



Code PL21
Model COM Requirement
 7256 Top of Seat = 2 yds.
 Balance of Bench = .75 yd.



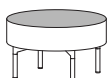
Code PL22
Model COM Requirement
 7223-C Top of Seat = 1.5 yds.
 7223-L Balance of Bench = .75 yd.
 7223-R



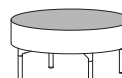
Code PL23
Model COM Requirement
 7260 Top of Seat = 1.75 yds.
 7261 Balance of Bench = 1.75 yds.



Code PL24
Model COM Requirement
 7222 Top of Seat = .75 yd.
 Balance of Bench = .75 yd.



Code PL25
Model COM Requirement
 7230 Top of Seat = 1 yd.
 Balance of Bench = 1 yd.



Code PL26
Model COM Requirement
 7236 Top of Seat = 1 yd.
 Balance of Bench = 1.25 yds.